





EUROPE

Product Handbook

Conveyor Belt Splicing Systems

Effective 1 January 2022



Maybachstrasse 9
72348 Rosenfeld, Germany

Phone: +49-7428-9406-0 Fax: +49-7428-9406-260

E-mail: europa@flexco.com

www.flexco.com

Patents: www.flexco.com/patents

INFORMATION

OFFICE ADDRESS: Flexco Europe GmbH
Maybachstrasse 9
72348 Rosenfeld, Germany

EMAIL: europe@flexco.com

PHONE: +49-7428-9406-0

FAX: +49-7428-9406-260

TERMS AND CONDITIONS: Prices are in EUR exclusive of VAT.
1. Grey shaded items are not typically stocked—please contact Customer Service for lead times.
2. General Terms and Conditions of Flexco Europe, current version dtd. 01.06.2017, are valid.
3. 3rd party deliveries may be refused—please contact Customer Service.


LIMITED LIABILITY: Every effort is made to ensure the information contained in this price book is accurate and in accordance with all current specifications, however, the company cannot be held responsible for any errors and reserves the right, without prior notice, to change specifications, quantities, and prices.

Table of Contents

ANKER® WIRE HOOKS	6-21
ANKER® Wire Hook Fastening System Overview	6
General Hook Information	7
ANKER® Hook and Pin Selection Chart	8
ANKER® Carded Hooks	9-14
ANKER® A-Series: Wire Hooks Welded.....	15-19
ANKER® C-Line Belt Hooks.....	20-21
ANKER® G SERIES™ LACING	22-25
ANKER® G Series™ Lacing Overview.....	22
ANKER® G Series™ Lacing	23-25
ANKER® Transmission Belt Lacing	25
ANKER® SPIRALS AND SPIRAL LACES	26-28
Anker® Spirals and Spiral Laces Overview	26
Anker® Spiral Lace	27
Anker® Spirals and Kevlar Spiral Lace	28
ANKER® HINGE MATERIAL	29-30
ANKER® LACERS	31-38
ANKER® Maintenance Lacers.....	31-32
ANKER® Specialty Lacers	33
ANKER® Production Lacers and Accessories.....	34-38
ANKER® LAUNDRY PATCH FASTENER	39-42
ANKER® Laundry Patch Fastener Overview	39
Patch Fasteners, Production Lacers	40-42
ALLIGATOR® CONVEYOR BELT LACING	43-45
Alligator® Lacing Fastening System Overview	43
Steel Lacing.....	44
316 Stainless Lacing	45
Hinge Pins	45
ALLIGATOR® TRANSMISSION BELT LACING	46
ALLIGATOR® READY SET™ STAPLE BELT FASTENERS	47-52
Alligator® Ready Set™ Fastening System Overview.....	47
No. 62, No. 125, No. 187 Staple Fasteners	48-49
No. 62, No. 125, No. 187 Hinge Pins	50
Installation Tools	51-52
MegAlloy® Staple Fasteners.....	52
ALLIGATOR® RIVET FASTENERS	53-55
Alligator® Rivet Fastening System Overview.....	53
Rivet Fasteners, Hinge Pins, Installation Tools	54-55
ALLIGATOR® NON-METALLIC FASTENERS	56-58
Alligator® Non-Metallic Fastening System Overview.....	56
Fasteners	57
Installation Tools	58
LIGHT-DUTY BELT MAINTENANCE TOOLS	59-60
FGP FOOD GRADE PRECLEANER	61-64
FGP Food Grade Precleaner Overview.....	61
FGP Food Grade Precleaner.....	62-63
FGP Food Grade Precleaner Replacement Parts	64

Table of Contents (cont.)

FGS FOOD GRADE SECONDARY CLEANER	65-68
FGS Food Grade Secondary Cleaner Overview	65
FGS Food Grade Secondary Cleaner	66-67
FGS Food Grade Secondary Cleaner Replacement Parts.....	68
LIGHT-DUTY TRANSFER SOLUTIONS	69-72
Transfer Solutions Overview	69
Hitch Guards.....	70
Segmented Transfer Plates.....	71-72
TATCH-A-CLEAT® BELT CLEATS	73-75
General Cleat Information.....	73
Mechanical Cleats	74-75
FLEXCO® XP™ STAPLE FASTENERS	76-79
General XP™ Staple Information	76
XP5, XP7, and XP8 Fasteners	77
Hinge Pins	77-78
Installation Tools	79
FLEXCO® BOLT HINGED FASTENERS	80-85
Flexco® Bolt Hinged Fastening System Overview.....	80
No. 375X Fasteners.....	81
No. 550 Fasteners	82
Hinge Pins	83
Installation Tools	84-85
FLEXCO® RIVET HINGED FASTENERS	86-97
Flexco® Rivet Hinged Fastening System Overview	86
Flexco® R2 Medium-Duty Rivet Hinged Fasteners	87
Fasteners	88-89
Rivets, Hinge Pins.....	90-94
Installation Tools	95-97
FLEXCO® SOLID PLATE FASTENERS	98-102
Flexco® Solid Plate Fastening System Overview.....	98
Fasteners	99
Installation Tools	100-101
Extra Bolts and Nuts, Rip Repair	102
FLEXCO® RIVET PLATE FASTENERS	103-106
Flexco® Rivet Solid Plate Fastening System Overview	103
Fasteners, Rivets.....	104-105
Installation Tools	106
HEAVY-DUTY BELT MAINTENANCE AND SAFETY TOOLS	107-112
Tools and Accessories	107
Belt Cutters.....	108
Belt Clamps, Belt Skiver.....	109-111
Belt Lifter	112
INDEX	113-132
By Ordering Number	113-125
By Item Code.....	126-132



How ANKER® Hooks Work

The ANKER® Hook design incorporates a staggered grip pattern that gives wire hooks exceptional holding power without degrading the integrity of the belt carcass. The points of the fastener pass through the belt carcass and are formed over, locking the carcass between them.

This low profile splice is highly compatible with conveyor components and compliant with the need for reduced operating noise. Additional splice strength and consistency of splice installation is obtained through precision machine application.

Applications	Installation Method	What You Need for Installation
<ul style="list-style-type: none"> Package and Parts Handling Food Processing Checkout Counters Commercial Laundries Filter Media Agriculture 	<p>Depending on the application, ANKER® Hooks can be installed with on-site maintenance lacers such as the Roller Lacer®, Roller Lacer® Gold Class™, or Microlacer®, Production Lacers for high volume lacing (AHP-series, ARK-series, AMK-series, and AMU-series), or Specialty Lacers such as the Plier-Tape Lacer, Vice Lacer, Baler Belt Lacer. Please contact Flexco to discuss your application.</p>	<ul style="list-style-type: none"> Hooks Hinge Pin Installation Tool
How to Specify the Correct ANKER® Fastener	Fastener Metal Selection	Hinge Pin Selection
<ol style="list-style-type: none"> 1, Measure your Belt Thickness. 2, Measure the Diameter of the Smallest Pulley in your Drive with Belt Wrap more than 90°. 3, Using the selection chart on page 8, identify possible hook choices. 4, Narrow selections by selecting desired wire diameter. <ul style="list-style-type: none"> • Larger wire diameter provides greater strength and abrasion resistance. • Smaller wire diameter offers a lower profile and provides less noise and less wear on conveyor components. 5, Narrow selects by leg lengths, <ul style="list-style-type: none"> • Small fastners work well under normal conditions. • Fasteners with longer legs offer more reach back into the belt and are suitable for hugher tensions. 6, If multiple choices remain, select either carded or A-Series (Unibar®) style fastener. 	<p>Galvanized Steel, For basic applications, galvanized steel is recommended.</p> <p>Stainless Steel, Type AISI 430 (DIN 1,4016), 316 (DIN 1,4401), and 316L (DIN1,4404) Stainless steel offers more offers more resistance than steel to abrasion, acids, chemicals, rusting, and magnetic attraction.</p> <p>High Tensile, Added abrasion resistance and fastener retention strength.</p> <p>Specialty Metal,</p> <ul style="list-style-type: none"> • Coated Steel • Rectangular High Tensile • Monel® • Inconel® • Phosphor Bronze • Hastelloy 	<p>NST Nylosteel -Bright spring wire, black nylon coated</p> <p>HNSS Nylostainless -T316 SS Wire, special super hard nylon coated, white-grey</p> <p>HNCS Nylostainless Cable - SS 316 cable, special super hard nylon coated, white-grey</p> <p>CSP Corrugated Steel - SS 316L steel wire, corrugated</p> <p>SS Stainless Steel - SS 316L steel wire, plain</p> <p>NK Perlon - Perlon wire (Polyamide) PA, plain</p> <p>KS Corrugated Perlon - Perlon wire (Polyamide) PA, corrugated</p> <p>H Hastelloy - Hastelloy C4 wire, excellent chemical and rust resistance</p> <p>PK PEEK - Peek wire, temperature resistant 200°C, natural white (ocher)</p> <p>POLY Polyester - Polyester Monofilament, FDA approved, different colors</p>

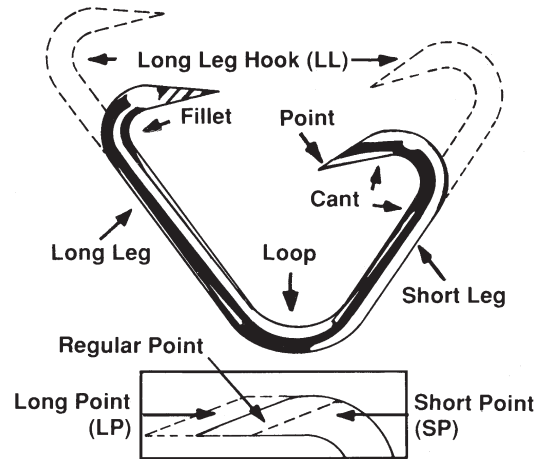
Please see page 8 for ANKER® Fastener selection chart.

General Hook Information



HOW TO SELECT THE PROPER HOOK SIZE

- 1, Measure the belt thickness and pulley diameter.
- 2, Determine the possible options that could be used, based on the chart on page 8.
- 3, Select the proper hook from the specification chart.
- 4, If hook specifications overlap into more than one size, select the fastener which best meets your needs. **NOTE:** If maximum strength is of primary importance, choose the hook with the largest diameter wire. If low profile is needed select the hook with the smallest diameter wire.
- 5, Select the type of metal which best fits your application requirements.
- 6, Select a gauge pin to install the fasteners approximately 20% thinner than the belt thickness.
- 7, Select a hinge pin approximately 20% thinner than the gauge pin.



SPECIAL LENGTH CARDS

Anker® hooks can be ordered in special length cards or welded bar strips for specific applications.

This eliminates time consuming card cutting by hand.

All special length cards are shipped without pins.

Please call Customer Service for price, delivery time, and minimum order quantities.

FASTENER MATERIAL CHARACTERISTICS

METAL	ABBREVIATION	MAGNETIC	ABRASION RESISTANCE	CHEMICAL RESISTANCE	RUST RESISTANCE	TYPE	SIZES
Galvanized	G	Yes	Good	Poor	Good	Carded	25, 40, 2-7, G001-G003
Steel		Yes	Good	Poor	Poor	Welded Bar	A2-A7
AISI 430 1,4016 EN 10088-3	S	Slightly	Good	Fair to Good	Good	Carded & Welded Bar	40/A40, 2-7/A2-A7
AISI 316/316L 1,4401/1,4404 EN 10088-3	SS	No	Good	Good to Excellent	Excellent	Carded & Welded Bar	25/A25, 30/A30, A34, 35/A35, A36, 40/A40, 2-7/A2-A7, G 00 - G 008
Hastelloy	H	No	Good	Excellent	Excellent	Carded & Welded Bar	25, 30/A30, A36, 40/A40
High Tensile	HT	Yes	Good to Excellent	Fair	Good	Carded	2-7



Anker® Hook and Pin Selection Chart

Carded

Welded Bar

Hook Abbreviations

XSP	Extra Short Point
SP	Short Point
LP	Long Point
SL	Short Leg
LL	Long Leg

ANKER® Belt Fastener Selection Chart

Minimum Pulley Diameter mm	Hinge Pin mm	Wire mm	Belt Thickness (mm)												
			1,5	2,0	2,5	3,0	3,5	4,0	5,0	6,5	8,0	9,0	10,0		
25	1,35-1,5	0,62	25SP		A25		25								
			A36SLXSP		A36SLSP										
		0,9 x 0,7	A34SLSP		A34SP										
30	1,5-1,8	0,9 x 0,5	25LLSP		A25LL		25LL		25LLLP						
0,80			30SP		30		A30SP		A30						
40		0,9 x 0,6	A35SP		A36XSP		A36SP		A36		A36LP				
50	1,8-2,0	1,00	A40XSP		A40SP		A40								
			40SP		40										
		1,20	A2		2										
75	1,5-1,8	0,80	30LLSP		30LL		A30LLSP		A30LL						
			35LLSP		35LL										
		0,9 x 0,7	A36LLSP		A36LL		A36LLLP								
	1,8-2,0	1,00	A40LLXSP		A40LLSP		A40LL								
40LLSP			40LL												
100	2,5-3,0	1,38	A3		3										
			A4		4										
125	3,0-3,5	1,38	A5		5										
150	3,5-4,0	1,38	A6		6										
175	3,5-4,0	1,38	A7		7										

ANKER® ORDERING NUMBERS

BELT FASTENERS	FASTENER SERIES	PITCH (MM)	WIRE DIAMETER (MM)	MATERIALS AVAILABLE
CARDED	25	1,70	0,62/0,025	G, SS, H
	30	2,54	0,80/0,030	SS, H
	35	2,54	0,90/0,035	SS
	40	3,175	1,00/0,040	G, S, SS, H
	2 - 3	3,67	1,20/0,047	G, HT, S, SS
	4 - 7	3,67	1,38/0,054	G, HT, S, SS
WELDED	A25	1,70	0,62/0,025	SS
	A30	2,54	0,80	SS,H
	A34	2,54	0,90 X 0,5	SS
	A35	2,54	0,90 X 0,6	SS
	A36	2,54	0,90 X 0,7	SS, H
	A40	3,175	1,00/0,040	S, SS, H
	A2 - A3	3,67	1,20/0,047	STEEL, S, SS
	A4 - A7	3,67	1,38/0,054	STEEL, S, SS
G-SERIES	G 00 - G 008	4,00	0,50/0,75/1,00	G, SS

Anker® 25 Series Carded Hooks



FASTENERS

GALVANIZED - WITHOUT PINS

25	HOOK SIZE	ORDERING NUMBER (BOX)	ITEM CODE	WT. PER BOX KGS.	CARDS PER BOX	BELT THICKNESS	MINIMUM PULLEY DIAMETER
	150 MM LENGTHS						
25SP	25SP-G-150	18147	18147	0,30	48	-2,0	25
25	25-G-150	18148	18148	0,30	48	2,0-2,5	25
25LLSP	25LLSP-G-150	18149	18149	0,22	24	-2,0	50
25LL	25LL-G-150	18150	18150	0,22	24	2,0-2,5	50
25LLLP	25LLLP-G-150	16971	16971	0,24	24	2,5-2,8	50
300 MM LENGTHS							
25SP	25SP-G-300	18170	18170	0,30	24	-2,0	25
25	25-G-300	18171	18171	0,32	24	2,0-2,5	25
25LLSP	25LLSP-G-300	18172	18172	0,42	24	-2,0	50
25LL	25LL-G-300	18173	18173	0,44	24	2,5-2,8	50
25LLLP	25LLLP-G-300	16972	16972	0,42	24	2,5-2,8	50

AISI 316L STAINLESS STEEL - WITHOUT PINS

25	HOOK SIZE	ORDERING NUMBER (BOX)	ITEM CODE	WT. PER BOX KGS.	CARDS PER BOX	BELT THICKNESS	MINIMUM PULLEY DIAMETER
	150 MM LENGTHS						
25SP	25SP-SS-150	18152	18152	0,30	48	-2,0	25
25	25-SS-150	18153	18153	0,30	48	2,0-2,5	25
25LLSP	25LLSP-SS-150	18154	18154	0,22	24	-2,0	25
25LL	25LL-SS-150	17428	17428	0,22	24	2,0-2,5	50
25LLLP	25LLLP-SS-150	16973	16973	0,24	24	2,5-2,8	50
300 MM LENGTHS							
25SP	25SP-SS-300	00800	00800	0,30	24	-2,0	25
25	25-SS-300	00801	00801	0,32	24	2,0-2,5	25
25LLSP	25LLSP-SS-300	00802	00802	0,42	24	-2,0	50
25LL	25LL-SS-300	00803	00803	0,42	24	2,0-2,5	50
25LLLP	25LLLP-SS-300	00804	00804	0,44	24	2,5-2,8	50

NOTE:

#25 Carded Hooks - 0,62 mm Wire Diameter and 1,7 mm Pitch

For extra pin material see pages 29-30.

ANKER® ORDERING NUMBER REFERENCE

XSP	Extra Short Point
SP	Short Point
LP	Long Point
XLP	Extra Long Point
LL	Long Leg
SL	Short Leg
G	Galvanized
HT	High Tensile
RHTX	Rectangular Wire
S	430 Stainless Steel
SS	316 Stainless Steel

Stock Items (non-shaded)

Made To Order Items (shaded) extended lead time, minimum order may apply.

Special Metals and Special Length Cards are available. Request quote for price and delivery.



Anker® 30, 35, & AP Series Carded Hooks

FASTENERS

AISI 316L STAINLESS - WITHOUT PINS

30	HOOK SIZE	ORDERING NUMBER (BOX)	ITEM CODE	WT. PER BOX KGS.	CARDS PER BOX	BELT THICKNESS	MINIMUM PULLEY DIAMETER
	150 MM LENGTHS						
30SP	30SP-SS-150	17143	0,24	24	1,5-2,0	50	
30	30-SS-150	17135	0,26	24	2,0-3,0	50	
30LLSP	30LLSP-SS-150	17138	0,32	24	1,5-2,0	75	
30LL	30LL-SS-150	17137	0,32	24	2,0-3,0	75	
300 MM LENGTHS							
30SP	30SP-SS-300	00300	0,48	24	1,5-2,0	50	
30	30-SS-300	00301	0,50	24	2,0-3,0	50	
30LLSP	30LLSP-SS-300	00302	0,56	24	1,5-2,0	75	
30LL	30LL-SS-300	00809	0,58	24	2,0-3,0	75	

HASTELLOY C4 - WITHOUT PINS - 300 MM LENGTHS

30	HOOK SIZE	ORDERING NUMBER (BOX)	ITEM CODE	WT. PER BOX KGS.	CARDS PER BOX	BELT THICKNESS	MINIMUM PULLEY DIAMETER
	300 MM LENGTHS						
30LLSP	30LLSP-H-300	00980	0,58	24	1,5-2,0	75	
30LL	30LL-H-300	17136	0,60	24	2,0-3,0	75	

AISI 316L STAINLESS - WITHOUT PINS - 300 MM LENGTHS

35	HOOK SIZE	ORDERING NUMBER (BOX)	ITEM CODE	WT. PER BOX KGS.	CARDS PER BOX	BELT THICKNESS	MINIMUM PULLEY DIAMETER
	35LL	35LL-SS-300	17144	0,68	24	2,0-3,0	75

TEXTILE PATCH - WITHOUT PINS - 300 MM LENGTHS*

30	HOOK SIZE	ORDERING NUMBER (BOX)	ITEM CODE	WT. PER BOX KGS.	CARDS PER BOX	BELT THICKNESS	MINIMUM PULLEY DIAMETER	
	AISI 316L STAINLESS							
	30LLSP	30LLSP-SS-300-TPU2	17139	0,56	24	1,5-2,0	75	
30LLSP	30LLSP-SS-300-P-PP*	17207	0,56	24	1,5-2,0	75		

*Belt type and application determine patch material, and -glue as well as process temperature.
For further information about ANKER® Patch Fasteners please find more details on pages 42 and following.

NOTE:

30 Carded Hooks - 0,8 mm Wire Diameter and 2,54 mm Pitch

35 Carded Hooks - 0,9 mm Wire Diameter and 2,54 mm Pitch

AP Carded Hooks - 1,2 mm Wire Diameter and 3,67 mm Pitch

For extra pin material see pages 29-30.

ANKER® ORDERING NUMBER REFERENCE

XSP	Extra Short Point
SP	Short Point
LP	Long Point
XLP	Extra Long Point
LL	Long Leg
SL	Short Leg
G	Galvanized
HT	High Tensile
RHTX	Rectangular Wire
S	430 Stainless Steel
SS	316 Stainless Steel

Stock Items (non-shaded)

Made To Order Items (shaded) extended lead time, minimum order may apply.

Special Metals and Special Length Cards are available.
Request quote for price and delivery.

Anker® 40 Series Carded Hooks



FASTENERS

GALVANIZED - WITHOUT PINS

40	HOOK SIZE	ORDERING NUMBER (BOX)	ITEM CODE	WT. PER BOX KGS.	CARDS PER BOX	BELT THICKNESS	MINIMUM PULLEY DIAMETER
	150 MM LENGTHS						
40SP	40SP-G-150		17198	0,32	24	2,0-3,0	50
40	40-G-150		00640	0,36	24	3,0-4,0	50
40LLSP	40LLSP-G-150		17193	0,36	24	2,0-3,0	75
40LL	40LL-G-150		00670	0,38	24	3,0-4,0	75
300 MM LENGTHS							
40SP	40SP-G-300		00491	0,62	24	2,0-3,0	50
40	40-G-300		00492	0,62	24	3,0-4,0	50
40LLSP	40LLSP-G-300		00493	0,70	24	2,0-3,0	75
40LL	40LL-G-300		00494	0,72	24	3,0-4,0	75

STAINLESS AISI 430 - WITHOUT PINS

40	HOOK SIZE	ORDERING NUMBER (BOX)	ITEM CODE	WT. PER BOX KGS.	CARDS PER BOX	BELT THICKNESS	MINIMUM PULLEY DIAMETER
	150 MM LENGTHS						
40SP	40SP-S-150		17199	0,30	24	2,0-3,0	50
40	40-S-150		17150	0,36	24	3,0-4,0	50
300 MM LENGTHS							
40SP	40SP-S-300		00489	0,62	24	2,0-3,0	50
40	40-S-300		00497	0,62	24	3,0-4,0	50
40LLSP	40LLSP-S-300		00498	0,70	24	2,0-3,0	75
40LL	40LL-S-300		00499	0,68	24	3,0-4,0	75

STAINLESS AISI 316L - WITHOUT PINS

40	HOOK SIZE	ORDERING NUMBER (BOX)	ITEM CODE	WT. PER BOX KGS.	CARDS PER BOX	BELT THICKNESS	MINIMUM PULLEY DIAMETER
	150 MM LENGTHS						
40SP	40SP-SS-150		00360	0,36	24	2,0-3,0	50
40	40-SS-150		00363	0,30	24	3,0-4,0	50
40LLSP	40LLSP-SS-150		00365	0,36	24	2,0-3,0	75
40LL	40LL-SS-150		00367	0,38	24	3,0-4,0	75
300 MM LENGTHS							
40SP	40SP-SS-300		00361	0,60	24	2,0-3,0	50
40	40-SS-300		00364	0,62	24	3,0-4,0	50
40LLSP	40LLSP-SS-300		00920	0,68	24	2,0-3,0	75
40LL	40LL-SS-300		00368	0,72	24	3,0-4,0	75
40LLLP	40LLLP-SS-300		17192	0,74	24	4,0-4,8	75
40XLLSP	40XLL-SS-300		00945	0,82	24	4,8-5,6	100

HASTELLOY C4 - WITHOUT PINS 300 MM LENGTHS

40	HOOK SIZE	ORDERING NUMBER (BOX)	ITEM CODE	WT. PER BOX KGS.	CARDS PER BOX	BELT THICKNESS	MINIMUM PULLEY DIAMETER
	40LLSP	40LLSP-H-300		17194	0,74	24	2,0-3,0
40LL	40LL-H-300		17152	0,74	24	3,0-4,0	75

TEXTILE PATCH - WITHOUT PINS 300 MM LENGTHS

40	HOOK SIZE	ORDERING NUMBER (BOX)	ITEM CODE	WT. PER BOX KGS.	CARDS PER BOX	BELT THICKNESS	MINIMUM PULLEY DIAMETER
	STAINLESS AISI 316L						
40LLSP	40LLSP-SS-300-P-PP*		17261	0,68	24	2,0-3,0	75
40LLSP	40LLSP-SS-300-TPU2		17196	0,68	24	2,0-3,0	75

*Belt type and application determine patch material, and -glue as well as process temperature.

For further information about ANKER® Patch Fasteners please find more details on pages 42 and following.

AISI 316L - SPECIAL VERSIONS

40	HOOK SIZE	ORDERING NUMBER (BOX)	ITEM CODE	WT. PER BOX KGS.	CARDS PER BOX	BELT THICKNESS	MINIMUM PULLEY DIAMETER
	40	40/3-SS-300 (150)		17151	1,78	150	2,0-4,0

NOTE:

#40 Carded Hooks - 1,00 mm Wire Diameter and 3,175 mm Pitch

For extra pin material see pages 29-30.



Anker® 2 - 7 Carded Hooks

FASTENERS

GALVANIZED - 300 MM LENGTHS

2-7	HOOK SIZE	ORDERING NUMBER (BOX)	ITEM CODE	WT. PER BOX KGS.	CARDS PER BOX	BELT THICKNESS	MINIMUM PULLEY DIAMETER
	WITH PERLON PINS						
2	2-G-300W	00482	0,46	12	3,0 - 4,0	50	
3	3-G-300W	00483	0,50	12	4,0 - 5,0	75	
4	4-G-300W	00484	0,72	12	5,0 - 6,5	100	
5	5-G-300W	00485	0,80	12	6,5 - 8,0	125	
6	6-G-300W	00486	0,92	12	8,0 - 9,0	150	
7	7-G-300W	00487	0,92	12	9,0 - 10,0	175	
WITHOUT PINS							
2	2-G-300	16928	0,44	12	3,0 - 4,0	50	
3	3-G-300	17132	0,48	12	4,0 - 5,0	75	
4	4-G-300	00811	0,70	12	5,0 - 6,5	100	
5	5-G-300	00645	0,80	12	6,5 - 8,0	125	
6	6-G-300	17203	0,90	12	8,0 - 9,0	150	
7	7-G-300	00665	0,90	12	9,0 - 10,0	175	

STAINLESS AISI 430 - WITHOUT PINS - 300 MM LENGTHS

2-7	HOOK SIZE	ORDERING NUMBER (BOX)	ITEM CODE	WT. PER BOX KGS.	CARDS PER BOX	BELT THICKNESS	MINIMUM PULLEY DIAMETER
	2	2-S-300	00512	0,44	12	3,0 - 4,0	50
3	3-S-300	00513	0,48	12	4,0 - 5,0	75	
4	4-S-300	00514	0,70	12	5,0 - 6,5	100	
5	5-S-300	00515	0,78	12	6,5 - 8,0	125	
6	6-S-300	00516	0,88	12	8,0 - 9,0	150	
7	7-S-300	00517	0,94	12	9,0 - 10,0	175	

STAINLESS AISI 316L - WITHOUT PINS - 300 MM LENGTHS

2-7	HOOK SIZE	ORDERING NUMBER (BOX)	ITEM CODE	WT. PER BOX KGS.	CARDS PER BOX	BELT THICKNESS	MINIMUM PULLEY DIAMETER
	2	2-SS-300	00452	0,46	12	3,0 - 4,0	50
3	3-SS-300	00453	0,50	12	4,0 - 5,0	75	
4	4-SS-300	00454	0,72	12	5,0 - 6,5	100	
5	5-SS-300	00697	0,80	12	6,5 - 8,0	125	
6	6-SS-300	00456	0,90	12	8,0 - 9,0	150	
7	7-SS-300	00457	0,90	12	9,0 - 10,0	175	

HIGH TENSILE - WITHOUT PINS - 300 MM LENGTHS

2-6	HOOK SIZE	ORDERING NUMBER (BOX)	ITEM CODE	WT. PER BOX KGS.	CARDS PER BOX	BELT THICKNESS	MINIMUM PULLEY DIAMETER
	2	2-HT-300	16929	0,52	12	3,0 - 4,0	50
3	3-HT-300	00698	0,58	12	4,0 - 5,0	75	
4	4-HT-300	00699	0,68	12	5,0 - 6,5	100	
5	5-HT-300	17202	0,76	12	6,5 - 8,0	125	
6	6-HT-300	17204	0,86	12	8,0 - 9,0	150	

RECTANGULAR HIGH TENSILE - WITHOUT PINS - 300 MM LENGTHS

4	HOOK SIZE	ORDERING NUMBER (BOX)	ITEM CODE	WT. PER BOX KGS.	CARDS PER BOX	BELT THICKNESS	MINIMUM PULLEY DIAMETER
	4	4-RHT-300	17146	0,82	12	5,0-6,5	100

AP CARDED HOOKS LOW PROFILE 316L STAINLESS WITHOUT PINS - 300 MM LENGTHS

4-6	HOOK SIZE	ORDERING NUMBER (BOX)	ITEM CODE	WT. PER BOX KGS.	CARDS PER BOX	BELT THICKNESS	MINIMUM PULLEY DIAMETER
	AP4	AP4-SS-300	16009	0,54	12	5,0-6,5	100
AP5	AP5-SS-300	00632	0,62	12	6,5-8,0	125	
AP6	AP6-SS-300	00701	0,70	12	8,0-9,0	150	
AP6LP	AP6LP-SS-300	16019	0,70	12	9,0-10,0	150	
AP7	AP7-SS-300	00702	0,78	12	9,0-10,0	175	

NOTE:

#2 & #3 Carded Hooks - 1,2 mm Wire Diameter
AP4 - AP7 - 1,2 mm Wire Diameter

#4 - 7 Carded Hooks - 1,38 mm Wire Diameter
#3-HT - #6-HT - 1,38 mm Wire Diameter

#2 - 7 Carded Hooks - 3,67 mm Pitch
4-RHT-300 - 1,48 mm x 1,35 mm Wire Diameter (angular pin)

For extra pin material see pages 29-30.

ANKER® ORDERING NUMBER REFERENCE

XSP	Extra Short Point
SP	Short Point
LP	Long Point
XLP	Extra Long Point
LL	Long Leg
SL	Short Leg
G	Galvanized
HT	High Tensile
RHT	Rectangular High Tensile
S	430 Stainless Steel
SS	316 Stainless Steel



PRECUT 25 HOOKS (with Pins)

GALVANIZED - PRECUT TO TAPE WIDTH

NOTE:
#25 Carded Laundry - 0,62 mm Wire Diameter

For extra pin material see pages 29-30.

25 SERIES	TAPE WIDTH (mm)	ORDERING NUMBER (BOX)	ITEM CODE	WT. PER KGS.	HOOKS PER CARD	SPLICES PER BOX
	10	25SP-G-010W	16995	0,13	4+5	100
	15	25SP-G-015W	00650	0,14	5+6	100
	20	25SP-G-020W	00651	0,16	8+9	100
	25	25SP-G-025W	19804	0,22	12+13	100
	32	25SP-G-035W	16999	0,30	15+16	100
	40	25SP-G-040W	17007	0,36	19+20	100
	45	25SP-G-045W	17014	0,36	22+23	100
	48	25SP-G-048W	17016	0,40	24+25	100
	50	25SP-G-050W	19808	0,42	26+27	100
	57	25SP-G-057W	17045	0,46	30+31	100
	63	25SP-G-063W	19809	0,48	33+34	100
	75	25SP-G-075W	19810	0,58	39+40	100
	90	25SP-G-090W	19811	0,36	46+47	50
	100	25SP-G-100W	19812	0,40	54+55	50
115	25SP-G-115W	17082	0,44	61+62	50	
120	25SP-G-120W	17087	0,48	64+65	50	
48	25LLSP-G-048W	16975	0,30	24+25	50	
50	25LLSP-G-050W	16976	0,30	26+27	50	
57	25LLSP-G-057W	16977	0,30	30+31	50	
90	25LLSP-G-090W	16979	0,50	46+47	50	
100	25LLSP-G-100W	16980	0,32	54+55	25	
115	25LLSP-G-115W	16981	0,30	61+62	25	

AISI 316L STAINLESS STEEL

25 SERIES	TAPE WIDTH (mm)	ORDERING NUMBER (BOX)	ITEM CODE	WT. PER BOX KGS.	HOOKS PER CARD	SPLICES PER BOX
	20	25SP-SS-020W	17093	0,18	8+9	100
	25	25SP-SS-025W	17094	0,24	12+13	100
	32	25SP-SS-035W	17095	0,20	15+16	100
	40	25SP-SS-040W	17097	0,36	19+20	100
	45	25SP-SS-045W	17102	0,38	22+23	100
	48	25SP-SS-048W	17103	0,40	24+25	100
	50	25SP-SS-050W	19838	0,42	26+27	100
	57	25SP-SS-057W	17111	0,46	30+31	100
	63	25SP-SS-063W	19841	0,48	33+34	100
	75	25SP-SS-075W	19842	0,58	39+40	100
	90	25SP-SS-090W	17117	0,36	46+47	50
	95	25SP-SS-095W	17120	0,40	46+47	50
	100	25SP-SS-100W	19844	0,40	54+55	50
	115	25SP-SS-115W	18143	0,44	61+62	50
	48	25-SS-048W	16945	0,38	24+25	100
	50	25-SS-050W	16946	0,40	26+27	100
	35	25LLSP-SS-035W	16984	0,22	15+16	50
	48	25LLSP-SS-048W	16985	0,30	24+25	50
	50	25LLSP-SS-050W	00529	0,27	26+27	50
	57	25LLSP-SS-057W	16986	0,29	30+31	50
	63	25LLSP-SS-063W	16987	0,29	33+34	50
	75	25LLSP-SS-075W	16988	0,42	39+40	50
	90	25LLSP-SS-090W	16989	0,50	46+47	50
	100	25LLSP-SS-100W	16990	0,30	54+55	25
	115	25LLSP-SS-115W	16993	0,30	61+62	25
	35	25LL-SS-035W	16960	0,22	15+16	50
	48	25LL-SS-048W	16961	0,30	24+25	50
	50	25LL-SS-050W	16962	0,32	26+27	50
	57	25LL-SS-057W	16963	0,34	30+31	50
	63	25LL-SS-063W	16964	0,36	33+34	50
	90	25LL-SS-090W	16965	0,50	46+47	50
	100	25LL-SS-100W	16966	0,32	54+55	25
	115	25LL-SS-115W	16967	0,38	61+62	25

▬ Stock Items (non-shaded)

▬ Made To Order Items (shaded) extended lead time, minimum order may apply.

Special Metals and Special Length Cards are available. Request quote for price and delivery.



Anker® Carded Hooks for the Laundry Industry

PRECUT 25 HOOKS (with Pins)

GALVANIZED ON PATCH

25 SERIES	TAPE WIDTH	ORDERING NUMBER (BOX)	ITEM CODE	WT. PER BOX KGS.	HOOKS PER CARD	SPLICES PER BOX
	mm					
	35	25SP-G-035W-P	17000	0,30	15+16	100
	40	25SP-G-040W-P	17008	0,36	19+20	100
	48	25SP-G-048W-P	00585	0,40	24+25	100
	50	25SP-G-050W-P	17038	0,42	26+27	100
	57	25SP-G-057W-P	17046	0,46	30+31	100
	63	25SP-G-063W-P	17055	0,48	33+34	100
	75	25SP-G-075W-P	17062	0,58	39+40	100
	90	25SP-G-090W-P	17070	0,36	46+47	50
	95	25SP-G-095W-P	17077	0,38	48+49	50
	100	25SP-G-100W-P	17078	0,40	54+55	50
	115	25SP-G-115W-P	17083	0,44	61+62	50

NOTE:
25 Carded Laundry - 0,62 mm Wire Diameter

For extra pin material see pages 29-30.

AISI 316L STAINLESS - ON PATCH

25 SERIES	TAPE WIDTH	ORDERING NUMBER (BOX)	ITEM CODE	WT. PER BOX KGS.	HOOKS PER CARD	SPLICES PER BOX
	mm					
	35	25SP-SS-035W-P	17096	0,30	15+16	100
	40	25SP-SS-040W-P	17098	0,36	19+20	100
	48	25SP-SS-048W-P	00631	0,40	24+25	100
	50	25SP-SS-050W-P	17109	0,42	26+27	100
	57	25SP-SS-057W-P	17112	0,46	30+31	100
	63	25SP-SS-063W-P	17114	0,48	33+34	100
	75	25SP-SS-075W-P	17115	0,58	39+40	100
	90	25SP-SS-090W-P	17118	0,36	46+47	50
	95	25SP-SS-095W-P	17212	0,38	48+49	50
	100	25SP-SS-100W-P	17121	0,40	54+55	50
	115	25SP-SS-115W-P	17122	0,44	61+62	50

For ANKER Laundry Hooks on Patch with Customer Logo please contact our Customer Service or your Territory Manager.

Stock Items (non-shaded)

Made To Order Items (shaded) extended lead time, minimum order may apply.

Special Metals and Special Length Cards are available. Request quote for price and delivery.



BELT HOOKS FOR THE LAUNDRY INDUSTRY SPECIALLY CUT TO TAPE WIDTH WITH PERLON HINGE PINS

NOTE:
25 Carded Laundry - 0,62 mm Wire
Diameter

AISI 316L STAINLESS - MINIMUM PULLEY 0,30 mm RECTANGULAR WIRE DIAMETER 0,90 x 0,50 mm

For extra pin material see pages 29-30.

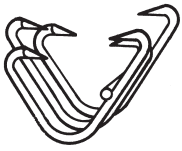
A34	TAPE WIDTH	ORDERING NUMBER (BOX)	ITEM CODE	WT. PER BOX KGS.	HOOKS PER CARD	SPLICES PER BOX
	mm					
	38	A34SLSP-SS-038W	00621	0,30	11+12	50
	48	A34SLSP-SS-048W	00623	0,34	15+16	50
	50	A34SLSP-SS-050W	00624	0,34	16+17	50
	57	A34SLSP-SS-057W	00625	0,32	19+20	50
	63	A34SLSP-SS-063W	00626	0,22	21+22	50
	75	A34SLSP-SS-075W	00627	0,24	25+26	50
	90	A34SLSP-SS-090W	00628	0,48	31+32	50
	100	A34SLSP-SS-100W	00629	0,58	35+36	50
	115	A34SLSP-SS-115W	00630	0,27	41+42	50

MINIMUM PULLEY 0,40 MM - RECTANGULAR WIRE DIAMETER 0,90 x 0,50 mm

A34	TAPE WIDTH	ORDERING NUMBER (BOX)	ITEM CODE	WT. PER BOX KGS.	HOOKS PER CARD	SPLICES PER BOX
	mm					
	38	A34SP-SS-038W	00610	0,25	11+12	50
	48	A34SP-SS-048W	00612	0,30	15+16	50
	50	A34SP-SS-050W	00613	0,32	16+17	50
	57	A34SP-SS-057W	00614	0,38	19+20	50
	63	A34SP-SS-063W	00615	0,40	21+22	50
	75	A34SP-SS-075W	00616	0,50	25+26	50
	90	A34SP-SS-090W	00617	0,66	31+32	50
	100	A34SP-SS-100W	00618	0,68	35+36	50
	115	A34SP-SS-115W	00619	0,72	41+42	50

AISI 316L - CUT TO TAPE WIDTH

A30	TAPE WIDTH	ORDERING NUMBER (BOX)	ITEM CODE	WT. PER BOX KGS.	HOOKS PER CARD	SPLICES PER BOX
	mm					
	50	A30SP-SS-050W	16043	0,25	16+17	50



Anker® Welded Bar Hooks

FASTENERS

AISI 316L STAINLESS

A25	HOOK SIZE	ORDERING NUMBER (BOX)	ITEM CODE	WT. PER BOX KGS.	STRIPS PER BOX	BELT THICKNESS	MINIMUM PULLEY DIAMETER
	A25	A25-SS-300	17248	0.25	12	1,5 - 2,5	25
	A25	A25-SS-600	17249	0.44	12	1,5 - 2,5	25
	A25LL	A25LL-SS-300	17253	0.27	12	1,5 - 2,5	50
	A25LL	A25LL-SS-600	17254	0.36	12	1,5 - 2,5	50

AISI 316L STAINLESS

A30	HOOK SIZE	ORDERING NUMBER (BOX)	ITEM CODE	WT. PER BOX KGS.	STRIPS PER BOX	BELT THICKNESS	MINIMUM PULLEY DIAMETER	
	300 MM LENGTHS							
	A30SP	A30SP-SS-300	16045	0,30	12	1,5-2,0	50	
	A30	A30-SS-300	16039	0,25	12	2,0-3,0	50	
	A30LLSP	A30LLSP-SS-300	00570	0,30	12	1,5-2,0	75	
	A30LL	A30LL-SS-300	16040	0,36	12	2,0-3,0	75	
	600 MM LENGTHS							
	A30SP	A30SP-SS-600	16046	0,40	12	1,5-2,0	50	
	A30	A30-SS-600	17427	0,56	12	2,0-3,0	50	
	A30LLSP	A30LLSP-SS-600	16042	0,54	12	1,5-2,0	75	
	A30LL	A30LL-SS-600	16041	0,64	12	2,0-3,0	75	

AISI 316L STAINLESS - RECTANGULAR WIRE DIAMETER 0,90 x 0,50 mm

A34	HOOK SIZE	ORDERING NUMBER (BOX)	ITEM CODE	WT. PER BOX KGS.	STRIPS PER BOX	BELT THICKNESS	MINIMUM PULLEY DIAMETER
	A34SLSP	A34SLSP-SS-150	16047	0,24	24	-2,0	30
	A34SLSP	A34SLSP-SS-300	16048	0,24	12	-2,0	30
	A34SP	A34SP-SS-150	16050	0,24	24	-2,0	40
	A34SP	A34SP-SS-300	16052	0,26	12	-2,0	40
	A34SP	A34SP-SS-600	16053	0,46	12	-2,0	40

AISI 316L STAINLESS - RECTANGULAR WIRE DIAMETER 0,90 x 0,60 mm

A35	HOOK SIZE	ORDERING NUMBER (BOX)	ITEM CODE	WT. PER BOX KGS.	STRIPS PER BOX	BELT THICKNESS	MINIMUM PULLEY DIAMETER
	A35SLXSP	A35SLXSP-SS-300	16055	0,28	12	-1,5	25
	A35SLXSP	A35SLXSP-SS-600	16056	0,42	12	-1,5	25
	A35SP	A35SP-SS-150	16059	0,30	24	-2,0	50
	A35SP	A35SP-SS-300	16060	0,28	12	-2,0	50
	A35SP	A35SP-SS-600	16061	0,52	12	-2,0	50
	A35SP	A35SP-SS-1000	16057	0,95	12	-2,0	50
	A35SP	A35SP-SS-1200	16058	1,02	12	-2,0	50

AISI 316L STAINLESS - RECTANGULAR WIRE DIAMETER 0,90 x 0,70 MM

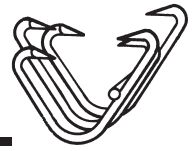
A36	HOOK SIZE	ORDERING NUMBER (BOX)	ITEM CODE	WT. PER BOX KGS.	STRIPS PER BOX	BELT THICKNESS	MINIMUM PULLEY DIAMETER	
	300 MM LENGTHS							
	A36SLXSP	A36SLXSP-SS-300	00441	0,26	12	-1,5	25	
	A36SLSP	A36SLSP-SS-300	00440	0,28	12	1,5-2,5	25	
	A36XSP	A36XSP-SS-300	00330	0,30	12	-1,5	50	
	A36SP	A36SP-SS-300	00329	0,30	12	1,5-2,5	50	
	A36	A36-SS-300	00326	0,30	12	2,5-3,0	50	
	A36LP	A36LP-SS-300	00076	0,30	12	3,0-3,5	50	
	A36LLSP	A36LLSP-SS-300	00328	0,40	12	1,5-2,5	75	
	A36LL	A36LL-SS-300	00327	0,40	12	2,5-3,0	75	
	A36LLLP	A36LLLP-SS-300	16066	0,35	12	3,0-4,0	75	
	600 MM LENGTHS							
	A36SLXSP	A36SLXSP-SS-600	16072	0,49	12	-1,5	25	
	A36SLSP	A36SLSP-SS-600	16071	0,44	12	1,5-2,5	25	
	A36XSP	A36XSP-SS-600	00606	0,54	12	-1,5	50	
	A36SP	A36SP-SS-600	00443	0,58	12	1,5-2,5	50	
	A36	A36-SS-600	00496	0,58	12	2,5-3,0	50	
	A36LP	A36LP-SS-600	16069	0,52	12	3,0-3,5	50	
	A36LLSP	A36LLSP-SS-600	00438	0,68	12	1,5-2,5	75	
	A36LL	A36LL-SS-600	00435	0,68	12	2,5-3,0	75	
	A36LLLP	A36LLLP-SS-600	16067	0,70	12	3,0-4,0	75	

NOTE:

A25 Welded Bar - 0,62 mm Wire Diameter and 1,70 mm Pitch

A30 A34, A35, A36 Welded Bar - 2,54 Pitch

For extra pin material see pages 29-30.



FASTENERS

AISI 430 STAINLESS

A40	ORDERING NUMBER (BOX)	ITEM CODE	WT. PER BOX KGS.	STRIPS PER BOX	BELT THICKNESS	MINIMUM PULLEY DIAMETER
	300 MM LENGTHS					
	A40XSP-S-300	00810	0,32	12	1,5-2,0	50
	A40SP-S-300	00813	0,32	12	2,0-3,0	50
	A40-S-300	00815	0,32	12	3,0-4,0	50
	A40LLSP-S-300	00818	0,40	12	2,0-3,0	75
	A40LL-S-300	00820	0,42	12	3,0-4,0	75
600 MM LENGTHS						
	A40XSP-S-600	00812	0,54	10	1,5-2,0	50
	A40SP-S-600	00814	0,56	10	2,0-3,0	50
	A40-S-600	00816	0,52	10	3,0-4,0	50
	A40LLSP-S-600	00819	0,56	10	2,0-3,0	75
	A40LL-S-600	00821	0,64	10	3,0-4,0	75

AISI 316L STAINLESS

A40	ORDERING NUMBER (BOX)	ITEM CODE	WT. PER BOX KGS.	STRIPS PER BOX	BELT THICKNESS	MINIMUM PULLEY DIAMETER
	300 MM LENGTHS					
	A40XSP-SS-300	16141	0,34	12	1,5-2,0	50
	A40SP-SS-300	18417	0,34	12	2,0-3,0	50
	A40-SS-300	18425	0,34	12	3,0-4,0	50
	A40LLXSP-SS-300	16126	0,42	12	1,5-2,0	75
	A40LLSP-SS-300	00828	0,44	12	2,0-3,0	75
	A40LL-SS-300	00830	0,42	12	3,0-4,0	75
600 MM LENGTHS						
	A40XSP-SS-600	16142	0,50	10	1,5-2,0	50
	A40SP-SS-600	00824	0,58	10	2,0-3,0	50
	A40-SS-600	18505	0,52	10	3,0-4,0	50
	A40LLXSP-SS-600	16127	0,64	10	1,5-2,0	75
	A40LLSP-SS-600	00829	0,66	10	2,0-3,0	75
	A40LL-SS-600	18506	0,66	10	3,0-4,0	75

AISI 316L STAINLESS - CUT TO BELT WIDTH*

A40	ORDERING NUMBER (BOX)	ITEM CODE	WT. PER BOX KGS.	HOOKS PER METER	BELT THICKNESS	MINIMUM PULLEY DIAMETER
		A40-SS/...	16107	N/A	315	2,5 - 4,0
	A40LL-SS/...	16115	N/A	315	2,5 - 4,0	75

*Minimum order quantity 250 m

AISI 430 STAINLESS - CUT TO BELT WIDTH*

A40	ORDERING NUMBER (BOX)	ITEM CODE	WT. PER BOX KGS.	HOOKS PER METER	BELT THICKNESS	MINIMUM PULLEY DIAMETER
		A40XSP-S/...	17223	N/A	315	1,5 - 2,0
	A40SP-S/...	16130	N/A	315	2,0 - 3,0	50
	A40-S/...	16103	N/A	315	2,5 - 4,0	50
	A40LL-SS/...	16114	N/A	315	2,5 - 4,0	75

*Minimum order quantity 250 m

NOTE:

A36 Welded Bar - 2,54 mm Pitch

A30 Welded Bar - 0,80 mm Wire Diameter and 2,54 mm Pitch

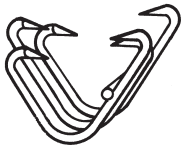
A40 Welded Bar - 1,00 mm Wire Diameter and 3,175 mm Pitch

For extra pin material see pages 29-30.

▬ Stock Items (non-shaded)

▬ Made To Order Items (shaded) extended lead time, minimum order may apply.

Special Metals and Special Length Cards are available. Request quote for price and delivery.



Anker® A Series Welded Bar Fasteners

FASTENERS

STEEL - WITH PINS

A2-A7	HOOK SIZE	ORDERING NUMBER (BOX)	ITEM CODE	WT. PER BOX KGS.	STRIPS PER BOX	BELT THICKNESS	MINIMUM PULLEY DIAMETER
	300 MM LENGTHS						
A2	A2-300W		00402	0,48	12	3,0 - 4,0	50
A3	A3-300W		00403	0,54	12	4,0 - 5,0	75
A4	A4-300W		00404	0,78	12	5,0 - 6,5	100
A5	A5-300W		00405	0,86	12	6,5 - 8,0	125
A6	A6-300W		00406	0,92	12	8,0 - 9,0	150
A7	A7-300W		00845	0,98	12	9,0 - 10,0	175

STEEL - WITHOUT PINS

A2-A7	HOOK SIZE	ORDERING NUMBER (BOX)	ITEM CODE	WT. PER BOX KGS.	STRIPS PER BOX	BELT THICKNESS	MINIMUM PULLEY DIAMETER
	300 MM LENGTHS*						
A2	A2-300		00833	0,48	12	3,0-4,0	50
A3	A3-300		00834	0,54	12	4,0-5,0	75
A4	A4-300		00835	0,78	12	5,0-6,5	100
A5	A5-300		00836	0,86	12	6,5-8,0	125
A6	A6-300		00832	0,92	12	8,0-9,0	150
A7	A7-300		00838	0,98	12	9,0-10,0	175
600 MM LENGTHS							
A2	A2-600		00847	0,78	10	3,0-4,0	50
A3	A3-600		00413	1,02	10	4,0-5,0	75
A4	A4-600		00414	1,32	10	5,0-6,5	100
A5	A5-600		00850	1,22	10	6,5-8,0	125
A6	A6-600		00851	1,34	10	8,0-9,0	150
A7	A7-600		00852	1,50	10	9,0-10,0	175
1200 MM LENGTHS							
A2	A2-1200		00703	1,42	10	3,0-4,0	50
A3	A3-1200		00704	1,60	10	4,0-5,0	75
A4	A4-1200		16089	2,16	10	5,0-6,5	100
A5	A5-1200		16149	2,32	10	6,5-8,0	125
A6	A6-1200		16153	2,64	10	8,0-9,0	150
1500 MM LENGTHS							
A2	A2-1500		16032	1,72	10	3,0 - 4,0	50
A3	A3-1500		16037	1,94	10	4,0 - 5,0	75
A4	A4-1500		16090	2,76	10	5,0 - 6,5	100
A5	A5-1500		16150	2,92	10	6,5 - 8,0	125

*Minimum order quantity 10 boxes.

AISI 430 STAINLESS - WITHOUT PINS

A2-A7	HOOK SIZE	ORDERING NUMBER (BOX)	ITEM CODE	WT. PER BOX KGS.	STRIPS PER BOX	BELT THICKNESS	MINIMUM PULLEY DIAMETER
	300 MM LENGTHS						
A2	A2-S-300		00854	0,46	12	3,0 - 4,0	50
A3	A3-S-300		00855	0,52	12	4,0 - 5,0	75
A4	A4-S-300		00384	0,76	12	5,0 - 6,5	100
A5	A5-S-300		00385	0,80	12	6,5 - 8,0	125
A6	A6-S-300		00858	0,92	12	8,0 - 9,0	150
A7	A7-S-300		00859	0,92	12	9,0 - 10,0	175
600 MM LENGTHS							
A2	A2-S-600		00861	0,74	10	3,0 - 4,0	50
A3	A3-S-600		00862	0,96	10	4,0 - 5,0	75
A4	A4-S-600		00423	1,28	10	5,0 - 6,5	100
A5	A5-S-600		00864	1,34	10	6,5 - 8,0	125
A6	A6-S-600		00865	1,48	10	8,0 - 9,0	150
A7	A7-S-600		00866	1,62	10	9,0 - 10,0	175

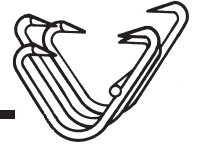
NOTE:

A40 Welded Bar - 1,00 Wire Diameter and 3,175 mm Pitch

A2 and A3 Welded Bar - 1,20 mm Wire Diameter and 3,67 mm Pitch

A4 - A7 Welded Bar - 1,38 mm Wire Diameter and 3,67 mm Pitch

For extra pin material see pages 29-30.



FASTENERS

AISI 316L STAINLESS - WITHOUT PINS

A2-A7	HOOK SIZE	ORDERING NUMBER (BOX)	ITEM CODE	WT. PER BOX KGS.	STRIPS PER BOX	BELT THICKNESS	MINIMUM PULLEY DIAMETER	
	300 MM LENGTHS							
	A2	A2-SS-300	00392	0,46	12	3,0 - 4,0	50	
	A3	A3-SS-300	00393	0,48	12	4,0 - 5,0	75	
	A4	A4-SS-300	00394	0,78	12	5,0 - 6,5	100	
	A5	A5-SS-300	00395	0,86	12	6,5 - 8,0	125	
	A6	A6-SS-300	00872	0,94	12	8,0 - 9,0	150	
	A7	A7-SS-300	00873	1,02	12	9,0 - 10,0	175	
	600 MM LENGTHS							
	A2	A2-SS-600	00875	0,76	10	3,0 - 4,0	50	
A3	A3-SS-600	00876	0,98	10	4,0 - 5,0	75		
A4	A4-SS-600	00564	1,32	10	5,0 - 6,5	100		
A5	A5-SS-600	00565	1,42	10	6,5 - 8,0	125		
A6	A6-SS-600	00879	1,56	10	8,0 - 9,0	150		
1200 MM LENGTHS								
A2	A2-SS-1200	16030	1,40	10	3,0 - 4,0	50		
A3	A3-SS-1200	16034	1,54	10	4,0 - 5,0	75		
A4	A4-SS-1200	16084	2,26	10	5,0 - 6,5	100		
A5	A5-SS-1200	16144	2,42	10	6,5 - 8,0	125		
1500 MM LENGTHS								
A2	A2-SS-1500	16031	1,72	10	3,0 - 4,0	50		
A3	A3-SS-1500	16035	1,90	10	4,0 - 5,0	75		
A4	A4-SS-1500	16085	2,72	10	5,0 - 6,5	100		
A5	A5-SS-1500	16145	2,90	10	6,5 - 8,0	125		

NOTE:

A40 Welded Bar - 1,00 Wire Diameter and 3,175 mm Pitch

A2 and A3 Welded Bar - 1,20 mm Wire Diameter and 3,67 mm Pitch

A4 - A7 Welded Bar - 1,38 mm Wire Diameter and 3,67 mm Pitch

For extra pin material see pages 29-30.

STEEL - CUT TO BELT WIDTH*

A2-A7	ORDERING NUMBER (BOX)	ITEM CODE	WT. PER BOX KGS.	HOOKS PER METER	BELT THICKNESS	MINIMUM PULLEY DIAMETER
	A2/...	17641	N/A	272	3,0 - 4,0	50
	A3/...	17642	N/A	272	4,0 - 5,0	75
	A4/...	16091	N/A	272	5,0 - 6,5	100
	A5/...	17643	N/A	272	6,5 - 8,0	125

*Minimum order quantity 250 m

AISI 430 STAINLESS - CUT TO BELT WIDTH*

A2-A7	ORDERING NUMBER (BOX)	ITEM CODE	WT. PER BOX KGS.	HOOKS PER METER	BELT THICKNESS	MINIMUM PULLEY DIAMETER
	A2-S/...	16029	N/A	272	3,0 - 4,0	50
	A3-S/...	16033	N/A	272	4,0 - 5,0	75
	A4-S/...	16083	N/A	272	5,0 - 6,5	100
	A5-S/...	17644	N/A	272	6,5 - 8,0	125

*Minimum order quantity 250 m

AISI 316L STAINLESS - CUT TO BELT WIDTH*

A2-A7	ORDERING NUMBER (BOX)	ITEM CODE	WT. PER BOX KGS.	HOOKS PER METER	BELT THICKNESS	MINIMUM PULLEY DIAMETER
	A2-SS/...	17242	N/A	272	3,0 - 4,0	50
	A3-SS/...	16036	N/A	272	4,0 - 5,0	75
	A4-SS/...	16088	N/A	272	5,0 - 6,5	100
	A5-SS/...	17645	N/A	272	6,5 - 8,0	125

*Minimum order quantity 250 m

Stock Items (non-shaded)

Made To Order Items (shaded) extended lead time, minimum order may apply.

Special Metals and Special Length Cards are available. Request quote for price and delivery.



Anker® C-Line Belt Hooks

FASTENERS

GALVANIZED - WITH NYLON PLUS (NP) PINS BELT HOOKS FOR THE LAUNDRY INDUSTRY

	HOOK SIZE	ORDERING NUMBER (BOX)	ITEM CODE	WT. PER BOX KGS.	SPLICES PER BOX	TAPE WIDTH	HOOKS PER CARD
						mm	
C25	C25	C25-G-011NP	00077	0,22	100	11	4+5
	C25	C25-G-014,5NP	00083	0,26	100	14,5	6+7
	C25	C25-G-016NP	00085	0,26	100	16	7+8
	C25	C25-G-019NP	00088	0,26	100	19	8+9
	C25	C25-G-022NP	00091	0,30	100	22	10+11
	C25	C25-G-025NP	00094	0,28	100	25	12+13
	C25	C25-G-032NP	00098	0,30	100	32	15+16
	C25	C25-G-038NP	00101	0,36	100	38	19+20
	C25	C25-G-048NP	00106	0,40	100	48	25+26
	C25	C25-G-051NP	00111	0,42	100	51	26+27
	C25	C25-G-057NP	00114	0,50	100	57	30+31
	C25	C25-G-063NP	00118	0,54	100	63	33+34
	C25	C25-G-076NP	00123	0,64	100	76	39+40
	C25	C25-G-089NP	00128	0,38	50	89	46+47
	C25	C25-G-102NP	00131	0,44	50	102	54+55

GALVANIZED BELT HOOKS FOR THE LAUNDRY INDUSTRY

C25	HOOK SIZE	ORDERING NUMBER (BOX)	ITEM CODE	WT. PER BOX KGS.	STRIPS PER BOX	STRIP LENGTH	BELT THICKNESS	MINIMUM PULLEY DIAMETER
						mm		
C25	C25-G-150	00074	0,34	48 x 145	145	1,2-1,6	25	

AISI 316L STAINLESS BELT HOOKS FOR THE LAUNDRY INDUSTRY

C25	HOOK SIZE	ORDERING NUMBER (BOX)	ITEM CODE	WT. PER BOX KGS.	STRIPS PER BOX	STRIP LENGTH	BELT THICKNESS	MINIMUM PULLEY DIAMETER
						mm		
C25	C25-SS-150	00214	0,34	48 x 145	145	1,2-1,6	25	

AISI 316L STAINLESS 0,90 x 0,70 MM RECTANGULAR WIRE DIAMETER

C36	HOOK SIZE	ORDERING NUMBER (BOX)	ITEM CODE	WT. PER BOX KGS.	STRIPS PER BOX	STRIP LENGTH	BELT THICKNESS	MINIMUM PULLEY DIAMETER
						mm		
C36SP	C36SP-SS-300	00278	0,36	12 x 305	305	1,5 - 2,5	50	
C36	C36-SS-300	00271	0,36	12 x 305	305	2,5 - 3,0	50	
C36LLSP	C36LLSP-SS-300	00276	0,38	12 x 305	305	1,5 - 2,5	75	
C36LL	C36LL-SS-300	00274	0,40	12 x 305	305	2,5 - 3,5	75	

GALVANIZED

C1	HOOK SIZE	ORDERING NUMBER (BOX)	ITEM CODE	WT. PER BOX KGS.	STRIPS PER BOX	STRIP LENGTH	BELT THICKNESS	MINIMUM PULLEY DIAMETER
						mm		
C1XSP	C1XSP-G-150	00019	0,34	24 x 152	152	1,6-2,4	50	
C1SP	C1SP-G-150	00008	0,36	24 x 152	152	2,4-3,2	50	

AISI 430 STAINLESS

C1XSP	C1XSP-S-150	00021	0,27	24 x 152	152	1,6-2,4	50
C1SP	C1SP-S-150	00010	0,34	24 x 152	152	2,4-3,2	50

AISI 316L STAINLESS

C1XSP	C1XSP-SS-150	00023	0,34	24 x 152	152	1,6-2,4	50
C1SP	C1SP-SS-150	00012	0,34	24 x 152	152	2,4-3,2	50

NOTE:

C25 Hooks - 0,62 mm Wide Diameter and 1,70 mm Pitch

C36 Hooks - 2,54 Pitch

C1 Hooks - 1,00 mm Wire Diameter and 1,75 mm Pitch

For extra pin material see pages 29-30.



FASTENERS

GALVANIZED

C2-7	HOOK SIZE	ORDERING NUMBER (BOX)	ITEM CODE	WT. PER BOX KGS.	STRIPS PER BOX	STRIP LENGTH mm	BELT THICKNESS	MINIMUM PULLEY DIAMETER
	C2SP	C2SP-G-300	17351	0,56	12 x 308	308	3,2-4,0	50
GALVANIZED HIGH TENSILE								
C3	C3-HT-300	00255	0,56	12 x 308	308	4,8-5,6	75	
GALVANIZED RECTANGULAR HIGH TENSILE								
C4	C4-1/2-RHTX-300	00290	0,86	12 x 308	308	6,4-7,1	100	

AISI 430 STAINLESS

1,0 MM RECTANGULAR WIRE DIAMETER AND 3,175 MM PITCH

UX1	HOOK SIZE	ORDERING NUMBER (BOX)	ITEM CODE	WT. PER BOX KGS.	STRIPS PER BOX	STRIP LENGTH mm	BELT THICKNESS	MINIMUM PULLEY DIAMETER
	UX-1SP	UX-1SP-S-300	01184	0,32	12 x 308	308	1,5-3,0	50
UX-1SP	UX-1SP-S-600	01355	0,48	12 x 600	600	1,5-3,0	50	
AISI 316L STAINLESS								
UX-1SP	UX-1SP-SS-300	01194	0,30	12 x 308	308	1,5-3,0	50	
UX-1SP	UX-1SP-SS-600	01354	0,48	12 x 600	600	1,5-3,0	50	

AISI 430 STAINLESS



U3	HOOK SIZE	ORDERING NUMBER (BOX)	ITEM CODE	WT. PER BOX KGS.	STRIPS PER BOX	STRIP LENGTH mm	BELT THICKNESS	MINIMUM PULLEY DIAMETER
	U3-1	U3-1-S-300	01144	0,5	12 x 308	308	3,2-4,0	75
U3-1	U3-1-S-600	01363	0,9	10 x 595	595	3,2-4,0	75	
AISI 430 STAINLESS RECTANGULAR HIGH TENSILE								
WIRE DIAMETER 1,36 x 1,50 MM								
U3-1	U3-1-RHTS-300	05338	0,6	12 x 308	308	3,2-4,0	75	
U3-2	U3-2-RHTS-300	05339	0,6	12 x 308	308	4,0-4,8	75	
U3	U3-RHTS-300	05340	0,6	12 x 308	308	4,8-5,6	75	
U3-1	U3-1-RHTS-600	05341	1,0	10 x 595	595	3,2-4,0	75	
U3-2	U3-2-RHTS-600	05342	1,1	10 x 595	595	4,0-4,8	75	

NOTE:


C2-7 and U3 Hooks - 1,38 mm Wide Diameter and 3,67 mm Pitch

UX1 Hooks - 1,00 mm Wire Diameter and 3,175 mm Pitch

For extra pin material see pages 29-30.

 **Stock Items** (non-shaded)
 **Made To Order Items** (shaded) extended lead time, minimum order may apply.

Special Metals and **Special Length** Cards are available.
 Request quote for price and delivery.



How Anker® G Series™ Lacing Works

Anker® G Series™ Lacing is precision-stamped belt lacing from 316L stainless steel, ensuring a consistent 4,00 mm pitch over the entire length of the lace. The staggered leg geometry features four alternating point levels between the top and bottom of the lace which provides varying points of penetration versus a continuous

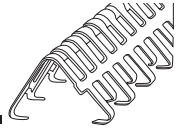
line, increasing the strength and durability of the splice.

G Series is machine-applied for consistent compression, resulting in a uniform and flat splice, even with belts that are prone to belt wave. Corrugated stainless steel hinge pins prevent migration during use.

Applications	Installation Method	What You Need for Installation
<ul style="list-style-type: none"> • Food Manufacturing • Agriculture Equipment • Package and Parts Handling • Filter Media • Slider Bed Systems 	Anker® G Series Lacing can be installed with the Anker® Production Lacers ARU, AMK, and AMU series.	<ul style="list-style-type: none"> • G Series Lacing • Hinge Pin • Installation Tool • G Series Face Strip or Comb
How to Specify the Correct G Series™ Lacing	Fastener Metal Selection	Hinge Pin Selection
<ol style="list-style-type: none"> 1, Measure your Belt Thickness, 2, Measure the Diameter of the Smallest Pulley in your Drive with Belt Wrap more than 90°. 3, Choose the fastener size that is appropriate for your specifications in the selection chart below. 	<p>Stainless Steel.</p> <p>Type 316 Stainless Steel offers more resistance than galvanized steel to abrasion, acids, chemicals, rusting, and magnetic attraction.</p>	<p>CSP Corrugated Stainless Steel - for all sizes of G Series belt lacing.</p>

Fastener and Pin Size Selection Chart

Minimum Pulley Diameter	Material Thickness	Connecting Pin Size	Belt Thickness					
			1,50 mm	2,00 mm	2,50 mm	3,00 mm	3,50 mm	5,00 mm
20 mm	0,50	1,00	G 00					
25 mm	0,50	1,00	G 001A					
	0,75	1,20		G 001				
40 mm	0,50	1,20		G 005A				
	0,75	1,40			G 002			
					G 005			
50 mm	0,50	1,20			G 006A			
	0,75	1,40				G 003		
						G 006		
75 mm	1,00	2,00-2,50					G 008	



LACING

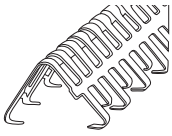
AISI 316 STAINLESS LACING WITH PINS

	SIZE	ORDERING NUMBER	ITEM CODE	WT. PER BOX KGS.	STRIPS PER BOX	STRIP LENGTH	BELT THICKNESS	MINIMUM PULLEY DIAMETER
						mm		
G00-G008	G00	G 00-SS-150W	16214	0,10	12	150	- 1.5	20
		G 00-SS-300W	00911	0,16	12	300	- 1.5	20
		G 00-SS-600W	00705	0,30	8	600	- 1.5	20
		G 00-SS-1200W	00912	0,62	8	1200	- 1.5	20
		G 00-SS-1500W	00913	0,76	8	1500	- 1.5	20
	G001A	G 001A-SS-150W	16239	0,12	12	150	- 1.5	25
		G 001A-SS-300W	00882	0,22	12	300	- 1.5	25
	G001	G 001-SS-150W	16222	0,14	12	150	1.5 - 2.0	25
		G 001-SS-300W	00915	0,26	12	300	1.5 - 2.0	25
		G 001-SS-600W	16225	0,4	8	600	1.5 - 2.0	25
		G 001-SS-900W	16226	0,44	8	900	1.5 - 2.0	25
		G 001-SS-1200W	00883	0,82	8	1200	1.5 - 2.0	25
		G 001-SS-1500W	17417	1,12	8	1500	1.5 - 2.0	25
	G002	G 002-SS-150W	16254	0,16	12	150	2.0 - 2.5	40
		G 002-SS-300W	17418	0,3	12	300	2.0 - 2.5	40
		G 002-SS-600W	00924	0,5	8	600	2.0 - 2.5	40
		G 002-SS-900W	16262	0,7	8	900	2.0 - 2.5	40
		G 002-SS-1200W	00884	0,98	8	1200	2.0 - 2.5	40
		G 002-SS-1500W	17547	1,22	8	1500	2.0 - 2.5	40
	G003	G 003-SS-150W	16277	0,18	12	150	2.5 - 3.0	50
		G 003-SS-300W	00928	0,34	12	300	2.5 - 3.0	50
		G 003-SS-600W	00929	0,5	8	600	2.5 - 3.0	50
		G 003-SS-900W	16285	0,7	8	900	2.5 - 3.0	50
		G 003-SS-1200W	00885	1,06	8	1200	2.5 - 3.0	50
		G 003-SS-1500W	00931	1,28	8	1500	2.5 - 3.0	50
	G005A	G 005A-SS-300W	17420	0,3	12	300	1.5 - 2.0	40
		G 005A-SS-600W	00933	0,38	8	600	1.5 - 2.0	40
		G 005A-SS-900W	16304	0,6	8	900	1.5 - 2.0	40
G 005A-SS-1200W		00887	0,84	8	1200	1.5 - 2.0	40	
G 005A-SS-1500W		00935	0,98	8	1500	1.5 - 2.0	40	
G005	G 005-SS-300W	00936	0,32	12	300	2.0 - 2.5	40	
	G 005-SS-600W	17421	0,5	8	600	2.0 - 2.5	40	
	G 005-SS-900W	16294	0,74	8	900	2.0 - 2.5	40	
	G 005-SS-1200W	17422	1,06	8	1200	2.0 - 2.5	40	
	G 005-SS-1500W	00939	1,28	8	1500	2.0 - 2.5	40	
G006A	G006A-SS-300W	00940	0,32	12	300	2.0 - 2.5	50	
	G006A-SS-600W	17423	0,42	8	600	2.0 - 2.5	50	
	G006A-SS-900W	16322	0,64	8	900	2.0 - 2.5	50	
	G006A-SS-1200W	16320	0,86	8	1200	2.0 - 2.5	50	
	G006A-SS-1500W	16321	1,1	8	1500	2.0 - 2.5	50	
G006	G 006-SS-300W	00942	0,4	12	300	2.5 - 3.5	50	
	G 006-SS-600W	17424	0,56	8	600	2.5 - 3.5	50	
	G 006-SS-900W	16316	0,84	8	900	2.5 - 3.5	50	
	G 006-SS-1200W	00886	1,08	8	1200	2.5 - 3.5	50	
	G 006-SS-1500W	00304	1,38	8	1500	2.5 - 3.5	50	
G008	G 008-SS-300W	16325	0,73	12	300	3.0 - 5.0	75	
	G 008-SS-600W	16326	1,06	8	600	3.0 - 5.0	75	
	G 008-SS-900W	16327	1,48	8	900	3.0 - 5.0	75	
	G 008-SS-1200W	16323	2,0	8	1200	3.0 - 5.0	75	
	G 008-SS-1500W	16324	2,48	8	1500	3.0 - 5.0	75	

 **Stock Items** (non-shaded)

 **Made To Order Items** (shaded) extended lead time, minimum order may apply.

Special Metals and **Special Length** Cards are available.
Request quote for price and delivery.

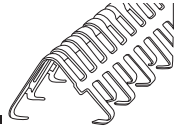


Anker[®] G Series™ Lacing

LACING

GALVANIZED WITH PINS

	SIZE	ORDERING NUMBER	ITEM CODE	WT. PER BOX KGS.	STRIPS PER BOX	STRIP LENGTH	BELT THICKNESS	MINIMUM PULLEY DIAMETER
						mm		
G001, G002, G003	G001	G 001-G-150W	00532	0,12	12	150	1.5 - 2.0	25
		G 001-G-300W	16219	0,3	12	300	1.5 - 2.0	25
		G 001-G-600W	16220	0,46	8	600	1.5 - 2.0	25
		G 001-G-1200W	16216	0,9	8	1200	1.5 - 2.0	25
		G 001-G-1500W	16218	1,16	8	1500	1.5 - 2.0	25
	G002	G 002-G-150W	16243	0,18	12	150	2.0 - 2.5	40
		G 002-G-300W	16246	0,3	12	300	2.0 - 2.5	40
		G 002-G-600W	16248	0,46	8	600	2.0 - 2.5	40
		G 002-G-1200W	16242	1,0	8	1200	2.0 - 2.5	40
		G 002-G-1500W	16245	1,28	8	1500	2.0 - 2.5	40
	G003	G 003-G-150W	16268	0,18	12	150	2.5 - 3.0	50
		G 003-G-300W	00540	0,36	12	300	2.5 - 3.0	50
		G 003-G-600W	16269	0,52	8	600	2.5 - 3.0	50
		G 003-G-1200W	00543	1,1	8	1200	2.5 - 3.0	50
		G 003-G-1500W	00544	1,34	8	1500	2.5 - 3.0	50



LACING

AISI 316 STAINLESS LACING WITHOUT PINS - BULK PACKS

G001, G002, G003, G005, G006	SIZE	ORDERING NUMBER	ITEM CODE	WT. PER BOX KGS.	STRIPS PER BOX	BELT THICKNESS	MINIMUM PULLEY DIAMETER	
	G001		G 001A-SS-150 (48)	16238	0,385	48	-1,5	25
			G 001A-SS-300 (48)	00550	0,70	48	-1,5	25
			G 001-SS-600 (20)	16224	0,74	20	1,5 - 2,0	25
			G 001-SS-1200 (20)	16221	1,62	20	1,5 - 2,0	25
			G 001-SS-1500 (20)	16223	1,96	20	1,5 - 2,0	25
	G002		G 002-SS-600 (20)	16261	0,80	20	2,0 - 2,5	40
			G 002-SS-1200 (20)	16251	1,86	20	2,0 - 2,5	40
			G 002-SS-1500 (20)	16255	2,26	20	2,0 - 2,5	40
	G003		G 003-SS-600 (20)	16281	1,0	20	2,5 - 3,5	50
		G 003-SS-1200 (20)	16274	2,1	20	2,5 - 3,5	50	
		G 003-SS-1500 (20)	16278	2,5	20	2,5 - 3,5	50	
G005		G 005-SS-600 (20)	17233	1,2	20	2,0 - 2,5	40	
		G 005-SS-1200 (20)	17231	2,5	20	2,0 - 2,5	40	
		G 005-SS-1500 (20)	17232	3,0	20	2,0 - 2,5	40	
G006		G 006-SS-600 (20)	17236	1,3	20	2,5 - 3,5	50	
		G 006-SS-1200 (20)	17234	2,5	20	2,5 - 3,5	50	
		G 006-SS-1500 (20)	17235	3,2	20	2,5 - 3,5	50	

TRANSMISSION BELT LACING


STEEL

G15-G65	ORDERING NUMBER	ITEM CODE	WT. PER BOX KGS.	STRIPS PER BOX	BELT THICKNESS	MINIMUM PULLEY DIAMETER
	G 15 A	16328	0,46	16 × 200	3,0 - 4,0	60
	G 15 B	16329	0,38	8 × 300	3,0 - 4,0	60
	G 20	16330	0,62	10 × 300	4,0 - 5,0	75
	G 20 C	16331	0,52	8 × 300	4,0 - 5,0	75
	G 25 D	16332	0,62	8 × 300	5,0 - 6,0	100
	G 25 G	16333	1,16	16 × 300	5,0 - 6,0	100
	G 27 K	16334	0,65	8 × 300	6,0 - 7,0	125
	G 27 L	16335	1,34	16 × 300	6,0 - 7,0	125
	G 35 N	16336	0,98	8 × 300	7,0 - 8,0	175
	G 45 U	16337	1,24	8 × 300	8,0 - 9,5	225
	G 55 W	16338	1,84	8 × 300	9,5 - 11,0	300
	G 65 X	16339	2,12	8 × 300	11,0 - 12,5	350

Stock Items (non-shaded)

Made To Order Items (shaded) extended lead time, minimum order may apply.

Special Metals and Special Length Cards are available. Request quote for price and delivery.



How Spirals and Spiral Lace Works

The **Anker® Spiral Lace Fastener** system was designed for small pulley, low-profile applications. The fastener is constructed of polyester

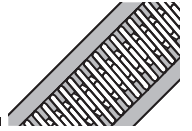
webbing, spirals, and hinge pins. It is installed by either insertion between the plies, ply stepping, or finger splicing.

Applications	Installation Method	What You Need for Installation
<ul style="list-style-type: none"> • Baggage Handling • Food Processing • X-Ray Equipment • Pharmaceutical • Indexing Conveyors • Mail Sortation 	Anker® Spiral Lace	Anker® Spiral Lace
	<ul style="list-style-type: none"> • Ply Insertion • Ply Stepping • Finger Splice • Finger-Step Splice 	<ul style="list-style-type: none"> • Spiral Lace • Hinge Pin • Adhesive Enhancer • Film/Foil • Splicing Press
How to Specify the Correct Anker® Non-Metallic Fastener	Fastener Selection	Hinge Pin Selection
<ol style="list-style-type: none"> 1, Determine Belt Tension (PIW). 2, Measure your Belt Thickness. 3, Measure the Diameter of the Smallest Pulley in your Drive with Belt Wrap more than 90°. 4, Choose the fastener size that is appropriate for your specifications in the selection chart below. 	Anker® Spiral Lace	Anker® Spiral Lace
	Polyester. Peek. Kevlar.	Polyester. Peek. Kevlar.

Anker® Spiral Lace Fastener Selection Chart

Fastener Size	Recommended Belt Thickness	Minimum Pulley Diameter	Material	Maximum Temperature	Recommended Diameter Hinge Pin
	mm	mm		°C	mm
50	1,6 - 3,2	10 - 15	Polyester	160	0,8
60/160	2,4 - 3,6	30	Polyester	160	0,9
90/190	3,2 - 4,6	50	Polyester	160	1,2
100	4,0 - 5,0	90	Polyester	160	1,5
PE-60 + P-80	2,4 - 3,6	30	PEEK	240	0,9 + 1,2

Anker® Special Pintle Wires are available on demand.



LACING

(Hinge Pin included)

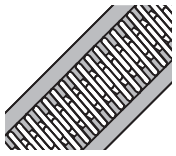
For Hinge Pin Material see pages 29-30.

	LENGTH	ORDERING NUMBER	ITEM CODE	WT KGS.	WEBBING WIDTH	HINGE PIN	SPIRAL DIMENSION	MONOFIL
	Meter					mm	mm	mm
SN	WHITE – SINGLE WEB							
	3,00	SE-50/3	17480	0,25	40	0,8	4,2 x 2,0	0,55
	10,00	SE-50/10	16677	0,65	40	0,8	4,2 x 2,0	0,55
	30,00	SE-50/30	17481	2,00	40	0,8	4,2 x 2,0	0,55
	3,00	SE-60/3	17482	0,42	60	1,0	5,1 x 3,0	0,70
	10,00	SE-60/10	17483	0,88	60	1,0	5,1 x 3,0	0,70
	30,00	SE-60/30	17484	3,66	60	1,0	5,1 x 3,0	0,70
	3,00	SE-90/3	17487	0,42	60	1,2	6,5 x 3,6	0,77
	10,00	SE-90/10	17488	1,06	60	1,2	6,5 x 3,6	0,77
	30,00	SE-90/30	17489	3,08	60	1,2	6,5 x 3,6	0,77
	3,00	SE-160/3	17485	0,45	100	1,0	5,1 x 3,0	0,70
	10,00	SE-160/10	16676	0,45	100	1,0	5,1 x 3,0	0,70
	30,00	SE-160/30	17486	0,45	100	1,0	5,1 x 3,0	0,70
	3,00	SE-190/3	17490	0,25	100	1,2	6,5 x 3,6	0,90
	10,00	SE-190/10	17546	1,54	100	1,2	6,5 x 3,6	0,90
	WHITE – DOUBLE WEB							
	3,00	S-60/3	17501	0,25	50	1,0	5,1 x 3,0	0,70
	10,00	S-60/10	17502	0,88	50	1,0	5,1 x 3,0	0,70
	30,00	S-60/30	17503	2,64	50	1,0	5,1 x 3,0	0,70
	3,00	S-90/3	17504	0,40	50	1,2	6,5 x 3,6	0,90
	10,00	S-90/10	17505	1,16	50	1,2	6,5 x 3,6	0,90
	30,00	S-90/30	17506	3,58	50	1,2	6,5 x 3,6	0,90
	10,00	S-100/10	16665	1,16	50	1,5	7,2 x 4,2	1,05
	30,00	S-100/30	03924	3,82	50	1,5	7,2 x 4,2	1,05
	BLACK – SINGLE WEB							
	3,00	SEB-50/3	17491	0,30	40	0,8	4,2 x 2,0	0,55
	10,00	SEB-50/10	17492	0,80	40	0,8	4,2 x 2,0	0,55
	30,00	SEB-50/30	17493	2,00	40	0,8	4,2 x 2,0	0,55
	3,00	SEB-60/3	17494	0,40	60	1,0	5,1 x 3,0	0,70
	10,00	SEB-60/10	16679	1,00	60	1,0	5,1 x 3,0	0,70
	30,00	SEB-60/30	17495	3,80	60	1,0	5,1 x 3,0	0,70
	3,00	SEB-90/3	17496	0,42	60	1,2	6,5 x 3,6	0,77
	10,00	SEB-90/10	00897	1,00	60	1,2	6,5 x 3,6	0,77
	30,00	SEB-90/30	17497	3,82	60	1,2	6,5 x 3,6	0,77
	BLACK – DOUBLE WEB							
	10,00	SB-60/10	17336	0,88	50	1,0	5,1 x 3,0	0,70
	3,00	SB-90/3	17509	0,25	50	1,2	6,5 x 3,6	0,90
	10,00	SB-90/10	17507	1,26	50	1,2	6,5 x 3,6	0,90
	30,00	SB-90/30	17508	4,60	50	1,2	6,5 x 3,6	0,90
	BLUE – SINGLE WEB							
	3,00	SE-BLUE-50/3	17498	0,25	40	0,8	4,2 x 2,0	0,55
	10,00	SE-BLUE-50/10	16670	0,80	40	0,8	4,2 x 2,0	0,55
30,00	SE-BLUE-50/30	16671	2,00	40	0,8	4,2 x 2,0	0,55	
3,00	SE-BLUE-60/3	17499	0,40	60	1,0	5,1 x 3,0	0,70	
10,00	SE-BLUE-60/10	16672	1,00	60	1,0	5,1 x 3,0	0,70	
30,00	SE-BLUE-60/30	16673	3,80	60	1,0	5,1 x 3,0	0,70	
3,00	SE-BLUE-90/3	17500	0,42	60	1,2	6,5 x 3,6	0,77	
10,00	SE-BLUE-90/10	16674	1,00	60	1,2	6,5 x 3,6	0,77	
30,00	SE-BLUE-90/30	16675	3,82	60	1,2	6,5 x 3,6	0,77	
SN PEEK	BROWN – SINGLE WEB							
	3,00	PE-60/3	04467	0,42	35	1,0	5,1 x 3,5	0,70
	BROWN – DOUBLE WEB							
	3,00	P-80/3	19470	0,50	35	1,2	6,5 x 3,6	0,90
10,00	P-80/10	00899	0,90	35	1,2	6,5 x 3,6	0,90	
30,00	P-80/30	00900	3,00	35	1,2	6,5 x 3,6	0,90	

Stock Items (non-shaded)

Made To Order Items (shaded) extended lead time, minimum order may apply.

Special Metals and Special Length Cards are available. Request quote for price and delivery.



Anker® Spirals and Kevlar Spiral Lace

LACING

TREVIRA 930 C/F (POLYESTER)*

	ORDERING NUMBER (BOX)	ITEM CODE	WT. PER BOX KGS.	MONOFIL	DIMENSIONS
				mm	mm
PS	WHITE				
	PS 1005 W	16624	0,003	0,60	5,4 x 2,6
	PS 1010 W	16626	0,005	0,70	6,0 x 3,2
	PS 1015 W	16628	0,007	0,90	6,5 x 3,6
	PS 1020 W	16630	0,009	0,90	7,5 x 4,0
	PS 1025 W	16632	0,011	1,05	8,0 x 4,2
	RED				
	PS 1010 R	16625	0,005	0,70	6,0 x 3,2
	PS 1015 R	16627	0,007	0,90	6,5 x 3,6
	PS 1020 R	16629	0,009	0,90	7,5 x 4,0
PS 1025 R	16631	1,240	1,05	8,0 x 4,2	

*Blue on Demand

Minimum Order Quantity 100 m

TREVIRA 900 K (PEEK)*

	ORDERING NUMBER (BOX)	ITEM CODE	WT. PER BOX KGS.	MONOFIL	DIMENSIONS
				mm	mm
PK	PK 1005	17619	0,006	0,60	5,2 x 2,6
	PK 1010	16602	0,007	0,70	5,9 x 3,2
	PK 1015	04434	0,007	0,90	6,5 x 3,7
	PK 1020	16604	0,010	0,90	7,5 x 4,0
	PK 1030	16605	0,012	1,05	8,4 x 4,5
	PK 1035	04435	0,013	1,05	9,5 x 5,1
	PK 1040	16608	0,012	1,05	9,8 x 5,5

*Red on Demand

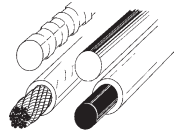
Minimum Order Quantity 100 m

	ORDERING NUMBER (BOX)	ITEM CODE	WT. PER BOX KGS.	MONOFIL	DIMENSIONS
				mm	mm
DS	DS 6020 G	16184	0,01	0,70	7,4 x 3,4
	DS 8120 G	04438	0,043	1,00	10,0 x 4,0
	DS 8120 PFA	16189	0,043	1,00	10,0 x 4,0

Minimum Order Quantity 100 m



SPIRAL LACE

	LENGTH	ORDERING NUMBER (BOX)	ITEM CODE	WT. PER BOX KGS.	COLOR
	Meter				
SN-KEVLAR	3,00	SEK-60/3	16687	0,42	WHITE
	10,00	SEK-60/10	16686	0,88	WHITE
	30,00	SEK-60/30	16688	2,96	WHITE
	3,00	SEK-90/3	16690	0,42	WHITE
	10,00	SEK-90/10	16689	1,06	WHITE
	30,00	SEK-90/30	16691	3,08	WHITE

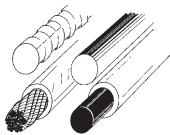


HINGE PIN SPECIFICATIONS

COMPOSITION	ABBREVIATION	PIN WEAR	HOOK WEAR	RIGIDITY	MAGNETIC	AVAILABLE SIZES mm
Nylosteel	NST	Good	Good	Good	Yes	1,2, 1,35, 1,5, 1,8, 2,0, 2,5, 3,0, 3,5, 4,0, 4,5
Nylostainless (ISO 1,4404/316L SS)	HNSS	Excellent	Excellent	Good	No	1,2, 1,35, 1,5, 1,8, 2,0, 2,5, 3,0
Nylostainless Cable (ISO 1,4404/316L SS)	HNCS	Excellent	Excellent	Sufficient	No	1,5, 1,8, 2,0, 2,5, 3,0
Corrugated Steel (ISO 1,4404/316L)	CSP	Excellent	Excellent	Good	No	1,00, 1,20, 1,40, 1,80, 2,00, 2,50
Stainless Steel (ISO 1,4404/316L SS)	SS	Excellent	Excellent	Good	No	1,0, 1,2, 1,4, 1,5, 1,8, 2,0, 2,5
Perlon (PA 6)	NK	Good	Excellent	Sufficient to Good	No	1,5, 1,8, 2,0, 2,5, 3,0, 3,5, 4,0
Corrugated Perlon (PA 6)	KS	Good	Excellent	Sufficient to Good	No	1,4
Hastelloy	H	Good	Excellent	Good	No	1,2, 1,4, 1,6
PEEK	PK	Good	Excellent	No	No	1,0, 1,2, 1,4
Polyester	POLY	Good	Excellent	No	No	FDA: 0,8, 0,9, 1,0, 1,2, 1,5 FDA-BLACK: 0,8, 0,9, 1,0, 1,2 FDA-BLUE: 0,9

 **Stock Items** (non-shaded)
 **Made To Order Items** (shaded) extended lead time,
 minimum order may apply.

Special Metals and **Special Length Cards** are available.
 Request quote for price and delivery.



Anker® Hinge Pins

HINGE PINS IN COILS

PIN DIAMETER	ORDERING NUMBER	ITEM CODE	RECOMMENDED GAUGE PIN DIAMETER mm	LENGTH	WEIGHT KGS.	ORDERING NUMBER	ITEM CODE	RECOMMENDED GAUGE PIN DIAMETER mm	LENGTH	WEIGHT KGS.	ORDERING NUMBER	ITEM CODE	RECOMMENDED GAUGE PIN DIAMETER mm	LENGTH	WEIGHT KGS.
NST NYLOSTEEL						HNSS NYLOSTAINLESS					HNCS NYLOSTAINLESS CABLE				
1,20	NST 1,20	16565	1,5-1,8	30	0,17	HNSS 1,20	16450	1,5-1,8	30	0,17	HNCS 1,50	16441	1,8-2,0	30	0,22
1,35	NST 1,35	16566	1,5-1,8	30	0,18	HNSS 1,35	16451	1,5-1,8	30	0,18	HNCS 1,80	16442	2,0-2,5	30	0,32
1,50	NST 1,50	16567	1,8-2,0	30	0,29	HNSS 1,50	16452	1,8-2,0	30	0,29	HNCS 2,00	16447	2,5-3,0	30	0,26
1,80	NST 1,80	16568	2,0-2,5	30	0,32	HNSS 1,80	16453	2,0-2,5	30	0,32	HNCS 2,50	16448	3,0-3,5	30	0,43
2,00	NST 2,00	16569	2,5-3,0	30	0,36	HNSS 2,00	16454	2,5-3,0	30	0,36	HNCS 3,00	16449	3,5-4,0	30	0,50
2,50	NST 2,50	16571	3,0-3,5	30	0,57	HNSS 2,50	00990	3,0-3,5	30	0,57					
3,00	NST 3,00	16572	3,5-4,0	30	0,90	HNSS 3,00	16457	3,5-4,0	30	0,90					
3,50	NST 3,50	16573	4,0-5,0	30	1,00										
4,00	NST 4,00	16574	5,0-6,0	30	1,10										
4,50	NST 4,50	16575	6,0-7,0	30	1,20										
CSP STAINLESS STEEL CORRUGATED						STAINLESS STEEL					NK PERLON				
1,00	CSP 1,00	00686	1,2-1,5	30	0,20	SS 1,00	00690	1,2-1,5	30	0,20	NK 1,50	00671	1,8-2,0	30	0,06
1,20	CSP 1,20	00719	1,2-1,5	30	0,28	SS 1,20	00691	1,2-1,5	30	0,28	NK 1,80	00678	2,0-2,5	30	0,09
1,40	CSP 1,40	17426	1,5-1,8	30	0,38	SS 1,40	00692	1,5-1,8	30	0,38	NK 2,00	00672	2,5-3,0	30	0,11
1,50						SS 1,50	00693	1,8-2,0	30	0,41	NK 2,50	00674	3,0-3,5	30	0,17
1,80	CSP 1,80	16179	1,8-2,0	30	0,60	SS 1,80	16723	2,0-2,5	30	0,60	NK 3,00	00675	3,5-4,0	30	0,25
2,00	CSP 2,00	16180	2,0-2,5	30	0,73	SS 2,00	16725	2,5-3,0	30	0,73	NK 3,50	00676	4,0-5,0	30	0,32
2,50	CSP 2,50	16181	2,5-3,0	30	1,15	SS 2,50	16728	3,0-3,5	30	1,15	NK 4,00	00677	5,0-6,0	30	0,43
3,00															
3,50															
4,00															
HASTELLOY C4						PEEK					POLYESTER				
0,80											POLY 0,80 FDA	17439	1,2-1,5	30	0,03
0,90											POLY 0,90 FDA	17440	1,2-1,5	30	0,03
1,00						PK 1,00	17436	1,2-1,5	30	0,03	POLY 1,00 FDA	00681	1,2-1,5	30	0,04
1,20	H 1,20	16435	1,2-1,5	30	0,28	PK 1,20	16600	1,2-1,5	30	0,04	POLY 1,20 FDA	17443	1,2-1,5	30	0,05
1,40	H 1,40	16436	1,5-1,8	30	0,38	PK 1,40	17437	1,5-1,8	30	0,06	POLY 1,50 FDA	16610	1,8-2,0	30	0,06
1,50															
1,60	H 1,60	16437	1,8-2,0	30	0,52										
0,80											POLY 0,80 FDA-BLACK	04719	1,2-1,5	30	0,03
0,90											POLY 0,90 FDA-BLACK	16609	1,2-1,5	30	0,03
1,00											POLY 1,00 FDA-BLACK	17441	1,2-1,5	30	0,04
1,20											POLY 1,20 FDA-BLACK	17442	1,2-1,5	30	0,05
0,90											POLY 0,90 FDA-BLUE	00682	1,2-1,5	30	0,04
KS PERLON															
1,40	KS 1010/100	16498	1,5-1,8	10	0,01	KS 1090/50	17433	1,5-1,8	90	0,01	KS 1150/25	00797	1,5-1,8	150	0,01
1,40	KS 1015/100	16499	1,5-1,8	15	0,01	KS 1095/50	16516	1,5-1,8	95	0,01					
1,40	KS 1020/100	16500	1,5-1,8	20	0,01	KS 1100/50	17434	1,5-1,8	100	0,01					
1,40	KS 1025/100	16501	1,5-1,8	25	0,01	KS 1115/50	17435	1,5-1,8	115	0,01	KS 1,40 (30 Meter)	00687	1,5-1,8	30 M	0,06
1,40	KS 1035/50	16504	1,5-1,8	35	0,01										
1,40	KS 1040/100	17430	1,5-1,8	40	0,01										
1,40	KS 1048/50	16508	1,5-1,8	48	0,01										
1,40	KS 1050/50	16509	1,5-1,8	50	0,01										
1,40	KS 1057/100	17432	1,5-1,8	57	0,01										
1,40	KS 1063/100	00795	1,5-1,8	63	0,01										
1,40	KS 1075/100	00796	1,5-1,8	75	0,01										

Stock Items (non-shaded)

Made To Order Items (shaded) extended lead time, minimum order may apply.

Special Metals and Special Length Cards are available. Request quote for price and delivery.

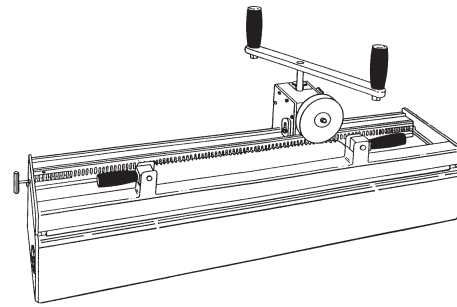


MANUAL ROLLER LACER®

(Face strips sold separately)

BELT WIDTH	ORDERING NUMBER	ITEM CODE	WT. KGS.
mm			
600	RL-601	00591	17,2
900	RL-901	00592	21,3
1200	RL-1201	00593	24,9
1500	RL-1501	00594	28,6
1800	RL-1801	00595	32,2

NOTE: Includes carding paper remover and scissors.



G SERIES™ FACE STRIPS

MANUAL ROLLER LACER® RL601 – RL1801

(Includes one Lacer Pin)

HOOK SIZE	BELT WIDTH	ORDERING NUMBER	ITEM CODE	WT. KGS.
	mm			
G001(A); G002; G003; G005(A); G006(A)	600	FS-601-G-2	04359	0,60
	900	FS-901-G-2	04360	0,70
	1200	FS-1201-G-2	04361	1,00
	1500	FS-1501-G-2	04362	1,20
	1800	FS-1801-G-2	04453	1,40
G008	600	FS-601-G-XL	04456	0,60
	900	FS-901-G-XL	04457	0,70
	1200	FS-1201-G-XL	04458	1,00
	1500	FS-1501-G-XL	04459	1,20
	1800	FS-1801-G-XL	04460	1,40

ANKER® FACE STRIPS

MANUAL ROLLER LACER® RL-601 – RL-1801

(Includes one Lacer Pin)

BELT WIDTH	ORDERING NUMBER	ITEM CODE	WT. KGS.
mm	HOOK SIZE #30-35, A30-A36		
600	FS-601-30	04064	0,60
900	FS-901-30	04065	0,70
1200	FS-1201-30	04066	1,00
1500	FS-1501-30	04067	1,20
1800	FS-1801-30	04972	1,40
mm	HOOK SIZE #40, A40		
600	FS-601-40	04015	0,60
900	FS-901-40	04016	0,70
1200	FS-1201-40	04017	1,00
1500	FS-1501-40	04018	1,20
1800	FS-1801-40	04085	1,40
mm	HOOK SIZE #2-3, A2-A3		
600	FS-601-54T	04025	0,60
900	FS-901-54T	04026	0,70
1200	FS-1201-54T	04027	1,00
1500	FS-1501-54T	04028	1,20
1800	FS-1801-54T	04086	1,40
mm	HOOK SIZE #4-7, A4-A7		
600	FS-601-54W	04030	0,60
900	FS-901-54W	04031	0,70
1200	FS-1201-54W	04032	1,00
1500	FS-1501-54W	04033	1,20
1800	FS-1801-54W	04087	1,40

ANKER® REPLACEMENT LACER PINS

MANUAL ROLLER LACER® RL601 – RL1801

HOOK SIZE	ORDERING NUMBER	MANUAL ROLLER LACER	ITEM CODE	WT. KGS.
G001(A); G002; G003; G005(A); G006(A)	LP-601-30/40/G-2	RL-24	03997	0,10
	LP-901-30/40/G-2	RL-36	03998	0,20
	LP-1201-30/40/G-2	RL-48	03999	0,30
	LP-1501-30/40/G-2	RL-60	04000	0,40
	LP-1801-30/40/G-2	RL-72	04088	0,50
G008	LP-601-54/GXL	RL-24	04002	0,20
	LP-901-54/GXL	RL-36	04003	0,30
	LP-1201-54/GXL	RL-48	04004	0,40
	LP-1501-54/GXL	RL-60	04005	0,50
	LP-1801-54/GXL	RL-72	04089	0,60

ALLIGATOR FACE STRIPS

MANUAL ROLLER LACER® (Includes one Lacer Pin)

LACING SIZE	BELT WIDTH	ORDERING NUMBER	ITEM CODE	WT. KGS.
	mm			
1 & 7	600	FS-601-1&7	19701	0,5
	900	FS-901-1&7	19702	0,7
	1200	FS-1201-1&7	19703	0,9
	1500	FS-1501-1&7	19704	1,1

ANKER® REPLACEMENT LACER STRIPS

MANUAL ROLLER LACER® RL601 – RL1801

HOOK SIZE	ORDERING NUMBER	MANUAL ROLLER LACER	ITEM CODE	WT. KGS.
PIN 1,6 mm diameter	LP-901-1,6	RL-36	17623	0,2
	LP-1201-1,6	RL-48	17622	0,3
	LP-1501-1,6	RL-60	17621	0,4

ANKER® REPLACEMENT LACER PINS

MANUAL ROLLER LACER®

BELT WIDTH	ORDERING NUMBER	ITEM CODE	WT. KGS.
mm	HOOK SIZE #30, 36, 40, G001-G006		
600	LP-601-30/40/G-2	03997	0,1
900	LP-901-30/40/G-2	03998	0,2
1200	LP-1201-30/40/G-2	03999	0,3
1500	LP-1501-30/40/G-2	04000	0,3
1800	LP-1801-30/40/G-2	04088	0,4
mm	HOOK SIZE #2-7, A2-A7, G008		
600	LP-601-54/GXL	04002	0,2
900	LP-901-54/GXL	04003	0,2
1200	LP-1201-54/GXL	04004	0,3
1500	LP-1501-54/GXL	04005	0,3
1800	LP-1801-54/GXL	04089	0,4



Anker® Maintenance Lacers

MICROLACER®

(Face strips sold separately)

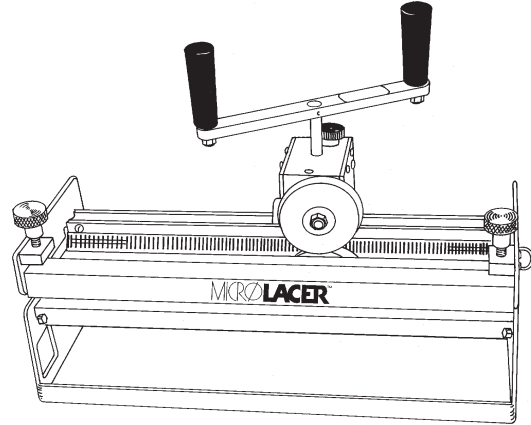
BELT WIDTH	ORDERING NUMBER	ITEM CODE	WT. KGS.
mm			
350	ML-351	00590	12,2

NOTE: Includes carding paper remover and scissors.

ANKER® FACE STRIPS

(Includes one Lacer Pin)

HOOK SIZE	ORDERING NUMBER	ITEM CODE	WT. KGS.
30, 35, A30, A34, A35, A36	FS-351-30	04063	0,40
40/A40	FS-351-40	04014	0,40
2-3, A2-A3	FS-351-54T	04024	0,40
4-7, A4-A7	FS-351-54W	04029	0,40
G001-G006	FS-351-G-2	04358	0,40
G008	FS-351-G-XL	04455	0,40



ALLIGATOR FACE STRIPS

(Includes one Lacer Pin)

HOOK SIZE	ORDERING NUMBER	ITEM CODE	WT. KGS.
1 & 7	FS-351-1&7	18248	0,4

ANKER® REPLACEMENT LACER PINS

HOOK SIZE	ORDERING NUMBER	ITEM CODE	PIN DIAMETER
30, 35, A30, A34, A35, A36	LP-351-30/40/G-2	03996	0,10
2-7, A2-A7, G008	LP-351-54/GXL	04001	0,20

COMMON REPAIR PARTS

DESCRIPTION/ORDERING NUMBER	ITEM CODE	WT. KGS.
GBRK SN 3500 - 49999	03433	0,01
GBRK SN 50000+	03897	0,01
RL-URETHANE	03274	0,1
RL-ROLLER ASSEMBLY	03326	1,0
FS-KNOB	03817	0,3

□ **Stock Items** (non-shaded)

▒ **Made To Order Items** (shaded) extended lead time, minimum order may apply.

Special Metals and **Special Length** Cards are available. Request quote for price and delivery.

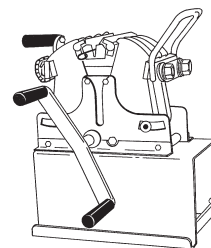


LW95 LACERS*

(Laces all Anker Hooks. Laces up to 152 mm in one operation. Includes Lacing Assembly Kit)

HOOK SIZE	ORDERING NUMBER	ITEM CODE	WT. KGS.	WIDTH		PITCH	
				mm	mm	mm	mm
25/A25	LW95	03074	13,9	140	1,70		
40	LW95-#1(40)	03081	0,1	140	3,175		
2-7	LW95-#2-7(54)	03085	0,1	140	3,67		
25/A25	LW95-#25	03827	0,1	140	1,70		
30/34/35/36	LW95-#36	03119	0,1	140	2,54		

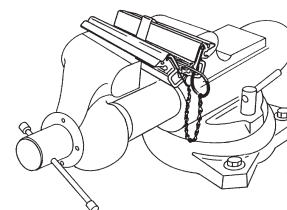
*No retainers included - retainers must be bought separately.



LW95 Lacer

WISE LACERS

HOOK SIZE	ORDERING NUMBER	ITEM CODE	WT. KGS.	WIDTH		PITCH	
				mm	mm	mm	mm
25/A25	VL25-150	00902	1,50	150	1,70		
25/A25	VL25-200	16835	1,90	200	1,70		
25/34/35	VL30-150	00903	1,50	150	2,54		
A25/A30/A35/A36	VL30-200	16836	1,90	200	2,54		
40/A40	VL40-150	00904	1,50	150	3,175		
40/A40	VL40-200	18008	1,90	200	3,175		
2-7/A2-A7	VL54-150	00905	1,50	150	3,67		
2-7/A2-A7	VL54-200	00906	1,90	200	3,67		
2-7/A2-A7/AP	VL54-250	00907	2,40	250	3,67		
G	VLG-150	16832	1,50	150	4,00		
G	VLG-200	00908	1,90	200	4,00		
G	VLG-250	16833	2,40	250	4,00		

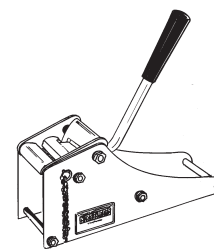


Vise Lacer

LEVER LACERS

(For thin belts or tapes up to 50 mm wide)

HOOK SIZE	ORDERING NUMBER	ITEM CODE	WT. KGS.	WIDTH		PITCH	
				mm	mm	mm	mm
25/A25	LL25-50	03014	2,30	50	1,70		
25/A25	HR25-LL25-50	04266	0,25	50	1,70		
A34SL							
A35SL	LL36-50	04223	2,30	50	2,54		
A36SL							

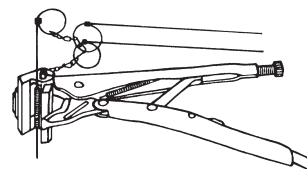


Lever Lacer

PLIER-TAPE LACERS

(For thin belts or tapes up to 50 mm wide)

HOOK SIZE	ORDERING NUMBER	ITEM CODE	WT. KGS.	WIDTH		PITCH	
				mm	mm	mm	mm
G	PL-G	00909	1,50	50	4,00		
25/A25	PL-25	17475	1,50	50	1,70		
40	PL-40	17317	1,50	50	3,175		
30/34/35/36	PL-30	17316	1,50	50	2,54		



Plier-Tape Lacer

HOT KNIVES

DESCRIPTION	ORDERING NUMBER	ITEM CODE	WT. KGS.
Complete Tool	HSG 0-SF/230V-50HZ	16484	1,2
Cutter Blade	HSG-KR Schneidspitze Typ R	16487	0,05
Cutter Foot	HSG-SF Schneidfuß für HSG-0	16488	0,03
Complete Tool	HSG 0-SF/115V-60HZ	17635	1,2

TAPE CUTTERS AND ACCESSORIES

DESCRIPTION	ORDERING NUMBER	ITEM CODE	WT. KGS.
Tape Cutter	TC-50-K	00424	0,3
	EK-TC-50	00425	0,05
	TC-50	04122	0,3
Paper Remover	OLFA-Messer Typ OL	16577	0,1
Binder	3M SCOTCH WELD 1300L	17766	1,0

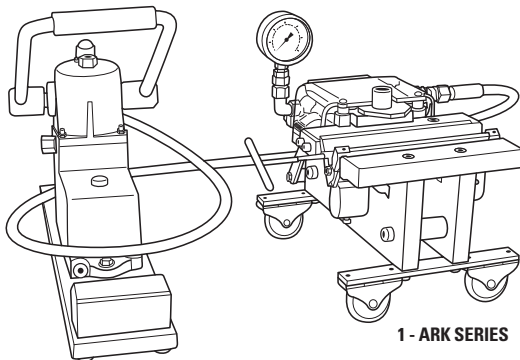


PRODUCTION LACERS

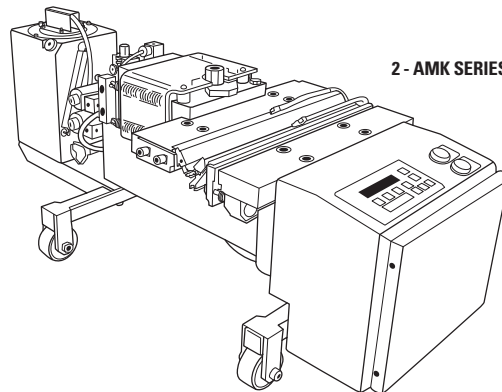
(For Hook Series: 25,30-36, 40, 2-7, A Series, G Series)

ITEM	ORDERING NUMBER	ITEM CODE	WT. KGS.	JAW WIDTH	MAX PRESS POWER	COMB/ADAPTOR STYLE	RECOMMENDED HYDRAULIC PUMP
				mm	kn		
	AHP 120	16001	15,0	120	20	ZA-Adaptors	HYDRAULIC PUMP INCLUDED
	AHP120-WNP	00985	16,0	120	20	ZA-Adaptors	
1	ARK 150	16020	21,0	200	60	ZA-Adaptors	HP 500/HP 750
1	ARK 150-WNP	00608	34,5	200	60	ZA-Adaptors	HP 1020
1	ARK 200	16025	34,5	200	100	ZA-Adaptors	HP 500/HP 750
2	AMK 400	A2006	96,5	300	200	ZA-Adaptors	HP 1020
2	AMK 400-NP	16004	102,0	300	200	ZA-Adaptors	HP 1020
3	ARU 2000	00950	62,5	200	100	UK-Combs	HP 500/HP 750/HP 1020
3	ARU3000	00951	65,0	200	100	UK-Combs	HP 1020
3	AMU 4000	00952	112,0	300	200	UK-Combs	HP 1020
3	AMU6000	00953	119,0	300	200	UK-Combs	HP 1020
3	AMU 8000	16006	150,0	300	280	UK-Combs	HP 1020

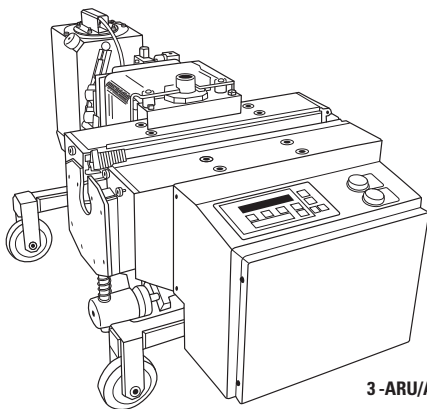
*Pump, Heating Unit, Combs, and Adaptors sold separately.



1 - ARK SERIES



2 - AMK SERIES





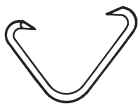
3 - ARU/AMU SERIES



ADAPTERS FOR AHP 120, ARK 150, ARK 200 LACERS

JAW WIDTH	ORDERING NUMBER	ITEM CODE	WT. KGS.	PITCH	BELT THICKNESS	GAUGE PIN DIAMETER	RECOMMENDED HINGE PIN DIAMETER
mm				mm	mm	mm	mm
AHP 120							
HOOK SERIES: #25/A25							
120	ZA25-1.6-120	16869	1,4	1,70	-2,0	1,6	1,2-1,5
HOOK SERIES: #A34, A35, A36							
120	ZA36-1.6-120	16882	1,8	1,70	-2,0	1,6	1,2-1,5
HOOK SERIES: G001-G006							
AHP 120-WNP/HZS-2							
HOOK SERIES: #25 PATCH							
120	ZA25W-1.6-120 (H2)	17412	1,7	1,70	-2,0	1,6	1,2-1,5
ARK 150/ARK 200							
HOOK SERIES: #25/A25							
200	ZA25-1.6-200	16870	1,9	1,70	-2,0	1,6	1,2-1,5
200	ZA25-2.0-200	16872	1,9	1,70	2,0-2,8	2,0	1,5-1,8
HOOK SERIES: #30/A30, A34, 35/A35, A36							
200	ZA36-1.6-200	16883	2,2	2,54	-2,0	1,6	1,2-1,5
200	ZA36-2.0-200	16886	2,2	2,54	2,0-3,0	2,0	1,5-1,8
HOOK SERIES: #40/A40							
200	ZA40-2.0-200	00742	2,4	3,175	1,5-2,5	2,0	1,5-1,8
200	ZA40F-3.0-200	16899	2,4	3,175	2,5-4,8	3,0	1,8-2,5
HOOK SERIES: #2-5, A2-A5, AP4-AP5							
200	ZA54F-4.0-200	16911	2,5	3,67	3,0-6,5	2,5-4,0	2,0-3,5
HOOK SERIES: #5-7, A5-A7, AP5-AP7							
200	ZA54F-6.0-200	16914	2,5	3,67	6,5-10,0	4,0-6,0	3,5-4,0
HOOK SERIES: G001-G006							
200	ZAG-1.5-200	00996	1,9	4,00	-2,0	1,5	1,2-1,4
200	ZAG-2.0-200	16861	1,9	4,00	2,5-3,5	2,0	1,4-1,8
HOOK SERIES: G006, G008							
200	ZAG-XL-3.0-200	16858	1,9	4,00	3,5-5,0	2,0-3,0	1,8-2,5
ARK 150-WNP/HP 1020							
HOOK SERIES: #25 PATCH							
200	ZA25W-1.6-200 (H2)	00620	2,4	1,70	-2,0	1,6	1,2-1,5
HOOK SERIES: #40 PATCH							
200	ZA40W-2.0-200 (H2)	16902	2,4	3,175	2,0-3,0	2,0	1,5-1,8

 **Stock Items** (non-shaded)
 **Made To Order Items** (shaded) extended lead time, minimum order may apply.
Special Metals and **Special Length** Cards are available. Request quote for price and delivery.



ADAPTERS FOR AMK 400 LACERS

JAW WIDTH	ORDERING NUMBER	ITEM CODE	WT. KGS.	PITCH	BELT THICKNESS	GAUGE PIN DIAMETER	RECOMMENDED HINGE PIN DIAMETER
mm				mm	mm	mm	mm
AMK 400							
HOOK SERIES: #25/A25							
400	ZA25-2.0-400	A2008	3,2	1,70	2,0-2,8	2,0	1,5-1,8
400	ZA25-1.6-400	00752	3,2	1,70	-2,0	1,6	1,2-1,5
HOOK SERIES: #30/A30, A34, 35/A35, A36							
400	ZA36-2.0-400	00970	3,9	2,54	2,0-3,0	2,0	1,5-1,8
HOOK SERIES: #40/A40							
400	ZA40-2.0-400	16894	3,9	3,175	1,5-2,5	2,0	1,5-1,8
400	ZA40F-3.0-400	16900	4,0	3,175	2,5-4,8	3,0	1,8-2,5
HOOK SERIES: #2-5, A2-A5, AP4-AP5							
400	ZA54F-4.0-400	16913	4,1	3,67	3,0-6,5	2,5-4,0	2,0-3,5
HOOK SERIES: #5-7, A5-A7, AP5-AP7							
400	ZA54F-6.0-400	17414	4,1	3,67	6,5-10,0	4,0-6,0	3,5-4,0
HOOK SERIES: G001-G006							
400	ZAG-1.5-400	16860	3,2	4,00	-2,0	1,5	1,2-1,4
400	ZAG-2.0-400	16862	3,2	4,00	2,5-3,5	2,0	1,4-1,8
HOOK SERIES: G006, G008							
400	ZAG-XL-3.0-400	16859	3,2	4,00	3,0-5,0	2,0-3,0	1,8-2,5
AMK 400-NP/HP 1020							
HOOK SERIES: #30, 40 PATCH							
400	ZAV30-2.0-400 (H2)	16864	5	2,54	1,5-3,0	2,0	1,5-1,8
400	ZAV40-2.0-400 (H2)	16865	5	3,125	1,5-3,0	2,0	1,5-1,8
HOOK SERIES: #30 PATCH							
400	ZA36-1.6-400 (H2)	16885	4	2,54	-2,0	1,6	1,2-1,5
HOOK SERIES: #30, 40 PATCH							
400	ZA36-2.0-400 (H2)	16888	4	2,54	2,0-3,0	2,0	1,5-1,8
400	ZA40-2.0-400 (H2)	16896	4	3,175	2,0-3,0	2,0	1,5-1,8

Stock Items (non-shaded)

Made To Order Items (shaded) extended lead time, minimum order may apply.

Special Metals and Special Length Cards are available. Request quote for price and delivery.



UK COMBS FOR ARU AND AMU PRODUCTION LACERS

COMB WIDTH mm	ORDERING NUMBER	ITEM CODE	WT. KGS.	PITCH	BELT THICKNESS	GAUGE PIN DIAMETER	RECOMMENDED HINGE PIN DIAMETER
				mm	mm	mm	mm
HOOK SERIES: 25/A25							
600	UK25-601	00766	6,2	1,70	-2,8	1,5-2,0	1,2-1,8
900	UK25-901	16773	7,9	1,70	-2,8	1,5-2,0	1,2-1,8
1200	UK25-1201	16766	9,8	1,70	-2,8	1,5-2,0	1,2-1,8
HOOK SERIES: 30, 35, A34, A35, A36							
600	UK36-601	00785	6,2	2,54	-4,0	1,5-2,0	1,2-1,8
900	UK36-901	00786	7,9	2,54	-4,0	1,5-2,0	1,2-1,8
1200	UK36-1201	16787	9,8	2,54	-4,0	1,5-2,0	1,2-1,8
HOOK SERIES: 40/A40							
600	UK40-601	00772	6,2	3,175	2,0-4,8	2,0-4,0	1,8-3,5
900	UK40-901	16809	7,9	3,175	2,0-4,8	2,0-4,0	1,8-3,5
1200	UK40-1201	16796	9,8	3,175	2,0-4,8	2,0-4,0	1,8-3,5
HOOK SERIES: 2-7, A2-A7, AP							
600	UK54-601	16822	6,2	3,67	3,0-10,0	2,5-5,0	2,0-4,5
900	UK54-901	16826	7,9	3,67	3,0-10,0	2,5-5,0	2,0-4,5
1200	UK54-1201	16811	9,8	3,67	3,0-10,0	2,5-5,0	2,0-4,5
1500	UK54-1501	00778	11,5	3,67	3,0-10,0	2,5-5,0	2,0-4,5
HOOK SERIES: G001-G006							
600	UKG-601	00779	6,2	4,00	-3,5	1,5-2,0	1,2-1,8
900	UKG-901	16765	7,9	4,00	-3,5	1,5-2,0	1,2-1,8
1200	UKG-1201	16758	9,8	4,00	-3,5	1,5-2,0	1,2-1,8
1500	UKG-1501	00669	11,5	4,00	-3,5	1,5-2,0	1,2-1,8
HOOK SERIES: G008							
600	UKG-XL-601	00979	6,2	4,00	3,0-5,0	2,0-3,0	1,8-2,5
900	UKG-XL-901	16755	7,9	4,00	3,0-5,0	2,0-3,0	1,8-2,5
1200	UKG-XL-1201	16753	9,8	4,00	3,0-5,0	2,0-3,0	1,8-2,5
1500	UKG-XL-1501	16754	11,5	4,00	3,0-5,0	2,0-3,0	1,8-2,5

COMB CASES (WOOD) FOR 5 UNIVERSAL COMBS

ORDERING NUMBER	ITEM CODE	WT. KGS.
KK-UK-601	16496	10,5
KK-UK-901	16497	13,5
KK-UK-1201	16494	16,5

CLAMPING DEVICE FOR ALL COMBS

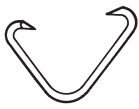
ORDERING NUMBER	ITEM CODE	WT. KGS.
HSPV-H	00783	2,0
HSPV-F	00784	2,0

HYDRAULIC PUMPS

PUMP	ORDERING NUMBER	ITEM CODE	LENGTH mm	WIDTH mm	HEIGHT mm	WT. KGS.
HP 500	HP 500	16478	490	180	300	13,0
HP750	HP750	16481	390	155	210	9,0

PUMP SELECTION CHART

PUMP	ARK 150 ARK 200	AMK 400	ARU 2000	ARU 3000	AMU 4000	AMU 6000 AMU 8000
HP500	X		X			
HP750	X		X			
HP1020	X	X	X		X	
HP1020-H	X			X		X



HYDRAULIC HEATING UNITS - MOUNTED

ORDERING NUMBER	ITEM CODE	WT. KGS.	MOTOR VOLTAGE	ADMISSIBLE VOLTAGE	NUMBER OF PHASES	DELIVERY
FOR ARK150/ARK 200/AMK 400/ARU 2000/AMU 4000						
HP 1020W/115V-60Hz	17279	31,0	115V/60Hz	100-120V/60Hz	1	0,82 l/MINIMUM
HP 1020W/230V-50Hz	17281	31,0	230V/50Hz	220-240V/50Hz	1	0,82 l/MINIMUM
HP 1020W/230V-60Hz	17283	31,0	230V/60Hz	220-240V/60Hz	1	0,82 l/MINIMUM
HP 1020/200V	17285	31,0	200V/50/60Hz	180-220V/50Hz 200-250V/60Hz	3	1,17 l/MINIMUM 1,40 l/MINIMUM
HP 1020/230V	17287	31,0	230V/50/60Hz	210-250V/50Hz 220-270V/60Hz	3	1,17 l/MINIMUM 1,40 l/MINIMUM
HP 1020/400V	17289	31,0	400V/50/60Hz	360-440V/50Hz 380-480V/60Hz	3	1,17 l/MINIMUM 1,40 l/MINIMUM
FOR ARK150-WNP/AMK 400-NP/ARU 3000/AMU 6000/AMU 8000						
HP 1020W/115V-60Hz-H	17291	31,0	115V/60Hz	100-120V/60Hz	1	0,82 l/MINIMUM
HP 1020W/230V-50Hz-H	17293	31,0	230V/50Hz	220-240V/50Hz	1	0,82 l/MINIMUM
HP 1020W/230V-60Hz-H	17295	31,0	230V/60Hz	220-240V/60Hz	1	0,82 l/MINIMUM
HP 1020/200V-H	17296	31,0	200V/50/60Hz	180-220V/50Hz 200-250V/60Hz	3	1,17 l/MINIMUM 1,40 l/MINIMUM
HP 1020/230V-H	17299	31,0	230V/50/60Hz	210-250V/50Hz 220-270V/60Hz	3	1,17 l/MINIMUM 1,40 l/MINIMUM
HP 1020/400V-H	17297	31,0	400V/50/60Hz	360-440V/50Hz 380-480V/60Hz	3	1,17 l/MINIMUM 1,40 l/MINIMUM


HYDRAULIC HEATING UNITS - MOBILE

ORDERING NUMBER	ITEM CODE	WT. KGS.	MOTOR VOLTAGE	ADMISSIBLE VOLTAGE	NUMBER OF PHASES	DELIVERY
FOR ARK150/ARK 200/AMK 400/ARU 2000/AMU 4000						
HP 1020W/115V-60Hz-M	17280	39,0	115V/60Hz	100-120V/60Hz	1	0,82 l/MINIMUM
HP 1020W/230V-50Hz-M	17282	39,0	230V/50Hz	220-240V/50Hz	1	0,82 l/MINIMUM
HP 1020W/230V-60Hz-M	17284	39,0	230V/60Hz	220-240V/60Hz	1	0,82 l/MINIMUM
HP 1020/200V-M	17286	39,0	200V/50/60Hz	180-220V/50Hz 200-250V/60Hz	3	1,17 l/MINIMUM 1,40 l/MINIMUM
HP 1020/230V-M	17288	39,0	230V/50/60Hz	210-250V/50Hz 220-270V/60Hz	3	1,17 l/MINIMUM 1,40 l/MINIMUM
HP 1020/400V-M	17290	39,0	400V/50/60Hz	360-440V/50Hz 380-480V/60Hz	3	1,17 l/MINIMUM 1,40 l/MINIMUM
FOR ARK150-WNP/AMK 400-NP/ARU 3000/AMU 6000/AMU 8000						
HP 1020W/115V-60Hz-HM	17292	39,0	115V/60Hz	100-120V/60Hz	1	0,82 l/MINIMUM
HP 1020W/230V-50Hz-HM	17294	39,0	230V/50Hz	220-240V/50Hz	1	0,82 l/MINIMUM
HP 1020W/230V-60Hz-HM	17301	39,0	230V/60Hz	220-240V/60Hz	1	0,82 l/MINIMUM
HP 1020/200V-HM	17300	39,0	200V/50/60Hz	180-220V/50Hz 200-250V/60Hz	3	1,17 l/MINIMUM 1,40 l/MINIMUM
HP 1020/230V-HM	17411	39,0	230V/50/60Hz	210-250V/50Hz 220-270V/60Hz	3	1,17 l/MINIMUM 1,40 l/MINIMUM
HP 1020/400V-HM	17298	39,0	400V/50/60Hz	360-440V/50Hz 380-480V/60Hz	3	1,17 l/MINIMUM 1,40 l/MINIMUM

Stock Items (non-shaded)

Made To Order Items (shaded) extended lead time, minimum order may apply.

Special Metals and Special Length Cards are available. Request quote for price and delivery.

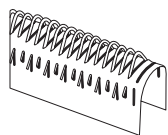


How ANKER® Patch Fasteners Work

ANKER® Patch Fasteners are manufactured from double-flattened wire which increases the holding ability as well as the transverse stability of the individual hooks, providing a flat and even splice area. The hook points are horizontally-cut, ensuring that they are bent accurately down towards the belt edge, which is especially important for thin belts used in laundry feeder and folding machine applications as well as in the filter belt industry.

Available in either galvanized or 316L stainless steel for Laundry applications, for the filter belt industry in 316L stainless steel, the hooks are integrated into the patch material. Especially for the laundry industry, the hooks are pre-cut to belt widths with leading and trailing ends. The patch is available for the Laundry applications with a custom logo if desired and with corrugated hinge pins included with each box of fasteners, corrosion-free and providing lubrication to the splice joint.

Applications	Installation Method	What You Need for Installation
<ul style="list-style-type: none"> Commercial Laundries 	ANKER® Patch-Fastener Hooks can be installed with the AHP 120-WNP on-site maintenance lacer or the ARK 150-WNP production lacer.	<ul style="list-style-type: none"> Patch Fastener Hooks Hinge Pin KS Corrugated Perlon Installation Tool
<ul style="list-style-type: none"> Filter Belt Industry 	ANKER® Patch-Fastener Hooks can be installed with the AMK 400-NP production lacer.	<ul style="list-style-type: none"> Patch Fastener Hooks Hinge Pin according to filtration environment Installation Tool
How to Specify the Correct ANKER® Fastener	Fastener Metal Selection	Hinge Pin Selection
<ol style="list-style-type: none"> 1, Measure your Belt Thickness. 2, Measure the Diameter of the Smallest Pulley in your Drive with Belt Wrapping more than 90°. 3, Choose the fastener width that is appropriate for your specifications. 	<p>Galvanized Steel, For basic applications, galvanized steel is recommended.</p> <p>Stainless Steel. Type 316 Stainless Steel offers more resistance than galvanized steel to abrasion, acids, chemicals, rusting, and magnetic attraction.</p>	<p>For both industries being served with ANKER® Patch Fasteners, different patch material and different properties are available:</p> <ul style="list-style-type: none"> • Polyester Patch • Polyester-Cotton Patch • Polypropylene Patch <p>Contact our Customer Service for more information.</p>



ANKER® Laundry Patch Fasteners

PRECUT 25 HOOKS (with Pins)

GALVANIZED ON PATCH

25 SERIES	TAPE WIDTH	ORDERING NUMBER (BOX)	ITEM CODE	WT. PER BOX KGS.	HOOKS PER CARD	SPLICES PER BOX
	mm					
	35	25SP-G-035W-P	17000	0,30	15+16	100
	40	25SP-G-040W-P	17008	0,36	19+20	100
	48	25SP-G-048W-P	00585	0,40	24+25	100
	50	25SP-G-050W-P	17038	0,42	26+27	100
	57	25SP-G-057W-P	17046	0,46	30+31	100
	63	25SP-G-063W-P	17055	0,48	33+34	100
	75	25SP-G-075W-P	17062	0,58	39+40	100
	90	25SP-G-090W-P	17070	0,36	46+47	50
	95	25SP-G-095W-P	17077	0,38	48+49	50
	100	25SP-G-100W-P	17078	0,40	54+55	50
	115	25SP-G-115W-P	17083	0,44	61+62	50

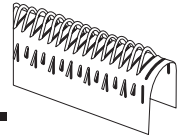
AISI 316L STAINLESS - ON PATCH

25 SERIES	TAPE WIDTH	ORDERING NUMBER (BOX)	ITEM CODE	WT. PER BOX KGS.	HOOKS PER CARD	SPLICES PER BOX
	mm					
	35	25SP-SS-035W-P	17096	0,30	15+16	100
	40	25SP-SS-040W-P	17098	0,36	19+20	100
	48	25SP-SS-048W-P	00631	0,40	24+25	100
	50	25SP-SS-050W-P	17109	0,42	26+27	100
	57	25SP-SS-057W-P	17112	0,46	30+31	100
	63	25SP-SS-063W-P	17114	0,48	33+34	100
	75	25SP-SS-075W-P	17115	0,58	39+40	100
	90	25SP-SS-090W-P	17118	0,36	46+47	50
	95	25SP-SS-095W-P	17212	0,38	48+49	50
	100	25SP-SS-100W-P	17121	0,40	54+55	50
	115	25SP-SS-115W-P	17122	0,44	61+62	50

For ANKER Laundry Hooks on Patch with Customer Logo please contact our Customer Service or your Territory Manager.

CORRUGATED PERLON HINGE PINS (PRE-CUT)

PATCH WIDTH	PINS PER PACKAGE	ORDERING NUMBER	ITEM CODE	WT. PER BOX KGS.	RECOMMENDED GAUGE PIN DIAMETER	LENGTH
					mm	mm
1,40	100	KS 1010/100	16498	0,05	1,5 - 1,8	10
1,40	100	KS 1015/100	16499	0,05	1,5 - 1,8	15
1,40	100	KS 1020/100	16500	0,05	1,5 - 1,8	20
1,40	100	KS 1025/100	16501	0,05	1,5 - 1,8	25
1,40	100	KS 1035/100	17429	0,01	1,5 - 1,8	35
1,40	100	KS 1040/100	17430	0,01	1,5 - 1,8	40
1,40	100	KS 1048/100	17431	0,01	1,5 - 1,8	48
1,40	100	KS 1050/100	00794	0,01	1,5 - 1,8	50
1,40	100	KS 1057/100	17432	0,01	1,5 - 1,8	57
1,40	100	KS 1063/100	00795	0,02	1,5 - 1,8	63
1,40	100	KS 1075/100	00796	0,02	1,5 - 1,8	75
1,40	50	KS 1090/50	17433	0,01	1,5 - 1,8	90
1,40	50	KS 1095/50	16516	0,01	1,5 - 1,8	95
1,40	50	KS 1100/50	17434	0,01	1,5 - 1,8	100
1,40	50	KS 1115/50	17435	0,01	1,5 - 1,8	115
1,40	25	KS 1150/25	00797	0,006	1,5 - 1,8	150
1,40	30M	KS 1,40	00687	0,06	1,5 - 1,8	30M



ANKER® PRODUCTION LACERS

(Does not include adapter)

ORDERING NUMBER	ITEM CODE	WT. KGS.	JAW WIDTH	MAX PRESS POWER	COMB/ADAPTER STYLE	RECOMMENDED HYDRAULIC PUMP
			mm	kn		
AHP 120-WNP						
AHP120-WNP	00985	16,0	120	20	ZA-Adapters	Pump Included
ARK 150-WNP						
ARK150-WNP	00608	34,5	200	60	ZA-Adapters	HP 1020

HEATABLE ADAPTERS

COMB WIDTH mm	ORDERING NUMBER	ITEM CODE	WT. KGS.	PITCH	BELT THICKNESS	GAUGE PIN DIAMETER	RECOMMENDED HINGE PIN DIAMETER
				mm	mm	mm	mm
AHP 120-WNP/HZS-2							
HOOK SERIES: #25 PATCH							
120	ZA25W-1.6-120 (H2)	17412	1,7	1,70	-2,0	1,6	1,2-1,5
ARK 150-WNP/HP 1020							
HOOK SERIES: #25 PATCH							
200	ZA25W-1.6-200 (H2)	00620	2,4	1,70	-2,0	1,6	1,2-1,5
HOOK SERIES: #40 PATCH							
200	ZA40W-2.0-200 (H2)	16902	2,4	3,175	2,0-3,0	2,0	1,5-1,8

TEMPERATURE CONTROLLER FOR AHP 120-WNP LACER

ORDERING NUMBER	ITEM CODE	WT. KGS.
HZS-2	00986	1,5

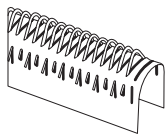
HYDRAULIC PUMPS

ORDERING NUMBER	ITEM CODE	WT. KGS.
ARK 150-WNP – HP 1020 HYDRAULIC PUMPS		
HP 1020W/115V-60Hz-H	17291	31,0
HP 1020W/230V-50Hz-H	17293	31,0
HP 1020W/230V-60Hz-H	17295	31,0

 **Stock Items** (non-shaded)

 **Made To Order Items** (shaded) extended lead time, minimum order may apply.

Special Metals and **Special Length** Cards are available. Request quote for price and delivery.



ANKER® Filter Belt Patch Fasteners

FASTENERS

TEXTILE PATCH - WITHOUT PINS - 300 MM

30	HOOK SIZE	ORDERING NUMBER (BOX)	ITEM CODE	WT. PER BOX KGS.	CARDS PER BOX	BELT THICKNESS	MINIMUM PULLEY DIAMETER
	AISI 316L STAINLESS						
	30LLSP	30LLSP-SS-300-TPU2	17139	0,56	24	1,5-2,0	75
	30LLSP	30LLSP-SS-300-P-PP*	17207	0,56	24	1,5-2,0	75

*Belt type and application determine patch material, and –glue as well as process temperature.

TEXTILE PATCH - WITHOUT PINS - 300 MM LENGTHS*

40	HOOK SIZE	ORDERING NUMBER (BOX)	ITEM CODE	WT. PER BOX KGS.	CARDS PER BOX	BELT THICKNESS	MINIMUM PULLEY DIAMETER
	AISI 316L STAINLESS						
	40LLSP	40LLSP-SS-300-TPU2	17196	0,68	24	2,0-3,0	75
	40LLSP	40LLSP-SS-300-P-PP*	17261	0,68	24	2,0-3,0	75

*Belt type and application determine patch material, and –glue as well as process temperature.

For patch material options please contact our Customer Service.

PRODUCTION LACERS

(For Hook Series: 25,30-36, 40, 2-7, A Series, G Series)

ORDERING NUMBER	ITEM CODE	WT. KGS.	JAW WIDTH	MAX PRESS POWER	COMB/ ADAPTOR STYLE	RECOMMENDED HYDRAULIC PUMP
			mm	kn		
AMK 400-NP	16004	102,0	300	200	ZA-Adapters	HP 1020

*Pump, Heating Unit, Combs, and Adapters sold separately.

ADAPTORS FOR AMK 400 LACERS

JAW WIDTH	ORDERING NUMBER	ITEM CODE	WT. KGS.	PITCH	BELT THICKNESS	GAUGE PIN DIAMETER	RECOMMENDED HINGE PIN DIAMETER
mm				mm	mm	mm	mm
AMK 400-NP/HP 1020							
HOOK SERIES: #25, 30, 40 PATCH							
400	ZAV25-1.6-400 (H2)	16863	5	1,20	-2,0	1,6	1,2-1,5
400	ZAV30-2.0-400 (H2)	16864	5	2,54	1,5-3,0	2,0	1,5-1,8
400	ZAV40-2.0-400 (H2)	16865	5	3,125	1,5-3,0	2,0	1,5-1,8
HOOK SERIES: #25, 30 PATCH							
400	ZA25W-1.6-400 (H2)	16875	4	1,70	-2,0	1,6	1,2-1,5
400	ZA36-1.6-400 (H2)	16885	4	2,54	-2,0	1,6	1,2-1,5
HOOK SERIES: #30, 40 PATCH							
400	ZA36-2.0-400 (H2)	16888	4	2,54	2,0-3,0	2,0	1,5-1,8
400	ZA40-2.0-400 (H2)	16896	4	3,175	2,0-3,0	2,0	1,5-1,8

Stock Items (non-shaded)

Made To Order Items (shaded) extended lead time, minimum order may apply.

Special Metals and Special Length Cards are available. Request quote for price and delivery.



How Alligator® Lacing Works

Hammer applied Alligator® Lacing utilizes a design with teeth that are formed so that when they are driven parallel to the length of the belt, the vital longitudinal carcass fibers are not severed.

The compression fit of the connecting bar provides a strong, vise-like hold

on the belt and distributes belt tension evenly across the entire belt width. The one-piece fastener strip also ensures that there are no loose pieces to work themselves out of the belt and into the conveyed product. The flat splice obtained with a continuous strip of lacing also helps with hinge pin insertion.

Applications	Installation Method	What You Need for Installation
<ul style="list-style-type: none"> • Manufacturing Assembly Lines • Food, Package, and Parts Handling • Checkout Counters • Agricultural Equipment 	Requires only a hammer; no special tools needed. Unique, patented clips and round gauge rod act as an "extra" pair of hands.	<ul style="list-style-type: none"> • Fasteners • Hinge Pin • Hammer
How to Specify the Correct Alligator® Lacing	Fastener Metal Selection	Hinge Pin Selection
<ol style="list-style-type: none"> 1, Determine Belt Tension (PIW). 2, Measure your Belt Thickness. 3, Measure the Diameter of the Smallest Pulley in your Drive with Belt Wrap more than 90°. 4, Choose the fastener size that is appropriate for your specifications in the selection chart below. 	<p>Steel. Standard fastener material.</p> <p>Stainless Steel. Type 316 Stainless Steel.</p>	<p>H Steel Corrugated - for all sizes of Alligator belt lacing.</p> <p>SH Stainless Steel Corrugated - for all sizes of Alligator belt lacing.</p>

Alligator® Lacing Selection Chart

Lacing Size	For Belts With Mechanical Fastener Ratings Up To:	Belt Thickness Range	Recommended Minimum Pulley Diameter	Approximate Corrugated Hinge Pin Diameter
	kN/m			
00	4,3	-1,6	25	1,2
1	7,8	1,6-2,4	40	1,6
7	8,7	2,4-3,6	50	1,6
15	11,4	3,2-4,0	65	2,4
20	16,6	4,0-4,8	75	2,8
25	17,5	4,8-5,6	100	3,2
27	17,5	5,6-7,1	125	3,2
35	26,0	7,1-7,9	175	3,6
45	28,0	7,9-9,5	230	4,8
55	30,0	9,5-11,0	300	5,2
65	35,0	11,0-12,5	350	5,2



Alligator® Conveyor Belt Lacing

FASTENERS

STEEL LACING WITH STEEL CORRUGATED HINGE PIN

BELT WIDTH	ORDERING NUMBER	ITEM CODE	WT. KGS.	ORDERING NUMBER	ITEM CODE	WT. KGS.	ORDERING NUMBER	ITEM CODE	WT. KGS.	ORDERING NUMBER	ITEM CODE	WT. KGS.
mm	00			1A			1B			7		
300	00-300	13600	0,09	1A-300	13637	0,2	Note: Size 1A and 1B Alligator lacing has been modified to allow for complete interchangeability. For machine applied lacing, order the corresponding 1A size.	7-300	13657	0,3		
600	00-600	13605	0,3	1A-600	13642	0,4		7-600	13662	0,6		
900	00-900	13609	0,4	1A-900	13646	0,7		7-900	13666	0,9		
1000								7-1000	13432	0,9		
1200	00-1200	13611	0,5	1A-1200	13648	0,9		7-1200	13668	1,2		
1500				1A-1500	13649	1,2		7-1500	13464	1,5		
mm	15			20			25			27		
300	15-300	13676	0,4	20-300	13695	0,5	25-300	13715	0,6	27-300	13735	0,7
600	15-600	13681	0,9	20-600	13700	1,1	25-600	13720	1,3	27-600	13740	1,5
900	15-900	13685	1,2	20-900	13704	1,7	25-900	13724	1,9	27-900	13744	2,2
1200	15-1200	13387	1,2	20-1200	13706	2,2	25-1200	13726	2,5	27-1200	13846	2,9
mm	35			45			55					
300	35-300	13755	1,2	45-300	13772	1,5	55-300	13792	2,1			
600	35-600	13759	2,4	45-600	13777	3,0	55-600	13797	4,3			
900	35-900	13762	3,7	45-900	13781	4,5	55-900	13801	6,3			
1000							55-1000	13469	7,5			
1200	35-1200	13764	4,9	45-1200	13783	6,0	55-1200	13803	8,7			

Any lengths over 1500 mm are sold by the set.

ALLIGATOR® LACING

CARTON CONTENTS:
 4 Sets Lacing
 4 Hinge Pins
 1 Gauge Pin
 – Required number of clips



FASTENERS

316 STAINLESS LACING WITH 300 SERIES STAINLESS CORRUGATED HINGE PINS



BELT WIDTH	ORDERING NUMBER	ITEM CODE	WT. KGS.	ORDERING NUMBER	ITEM CODE	WT. KGS.	ORDERING NUMBER	ITEM CODE	WT. KGS.	ORDERING NUMBER	ITEM CODE	WT. KGS.	ORDERING NUMBER	ITEM CODE	WT. KGS.
mm	00S			1S			1BS			7S			15S		
300	00S-300	13836	0,09	1S-300	13868	0,2	Note: Size 1S and 1BS Alligator lacing has been modified to allow for complete interchangeability. For machine applied lacing, order the corresponding 1S size.	7S-300	13887	0,3					
500	00S-500	10532	0,3					7S-600	13892	0,6					
600	00S-600	13394	0,3	1S-600	13873	0,4		7S-900	13896	0,9					
900	00S-900	13844	0,4	1S-900	13877	0,7		7S-1000	13169	1,1					
1000				1S-1000	13404	0,9		7S-1200	13390	1,2	15S-1200	13386	1,7		
1200	00S-1200	13395	0,6	1S-1200	13879	0,9									
mm	20S			25S			27S			45S					
300				25S-300	13944	0,6				45S-500	14069	2,4			
500							27S-24	13969	1,4						
600				25S-600	13949	1,3									
900				25S-900	13953	2,0									
1000	20S-1000	13398	2,0							45S-1000	13472	5,3			
1200	20S-1200	13935	2,3												
1500	20S-1500	13936	2,9												

EXTRA HINGE PINS



STEEL (H) CORRUGATED HINGE PINS – PACKAGES OF 10 PINS

BELT WIDTH	ORDERING NUMBER	ITEM CODE	WT. KGS.
mm	For 00		
300	00H300	13600	0,04
600	00H600	13605	0,04
900	00H900	13609	0,09
1200	00H1200	13611	0,09

 **Stock Items** (non-shaded)
 **Made To Order Items** (shaded) extended lead time, minimum order may apply.
Special Metals and **Special Length** Cards are available. Request quote for price and delivery.



Alligator® Transmission Belt Lacing

FASTENERS

STRIP LENGTH	ORDERING NUMBER	ITEM CODE	SETS/ BOX	WT. KGS.	ORDERING NUMBER	ITEM CODE	SETS/ BOX	WT. KGS.
mm	STEEL				STAINLESS (TYPE 316)			
150	00	10000	6	0,09	00S	10512	6	0,09
150	1A	10001	6	0,15	1AS	10513	6	0,15
150	7	10002	6	0,20	7S-TRANS	10514	6	0,20
300	15	10003	4	0,41	15S	10515	4	0,41
300	20	10004	4	0,55	20S	10516	4	0,55
300	25D	10005	4	0,64	25DS	10517	4	0,64
300	27K	10008	4	0,78	27KS	10519	4	0,78
300	35N	10011	4	1,23	35NS	10521	4	1,23
300	45U	10012	4	1,50	45US	10522	4	1,50
300	55W	10013	4	2,14	55WS	10523	4	2,14


ECONOMY PACKAGES – 300 mm STRIPS

ORDERING NUMBER	ITEM CODE	SETS/ BOX	WT. KGS.
STEEL LACING (WITH PINS)			
15E	10020	10	0,41
20E	10021	10	0,55
25E	10022	10	0,64
27E	10023	10	0,78
35E	10024	10	1,23

Stock Items (non-shaded)

Made To Order Items (shaded) extended lead time, minimum order may apply.

Special Metals and Special Length Cards are available. Request quote for price and delivery.



How Alligator® Ready Set™ Staple Fasteners Work

Designed for light and medium duty synthetic carcass belting, the Alligator® Staple fastener utilizes high tensile, stainless steel staple attachment, in conjunction with an extended plate design. This design separates the point of fastener penetration from the line of belt flexing to eliminate splice fatigue at the point of belt attachment.

Staple fasteners are furnished in strips with a bridge between each fastener plate. This strip design minimizes the chance of

individual parts dislodging into the conveyed product. The one piece design provides a stronger splice, greater resistance to impact damage, and a smoother, unrippled joint that simplifies hinge pin insertion.

Staples are hammer driven through the fastener and belt, working between the carcass fibers without severing them. The staples are then clinched cross-wise to the belt, so that belt tension does not pull against the staples to unclinch them.

Applications	Installation Method	What You Need for Installation
<ul style="list-style-type: none"> • Package and Parts Handling • Cased Goods • Food • Wood • Agricultural Products 	A portable, lightweight application tool is easily carried to the job for on-site installation. The tool holds belt and fastener while staples are set with a hammer and a staple driver.	<ul style="list-style-type: none"> • Fasteners • Hinge Pin • Installation Tool • Staple Driver • .45 kg. Hammer
How to Specify the Correct Alligator® Staple Fastener	Fastener Metal Selection	Hinge Pin Selection
<ol style="list-style-type: none"> 1, Determine Belt Tension (PIW). 2, Measure your Belt Thickness. 3, Measure the Diameter of the Smallest Pulley in your Drive with Belt Wrap more than 90°. 4, Choose the fastener size that is appropriate for your specifications in the selection chart below. 	<p>Steel, Standard fastener material.</p> <p>Stainless Steel, Type 316 Stainless Steel provides extra resistance to abrasion, magnetic attraction, and corrosion from acids and chemicals.</p> <p>Type 430 Magnetic Stainless Steel (Sizes 62 and 125).</p> <p>MegAlloy®, (Sizes 125 and 187) For superior resistance to wear and abrasion.</p>	<p>NC Nylon Covered Steel Cable - for use with steel fasteners, flat or troughed belts.</p> <p>NCS Nylon Covered Stainless Steel Cable - for applications with stainless fasteners, flat or troughed belts.</p> <p>SP Steel Spring Wire - for use with steel fasteners in abrasive or gritty material applications, flat belts only.</p> <p>SS Stainless Steel Spring Wire - for use with stainless fasteners, flat belts only.</p>

Alligator® Ready Set™ Staple Fasteners Selection Chart

Fastener Size	Operating Tension Range	Belt Thickness Range	Minimum Pulley Diameter	Approx. Hinge Pin Diameter	
	kN/m			mm	in, (nylon-steel)
RS62	17	1,5-3,2	50	nylon ,080, steel ,080	nylon 2,0, steel 2,0
RS125	28	3,2-4,8	75	nylon ,141, steel ,141	nylon 3,6, steel 3,6
RS187	35	4,8-6,4	100	nylon ,203, steel ,187	nylon 5,2, steel 4,7



Alligator[®] Ready Set[™] Staple Fasteners

FASTENERS

STEEL

RS62	BELT WIDTH	ORDERING NUMBER	ITEM CODE	WT. KGS.
	mm	WITH NYLON COVERED STEEL CABLE PINS (NC)		
	300	RS62J12/300NC	54476	0,6
600	RS62J24/600NC	54480	1,2	
800	RS62J32/800NC	54650	1,6	
1000	RS62J40/1000NC	54646	2,0	
1200	RS62J47/1200NC	54647	2,4	
1500	RS62J59/1500NC	54648	3,0	

STAINLESS (TYPE 316)

ORDERING NUMBER	ITEM CODE	WT. KGS.
WITH NYLON COVERED STAINLESS CABLE PINS (NCS)		
RS62SJ12/300NCS	54505	0,6
RS62SJ24/600NCS	54507	1,2
RS62SJ32/800NCS	54661	1,6
RS62SJ40/1000NCS	54658	2,0
RS62SJ47/1200NCS	54659	2,4
RS62SJ59/1500NCS	54660	3,0

STEEL

RS125	BELT WIDTH	ORDERING NUMBER	ITEM CODE	WT. KGS.
	mm	WITH NYLON COVERED STEEL CABLE PINS (NC)		
	300	RS125J12/300NC	54515	0,9
600	RS125J24/600NC	54520	1,7	
800	RS125J32/800NC	54673	2,4	
1000	RS125J40/1000NC	54670	3,0	
1200	RS125J47/1200NC	54671	3,6	
1500	RS125J59/1500NC	54672	4,5	

STAINLESS (TYPE 316)

ORDERING NUMBER	ITEM CODE	WT. KGS.
WITH NYLON COVERED STAINLESS CABLE PINS (NCS)		
RS125SJ12/300NCS	54550	0,9
RS125SJ24/600NCS	54555	1,7
RS125SJ32/800NCS	54685	2,4
RS125SJ40/1000NCS	54682	3,0
RS125SJ47/1200NCS	54683	3,6
RS125SJ59/1500NCS	54684	4,5

ORDERING NUMBER	ITEM CODE	WT. KGS.
WITH STAINLESS SPRING WIRE PINS (SS)		
RS125SJ40/1000SS	54421	3,0

STEEL

RS187	BELT WIDTH	ORDERING NUMBER	ITEM CODE	WT. KGS.
	mm	WITH NYLON COVERED STEEL CABLE PINS (NC)		
	300	RS187J12/300NC	54588	1,1
600	RS187J24/600NC	54592	2,6	
800	RS187J32/800NC	54697	3,3	
1000	RS187J40/1000NC	54694	4,2	
1200	RS187J47/1200NC	54695	5,3	
1500	RS187J59/1500NC	54696	6,2	

STAINLESS (TYPE 316)

ORDERING NUMBER	ITEM CODE	WT. KGS.
WITH NYLON COVERED STAINLESS CABLE PINS (NCS)		
RS187J12/300NCS	54616	1,1
RS187J24/600NCS	54617	2,6
RS187J32/800NCS	54709	3,3
RS187J40/1000NCS	54706	4,2
RS187J47/1200NCS	54707	5,3
RS187J59/1500NCS	54708	6,2

PLEASE NOTE: 310 Alligator Staple is no longer available.


STAPLE LENGTHS

RS62 = 9,4 mm
RS125 = 11,4 mm
RS187 = 13,2 mm

CARTON CONTENTS:

- 4 Fastener Sets
- 4 Hinge Pins
- Required Amount of Retaining Washers

Alligator[®] Ready Set[™] Staple Fasteners



BULK FASTENERS

(Hinge Pins sold separately)

STEEL

RS62	BELT WIDTH	ORDERING NUMBER	ITEM CODE	WT. KGS.	STRIP SETS PER BOX
	mm				
	1200	RS62-47/1200-25	54638	13,5	25

STAINLESS (TYPE 316)

ORDERING NUMBER	ITEM CODE	WT. KGS.	STRIP SETS PER BOX
RS62S-47/1200-25	54651	17,5	25

STEEL

RS125	BELT WIDTH	ORDERING NUMBER	ITEM CODE	WT. KGS.	STRIP SETS PER BOX
	mm				
	1200	RS125-47/1200-25	54663	18,7	25

STAINLESS (TYPE 316)

ORDERING NUMBER	ITEM CODE	WT. KGS.	STRIP SETS PER BOX
RS125S-47/1200-25	54675	18,7	25

STEEL

RS187	BELT WIDTH	ORDERING NUMBER	ITEM CODE	WT. KGS.	STRIP SETS PER BOX
	mm				
	1200	RS187-47/1200-25	54687	27,5	25

STAINLESS (TYPE 316)

ORDERING NUMBER	ITEM CODE	WT. KGS.	STRIP SETS PER BOX
RS187S-47/1200-25	54699	27,5	25

 **Stock Items** (non-shaded)

 **Made To Order Items** (shaded) extended lead time, minimum order may apply.

Special Metals and **Special Length** Cards are available. Request quote for price and delivery.



Alligator[®] Ready Set[™] Staple Fasteners

HINGE PINS (EXTRA)



COILS

	COIL LENGTH M	ORDERING NUMBER	ITEM CODE	WT. KGS.	DIAMETER mm	ORDERING NUMBER	ITEM CODE	WT. KGS.	DIAMETER mm
3	NC62-X	54002	0,05	2,0	NCS62-X	54005	0,05	2,0	
30	NC62-C	54003	0,4		NCS62-C	54006	0,4		
NC AND NCS PIN MATERIAL IS OFFERED IN 3 METER COILS ("X") OR 30 METER REELS ("C").									
For 125	NC1 NYLON COVERED STEEL CABLE					NCS1 NYLON COVERED STAINLESS CABLE			
	3	NC1-X	50661	0,09	3,6	NCS1-X	50665	0,09	3,6
	30	NC1-C	50662	0,7		NCS1-C	50666	0,7	
For 187	NC187 NYLON COVERED STEEL CABLE					NCS187 NYLON COVERED STAINLESS CABLE			
	3	NC187-X	50669	0,09	4,7	NCS187-X	50673	0,09	4,7
	30	NC187-C	50670	2,1		NCS187-C	50674	2,1	

PACKAGES OF 10 PINS

	BELT WIDTH mm	ORDERING NUMBER	ITEM CODE	WT. KGS.	DIAMETER mm	ORDERING NUMBER	ITEM CODE	WT. KGS.	DIAMETER mm
1000	SP62-1000	55075	0,3	2,0	SS62-1000	54167	0,3	2,0	
1200	SP62-1200	55078	0,3		SS62-1200	54156	0,3		
1500	SP62-1500	55081	0,4		SS62-1500	55177	0,4		
For 125	SP1 STEEL SPRING WIRE PINS					SS1 300 SERIES STAINLESS SPRING WIRE PINS			
	1000	SP1-1000	55011	0,6	3,6	SS1-1000	55107	0,6	3,6
	1200	SP1-1200	55014	0,8		SS1-1200	50421	0,8	
	1500	SP1-1500	55017	1,0		SS1-1500	50423	1,0	
For 187	SP2 STEEL SPRING WIRE PINS					SS2 300 SERIES STAINLESS SPRING WIRE PINS			
	1000	SP2-1000	55043	1,2	4,7	SS2-1000	55140	1,2	4,7
	1200	SP2-1200	55046	1,5		SS2-1200	50446	1,5	
	1500	SP2-1500	55049	1,8		SS2-1500	50448	1,9	

HINGE PIN RETAINING WASHERS-316SS

FOR FASTENER NUMBER	ORDERING NUMBER	ITEM CODE	OUTSIDE DIAMETER	INSIDE DIAMETER	WT. KGS.
62	62-RET-50	54030	1/4"	0,10	0,04
125	125-RET-50	50053	5/16"	0,16	0,05
187	187-RET-50	50075	3/8"	0,22	0,06




COMPLETE TOOL KITS

Each kit includes an Installation Tool, Staple Setting Plate, Belt Skiver, Belt Nippers, and a 450 g Hammer. Packaged in a durable plastic tool box.

DESCRIPTION	ORDERING NUMBER	ITEM CODE	WT. KGS.
152 mm Installation Kit	RSTK4-6	54634	9,2
305 mm Installation Kit	RSTK4-12	54635	12,5
Extra Tool Box	RSTK-KOFFER STK	50009	2,4



Alligator® Ready Set™ Staple Fasteners

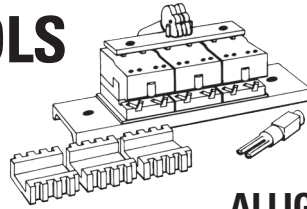


INSTALLATION TOOLS

ALLIGATOR® RSC187

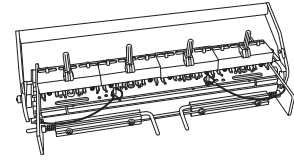
(For sizes no. 62, No. 125, and no. 187)

Includes Staple Driver



ORDERING NUMBER	ITEM CODE	BELT WIDTH	WT. KGS.
		mm	
RSC187	54626	50	0,5
RSC187-4	54627	100	2,2
RSC187-6	54628	150	2,9
RSC187-12	54629	300	5,4
RSC187-18	54713	450	8,0
RSC187-24	54631	600	9,5
RSC187-36	54632	900	14,0
RSC187-48	54636	1200	19,5
RSC187-60	54457	1500	23,8

NOTE: To upgrade your old C187 installation tool for use with Ready Set staple fasteners, exchange the green guide block(s) with the yellow (Ready Set) guide block(s) (ST5-5, Item Code 50016).



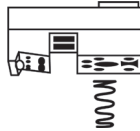
ALLIGATOR® GOLD CLASS PLUS INSTALLATION TOOL

DESCRIPTION	ORDERING NUMBER	ITEM CODE	WT. KGS.
24" Alligator Gold Class Plus Installation Tool	RS-GOLD-DA	55590	28,5
REPLACEMENT PARTS			
Guide Block	ST7-5	55554	3,8
Anvil	ST8-A-SN200 ANVIL	55589	0,2
Cam Lever	ST8-CAM	55592	0,1

READY SET™ STAPLE GUIDE BLOCK

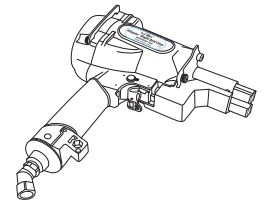
(Includes Cam Lever Spring)

ORDERING NUMBER	ITEM CODE	WT. KGS.
ST5-5	50016	0,09



ALLIGATOR® GOLD CLASS POWER DRIVER

DESCRIPTION	ORDERING NUMBER	ITEM CODE	WT. KGS.
Power Driver	RS-GOLD-DRIVER	55541	6,3
Maintenance Unit	RS-GOLD-MAINTENANCE UNIT	16658	2,5



ALLIGATOR® QUAD STAPLE DRIVER

(DRIVES FOUR STAPLES AT ONE TIME)

ORDERING NUMBER	ITEM CODE	WT. KGS.
ST6-9	50201	0,2



BELT NIPPERS

ORDERING NUMBER	ITEM CODE	WT. KGS.
BN-1	50003	0,3



STAPLE SETTING PLATE

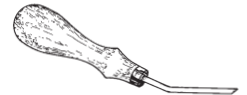
ORDERING NUMBER	ITEM CODE	WT. KGS.
ST-28	50249	2,2



300 mm x 76 mm

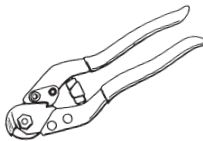
ROUGH-TOP BELT SKIVER

DESCRIPTION/ORDERING NUMBER	ITEM CODE	WT. KGS.
RTBS Rough Top Skiver	03239	0,1



ALLIGATOR® HINGE PIN CUTTER

ORDERING NUMBER	ITEM CODE	WT. KGS.
APC-1	50004	0,2



HINGE PIN BENDER

(For use with spring wire pins)

ORDERING NUMBER	ITEM CODE	WT. KGS.
PB1	50077	0,5



ALLIGATOR® BELT GRINDER

ORDERING NUMBER	ITEM CODE	WT. KGS.
RB-1	30867	0,3



PRESS PLATES FOR HYDRAULIC LACERS

ORDERING NUMBER	ITEM CODE	WT. KGS.
P2AS - ARU series	16639	6,6
P6AS - AMK + AMU series	00958	8,9

Stock Items (non-shaded)
 Made To Order Items (shaded) extended lead time, minimum order may apply.

Special Metals and Special Length Cards are available. Request quote for price and delivery.

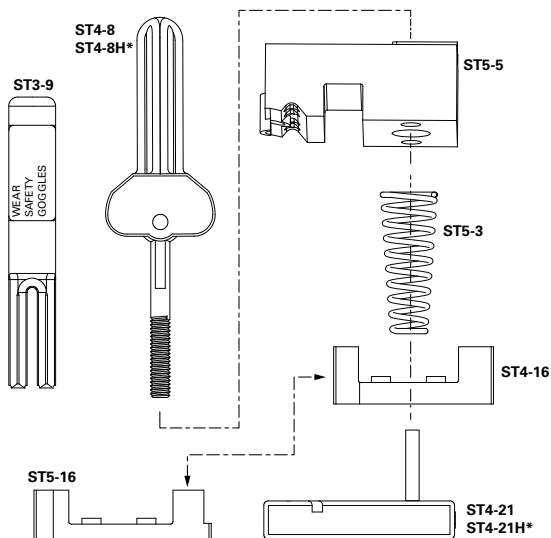


REPLACEMENT PARTS

FOR RSC187

DESCRIPTION	ORDERING NUMBER	ITEM CODE	WT. KGS.
Cam Lever Spring	ST5-3	50015	0,004
Staple Driver	ST3-9	50200	0,11
Clamp Bar*	ST3-15-6	50231	0,12
Anvil with Dowel Pins (Long)*	ST4-21H	50239	0,26
ReadySet Staple Guide Block for RSC187 (yellow)	ST5-5	50016	0,06
Cam Lever Assembly (Short)	ST4-8	50243	0,04
Cam Lever Assembly (Long)*	ST4-8H	50244	0,04
Comb 125/187 (Green)	ST4-16	50248	0,04
Comb 62/125 (Yellow)	ST5-16	54010	0,04

*NOTE: ST3-15-6 Clamp Bar, ST4-21H Anvil with Dowel Pins (Long) and ST4-8H Cam Lever Assembly (Long) are for multiple stage C187 tools that are six (6) inches or longer. For single stage C187 tools, order ST4-21 Anvil with Dowel Pins (Short) and the ST4-8 Cam Lever Assembly (Short).



MEGALLOY® STAPLE FASTENERS

MEGALLOY® FASTENERS

(Includes 16-6" fastener strips with staples. Hinge pins not included)

ORDERING NUMBER	ITEM CODE	WT. KGS.
125MA	50270	0,8
187MA	50272	1,1



EXTRA STAPLES FOR MEGALLOY® FASTENERS

FOR FASTENER NUMBER	ORDERING NUMBER	ITEM CODE	BOX QTY.	WT. KGS.
125	S125	50144	990	0,4
187	S187	50146	990	0,4

NOTE: When ordering MegAlloy® Fasteners or bulk ordering lacing with special staple lengths, you must use a green guide block (ST4-5, #50240) with your installation tool. When using loose staples you can order a staple dispenser to speed your installation of this product.

INSTALLATION TOOLS STAPLE DISPENSER

ORDERING NUMBER	ITEM CODE	WT. KGS.	FOR SIZE
C150	50025	0,5	125 & 187

REPLACEMENT PARTS FOR ALLIGATOR® C187 INSTALLATION TOOL


DESCRIPTION	ORDERING NUMBER	ITEM CODE	WT. KGS.
Staple Guide Block -Green*	ST4-5	50240	0,09

*For MegAlloy® only

Stock Items (non-shaded)

Made To Order Items (shaded) extended lead time, minimum order may apply.

Special Metals and Special Length Cards are available. Request quote for price and delivery.



How Alligator® Rivet Fasteners Work

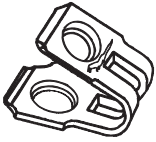
The Alligator® Rivet Fastener system uses the self-setting rivet technology that Flexco developed for the underground mining market. The patented rivets work between the carcass fibers, without severing them, leaving the entire belt carcass intact. The fasteners and rivets of this system are constructed from durable, abrasion-resistant stainless steel for long life. Because the rivets are self-setting,

fasteners are installed quickly from the top side of the belt. Rivets are driven through the fastener plates and the belt, passing between the carcass fibers. The specially-shaped head of each pilot nail works in conjunction with the application tool's anvil plate to set the rivets.

Applications	Installation Method	What You Need for Installation
Hay Baling	Fasteners are installed in one simple procedure with self-setting rivets, using a portable fixture and hammer.	<ul style="list-style-type: none"> • Fasteners • Rivets • Hinge Pin • Installation Tool • .45 kg. Hammer
How to Specify the Correct Alligator® Rivet Fastener	Fastener Metal Selection	Hinge Pin Selection
Fits most round hay balers. Contact Customer Service for more information.	Stainless Steel, Type 300 Series Stainless Steel.	Steel Corrugated - the standard metal pin. Corrugations retain pin within the splice. Stainless Steel Spring Wire - resists wear and corrosion.

Alligator® Rivet Fastener Selection Chart

Operating Tension Range	Belt Thickness Range	Pulley Diameter	Approx. Hinge Pin Diameter
kN/m	mm	mm	mm
52	3,2,- 5,6	90	3,6



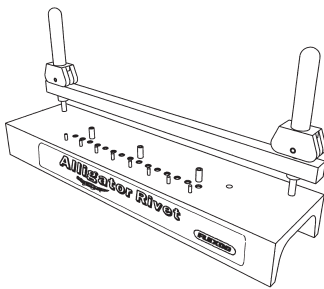
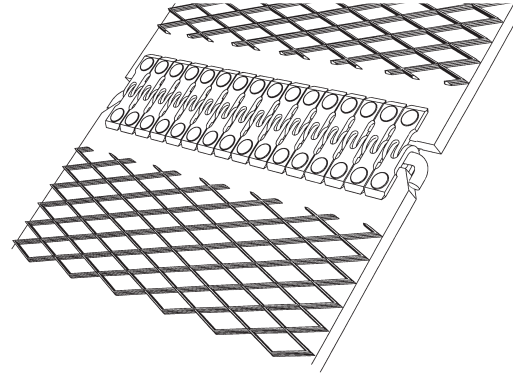
Alligator® Rivet Fasteners

FASTENERS

(300 SERIES STAINLESS PLATES)

BELT WIDTH	ORDERING NUMBER	ITEM CODE	UNIT OF MEASURE
mm	WITH STEEL CORRUGATED HEAT-TREATED HINGE PINS		
100	ARJ4/100	15000	Package
150	ARJ6/150	14983	Package
175	ARJ7/175-6STS	14971	Package
175	ARJ7/175	15001	Package
250	ARJ10/250	15002	Package
350	ARJ14/350	15003	Package

NOTE: Each package includes fasteners, rivets and hinge pins for 2 complete splices.



HAND APPLICATOR TOOL

DESCRIPTION	ORDERING NUMBER	ITEM CODE	WT. KGS.
175 mm Installation Tool	ART-7	15004	3,1
350 mm Installation Tool	ART-14	15005	4,5



MULTIPLE RIVET INSTALLATION TOOL

Includes tool with guide block, pneumatic punch and hand punch

DESCRIPTION	ORDERING NUMBER	ITEM CODE	WT. KGS.
175 mm Installation Kit	MART-7	15025	4,10
REPLACEMENT PARTS			
Pneumatic Punch	AR1P	15027	0,09

NOTE: When using the pneumatic punch, air pressure not to exceed 85 psi.

COMPLETE TOOL KITS - HAND APPLICATOR TOOL

Each kit includes an Installation Tool, Belt Hand Skiver, 1 lb. Hammer, and 2 packages of Alligator Rivet Fasteners. Packaged in a durable plastic tool box.

DESCRIPTION	ORDERING NUMBER	ITEM CODE	WT. KGS.
175 mm Installation Kit	ARTK-7	15006	6,5
350 mm Installation Kit	ARTK-14	15015	8,3

COMPLETE TOOL KITS - MULTIPLE RIVET INSTALLATION TOOL

Each kit includes a multiple rivet installation tool, guide block with screws, two pneumatic punches, hand punch and air hammer. Packaged in a durable plastic tool box.

DESCRIPTION	ORDERING NUMBER	ITEM CODE	WT. KGS.
175 mm Installation Kit	MARTK-7	15032	7,4
350 mm Installation Kit	MARTK-14	15033	8,9

NOTE: When using the pneumatic punch, air pressure not to exceed 85 psi.

Stock Items (non-shaded)

Made To Order Items (shaded) extended lead time, minimum order may apply.

Special Metals and Special Length Cards are available. Request quote for price and delivery.

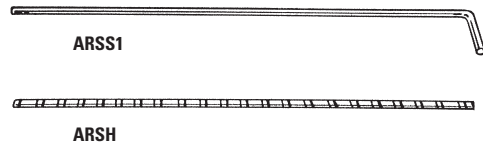
Alligator® Rivet Fasteners



REPLACEMENT HINGE PINS

BELT WIDTH	ORDERING NUMBER	ITEM CODE	QTY. PKG.	ORDERING NUMBER	ITEM CODE	QTY. PKG.
mm	ARSH STEEL CORRUGATED HEAT-TREATED HINGE PIN			ARSS1 300 SERIES STAINLESS SPRING WIRE PIN		
100	ARSH4/100	14990	9	ARSS1-4/100	15007	9
150	ARSH6/150	14991	8	ARSS1-6/150	15017	8
175	ARSH7/175	14992	8	ARSS1-7/175	15008	8
250	ARSH10/250	14993	4	ARSS1-10/250	15009	4
350	ARSH14/350	14994	4	ARSS1-14/350	15010	4

NOTE: For nylon covered hinge pins, NC1 or NCS1, see page 50.



TOOL REPLACEMENT PARTS

DESCRIPTION	ORDERING NUMBER	ITEM CODE	WT. KGS.
Cam Lever Spring	ST5-3	50015	0,04



EXTRA RIVETS (TYPE 430)

DESCRIPTION	ORDERING NUMBER	ITEM CODE
15/PKG.	AR3-15	15011


ALLIGATOR® BELT GRINDER

ORDERING NUMBER	ITEM CODE	WT. KGS.
RB-1	30867	0,3




BALER BELT SKIVER

DESCRIPTION	ORDERING NUMBER	ITEM CODE
Baler Belt Skiver	SKIVER-BALERBELT-7IN	04989



REPLACEMENT PARTS

DESCRIPTION	ORDERING NUMBER	ITEM CODE
5 Replacement Blades	BLADE-KIT-5-BALER-SKIVER	04990
5 Replacement Shims	SHIM-KIT-5-BALER-SKIVER	04991
Bench Mounting Kit	BENCH-MOUNT-KIT-BALER-SKIVER	04994



How Alligator® Plastic Rivet Fasteners Work

The Alligator® Plastic Rivet Fasteners were developed to bring the many advantages of mechanical belt fasteners to those applications where metal belt fasteners could not be used. They are external, cover-mounted fasteners employing a one-piece, integrated design with rivets molded into the top plates of the fasteners. These rivets pass through pre-punched holes and are formed over through our Spin-Set™ technology, compressing the fastener plates and finishing the splice.

Applications	Installation Method	What You Need for Installation
<ul style="list-style-type: none"> • Baggage Handling • Food Processing • X-Ray Equipment • Pharmaceutical • Indexing Conveyors • Mail Sortation 	<p>Alligator® Plastic Rivet</p> <p>Pass through pre-punched holes and are Spin-Set™, compressing the fastener plates and finishing the splice.</p>	<p>Alligator® Plastic Rivet</p> <ul style="list-style-type: none"> • Fasteners • Hinge Pin • Belt Punch • Templet • Curling Bit • Comb Assembly • MDT-1 • Installation Tool
How to Specify the Correct Alligator® Non-Metallic Fastener	Fastener Selection	Hinge Pin Selection
<ol style="list-style-type: none"> 1, Determine Belt Tension (PIW), 2, Measure your Belt Thickness, 3, Measure the Diameter of the Smallest Pulley in your Drive with Belt Wrap more than 90°, 4, Choose the fastener size that is appropriate for your specifications in the selection chart below, 	<p>Alligator® Plastic Rivet</p> <p>Nylon.</p>	<p>Alligator® Plastic Rivet</p> <p>Nylon.</p>

Alligator® Plastic Rivet Fastener Selection Chart

Fastener Size	For Belts With Mechanical Fastener Ratings Up To:	Belt Thickness Range	Recommended Minimum Pulley Diameter	Approx, Hinge Pin Diameter
	kN/m	mm	mm	mm
APF-100	7,5	-2,4	40	2,5
APF-150	10,0	1,6- 3,2	75	3,5

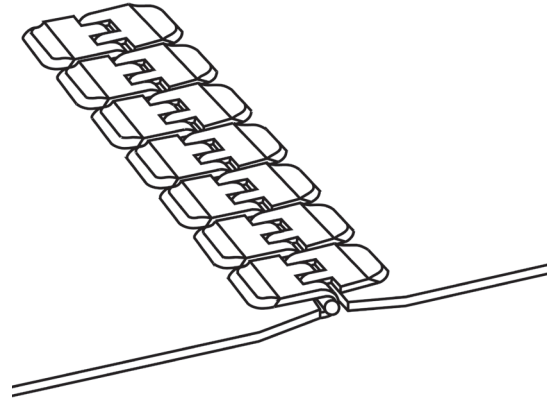


PLASTIC RIVET

FASTENERS - 100 pcs

Includes Fasteners & Hinge Pin to make one splice.

	BELT WIDTH (mm)	DESCRIPTION	ORDERING NUMBER	ITEM CODE	WT. KGS.
100	1200	White	APF100W-100	80014	0,2
	1200	Black	APF100B-100	80018	0,2
	1200	Blue	APF100BLUE-100	80024	0,2
150	1200	White	APF150W-100	80012	0,4
	1200	Black	APF150B-100	80016	0,4
	1200	Blue	APF150BLUE-100	80027	0,4



BULK FASTENERS

Recloseable plastic pail contains 500 fasteners - no Hinge Pins.

	DESCRIPTION	ORDERING NUMBER	ITEM CODE	WT. KGS.
100	White	APF100W-500	80019	0,61
	Black	APF100B-500	80021	0,61
150	White	APF150W-500	80020	0,97
	Black	APF150B-500	80022	0,97




BULK FASTENERS

 **Stock Items** (non-shaded)

 **Made To Order Items** (shaded) extended lead time, minimum order may apply.

Special Metals and **Special Length** Cards are available. Request quote for price and delivery.



Alligator® Non-Metallic Fasteners

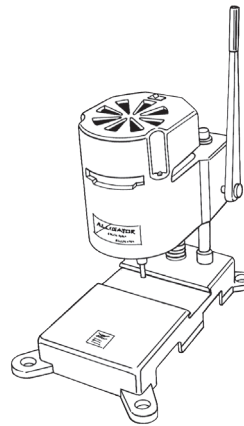
INSTALLATION TOOLS

MOTOR DRIVEN INSTALLATION TOOL

(Required for Installation)

Does not include Comb Assembly or Temple. Purchase separately.

VOLTAGE	ORDERING NUMBER	ITEM CODE	WT. KGS.
220V-50 Cycle	MDT220-1	80111	15,8

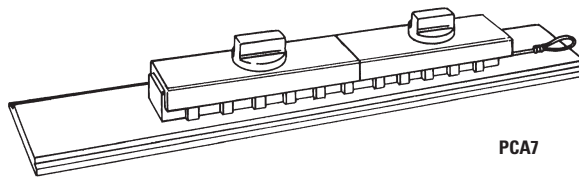


MDT-1

COMB ASSEMBLY (Required for Installation)

Includes Gauge Pin

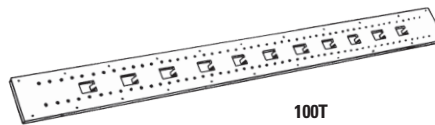
LENGTH mm	ORDERING NUMBER	ITEM CODE	WT. KGS.
600	PCA7-600	80100	4,0



PCA7

TEMPLETS

LENGTH (mm)	ORDERING NUMBER	ITEM CODE	WT. KGS.
FOR APF100 FASTENERS			
600	100T-600	80043	0,6
1200	100T-1200	80045	1,1
FOR APF150 FASTENERS			
600	150T-600	80039	0,56
1200	150T-1200	80041	1,07



100T

CURLING BIT (Required for Installation)

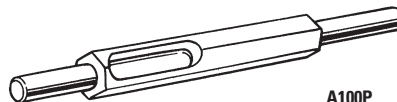
FASTENER SIZE	ORDERING NUMBER	ITEM CODE	WT. KGS.
APF100	S100B	80075	0,02
APF150	S150B	80076	0,02



S100B

BELT PUNCH

FASTENER SIZE	HOLE DIAMETER	ORDERING NUMBER	ITEM CODE	WT. KGS.
APF100	.130	A100P	80078	0,02
APF150	.156	A150P	80079	0,02



A100P

PLASTIC RIVET LUBE

ORDERING NUMBER	ITEM CODE	WT. LBS	PKG. QTY.
PRL4	80090	0,17	1

Stock Items (non-shaded)

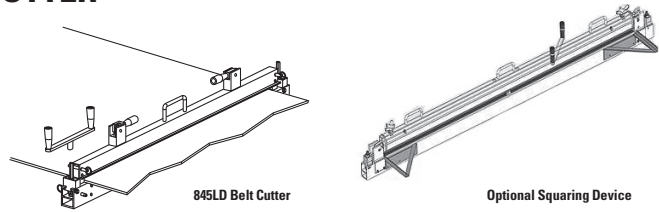
Made To Order Items (shaded) extended lead time, minimum order may apply.

Special Metals and **Special Length** Cards are available. Request quote for price and delivery.

Light-Duty Belt Maintenance Tools

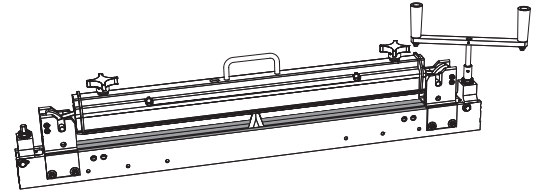
ANKER® 845LD SERIES ALUMINUM BELT CUTTER

DESCRIPTION	ORDERING NUMBER	ITEM CODE	WT. KGS.
Wrench Assembly (handle)	820/840WA	32272	0,9
Cutter Blade Kit	845-CBK	32279	0,2
Optional Squaring Device	840SD	32274	0,9



900 SERIES BELT CUTTER

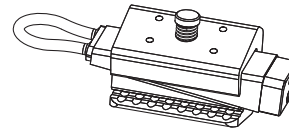
DESCRIPTION	BELT WIDTH	ORDERING NUMBER	ITEM CODE	WT. KGS.
	mm			
Cutter Complete for belts up to 38 mm	600	900924	04200	17,8
	900	900936	04143	17,8
	1200	900948	04144	21,7
	1500	900960	04145	24,4
	1800	900972	04146	27,3
	2100	900984	04147	39,0
Replacement Blade Kit		900CBK	04149	0,06



900 Series Belt Cutter

SMART CLAMP™ LIGHT-DUTY BELT CLAMPS (For Belts up to 8,0 mm thick)

DESCRIPTION	ORDERING NUMBER	ITEM CODE	WT. KGS.
Complete SmartClamp™ Set	SMARTCLAMP	04073	20,4

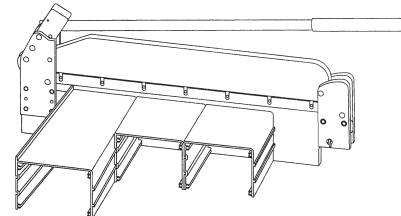


Smart Clamp™ Light-Duty Belt Clamps

350 mm BELT CUTTER

(For Belts up to 9,5 mm thick)


DESCRIPTION	BELT WIDTH	ORDERING NUMBER	ITEM CODE	WT. KGS.
	mm			
Cutter Complete	350	BC-350	03230	13,1
350 mm Replacement Blade		EK-350	03450	0,2
350 mm Replacement Nylon Block		EB-350	03451	0,09



350 mm Belt Cutter

TCJ SERIES BELT CUTTER - LAUNDRY BELTS 100 AND 150 mm

DESCRIPTION	BELT WIDTH	ORDERING NUMBER	ITEM CODE	WT. KGS.
	mm			
Cutter 100	100	TCJ-100	00431	1,28
Cutter 150	150	TCJ-150	16735	3,28
Spare Blades		TCJ-EK-5	00432	0,001



TCJ Series Belt Cutter

TC SERIES BELT CUTTER - LAUNDRY BELTS 50 mm

DESCRIPTION	BELT WIDTH	ORDERING NUMBER	ITEM CODE	WT. KGS.
	mm			
Cutter 50	50	TC-50	04122	0,38
Spare Blades	50	EK-TC50	00425	0,05



TC Series Belt Cutter

Light-Duty Belt Maintenance Tools

LASER BELT SQUARE

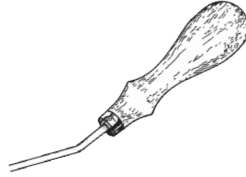
DESCRIPTION	ITEM CODE
Laser Belt Square	04305



Laser Belt Square

ROUGH-TOP BELT SKIVER

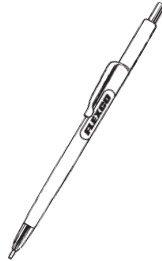
DESCRIPTION/ ORDERING NO.	ITEM CODE	WT. KGS.
RTBS Rough Top Skiver	03239	0,1



SILVER INK BELT MARKING PEN

Sold Individually

DESCRIPTION/ ORDERING NO.	ITEM CODE	WT. KGS.
M-4	01350	0,04



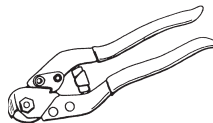
ALLIGATOR® BELT GRINDER

ORDERING NUMBER	ITEM CODE	WT. KGS.
RB-1	30867	0,3



ALLIGATOR® HINGE PIN CUTTER

ORDERING NUMBER	ITEM CODE	WT. KGS.
APC-1	50004	0,2



BELT NIPPERS


ORDERING NUMBER	ITEM CODE	WT. KGS.
BN-1	50003	0,3



 Stock Items (non-shaded)

 Made To Order Items (shaded) extended lead time, minimum order may apply.

Special Metals and Special Length Cards are available. Request quote for price and delivery.



FGP Food Grade Precleaner General Information

The FGP Food Grade Precleaner from Flexco is easy to install, easy to maintain, and disassembles in a snap for regular cleaning and sanitization. The FGP Precleaner works on any belt from 100 mm to 1500 mm and the blade is available in both white and blue FDA approved food grade material.

Features and Benefits

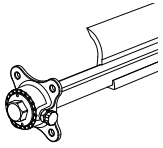
- Made of FDA approved materials for use in food applications.
- Certified by USDA for use in meat, poultry and dairy operations.
- Compliant with EU 1934/2004 food contact requirements.
- Simple design limits crevices and opportunities for bacteria growth.
- Snap on/off blade for ease of cleaning and blade replacement.
- Minimal hardware so installation, tensioning, and blade replacement are easy.
- Easily tensioned to minimize blade wear, eliminate belt damage, and maximize cleanability.
- Available in standard blade widths from 300 mm to 1500 mm. Can be cut to size.
- C-dimension gauge ensures proper pole location for optimal cleaning.
- Compatible with endless as well as mechanical splices.

Specifications:

<ul style="list-style-type: none"> • Temperature Range UHMW: -29°C to 60°C Dual Durometer: 0°C to 60°C 	<ul style="list-style-type: none"> • Blade Height 76 mm 	<ul style="list-style-type: none"> • Blade Hardness UHMW: 63D Shore Hardness Urethane: 33D Shore Hardness 	<ul style="list-style-type: none"> • Blade Material Food-grade UHMW, UHMW with Stainless Steel, or Urethane with PVC
<ul style="list-style-type: none"> • Pulley Diameter Range 50 mm to 267 mm 	<ul style="list-style-type: none"> • Blade Width Range 102-1524 mm 	<ul style="list-style-type: none"> • Pole/Mounting Material 304 Stainless Steel 	
<ul style="list-style-type: none"> • Blade Height 76 mm 			

How to choose the correct size blade for your conveyor:

- 1, Measure your belt width.
- 2, Choose the Blade Width that corresponds to your belt width.
- 3, Measure your conveyor width.
- 4, Verify the Maximum Conveyor Width shown in the selection chart is larger than your conveyor width. If your conveyor width is larger than the maximum width shown, choose the next larger blade width that accommodates your conveyor width.
- 5, Blade and/or pole can be cut to users required length. Pole must be 50 mm longer than the outside width of conveyor structure at the mounting location.

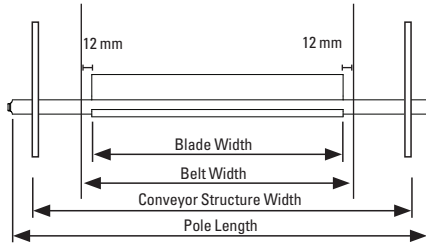


FGP Food Grade Precleaner

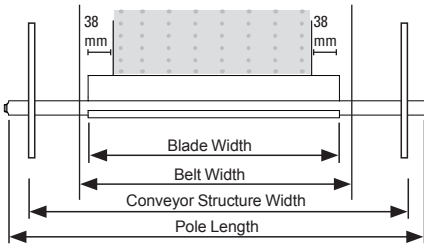
FGP FOOD GRADE PRECLEANER SPECIFICATIONS

Recommended blade width:

Belt Width Minus 25 mm



Material Path Plus 75 mm



POLE LENGTHS

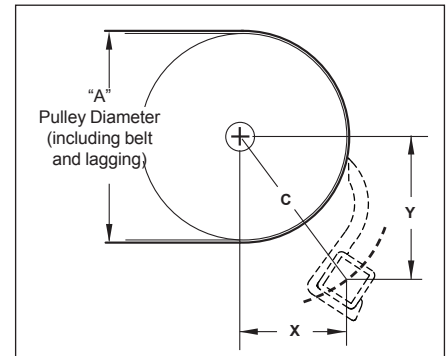
POLE LENGTH	STANDARD BLADE LENGTH	MINIMUM BLADE LENGTH	MINIMUM CONVEYOR WIDTH AT CLEANER MOUNTING LOCATION	MAXIMUM CONVEYOR WIDTH AT CLEANER MOUNTING LOCATION
mm	mm	mm	mm	mm
610	305	229	279	556
813	457	229	356	708
965	610	229	508	861
1067	762	457	660	1013
1219	914	457	813	1165
1372	1067	457	965	1318
1524	1219	457	1118	1470
1676	1372	457	1270	1623
1829	1524	457	1422	1775

POLE LOCATION

A	X	Y	C	A	X	Y	C
mm	mm	mm	mm	mm	mm	mm	mm
51	24	76	80	165	80	87	118
64	30	77	83	178	86	88	123
76	37	78	86	191	93	89	129
89	43	79	90	203	99	90	134
102	49	81	94	216	105	91	139
114	55	82	99	229	111	93	145
127	61	83	103	241	118	94	150
140	68	84	108	254	124	95	156
152	74	85	113				

A = Diameter of pulley + lagging thickness + belt thickness
 C = Centerline of pulley to centerline of cleaner pole.

POLE LOCATION SPECS

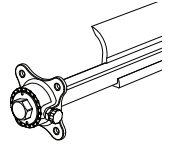


Stock Items (non-shaded)

Made To Order Items (shaded) extended lead time, minimum order may apply.

Special Metals and Special Length Cards are available. Request quote for price and delivery.

FGP Food Grade Precleaner

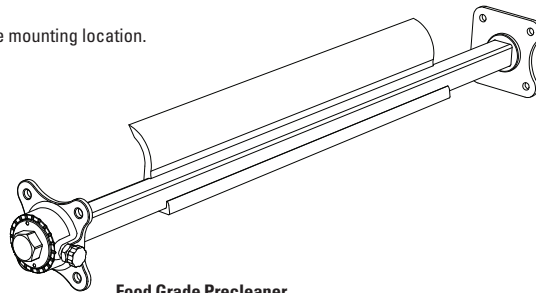


FGP FOOD GRADE PRECLEANER

BLADE WIDTH	MAXIMUM CONVEYOR WIDTH	WEIGHT	WHITE BLADE		BLUE BLADE		BLUE METAL DETECTABLE BLADE		BLUE DUAL DUROMETER BLADE	
			ORDERING NUMBER	ITEM CODE	ORDERING NUMBER	ITEM CODE	ORDERING NUMBER	ITEM CODE	ORDERING NUMBER	ITEM CODE
300	559	3,0	FGP-W3-12	56009	FGP-BL3-12	56000	FGP-MD3-12	56027	FGP-MDDD3-12	56018
450	711	3,5	FGP-W3-18	56010	FGP-BL3-18	56001	FGP-MD3-18	56028	FGP-MDDD3-18	56019
600	864	3,9	FGP-W3-24	56011	FGP-BL3-24	56002	FGP-MD3-24	56029	FGP-MDDD3-24	56020
750	1016	4,3	FGP-W3-30	56012	FGP-BL3-30	56003	FGP-MD3-30	56030	FGP-MDDD3-30	56021
900	1168	4,8	FGP-W3-36	56013	FGP-BL3-36	56004	FGP-MD3-36	56031	FGP-MDDD3-36	56022
1000	1321	5,2	FGP-W3-42	56014	FGP-BL3-42	56005	FGP-MD3-42	56032	FGP-MDDD3-42	56023
1200	1473	5,6	FGP-W3-48	56015	FGP-BL3-48	56006	FGP-MD3-48	56033	FGP-MDDD3-48	56024
1350	1626	6,0	FGP-W3-54	56016	FGP-BL3-54	56007	FGP-MD3-54	56034	FGP-MDDD3-54	56025
1500	1778	6,4	FGP-W3-60	56017	FGP-BL3-60	56008	FGP-MD3-60	56035	FGP-MDDD3-60	56026

Product Notes:

- Pole length = blade length + 300 mm on standard cleaners.
- Blade and/or pole can be cut to users required length.
- Pole must be 50 mm longer than the outside width of the conveyor structure at the mounting location.

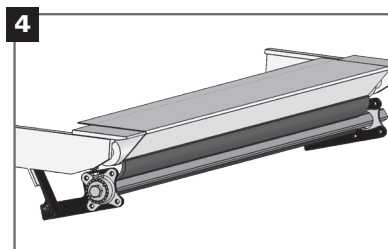
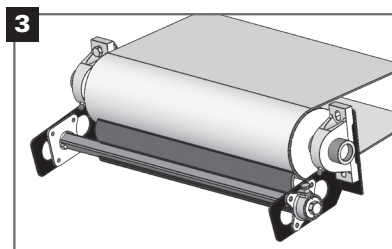
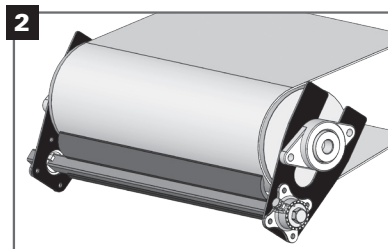



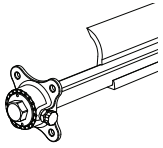
Food Grade Precleaner

FGP OPTIONAL MOUNTING BRACKETS

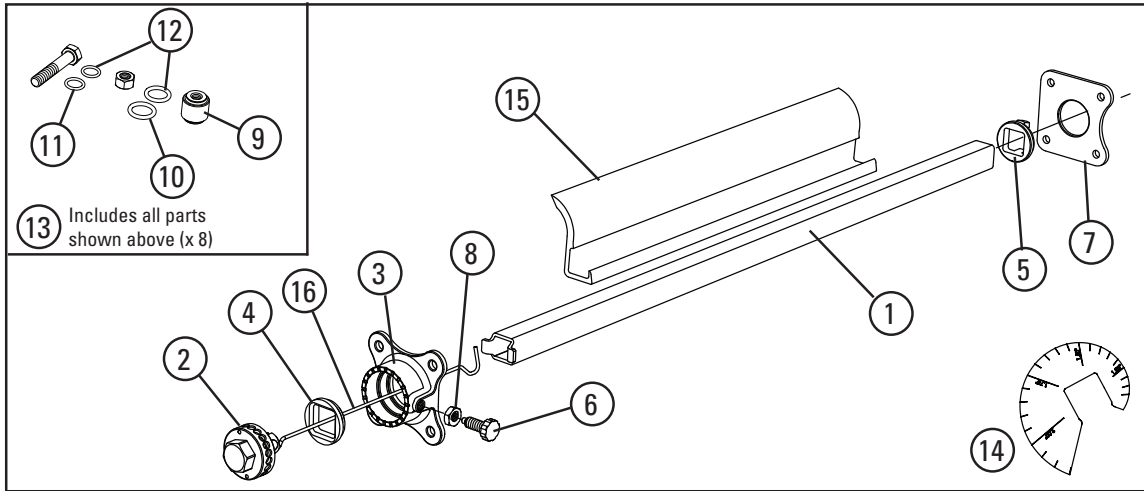
(BOLT OR WELD)

	DESCRIPTION	ORDERING NUMBER	ITEM CODE	WT. KGS.
1	Frame Mount	FGP-MOUNT-FRAME	56585	0,1
2	Flange Bearing Mount	FGP-MOUNT-FLANGE-BEARING	56586	0,1
3	Base Bearing Mount	FGP-MOUNT-BASE-BEARING	56587	0,1
4	Two-Piece Mount	FGP-MOUNT-TWO-PIECE	56588	0,1





FGP Food Grade Precleaner



FGP FOOD GRADE PRECLEANER REPLACEMENT PARTS

REF	DESCRIPTION	ORDERING NUMBER	ITEM CODE	WT. KGS.
1	610 mm Pole	FGPL-24/610	56503	1,2
	762 mm Pole	FGPL-30/762	56504	1,5
	914 mm Pole	FGPL-36/914	56505	1,8
	1067 mm Pole	FGPL-42/1067	56506	2,1
	1219 mm Pole	FGPL-48/1219	56507	2,4
	1372 mm Pole	FGPL-54/1372	56508	2,8
	1524 mm Pole	FGPL-60/1524	56509	3,1
	1676 mm Pole	FGPL-66/1676	56510	3,4
1829 mm Pole	FGPL-72/1829	56511	3,7	
2	Torsion Hub Assembly	FGTHUB	56519	0,2
3	Torsion Housing	FGTHSG	56520	0,3
4	Torsion Bushing	FGTBSG	56521	0,04
5	Pole Bushing	FGPBSG	56522	0,04
6	Thumb Screw	FGPIN	56523	0,04
7	End Plate	FGENDPLT	56524	0,2
8	Jam/Locking Nut	FGHEXNUT	56525	0,04
9	Standoff Kit (8 pc)	FGSTNDOFFKIT/8	56526	0,2
	Standoff (1 pc)	FGSTNDOFFKIT/1	56529	0,04
10	Large O-ring (1 pc)	FGO-RGKIT/1	56530	0,04
11	Small O-ring (1 pc)	FGO-RSM/1	56567	0,1
12	O-ring Kit (16 pcs. ea. Items 10 & 11)	FGO-RGKIT/16	56528	0,04
13	Hardware Kit	FGHRDWRKIT	56527	0,4
14	"C" Dimension Gauge	FG-C-GAUGE	56568	0,1

FGP FOOD GRADE PRECLEANER REPLACEMENT SPRINGS

REF	DESCRIPTION	ORDERING NUMBER	ITEM CODE	WT. KGS.
16	Torsion Spring 152 mm to 305 mm Blades	FGTS-20/500	56500	0,04
	Torsion Spring 330 mm to 610 mm Blades	FGTS-36/900	56501	0,04
	Torsion Spring 635 mm to 1219 mm Blades	FGTS-60/1500	56502	0,04
	Torsion Spring 1245 mm to 1524 mm Blades	FGTS-XL	56577	0,2


FGP FOOD GRADE PRECLEANER REPLACEMENT BLADES

REF	DESCRIPTION	ORDERING NUMBER	ITEM CODE	WT. KGS.
15	305 mm Blue Blade	FGB-BL3-12/305	56531	0,2
	457 mm Blue Blade	FGB-BL3-18/457	56532	0,3
	610 mm Blue Blade	FGB-BL3-24/610	56533	0,4
	762 mm Blue Blade	FGB-BL3-30/762	56534	0,5
	914 mm Blue Blade	FGB-BL3-36/914	56535	0,6
	1067 mm Blue Blade	FGB-BL3-42/1067	56536	0,7
	1219 mm Blue Blade	FGB-BL3-48/1219	56537	0,8
	1372 mm Blue Blade	FGB-BL3-54/1372	56538	0,9
	1524 mm Blue Blade	FGB-BL3-60/1524	56539	1,0
	305 mm White Blade	FGB-W3-12/305	56540	0,2
	457 mm White Blade	FGB-W3-18/457	56541	0,3
	610 mm White Blade	FGB-W3-24/610	56542	0,4
	762 mm White Blade	FGB-W3-30/762	56543	0,5
	914 mm White Blade	FGB-W3-36/914	56544	0,6
	1067 mm White Blade	FGB-W3-42/1067	56545	0,7
	1219 mm White Blade	FGB-W3-48/1219	56546	0,8
	1372 mm White Blade	FGB-W3-54/1372	56547	0,9
	1524 mm White Blade	FGB-W3-60/1524	56548	1,0
	305 mm Metal Detectable Blade	FGB-MD3-12/305	56558	0,2
	457 mm Metal Detectable Blade	FGB-MD3-18/457	56559	0,3
	610 mm Metal Detectable Blade	FGB-MD3-24/610	56560	0,4
	762 mm Metal Detectable Blade	FGB-MD3-30/762	56561	0,5
	914 mm Metal Detectable Blade	FGB-MD3-36/914	56562	0,6
	1067 mm Metal Detectable Blade	FGB-MD3-42/1067	56563	0,7
	1219 mm Metal Detectable Blade	FGB-MD3-48/1219	56564	0,8
	1372 mm Metal Detectable Blade	FGB-MD3-54/1372	56565	0,9
	1524 mm Metal Detectable Blade	FGB-MD3-60/1524	56566	1,0
	305 mm Dual Durometer Blade	FGB-MDDD3-12/305	56549	0,2
457 mm Dual Durometer Blade	FGB-MDDD3-18/457	56550	0,3	
610 mm Dual Durometer Blade	FGB-MDDD3-24/610	56551	0,4	
762 mm Dual Durometer Blade	FGB-MDDD3-30/762	56552	0,5	
914 mm Dual Durometer Blade	FGB-MDDD3-36/914	56553	0,6	
1067 mm Dual Durometer Blade	FGB-MDDD3-42/1067	56554	0,7	
1219 mm Dual Durometer Blade	FGB-MDDD3-48/1219	56555	0,8	
1372 mm Dual Durometer Blade	FGB-MDDD3-54/1372	56556	0,9	
1524 mm Dual Durometer Blade	FGB-MDDD3-60/1524	56557	1,0	

Stock Items (non-shaded)

Made To Order Items (shaded) extended lead time, minimum order may apply.

Special Metals and Special Length Cards are available. Request quote for price and delivery.



FGS Food Grade Secondary Cleaner General Information

The FGS Food Grade Secondary Cleaner from Flexco is easy to install, easy to maintain, and disassembles in a snap for regular cleaning and sanitization. The FGS Secondary Cleaner works on any belt from 300 mm to 1828 mm and the blade is available in both white and blue FDA approved food grade material.

Features and Benefits

- Made of FDA approved materials for use in food applications.
- Verified by BISSC for use in industrial baking operations.
- Compliant with EU 1934/2004 food contact requirements.
- Simple design limits crevices and opportunities for bacteria growth.
- Snap on/off blade for ease of cleaning and blade replacement.
- Minimal hardware so installation, tensioning, and blade replacement are easy.
- Easily tensioned to minimize blade wear, eliminate belt damage, and maximize cleanability.
- Available in standard blade widths from 305 mm to 1829 mm. Can be cut to size.
- Installation gauge ensures proper pole location for optimal cleaning.
- Compatible with endless as well as mechanical splices.
- Includes installation side plates, standoffs and necessary hardware.
- Available with dual tensioners for cleaners with blades above 1220 mm.

Specifications:

<ul style="list-style-type: none"> • Temperature Range UHMW: -29°C to 60°C Dual Durometer: 0°C to 60°C 	<ul style="list-style-type: none"> • Blade Height UHMW: 50 mm Dual Durometer: 76 mm • Blade Length Range 305 mm to 1829 mm 	<ul style="list-style-type: none"> • Cleaner Construction Material Solid 304 Stainless Steel • Blade Hardness UHMW: 63D Shore Hardness Urethane: 85A Shore Hardness 	<ul style="list-style-type: none"> • Blade Material Food-grade UHMW, UHMW with Stainless Steel, or Urethane with PVC
--	--	---	--

How to choose the correct size Cleaner for your conveyor:

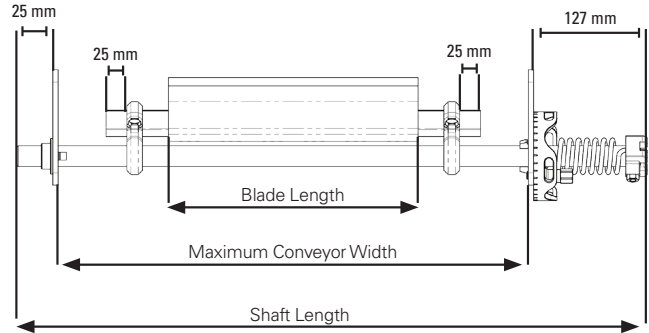
1. Measure your belt width.
2. Choose the Blade Length that corresponds to your belt width.
3. Measure your conveyor outside to outside width.
4. Verify the Maximum Conveyor Width shown in the selection chart is larger than your outside to outside conveyor width. If your conveyor width is larger than the maximum width shown, choose the next larger Blade Length that accommodates your conveyor width.
5. Blade, blade support bar, and shaft can be cut to users required length. Shaft must be 150 mm longer than the outside width of conveyor structure at the mounting location. For cleaners that are 1372 mm, shaft must be 305 mm longer than the outside width of the conveyor structure at the mounting location.

FGS Food Grade Secondary Cleaner

FGS FOOD GRADE SECONDARY CLEANER SPECIFICATIONS

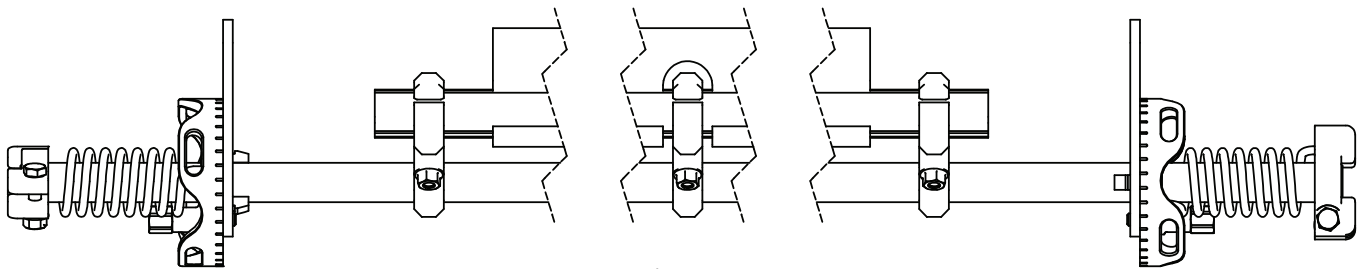
BLADE LENGTHS

BLADE LENGTH	SUPPORT BAR LENGTH	MAXIMUM CONVEYOR WIDTH
mm	mm	mm
305	381	508
457	533	660
610	686	813
762	838	965
914	991	1118
1067	1143	1270
1219	1295	1422
1372	1448	1626
1524	1600	1778
1676	1753	1930
1829	1905	2083

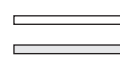



FGS FOOD GRADE SECONDARY CLEANER

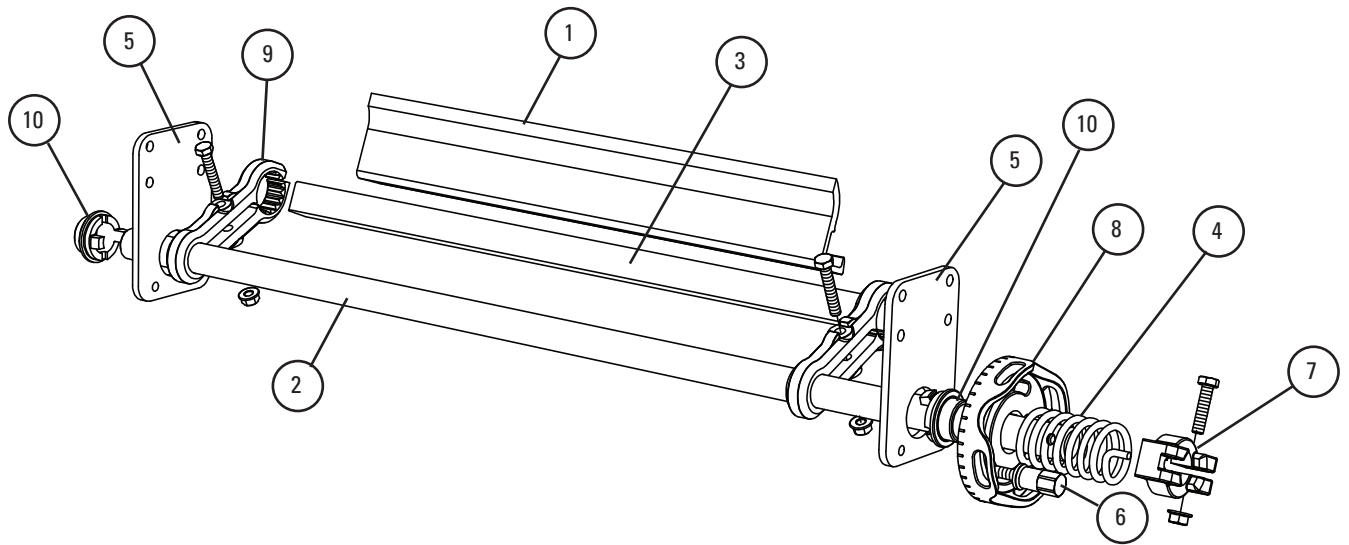
BLADE LENGTH	MAXIMUM CONVEYOR WIDTH	WHITE BLADE		BLUE BLADE		BLUE METAL DETECTABLE BLADE		BLUE DUAL DUROMETER BLADE ²	
		Ordering Number	Item Code	Ordering Number	Item Code	Ordering Number	Item Code	Ordering Number	Item Code
305	508	FGS-W2-12	57020	FGS-BL2-12	57000	FGS-MD2-12	57040	FGS-MDDD3-12	57060
457	660	FGS-W2-18	57021	FGS-BL2-18	57001	FGS-MD2-18	57041	FGS-MDDD3-18	57061
610	813	FGS-W2-24	57022	FGS-BL2-24	57002	FGS-MD2-24	57042	FGS-MDDD3-24	57062
762	965	FGS-W2-30	57023	FGS-BL2-30	57003	FGS-MD2-30	57043	FGS-MDDD3-30	57063
914	1118	FGS-W2-36	57024	FGS-BL2-36	57004	FGS-MD2-36	57044	FGS-MDDD3-36	57064
1067	1270	FGS-W2-42	57025	FGS-BL2-42	57005	FGS-MD2-42	57045	FGS-MDDD3-42	57065
1219	1422	FGS-W2-48	57026	FGS-BL2-48	57006	FGS-MD2-48	57046	FGS-MDDD3-48	57066
1372	1626	FGS-W2-54	57027	FGS-BL2-54	57007	FGS-MD2-54	57047	FGS-MDDD3-54	57067
1524	1778	FGS-W2-60	57028	FGS-BL2-60	57008	FGS-MD2-60	57048	FGS-MDDD3-60	57068
1676	1930	FGS-W2-66	57029	FGS-BL2-66	57009	FGS-MD2-66	57049	FGS-MDDD3-66	57069
1829	2083	FGS-W2-72	57030	FGS-BL2-72	57010	FGS-MD2-72	57050	FGS-MDDD3-72	57070



1372 mm thru 1829 mm
Length Cleaners
2x Tensioning Components
3 Swing Arms w/ Slotted Blades


Stock Items (non-shaded)

Made To Order Items (shaded) extended lead time, minimum order may apply.
Special Metals and **Special Length** Cards are available. Request quote for price and delivery.

FGS Food Grade Secondary Cleaner



FGS FOOD GRADE SECONDARY CLEANER REPLACEMENT BLADES

REF	DESCRIPTION	ORDERING NUMBER	ITEM CODE	WT. LBS.
	12" (305 mm) Blue Blade	FGB-BL2-12/305 RPL BLADE BLUE	57100	0.3
	18" (457 mm) Blue Blade	FGB-BL2-18/457 RPL BLADE BLUE	57101	0.4
	24" (610 mm) Blue Blade	FGB-BL2-24/610 RPL BLADE BLUE	57102	0.6
	30" (762 mm) Blue Blade	FGB-BL2-30/762 RPL BLADE BLUE	57103	0.8
	36" (914 mm) Blue Blade	FGB-BL2-36/914 RPL BLADE BLUE	57104	0.9
	42" (1067 mm) Blue Blade	FGB-BL2-42/1067 RPL BLADE BLUE	57105	1.1
	48" (1219 mm) Blue Blade	FGB-BL2-48/1219 RPL BLADE BLUE	57106	1.2
	54" (1372 mm) Blue Blade	FGB-BL2-54/1372 RPL BLADE BLUE	57107	1.4
	60" (1524 mm) Blue Blade	FGB-BL2-60/1524 RPL BLADE BLUE	57108	1.6
	66" (1676 mm) Blue Blade	FGB-BL2-66/1676 RPL BLADE BLUE	57109	1.8
	72" (1829 mm) Blue Blade	FGB-BL2-72/1828 RPL BLADE BLUE	57110	2.0
	12" (305 mm) White Blade	FGB-W2-12/305 RPL BLADE WHT	57120	0.3
	18" (457 mm) White Blade	FGB-W2-18/457 RPL BLADE WHT	57121	0.4
	24" (610 mm) White Blade	FGB-W2-24/610 RPL BLADE WHT	57122	0.6
	30" (762 mm) White Blade	FGB-W2-30/762 RPL BLADE WHT	57123	0.8
	36" (914 mm) White Blade	FGB-W2-36/914 RPL BLADE WHT	57124	0.9
	42" (1067 mm) White Blade	FGB-W2-42/1067 RPL BLADE WHT	57125	1.1
	48" (1219 mm) White Blade	FGB-W2-48/1219 RPL BLADE WHT	57126	1.2
	54" (1372 mm) White Blade	FGB-W2-54/1372 RPL BLADE WHT	57127	1.4
	60" (1524 mm) White Blade	FGB-W2-60/1524 RPL BLADE WHT	57128	1.6
	66" (1676 mm) White Blade	FGB-W2-66/1676 RPL BLADE WHT	57129	1.8
1	72" (1829 mm) White Blade	FGB-W2-72/1828 RPL BLADE WHT	57130	2.0
	12" (305 mm) Metal Detectable Blade	FGB-MD2-12/305 RPL BLD MTL DT	57140	0.3
	18" (457 mm) Metal Detectable Blade	FGB-MD2-18/457 RPL BLD MTL DT	57141	0.4
	24" (610 mm) Metal Detectable Blade	FGB-MD2-24/610 RPL BLD MTL DT	57142	0.6
	30" (762 mm) Metal Detectable Blade	FGB-MD2-30/762 RPL BLD MTL DT	57143	0.8
	36" (914 mm) Metal Detectable Blade	FGB-MD2-36/914 RPL BLD MTL DT	57144	0.9
	42" (1067 mm) Metal Detectable Blade	FGB-MD2-42/1067 RPL BLD MTL DT	57145	1.1
	48" (1219 mm) Metal Detectable Blade	FGB-MD2-48/1219 RPL BLD MTL DT	57146	1.2
	54" (1372 mm) Metal Detectable Blade	FGB-MD2-54/1372 RPL BLD MTL DT	57147	1.4
	60" (1524 mm) Metal Detectable Blade	FGB-MD2-60/1524 RPL BLD MTL DT	57148	1.6
	66" (1676 mm) Metal Detectable Blade	FGB-MD2-66/1676 RPL BLD MTL DT	57149	1.8
	72" (1829 mm) Metal Detectable Blade	FGB-MD2-72/1828 RPL BLD MTL DT	57150	2.0
	12" (305 mm) Dual Durometer Blade	FGB-MDDD3-12/305	56549	0.5
	18" (457 mm) Dual Durometer Blade	FGB-MDDD3-18/457	56550	0.7
	24" (610 mm) Dual Durometer Blade	FGB-MDDD3-24/610	56551	0.9
	30" (762 mm) Dual Durometer Blade	FGB-MDDD3-30/762	56552	1.2
	36" (914 mm) Dual Durometer Blade	FGB-MDDD3-36/914	56553	1.4
	42" (1067 mm) Dual Durometer Blade	FGB-MDDD3-42/1067	56554	1.6
	48" (1219 mm) Dual Durometer Blade	FGB-MDDD3-48/1219	56555	1.8
	54" (1372 mm) Dual Durometer Blade	FGB-MDDD3S-54/1372 RPL BLD MDDD	57173	2.1
	60" (1524 mm) Dual Durometer Blade	FGB-MDDD3S-60/1524 RPL BLD MDDD	57174	2.3
	66" (1676 mm) Dual Durometer Blade	FGB-MDDD3S-66/1676 RPL BLD MDDD	57175	2.6
	72" (1829 mm) Dual Durometer Blade	FGB-MDDD3S-72/1828 RPL BLD MDDD	57176	2.9

FGS Food Grade Secondary Cleaner

FGS FOOD GRADE SECONDARY CLEANER REPLACEMENT PARTS

REF	DESCRIPTION	ORDERING NUMBER	ITEM CODE	WT. LBS.
2	30" (762 mm) Shaft	FGS-S-30/762 REPL SHAFT	57180	6.6
	36" (914 mm) Shaft	FGS-S-36/914 REPL SHAFT	57181	8.0
	42" (1067 mm) Shaft	FGS-S-42/1067 REPL SHAFT	57182	9.3
	48" (1219 mm) Shaft	FGS-S-48/1219 REPL SHAFT	57183	10.6
	54" (1372 mm) Shaft	FGS-S-54/1372 REPL SHAFT	57184	12.0
	60" (1524 mm) Shaft	FGS-S-60/1524 REPL SHAFT	57185	13.3
	66" (1676 mm) Shaft	FGS-S-66/1676 REPL SHAFT	57186	14.6
	78" (1981 mm) Shaft	FGS-S-78/1981 REPL SHAFT	57187	17.3
	84" (2134 mm) Shaft	FGS-S-84/2134 REPL SHAFT	57188	18.6
	90" (2286 mm) Shaft	FGS-S-90/2286 REPL SHAFT	57189	20.0
	96" (2438 mm) Shaft	FGS-S-96/2438 REPL SHAFT	57190	21.3
	102" (2591 mm) Shaft	FGS-S-102/2591 REPL SHAFT	57191	22.6
	108" (2743 mm) Shaft	FGS-S-108/2743 REPL SHAFT	57192	24.0
	18" (457 mm) Blade Support Bar	FGS-B-18/457 REPL BAR	57200	1.1
	24" (610 mm) Blade Support Bar	FGS-B-24/610 REPL BAR	57201	1.4
	30" (762 mm) Blade Support Bar	FGS-B-30/762 REPL BAR	57202	1.7
	36" (914 mm) Blade Support Bar	FGS-B-36/914 REPL BAR	57203	2.0
	42" (1067 mm) Blade Support Bar	FGS-B-42/1067 REPL BAR	57204	2.4
	48" (1219 mm) Blade Support Bar	FGS-B-48/1219 REPL BAR	57205	2.8
	54" (1372 mm) Blade Support Bar	FGS-B-54/1372 REPL BAR	57206	3.1
	60" (1524 mm) Blade Support Bar	FGS-B-60/1524 REPL BAR	57207	3.4
	66" (1676 mm) Blade Support Bar	FGS-B-66/1676 REPL BAR	57208	3.8
	72" (1829 mm) Blade Support Bar	FGS-B-72/1829 REPL BAR	57209	4.1
	78" (1981 mm) Blade Support Bar	FGS-B-78/1981 REPL BAR	57210	4.5
84" (2134 mm) Blade Support Bar	FGS-B-84/2134 REPL BAR	57211	4.8	
3	90" (2286 mm) Blade Support Bar	FGS-B-90/2286 REPL BAR	57212	5.2

FGS FOOD GRADE SECONDARY CLEANER REPLACEMENT HARDWARE

REF	DESCRIPTION	ORDERING NUMBER	ITEM CODE	WT. LBS.
5	End Plate	FGS-MP MOUNTING PLATE	57250	0.5
	End Plate - Europe	FGS-EU-MP MOUNTING PLATE	57251	0.5
6	Set Bolt	FGS-PB POSITIONING BOLT	57252	0.1
7	Collar	FGS-CS SHAFT COLLAR	57253	0.2
8	Torsion Hub Plate	FGS-PP POSITIONING PLATE	57254	1.0
9	Reaction Torque Arm	FGS-TA TORQUE ARM	57255	2.0
10	Plastic Bushing	FGS-SB SNAP BUSHING	57256	0.1
	Hardware kit	FGSHWKIT REPL HARDWARE KIT	57257	1.1
	FGS-Blade-Gauge Location Gauge	FGS-BLADE-GAUGE	56743	0.1


FGS FOOD GRADE SECONDARY CLEANER REPLACEMENT SPRINGS

REF	DESCRIPTION	ORDERING NUMBER	ITEM CODE	WT. LBS.
4	Torsion Spring - Left	FGTC-L-7.5 TORSION COIL SPRING	57220	0.2
	Torsion Spring - Right	FGTC-R-7.5 TORSION COIL SPRING	57221	0.2

Stock Items (non-shaded)

Made To Order Items (shaded) extended lead time, minimum order may apply.

Special Metals and Special Length Cards are available. Request quote for price and delivery.



Light-Duty Transfer Solutions General Information

When it comes to belt-to-belt transfer of product, Flexco understands the importance of a trouble-free transition.

The Hitch Guard from Flexco is engineered to provide a smooth transition of product over the conveyor hitch. The Hitch Guard prevents small objects from becoming lodged between the belts at the hitch which can cause longitudinal conveyor belt tears, damage to conveyed products, and costly periods of unscheduled downtime.

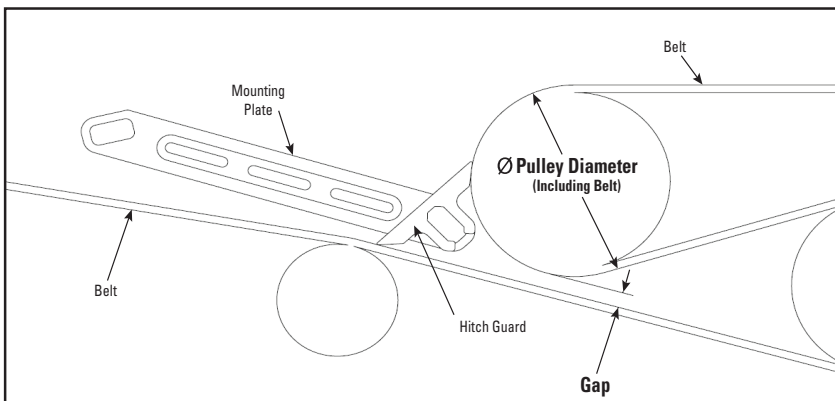
Segmented Transfer Plates offer similar protection at transition points. Designed to

accommodate belts up to 1500 mm wide, different segment lengths can be paired together to provide options for offset mounting and accommodate gaps from 100 mm to 250 mm.

Both Hitch Guards and Segmented Transfer Plates are designed for individual segments to release from the support bar, so that objects are quickly dislodged while remaining segments stay secured for continued operation.

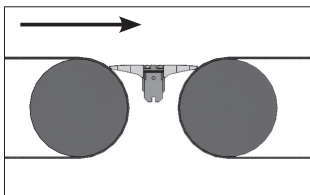
Hitch Guard Ordering Specifications:

Pulley Diameter (mm) (including belt)	63,5	76,2	88,9	101,6	114,3	127	139,7	152,4	165,1
Minimum Gap Required (mm)	20,3	12,7	2,5	0	0	0	0	0	0
Maximum Gap (mm) (mounting plate installed above belt)	40,6	35,5	30,4	25,4	20,3	15,2	10,1	5,0	0

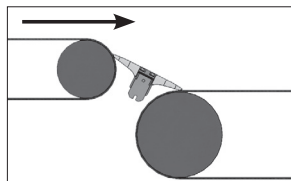


Segmented Transfer Plate Ordering Specifications:

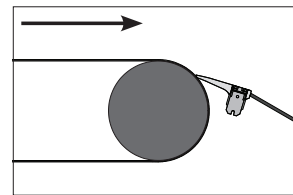
1. Specify belt width, Mounting bar is 50 mm longer than specified belt width.
2. Determine transfer size required.
3. Determine mounting bar location and if offset is required.



For horizontal to horizontal belt applications.
Measure distance between pulleys at a point 12 to 38 mm below the tops of the pulleys (including belt thickness).



For waterfall applications.
Measure distance from about 45° from the top of the upper pulley to the top point on the lower pulley.



For belt to chute or slide applications.
On pulley side, position no higher than 12 mm below the crown with bridge segment positioned roughly 3,1 to 12,7 above the top of the chute or slide back wall.

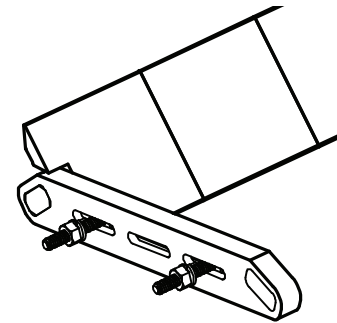
Transfer Solutions

HITCH GUARD

MAXIMUM CONVEYOR WIDTH	UNIVERSAL MOUNTING BRACKET		SCANNER EYE MOUNTING BRACKET	
	ORDERING NUMBER	ITEM CODE	ORDERING NUMBER	ITEM CODE
mm				
900	HITCHGD-V3-KIT-36IN	04442	HITCHGD-V1-KIT-36IN	04322
1050	HITCHGD-V3-KIT-42IN	04443	HITCHGD-V1-KIT-42IN	04321
1200	HITCHGD-V3-KIT-48IN	04444	HITCHGD-V1-KIT-48IN	04320
1500	HITCHGD-V3-KIT-60IN	04445	HITCHGD-V1-KIT-60IN	04319
1800	HITCHGD-V3-KIT-72IN	04988	HITCHGD-V1-KIT-72IN	04973

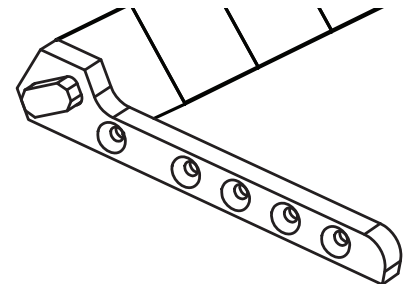
HITCH GUARD UNIVERSAL MOUNTING REPLACEMENT PARTS

DESCRIPTION	ORDERING NUMBER	ITEM CODE
CENTER SEGMENT	HITCHGD-V1-CENTER-SEGMENT-3IN	04269
CENTER SEGMENT – 10 PACK	HITCHGD-V1-CENTER-SEG-10PC-PK	04339
RIGHT END SEGMENT	HITCHGD-V1-RIGHT-END-SEGMENT	04311
RIGHT END SEGMENT – 5 PACK	HITCHGD-V1-RIGHT-SEG-5PC-PK	04343
LEFT END SEGMENT	HITCHGD-V1-LEFT-END-SEGMENT	04312
LEFT END SEGMENT – 5 PACK	HITCHGD-V1-LEFT-SEG-5PC-PK	04344
MOUNTING PLATE	HITCHGD-V3-MOUNTING-PLATE	04447
MOUNTING KIT	HITCHGD-V3-MOUNTING-KIT	04446
SUPPORT BAR – 38"	HITCHGD-V1-SUPPORT-BAR-38IN	04341
SUPPORT BAR – 44"	HITCHGD-V1-SUPPORT-BAR-44IN	04309
SUPPORT BAR – 50"	HITCHGD-V1-SUPPORT-BAR-50IN	04342
SUPPORT BAR – 62"	HITCHGD-V1-SUPPORT-BAR-62IN	04310
SUPPORT BAR – 74"	HITCHGD-V1-SUPPORT-BAR-74IN	04974



HITCH GUARD SCANNER EYE MOUNTING REPLACEMENT PARTS

DESCRIPTION	ORDERING NUMBER	ITEM CODE
CENTER SEGMENT	HITCHGD-V1-CENTER-SEGMENT-3IN	04269
CENTER SEGMENT – 10 PACK	HITCHGD-V1-CENTER-SEG-10PC-PK	04339
RIGHT END SEGMENT	HITCHGD-V1-RIGHT-END-SEGMENT	04311
RIGHT END SEGMENT – 5 PACK	HITCHGD-V1-RIGHT-SEG-5PC-PK	04343
LEFT END SEGMENT	HITCHGD-V1-LEFT-END-SEGMENT	04312
LEFT END SEGMENT – 5 PACK	HITCHGD-V1-LEFT-SEG-5PC-PK	04344
MOUNTING PLATE	HITCHGD-V1-MOUNTING-PLATE	04308
MOUNTING KIT	HITCHGD-V1-MOUNTING-KIT	04340
SUPPORT BAR – 38"	HITCHGD-V1-SUPPORT-BAR-38IN	04341
SUPPORT BAR – 44"	HITCHGD-V1-SUPPORT-BAR-44IN	04309
SUPPORT BAR – 50"	HITCHGD-V1-SUPPORT-BAR-50IN	04342
SUPPORT BAR – 62"	HITCHGD-V1-SUPPORT-BAR-62IN	04310
SUPPORT BAR – 74"	HITCHGD-V1-SUPPORT-BAR-74IN	04974



Transfer Solutions

SEGMENTED TRANSFER PLATES

HORIZONTAL TO HORIZONTAL OR WATERFALL APPLICATIONS – GAPS FROM 100 MM TO 250 MM

TRANSFER WIDTH	MOUNTING BAR OFFSET	BELT WIDTHS					
		610 mm		914 mm		1067 mm	
		ITEM CODE	DESCRIPTION	ITEM CODE	DESCRIPTION	ITEM CODE	DESCRIPTION
mm	mm						
102	none	56100	TGB-4/102-2/2-24/610	56101	TGB-4/102-2/2-36/914	56181	TGB-4/102-2/2-42/1067
127	13	56104	TGB-5/127-2/3-24/610	56105	TGB-5/127-2/3-36/914	56182	TGB-5/127-2/3-42/1067
152	25	56108	TGB-6/152-2/4-24/610	56109	TGB-6/152-2/4-36/914	56183	TGB-6/152-2/4-42/1067
	none	56112	TGB-6/152-3/3-24/610	56113	TGB-6/152-3/3-36/914	56184	TGB-6/152-3/3-42/1067
178	38	56116	TGB-7/178-2/5-24/610	56117	TGB-7/178-2/5-36/914	56185	TGB-7/178-2/5-42/1067
	13	56120	TGB-7/178-3/4-24/610	56121	TGB-7/178-3/4-36/914	56186	TGB-7/178-3/4-42/1067
203	25	56128	TGB-8/203-3/5-24/610	56129	TGB-8/203-3/5-36/914	56187	TGB-8/203-3/5-42/1067
	none	56132	TGB-8/203-4/4-24/610	56133	TGB-8/203-4/4-36/914	56188	TGB-8/203-4/4-42/1067
229	13	56140	TGB-9/229-4/5-24/610	56141	TGB-9/229-4/5-36/914	56189	TGB-9/229-4/5-42/1067
254	none	56148	TGB-10/254-5/5-24/610	56149	TGB-10/254-5/5-36/914	56190	TGB-10/254-5/5-42/1067

FOR HORIZONTAL TO HORIZONTAL OR WATERFALL APPLICATIONS – GAPS FROM 100 MM TO 250 MM

TRANSFER WIDTH	MOUNTING BAR OFFSET	BELT WIDTHS			
		1219 mm		1524 mm	
		ITEM CODE	DESCRIPTION	ITEM CODE	DESCRIPTION
mm	mm				
102	none	56102	TGB-4/102-2/2-48/1219	56103	TGB-4/102-2/2-60/1524
127	13	56106	TGB-5/127-2/3-48/1219	56107	TGB-5/127-2/3-60/1524
152	25	56110	TGB-6/152-2/4-48/1219	56111	TGB-6/152-2/4-60/1524
	none	56114	TGB-6/152-3/3-48/1219	56115	TGB-6/152-3/3-60/1524
178	38	56118	TGB-7/178-2/5-48/1219	56119	TGB-7/178-2/5-60/1524
	13	56122	TGB-7/178-3/4-48/1219	56123	TGB-7/178-3/4-60/1524
203	25	56130	TGB-8/203-3/5-48/1219	56131	TGB-8/203-3/5-60/1524
	none	56134	TGB-8/203-4/4-48/1219	56135	TGB-8/203-4/4-60/1524
229	13	56142	TGB-9/229-4/5-48/1219	56143	TGB-9/229-4/5-60/1524
254	none	56150	TGB-10/254-5/5-48/1219	56151	TGB-10/254-5/5-60/1524

SEGMENTED TRANSFER PLATES

BELT TO CHUTE OR SLIDE APPLICATIONS – GAPS FROM 75 MM TO 150 MM

TRANSFER WIDTH	MOUNTING BAR OFFSET	BELT WIDTHS					
		610 mm		914 mm		1067 mm	
		ITEM CODE	DESCRIPTION	ITEM CODE	DESCRIPTION	ITEM CODE	DESCRIPTION
mm	mm						
76	12	56206	TGB-3/76-2/B-24/610	56207	TGB-3/76-2/B-36/914	56208	TGB-3/76-2/B-42/1067
102	25	56211	TGB-4/102-3/B-24/610	56212	TGB-4/102-3/B-36/914	56213	TGB-4/102-3/B-42/1067
127	38	56216	TGB-5/127-4/B-24/610	56217	TGB-5/127-4/B-36/914	56218	TGB-5/127-4/B-42/1067
152	51	56221	TGB-6/152-5/B-24/610	56222	TGB-6/152-5/B-36/914	56223	TGB-6/152-5/B-42/1067

BELT TO CHUTE OR SLIDE APPLICATIONS – GAPS FROM 75 MM TO 150 MM

TRANSFER WIDTH	MOUNTING BAR OFFSET	BELT WIDTHS			
		1219 mm		1524 mm	
		ITEM CODE	DESCRIPTION	ITEM CODE	DESCRIPTION
mm	mm				
76	12	56209	TGB-3/76-2/B-48/1219	56210	TGB-3/76-2/B-60/1524
102	25	56214	TGB-4/102-3/B-48/1219	56215	TGB-4/102-3/B-60/1524
127	38	56219	TGB-5/127-4/B-48/1219	56220	TGB-5/127-4/B-60/1524
152	51	56224	TGB-6/152-5/B-48/1219	56225	TGB-6/152-5/B-60/1524

Stock Items (non-shaded)

Made To Order Items (shaded) extended lead time, minimum order may apply.

Special Metals and Special Length Cards are available. Request quote for price and delivery.

Transfer Solutions

SEGMENTED TRANSFER PLATES

HORIZONTAL TO HORIZONTAL OR WATERFALL APPLICATIONS – GAPS FROM 38 MM TO 75 MM

TRANSFER WIDTH	MOUNTING BAR OFFSET	BELT WIDTHS					
		610 mm		914 mm		1067 mm	
		ITEM CODE	DESCRIPTION	ITEM CODE	DESCRIPTION	ITEM CODE	DESCRIPTION
38	none	56227	TGB-1.5/38-.75/.75-24/610	56228	TGB-1.5/38-.75/.75-36/914	56229	TGB-1.5/38-.75/.75-42/1067
44	3.2	56232	TGB-1.75/44-1/.75-24/610	56233	TGB-1.75/44-1/.75-36/914	56234	TGB-1.75/44-1/.75-42/1067
51	none	56237	TGB-2/51-1/1-24/610	56238	TGB-2/51-1/1-36/914	56239	TGB-2/51-1/1-42/1067
57	9.5	56242	TGB-2.25/57-1.5/.75-24/610	56243	TGB-2.25/57-1.5/.75-36/914	56244	TGB-2.25/57-1.5/.75-42/1067
64	6.4	56247	TGB-2.5/64-1.5/1-24/610	56248	TGB-2.5/64-1.5/1-36/914	56249	TGB-2.5/64-1.5/1-42/1067
76	none	56252	TGB-3/76-1.5/1.5-24/610	56253	TGB-3/76-1.5/1.5-36/914	56254	TGB-3/76-1.5/1.5-42/1067

HORIZONTAL TO HORIZONTAL OR WATERFALL APPLICATIONS – GAPS FROM 38 MM TO 75 MM

TRANSFER WIDTH	MOUNTING BAR OFFSET	BELT WIDTHS			
		1219 mm		1524 mm	
		ITEM CODE	DESCRIPTION	ITEM CODE	DESCRIPTION
38	none	56230	TGB-1.5/38-.75/.75-48/1219	56231	TGB-1.5/38-.75/.75-60/1524
44	3.2	56235	TGB-1.75/44-1/.75-48/1219	56236	TGB-1.75/44-1/.75-60/1524
51	none	56240	TGB-2/51-1/1-48/1219	56241	TGB-2/51-1/1-60/1524
57	9.5	56245	TGB-2.25/57-1.5/.75-48/1219	56246	TGB-2.25/57-1.5/.75-60/1524
64	6.4	56250	TGB-2.5/64-1.5/1-48/1219	56251	TGB-2.5/64-1.5/1-60/1524
76	none	56255	TGB-3/76-1.5/1.5-48/1219	56256	TGB-3/76-1.5/1.5-60/1524

SEGMENTED TRANSFER PLATES REPLACEMENT PARTS - GAP FROM 38 MM TO 75 MM

DESCRIPTION	ORDERING NUMBER	ITEM CODE
Extruded Aluminum Bars	TGB-EXT-ALUM-BAR-24/610	56639
	TGB-EXT-ALUM-BAR-36/914	56640
	TGB-EXT-ALUM-BAR-42/1067	56641
	TGB-EXT-ALUM-BAR-48/1219	56642
	TGB-EXT-ALUM-BAR-60/1524	56643
Center Segments	TGB-SEG-CENTER-.75/19MM	56636
	TGB-SEG-CENTER-1/25MM	56637
	TGB-SEG-CENTER-1.5/38MM	56638
Mounting Kit Parts	TGB-1.5-3.0-VERT-SUPPT-BRKT-KIT	56645
	TGB-1.5-3.0-ANGLE-BRKT-KIT	56646
	TGB-1.5-3.0-MTNG-HARDWARE-KIT	56648
Mounting Bracket Kit (Includes 2-#3, 2-#4, 1-#5)	TGB-1.5-3.0-IN-GAP-MTNG-KIT	56644


SEGMENTED TRANSFER PLATES REPLACEMENT PARTS - GAP FROM 100 MM TO 250 MM

DESCRIPTION	ORDERING NUMBER	ITEM CODE
Mounting Bracket	TG-MTG-BRKT RPL MNTG BRACKET	56600
Support Bars	TG-BAR-24/610 RPL BAR	56601
	TG-BAR-36/914 RPL BAR	56602
	TG-BAR-42/1067 RPL BAR	56618
	TG-BAR-48/1219 RPL BAR	56603
	TG-BAR-60/1524 RPL BAR	56604
End Segments	TGB-SEG-END-2 2 INCH END SEG	56606
	TGB-SEG-END-3 3 INCH END SEG	56607
	TGB-SEG-END-4 4 INCH END SEG	56608
	TGB-SEG-END-5 5 INCH END SEG	56609
Center Segments	TGB-SEG-CENTER-2 2 IN CTR SEG	56611
	TGB-SEG-CENTER-3 3 IN CTR SEG	56612
	TGB-SEG-CENTER-4 4 IN CTR SEG	56613
	TGB-SEG-CENTER-5 5 IN CTR SEG	56614
Bridge End	TGB-BRIDGE SEG-END	56629
Bridge Center	TGB-BRIDGE SEG-CENTER	56628

Stock Items (non-shaded)

Made To Order Items (shaded) extended lead time, minimum order may apply.

Special Metals and Special Length Cards are available. Request quote for price and delivery.



Tatch-A-Cleat® General Cleat Information

Cleat patterns

When choosing cleat installation patterns, you should give major consideration to the type of return support which is available or feasible.

Where conveyor pulley center distances are 15 feet or less, it is often possible to omit return rolls safely.

Where the curved or chevron pattern is used with standard return rolls, cleats should be arranged so that they provide

a set of continuous contacts between cleats and rolls. On drives using pulleys less than 150 mm in diameter, curved or chevron patterns should not be used.

The ends of cleats mounted in a curved pattern should be tapered to lead smoothly onto return rolls.

Suggested minimum cleat height for various sized materials and degrees of incline

This chart assumes that material being conveyed has a 30° natural angle of repose. For rounded or free-flowing materials with a natural angle of repose of less than 30°, use the cleat corresponding to the next higher material size. (For example, if your material is 4" high, with a natural angle of repose of less than 30°, and your belt incline is 40°, you would use a 3" cleat — that is, the cleat size corresponding to 5" material.)

		Cleat Height				
Size of Material	8"	6"	6"	6"	6"	6"
	7"	6"	6"	6"	6"	6"
	6"	4"	4"	6"	6"	6"
	5"	3"	3"	4"	6"	6"
	4"	2"	2"	3"	4"	6"
	3"	1 1/2"	1 1/2"	2"	3"	3"
	2"	1"	1"	1 1/2"	2"	4"
	1"	5/8"	5/8"	1"	1 1/2"	3"
	1/2"	5/8"	5/8"	5/8"	1"	1"
		30°	40°	50°	60°	
		Belt Incline				

Suggested cleat spacing

This chart assumes that material being conveyed has a 20° dynamic angle of repose (30° natural angle of repose) and that cleats are installed at a right angle to the belt edge. For more free-flowing material, use slightly closer cleat spacing.

		Cleat Spacing					
Cleat Height	6"	35"	28"	21"	15 3/4"		
	4"	23"	18 1/2"	13 1/2"	10 1/2"		
	3"	17"	13 1/2"	10"	8"		
	2"	12"	8 1/2"	6 1/4"	5"		
	1 1/2"	8 1/2"	6"	5"	4"		
	1"	5 1/2"	4 1/4"	2 3/4"	2 1/2"		
	5/8"	4"	2 3/4"	2"	1 3/4"		
		30°	40°	50°	60°		
			Belt Incline				

Type	Cleat Pattern	Return Rolls	Recommended
IN TROUGH		SPLIT ROLLS 	Where Cleats are needed only to lock material in place on the conveyor.
STAGGERED		SQUIRREL CAGE 	Where drain-off of liquids presented special problems.
ACROSS BELT WIDTH		SELF-CLEANING 	Where incline is steep and/or material has high flowability — as with large, round or uniformly sized material.
CURVED		STANDARD RETURN ROLLS 	Where increased load capacity is required with a given belt width, trough, and incline.
SPLIT		RUBBER-DISC 	Where drain-off is a problem, and rubber disc-type rolls are available.
CHEVRON		STANDARD RETURN ROLLS 	Where drain-off is a problem, and standard solid return rolls are used.

Mechanical Belt Cleats and Guides

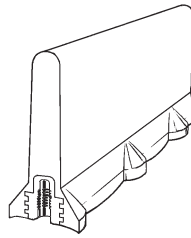
Tatch-A-Cleat	Compound	Minimum Pulley Diameter	Temperature Service Range	Abrasion Resistance	Oil Resistance	Acid Resistance
L	White/Black Nitril-FDA	50	-40° up to +150° C	+	++	+
EC	Black EPDM	EC1-3: 75 EC4: 100 EC6: 150	-55° up to +150° C	++	N/A	++
HD	Black SBR	75	-40° up to +80° C	++	N/A	0
LUG/PEG	Tan Isoprene FDA	50	-40° up to +80° C	++	N/A	+
GUIDE	Black Neoprene	A: 100 B: 150 C: 200	-40° up to +110° C	+	+	+

Tatch-A-Cleat® Mechanical Cleats

MODEL "L" CLEATS

10 CLEATS/CARTON – Minimum Pulley 2" (50 mm)

ORDERING NUMBER	ITEM CODE	WT. KGS.	HEIGHT
			mm
BLACK – PLATED FASTENER			
L5/8-B	99500	3,31	16
L1-B	99504	4,22	25
L1-1/2-B	99508	5,08	38
L2-B	99512	6,35	54
L3-B	99516	8,31	76
BLACK – 302 STAINLESS FASTENER			
L5/8-BS	99501	3,31	16
L1-BS	99505	4,22	25
L1-1/2-BS	99509	5,08	38
L2-BS	99513	6,35	54
L3-BS	99517	8,31	76
WHITE – PLATED FASTENER			
L5/8-W	99502	3,31	16
L1-W	99506	4,22	25
L1-1/2-W	99510	5,58	38
L2-W	99514	6,58	54
L3-W	99518	8,75	76
WHITE – 302 STAINLESS FASTENER			
L5/8-WS	99503	3,31	16
L1-WS	99507	4,22	25
L1-1/2-WS	99511	5,58	38
L2-WS	99515	6,58	54
L3-WS	99519	8,75	76



NOTE: Cleats are 610 mm long. 12,7 mm screws are furnished "standard" and can be used on belts up to 8 mm thick.

Inserts are on 50 mm centers.

For belts 8 – 11 mm use a 15,8 mm screw.

For belts over 11 mm use a 19 mm screw.



NOTE: Cleats are 48" long. Ordering numbers followed by the letter T indicate cleat fasteners furnished with flat top nut (ECFT). Standard fasteners include hex nuts, (ECF).

ECONO-CLEAT®

5 CLEATS/CARTON - 1200 mm

ORDERING NUMBER	ITEM CODE	WT. KGS.	HEIGHT
			mm
ECONO-CLEAT w/FASTENERS & HEX NUTS (ECF, EC4F, EC6F)			
EC1-1/4	99576	5,67	32
EC2	99578	7,03	51
EC3	99580	9,98	76
EC4	99582	14,97	102
EC6*	99586	12,84	152

*Two 1200 mm Cleats/Carton

EXTRA FASTENER SETS

61/BAG

ORDERING NUMBER	ITEM CODE	WT. KGS.	HEIGHT
			mm
FASTENERS FOR 30, 42, 48 mm CLEATS			
ECF	99589	1,27	30
ECFS	99593	1,32	30
FASTENERS FOR 100 mm CLEATS			
EC4F	99591	1,50	42
FASTENERS FOR 150 mm CLEATS			
EC6F*	99595	0,91	48

*33/Bag



NOTE: 25 mm and 50 mm Cleats – 610 mm long Model HD Cleats are furnished with Plated 14 x 1 Type AB Fasteners. Specify 31,75 mm screws for belts over 11,11 mm thick.

EXTRA FASTENER SETS

123/BAG #10-24 Machine Screws and Washers

ORDERING NUMBER	ITEM CODE	WT. KGS.	HEIGHT
			mm
PLATED			
L1/2-F	99570	0,45	12
L5/8-F	99522	0,45	16
L3/4-F	99520	0,59	19
L1-F	99521	0,59	
STAINLESS			
L1/2-FS	99571	0,45	12
L5/8-FS	99525	0,45	16
L3/4-FS	99523	0,59	19

MODEL "HD" CLEATS

ORDERING NUMBER	ITEM CODE	WT. KGS.	HEIGHT	MINIMUM PULLEY
				mm
WITH PLATED FASTENER				
HD1	99531	5,22	25	25
HD2	99565	4,30	50	50
WITH STAINLESS FASTENER				
HD1S	99648	5,35	25	25
HD2S	99649	4,30	50	50

NOTE: HD2 Cleats may be purchased in bulk quantities.

HD1 and HD1S = 10 Cleats/Carton

HD2 and HD2S = 5 Cleats/Carton

Contact Customer Service for details.

Stock Items (non-shaded)

Made To Order Items (shaded) extended lead time, minimum order may apply.

Special Metals and Special Length Cards are available. Request quote for price and delivery.

Tatch-A-Cleat® Mechanical Cleats

TATCH-A-LUG®

DESCRIPTION	ORDERING NUMBER	ITEM CODE	WT. KGS.	HEIGHT	CONTENT
				mm	
Plated	LG1-1/2-C	99542	3,00	38	100
	LG2-C	99544	3,21	51	100

TATCH-A-PEG®

DESCRIPTION	ORDERING NUMBER	ITEM CODE	WT. KGS.	HEIGHT	CONTENT
				mm	
Plated	PG2	99539	1,95	51	100
	PG3	99537	3,13	76	100
Stainless Bolts	PG2S	99631	1,95	51	100
	PG3S	99632	3,13	76	100



EXTRA WASHERS

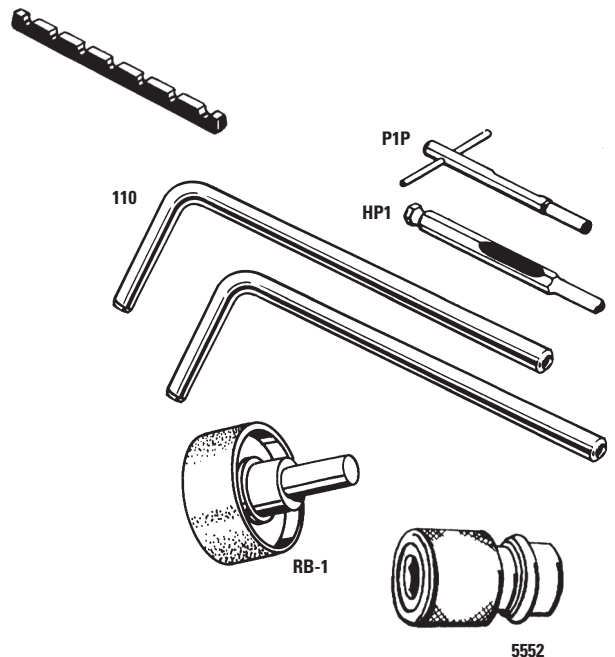
DESCRIPTION	FOR CLEAT:	ORDERING NUMBER	ITEM CODE	WT. KGS.	CONTENT
Plated	HD/EC	CW25/100	99690	0,40	100
	L/LUG/PEG	CW1024	99626	0,20	100
Stainless	L/LUG/PEG	CWS1024	99627	0,20	100
	HD/EC	CWS25/100	99635	0,40	100

TATCH-A-GUIDE®

DESCRIPTION	ORDERING NUMBER	ITEM CODE	WT. KGS.	HEIGHT		CONTENT
				mm	mm	
Plated	A10	99551	0,45	13 x 10	10x200	
	B10	99553	0,59	16 x 12	10x200	
	C10	99555	1,49	26 x 16	10x200	
Stainless	A10S	99552	0,45	13 x 10	10x200	
	B10S	99554	0,59	16 x 12	10x200	
	C10S	99556	1,49	26 x 16	10x200	


INSTALLATION TOOLS

DESCRIPTION	ORDERING NUMBER	FOR CLEAT TYPE:	DIAMETER	ITEM CODE	WT. KGS.
			mm		
Flexco® Belt Punches	P1P	Model L, Econo-Cleat®, Tatch-A-Lug®, Tatch-A-Peg®, & Tatch-A-Guide®	6,0	30460	0,04
	P3P	Model HD	10,0	30462	0,13
Flexco® Power Punches	HP1	Model L, Econo-Cleat®, Tatch-A-Lug®, Tatch-A-Peg®, & Tatch-A-Guide®	6,0	30463	0,09
	HP3	Model HD	10,0	30465	0,09
Flexco® Bolt Breaker (Two per Package)	110			30474	0,54
Quick Change Chuck	5552			30481	0,18
Alligator® Belt Grinder	RB-1			30867	0,31



EXTRA BOLTS AND WASHERS

ORDERING NUMBER	ITEM CODE	WT. KGS.	HEIGHT
			mm
PLATED			
HD1-F (123/bag)	99535	1,24	25
HD1-1/4-F (123/bag)	99536	1,50	32,5
STAINLESS			
HD1-1/4-FS (61/bag)	99498	0,80	25
HD1-FS (123/bag)	99529	1,24	32,5



How Flexco® XP™ Staple Fasteners Work

Flexco® XP™ Staple Fasteners offer a smooth, low-profile that makes them compatible with belt cleaners and other conveyor components.

The Flexco XP Staple Fastening System is designed to set one fastener at a time so misdrives and tool jams are infrequent, regardless of whether you are installing manually or hydraulically.

An integrated guide plate makes loading heavy belts easier and the easily transported frame and applicator are built for durability and ease of use. One smooth motion of the handle or lever compresses the plate, then drives and folds the staples for the same consistent staple set and finished splice profile each and every time. The larger loop area in the staple accepts a bigger hinge pin for extended splice life.

Applications	Installation Method	What You Need for Installation
<ul style="list-style-type: none"> Tough Mining Environment 	Fasteners can be installed with a manual applicator tool or with a hydraulic applicator and power source.	<ul style="list-style-type: none"> Fastener Hinge Pin Flexco Installation Tool <ul style="list-style-type: none"> – Manual – Hydraulic
How to Specify the Correct Flexco® XP Fastener	Fastener Metal Selection	Hinge Pin Selection
<ol style="list-style-type: none"> Determine Belt Tension (PIW). Measure your Belt Thickness. Measure the Diameter of the Smallest Pulley in your Drive with Belt Wrap more than 90°. Choose the fastener size that is appropriate for your specifications in the selection chart below. 	<p>Steel. For most applications, plated steel is recommended.</p> <p>Stainless Steel. Type 316 Stainless Steel provides extra resistance to abrasion, magnetic attraction and corrosion from acids and chemicals.</p>	<p>AC Bare Armored Steel Cable - for extendable conveyors.</p> <p>ACS Bare Armored Stainless Cable - for extendable conveyors.</p> <p>NAC Nylon Covered Armored Cable - right for many applications, long service life.</p>

Flexco® XP™ Staple Fastener Selection Chart

Fastener Size	Belt Strength Up To	Tension Rating Up To	Belt Thickness Range	Recommended Minimum Pulley Diameter	Max. Hinge Pin Diameter
	kN/M	P.I.W.			
XP5	2000	1150	9-12	350	8,1
XP5-L	2000	1150	11-14	350	8,1
XP7	3500	2000	13-15	500	10,3
XP8	3500	2000	15-18	500	11,0
XP8-L	3500	2000	17-20	500	11,0

Flexco® XP™ Staple Fasteners

FASTENERS

STEEL

STANDARD LENGTH STAPLES						
XP5	BELT WIDTH	WT. KGS.	ORDERING NUMBER	ITEM CODE	ORDERING NUMBER	ITEM CODE
	mm		STEEL PLATES		STAINLESS PLATES	
	1000	4,1	XP5CC-1000	37600	XP5SC-1000	37605
1200	4,5	XP5CC-1200	37601	XP5SC-1200	37606	
1400	5,0	XP5CC-1400	37602	XP5SC-1400	37607	
1600	5,4	XP5CC-1600	37603	XP5SC-1600	37608	
1800	5,9	XP5CC-1800	37604	XP5SC-1800	37609	
LONG LENGTH STAPLES						
XP5-L	1000	4,5	XP5CC-L-1000	37615	XP5SC-L-1000	37620
	1200	5,0	XP5CC-L-1200	37616	XP5SC-L-1200	37621
	1400	5,4	XP5CC-L-1400	37617	XP5SC-L-1400	37622
	1600	5,9	XP5CC-L-1600	37618	XP5SC-L-1600	37623
	1800	6,4	XP5CC-L-1800	37619	XP5SC-L-1800	37624
STANDARD LENGTH STAPLES						
XP7	1000	4,8	XP7CC-1000	37660	XP7SC-1000	37665
	1200	5,7	XP7CC-1200	37661	XP7SC-1200	37666
	1400	6,7	XP7CC-1400	37662	XP7SC-1400	37667
	1600	7,6	XP7CC-1600	37663	XP7SC-1600	37668
	1800	8,5	XP7CC-1800	37664	XP7SC-1800	37669
STANDARD LENGTH STAPLES						
XP8	1000	5,1	XP8CC-1000	37884	XP8SC-1000	37889
	1200	6,1	XP8CC-1200	37885	XP8SC-1200	37890
	1400	7,0	XP8CC-1400	37886	XP8SC-1400	37891
	1600	8,0	XP8CC-1600	37887	XP8SC-1600	37892
	1800	9,0	XP8CC-1800	37888	XP8SC-1800	37893
LONG LENGTH STAPLES						
XP8L	1000	5,1	XP8CC-L-1000	37894	XP8SC-L-1000	37899
	1200	6,1	XP8CC-L-1200	37895	XP8SC-L-1200	37900
	1400	7,1	XP8CC-L-1400	37896	XP8SC-L-1400	37901
	1600	8,1	XP8CC-L-1600	37897	XP8SC-L-1600	37902
	1800	9,1	XP8CC-L-1800	37898	XP8SC-L-1800	37903

HINGE PINS

FOR XP5 AND XP5-L

BELT WIDTH	ORDERING NUMBER	ITEM CODE	WT. KGS.	ORDERING NUMBER	ITEM CODE	WT. KGS.	ORDERING NUMBER	ITEM CODE	WT. KGS.
mm	AC BARE ARMORED STEEL CABLE (8,1 mm diameter)			ACS BARE ARMORED STAINLESS CABLE (8,1 mm diameter)			NAC NYLON COVERED ARMORED CABLE (8,1 mm diameter)		
	EACH (One Pin)			EACH (One Pin)			EACH (One Pin)		
1000	XAC5-1000-1	37570	0,5	XACS5-1000-1	37575	0,5	XNAC5-1000-1	37580	0,5
1200	XAC5-1200-1	37571	0,5	XACS5-1200-1	37576	0,5	XNAC5-1200-1	37581	0,5
1400	XAC5-1400-1	37572	0,6	XACS5-1400-1	37577	0,6	XNAC5-1400-1	37582	0,6
1600	XAC5-1600-1	37573	0,7	XACS5-1600-1	37578	0,7	XNAC5-1600-1	37583	0,7
1800	XAC5-1800-1	37574	0,8	XACS5-1800-1	37579	0,8	XNAC5-1800-1	37584	0,8
PACKAGE (Ten Pins)			PACKAGE (Ten Pins)			PACKAGE (Ten Pins)			
1000	XAC5-1000	37585	4,5	XACS5-1000	37590	4,5	XNAC5-1000	37595	4,5
1200	XAC5-1200	37586	5,4	XACS5-1200	37591	5,4	XNAC5-1200	37596	5,4
1400	XAC5-1400	37587	6,4	XACS5-1400	37592	6,4	XNAC5-1400	37597	6,4
1600	XAC5-1600	37588	7,3	XACS5-1600	37593	7,3	XNAC5-1600	37598	7,3
1800	XAC5-1800	37589	8,2	XACS5-1800	37594	8,2	XNAC5-1800	37599	8,2

Stock Items (non-shaded)

Made To Order Items (shaded) extended lead time, minimum order may apply.

Special Metals and Special Length Cards are available.
Request quote for price and delivery.

Flexco® XP™ Staple Fasteners

HINGE PINS

FOR XP7

BELT WIDTH	ORDERING NUMBER	ITEM CODE	WT. KGS.	ORDERING NUMBER	ITEM CODE	WT. KGS.	ORDERING NUMBER	ITEM CODE	WT. KGS.	
mm	AC BARE ARMORED STEEL CABLE (9,5 mm diameter)			ACS BARE ARMORED STAINLESS CABLE (9,5 mm diameter)			NAC NYLON COVERED ARMORED CABLE (10,3 mm diameter)			
	EACH (One Pin)			EACH (One Pin)			EACH (One Pin)			
1000	XAC7-1000-1	37864	0,5	XACS7-1000-1	37869	0,5	XNAC7-1000-1	37560	0,5	
1200	XAC7-1200-1	37865	0,6	XACS7-1200-1	37870	0,6	XNAC7-1200-1	37561	0,6	
1400	XAC7-1400-1	37866	0,7	XACS7-1400-1	37871	0,7	XNAC7-1400-1	37562	0,7	
1600	XAC7-1600-1	37867	0,8	XACS7-1600-1	37872	0,8	XNAC7-1600-1	37563	0,8	
1800	XAC7-1800-1	37868	1,0	XACS7-1800-1	37873	1,0	XNAC7-1800-1	37564	1,0	
PACKAGE (Ten Pins)				PACKAGE (Ten Pins)				PACKAGE (Ten Pins)		
1000	XAC7-1000	37874	5,4	XACS7-1000	37879	5,4	XNAC7-1000	37565	5,4	
1200	XAC7-1200	37875	6,1	XACS7-1200	37880	6,1	XNAC7-1200	37566	6,1	
1400	XAC7-1400	37876	7,2	XACS7-1400	37881	7,2	XNAC7-1400	37567	7,2	
1600	XAC7-1600	37877	8,0	XACS7-1600	37882	8,0	XNAC7-1600	37568	8,0	
1800	XAC7-1800	37878	9,5	XACS7-1800	37883	9,5	XNAC7-1800	37569	9,5	

FOR XP8 AND XP8-L

BELT WIDTH	ORDERING NUMBER	ITEM CODE	WT. KGS.	ORDERING NUMBER	ITEM CODE	WT. KGS.	ORDERING NUMBER	ITEM CODE	WT. KGS.	
mm	AC BARE ARMORED STEEL CABLE (11,0 mm diameter)			ACS BARE ARMORED STAINLESS CABLE (11,0 mm diameter)			NAC NYLON COVERED ARMORED CABLE (11,0 mm diameter)			
	EACH (One Pin)			EACH (One Pin)			EACH (One Pin)			
1000	XAC8-1000-1	37530	0,7	XAC8-1000-1	37535	0,7	XAC8-1000-1	37540	0,7	
1200	XAC8-1200-1	37531	0,9	XAC8-1200-1	37536	0,9	XAC8-1200-1	37541	0,9	
1400	XAC8-1400-1	37532	1,0	XAC8-1400-1	37537	1,0	XAC8-1400-1	37542	1,0	
1600	XAC8-1600-1	37533	1,2	XAC8-1600-1	37538	1,2	XAC8-1600-1	37543	1,2	
1800	XAC8-1800-1	37534	1,3	XAC8-1800-1	37539	1,3	XAC8-1800-1	37544	1,3	
PACKAGE (Ten Pins)				PACKAGE (Ten Pins)				PACKAGE (Ten Pins)		
1000	XAC8-1000	37545	7,4	XAC8-1000	37550	7,4	XAC8-1000	37555	7,4	
1200	XAC8-1200	37546	8,9	XAC8-1200	37551	8,9	XAC8-1200	37556	8,9	
1400	XAC8-1400	37547	10,4	XAC8-1400	37552	10,4	XAC8-1400	37557	10,4	
1600	XAC8-1600	37548	11,9	XAC8-1600	37553	11,9	XAC8-1600	37558	11,9	
1800	XAC8-1800	37549	13,4	XAC8-1800	37554	13,4	XAC8-1800	37559	13,4	

HINGE PIN RETAINING COLLAR

(2 PER PACKAGE)

ORDERING NUMBER	ITEM CODE	WT. KGS.
HPRET2	40199	0,1

Flexco® XP™ Staple Fasteners

INSTALLATION TOOLS

MANUAL APPLICATOR TOOL

DESCRIPTION	ORDERING NUMBER	ITEM CODE	WT. KGS.
Manual Applicator	XPMST	30114	23,8
Belt Thickness Gauge	XP5-7BTG	30038	0,1

HYDRAULIC APPLICATOR TOOL

DESCRIPTION	ORDERING NUMBER	ITEM CODE	WT. KGS.
Hydraulic Applicator	XPHST	30113	26,0

TOOL FRAME

DESCRIPTION	ORDERING NUMBER	ITEM CODE	WT. KGS.
mm			
1000	XPSTF-1000	30115	44,5
1200	XPSTF-1200	30116	48,5
1400	XPSTF-1400	30117	54,0
1600	XPSTF-1600	30118	62,6
1800	XPSTF-1800	30119	68,0

SIFT STOP FOAM STRIP (creates a sealed joint to prevent sifting)

DESCRIPTION	ORDERING NUMBER	ITEM CODE	WT. KGS.
Sift Stop Foam Strip (12.2 M)	XPSS-40	37179	0,1



XP-LOK™


(to prevent belt wave and ripple on rubber plied belting)

DESCRIPTION	ORDERING NUMBER	ITEM CODE	WT. KGS.
XPLT XP-LOK™ Tensioner	XPLT XP-LOK TENSIONER	30105	0,7
XP-LOK™ Belt Wire	XPLW-120 XP-LOK WIRE	30106	0,5

HYDRAULIC POWER PACK ORDERING INFORMATION

Contact your local Flexco distributor for regional specific power pack needs.

 **Stock Items** (non-shaded)
 **Made To Order Items** (shaded) extended lead time, minimum order may apply.
Special Metals and **Special Length** Cards are available. Request quote for price and delivery.



How Flexco® Bolt Hinged Fasteners Work

Flexco® Bolt Hinged fasteners provide a flexible joint for belts operating over small pulleys. Because the joint is easily separated by simply removing the hinge pin, entire belt sections may be added or eliminated.

Designed as a compression fastener, the Flexco® Bolt Hinged model is fastened to the belt ends with high strength bolts. The

bolts compress the plates into the belt cover. Additional holding capability is provided by the fastener teeth that imbed in the belt without damage to the belt carcass.

This combination distributes the splice tension across the entire plate width while the teeth secure the fastener into the belt carcass to resist pull-out.

Applications	Installation Method	What You Need for Installation
<ul style="list-style-type: none"> • Construction Equipment • Road Machinery • Coal, Salt, Potash Mines • Stacking and Stockpiling Belts • Other Applications Involving Smaller Pulleys 	Fasteners can be installed in the shop or on-site with either simple hand tools or power tools.	<ul style="list-style-type: none"> • Fastener Plates • Bolts & Nuts • Templet • Belt Punch • Wrench • Bolt Horn • Flexco Installation Tool • Impact Tool or Carpenter's Brace
How to Specify the Correct Flexco® Bolt Hinged Fastener	Fastener Metal Selection	Hinge Pin Selection
<ol style="list-style-type: none"> 1, Determine Belt Tension (PIW). 2, Measure your Belt Thickness. 3, Measure the Diameter of the Smallest Pulley in your Drive with Belt Wrap more than 90°. 4, When using self-cleaning wing pulleys, subtract 20% of the overall diameter to calculate the minimum pulley diameter. 5, Choose the fastener size that is appropriate for your specifications in the selection chart below. 	<p>Steel, For most applications, plated steel is recommended.</p> <p>Stainless Steel, Type 316 Stainless Steel provides extra resistance to abrasion, magnetic attraction, and corrosion from acids and chemicals.</p> <p>MegAlloy®, For superior resistance to wear and abrasion.</p> <p>Everdur®, Spark-free material compared to steel and fully non-magnetic.</p>	<p>NC Nylon Covered Steel Cable - for use with steel fasteners.</p> <p>NCS Nylon Covered Stainless Steel Cable - for applications with stainless fasteners.</p> <p>NAC Nylon Covered Armored Cable - right for many applications, long service life.</p> <p>AC Bare Armored Cable - for extendable conveyors.</p> <p>ACS Bare Armored Stainless Cable - for applications with stainless fasteners.</p> <p>SC Bare Steel Cable - for conveying gritty or abrasive material.</p> <p>SSC Bare Stainless Steel Cable - for corrosion resistance, flat belts.</p> <p>NB Nylon Covered Bronze Cable - for non-magnetic joints.</p>

Flexco® Bolt Hinged Fastener Selection Chart

Fastener Size	Fastener Rating		Belt Thickness Range	Recommended Min. Pulley Diameter	
	For Belt Strength Up To:	For Belt Tension Rating Up To:	Measured After Skive	Operating Tension 75-100% of Fastener Rating	Operating Tension Under 75% of Fastener Rating
	kN/m	PIW	mm	mm	mm
375X	330	190	6-11	152	102
550	520	300	6-16	230	175



FASTENERS

NOTE:

In most cases, fastener strip length is not equal to belt width, Order by belt width.

STEEL ("J" CARTON – Continuous Strip w/Steel Nuts & Bolts)

375X	BELT WIDTH	ORDERING NUMBER	ITEM CODE	WT. KGS.
	mm	NC STEEL JOINT WITH NYLON COVERED STEEL CABLE		
	400	375XJ400NC-SN	40127	1,28
	500	375XJ500NC-SN	40128	1,59
	650	375XJ650NC-SN	40131	2,0
	800	375XJ800NC-SN	40129	2,55
	1000	375XJ1000NC-SN	40112	3,18
	1200	375XJ1200NC-SN	40111	3,77
	1400	375XJ1400NC-SN	40130	4,45

STAINLESS 300 SERIES

("J" CARTON – Continuous Strip w/Stainless Nuts & Bolts)

375X	BELT WIDTH	ORDERING NUMBER	ITEM CODE	WT. KGS.
	mm	NCS STAINLESS JOINT WITH NYLON COVERED STAINLESS CABLE		
	400	375XSJ400NCS	39894	1,5
	500	375XSJ500NCS	39644	1,59
	650	375XSJ650NCS	39871	2,07
	800	375XSJ800NCS	40121	2,55
	1000	375XSJ1000NCS	40120	3,18
	1200	375XSJ1200NCS	40045	3,88
	1400	375XSJ1400NCS	39637	4,0

EVERDUR

("J" CARTON – Continuous Strip w/Everdur Nuts & Bolts)

375X	BELT WIDTH	ORDERING NUMBER	ITEM CODE	WT. KGS.
	mm	NB EVERDUR JOINT WITH NYLON COVERED BRONZE CABLE		
	500	375XEJ500NB	39631	1,59
	650	375XEJ650NB	39481	2,07
	800	375XEJ800NB	39480	2,55
	1000	375XEJ1000NB	39482	3,18
	1200	375XEJ1200NB	39475	3,77

STEEL (with Nuts & Bolts)

375X	ORDERING NUMBER	ITEM CODE	PLATES	WT. KGS.
	375X-3-SN	39964	3	3,86
	550-1-SN	40107	1	5,72
	550-3-SN	39874	3	6,3

STAINLESS AISI 316 (with Nuts & Bolts)

375X	ORDERING NUMBER	ITEM CODE	PLATES	WT. KGS.
	375XS-2	40108	2	3,4
	375XS-3	40109	3	3,83
	550S-1	40110	1	5,92

BULK FASTENER SETS

Required for Various Belt Widths

BELT WIDTH	375X		550	
	(RECOMMENDED)		(RECOMMENDED)	
	SETS OF 3-PLATE	SETS OF 2-PLATE	SETS OF 3-PLATE	SETS OF 1-PLATE
mm				
300	3	1		7
350	3	2		9
400	5			10
450	5	1		11
500	5	2	2	7
600	7		2	8
700	7	2	2	10
750	9	2	2	11
900	11		2	12
1000	12		2	16
1050	13		2	18
1200	15		2	20
	15		2	24
1350	17		2	24
	17		2	28
1500	18	1	2	28
	19		2	32
1800	22	1	2	32
	23		2	39
2100	25	2	2	40
	27		2	48
2400	30	1	2	48
	31		2	55
3000	37	2	2	56
	39		2	71
			2	72

Stock Items (non-shaded)

Made To Order Items (shaded) extended lead time, minimum order may apply.

Special Metals and Special Length Cards are available. Request quote for price and delivery.



Flexco® Bolt Hinged Fasteners

FASTENERS

NOTE:

In most cases, fastener strip length is not equal to belt width. Order by belt width.

STEEL ("J" CARTON – Continuous Strip w/Steel Nuts & Bolts)

550	BELT WIDTH	ORDERING NUMBER	ITEM CODE	WT. KGS.
	mm	NC STEEL JOINT WITH NYLON COVERED STEEL CABLE		
CARTON – One Complete Joint				
	500	550J500NC-SN	40114	1,64
	650	550J650NC-SN	40117	2,11
	800	550J800NC-SN	40118	2,60
	1000	550J1000NC-SN	40116	3,22
	1200	550J1200NC-SN	40122	3,84
	1400	550J1400NC-SN	40124	4,68

STAINLESS 300 SERIES

("J" CARTON – Continuous Strip w/Stainless Nuts & Bolts)

550	BELT WIDTH	ORDERING NUMBER	ITEM CODE	ORDERING NUMBER	ITEM CODE	WT. KGS.
	mm	SSC STAINLESS JOINT WITH BARE STAINLESS CABLE		NB EVERDUR JOINT WITH NYLON COVERED BRONZE CABLE		
CARTON – One Complete Joint						
	500	550SJ500SSC	39460			1,66
	650	550SJ650SSC	39461	550SJ650NB	39523	2,16
	800	550SJ800SSC	39462	550SJ800NB	39524	2,66
	1000	550SJ1000SSC	39463	550SJ1000NB	39470	3,32
	1200	550SJ1200SSC	39464	550SJ1200NB	39532	4,00
	1400	550SJ1400SSC	39465	550SJ1400NB	39469	4,65

MEGALLOY®

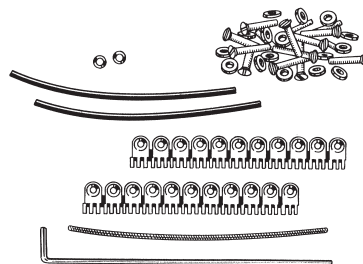
("J" CARTON – Individual Plates w/Steel Nuts & Bolts)

550	BELT WIDTH	ORDERING NUMBER	ITEM CODE	WT. KGS.
	mm	MA MEGALLOY JOINT WITH BARE STAINLESS CABLE		
CARTON – One Complete Joint				
	500	550MAJ500SC-SN	39609	1,7
	650	550MAJ650SC-SN	39634	2,1
	800	550MAJ800SC-SN	40105	2,7
	1000	550MAJ1000SC-SN	40115	3,3
	1200	550MAJ1200SC-SN	40132	4,0

"J" CARTON

CARTON CONTENTS:

- | | | |
|------------------------|------------------------------------|--|
| 2 Strips of fastener | 1 Gauge Pin | —Required amount of clips for Individual Plate "J" Cartons |
| 2 Pieces Filler Tubing | 2 Hinge Pin Washers | |
| 1 Hinge Pin | —Required amount of nuts and bolts | |





HINGE PINS



BELT WIDTH	ORDERING NUMBER	ITEM CODE	WT. KGS.	ORDERING NUMBER	ITEM CODE	WT. KGS.
mm	NC NYLON COVERED STEEL CABLE (6,3 mm diameter)			NCS NYLON COVERED STAINLESS CABLE* (6,3 mm diameter)		
	500	NC-500-1	38067	0,08	NCS-500-1	38064
650	NC-650-1	37051	0,10	NCS-650-1	37075	0,10
800	NC-800-1	37054	0,13	NCS-800-1	37078	0,13
1000	NC-1000-1	37056	0,12	NCS-1000-1	38062	0,05
1200	NC-1200-1	37058	0,13	NCS-1200-1	37082	0,15
1400	NC-1400-1	37059	0,15	NCS-1400-1	37083	0,14
1600	NC-1600-1	38024	0,17	NCS-1600-1	37085	0,28
30 METER COILS				30 METER COILS		
BULK	NC-C	39740	3,40	NCS-C	39817	3,40
mm	NAC NYLON COVERED ARMORED CABLE (6,3 mm diameter)			AC BARE ARMORED CABLE (6,3 mm diameter)		
	500	NAC-500-1	39737	0,12	AC-500-1	37003
650	NAC-650-1	37027	0,17	AC-650-1	37005	0,14
800	NAC-800-1	37030	0,14	AC-800-1	37007	0,16
1000	NAC-1000-1	37032	0,17	AC-1000-1	37009	0,22
1200	NAC-1200-1	39728	0,19	AC-1200-1	37011	0,26
1400	NAC-1400-1	37035	0,20	AC-1400-1	37012	0,28
1600	NAC-1600-1	37037	0,20	AC-1600-1	41499	0,20
3000				AC-3000-1	37019	0,50
mm	SC BARE STEEL CABLE (6,0 mm diameter)			SSC BARE STAINLESS CABLE* (6,0 mm diameter)		
	500	SC-500-1	37095	0,11	SSC-500-1	37117
650	SC-650-1	37091	0,13	SSC-650-1	37119	0,10
800	SC-800-1	38238	0,15	SSC-800-1	38223	0,12
1000	SC-1000-1	38197	0,18	SSC-1000-1	28215	0,14
1200	SC-1200-1	37103	0,14	SSC-1200-1	37125	0,18
1400				SSC-1400-1	37126	0,18
30 METER COILS						
BULK	SC-C	40208	23,50			
mm	ACS BARE ARMORED STAINLESS CABLE* (6,3 mm diameter)			* 300 SERIES		
	500	ACS-500-1	41352			
650	ACS-650-1	41501	0,14			
800	ACS-800-1	41502	0,18			
1000	ACS-1000-1	41503	0,15			
1200	ACS-1200-1	41404	0,28			
1400	ACS-1400-1	41504	0,20			
1600	ACS-1600-1	41403	0,25			
2000	ACS-2000-1	41762	0,03			
3000	ACS-3000-1	41742	0,50			

For 375X or 550

Stock Items (non-shaded)
 Made To Order Items (shaded) extended lead time, minimum order may apply.

Special Metals and Special Length Cards are available. Request quote for price and delivery.

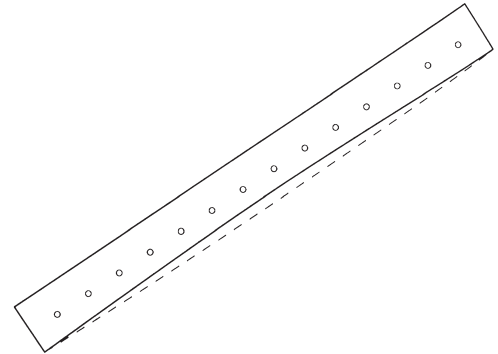


Flexco® Bolt Hinged Fasteners

INSTALLATION TOOLS

CURVED TEMPLETS

BELT WIDTH	ORDERING NUMBER	ITEM CODE	WT. KGS.	ORDERING NUMBER	ITEM CODE	WT. KGS.
mm	375X			550		
500	375X-500	31513	0,6	5-500	31539	0,7
650	375X-650	31516	0,6	5-650	31272	0,7
800	375X-800	31519	0,8	5-800	31220	1,0
1000	375X-1000	31521	1,0	5-1000	31238	1,0
1200	375X-1200	31524	1,8	5-1200	31547	1,2
1400	375X-1400	31526	1,8	5-1400	31262	1,4

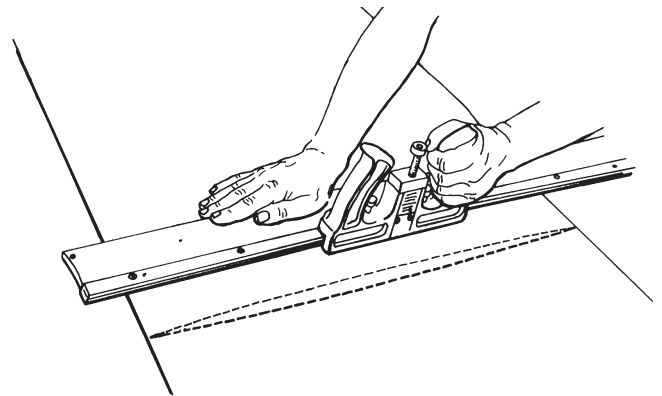


NOTE: All templates up to and including 1800 mm are curved. For belt widths over 1800 mm, straight templet supplied.

CURVED BELT CUTTERS

DESCRIPTION	BELT WIDTH	ORDERING NUMBER	ITEM CODE	WT. KGS.
	mm			
Cutter Complete	750	400430	30914	6,4
	900	400436	30915	7,3
	1050	400442	30916	8,5
	1200	400448	30917	8,6
	1500	400460	30918	10,4
Cutter Blade		30023	30909	0,09

NOTE: Belt widths over 1800 mm require straight cutters. Please refer to Page 108 for 300 series straight cutters.



EXTRA BOLTS & NUTS

100 PER BOX – BOLT DIMENSION IS 1/4" x 1-11/16"

FOR FASTENER NUMBER	ORDERING NUMBER / ITEM CODE	WT. KGS.	FOR FASTENER NUMBER	ORDERING NUMBER / ITEM CODE	WT. KGS.
BOLTS—STEEL			NUTS—STEEL—UNSLOTTED NUTS		
375X	20398	0,9	375X/550	20380	0,4
550	20399	1,0			
BOLTS—STAINLESS			NUTS—STAINLESS—SLOTTED NUTS		
375X/550	20400	1,0	375X/550	20381	0,3
BOLTS—EVERDUR			NUTS—EVERDUR—SLOTTED NUTS		
375X/550	20397	1,0	375X/550	20387	0,3

Exclusive Piloted Bolt Design Simplifies Installation:


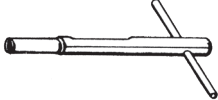





The new piloted bolt is currently being phased in to replace standard bolt designs. To order the new piloted bolts as they become available, use standard bolt ordering numbers.

- Stock Items** (non-shaded)
- Made To Order Items** (shaded) extended lead time, minimum order may apply.
- Special Metals** and **Special Length** Cards are available. Request quote for price and delivery.



INSTALLATION TOOLS

HAND & POWER TOOLS

	DESCRIPTION	FOR FASTENER NUMBER	ORDERING NUMBER	ITEM CODE	WT. KGS.
HAND TOOLS	BOLT BREAKER (Two Per Package) 	375 + 550	110	30474	0,60
	PUNCH 	375 + 550	P1P	30460	0,06
	WRENCH 	375 + 550	S1S**	30442	0,09
POWER TOOLS	POWER PUNCH 	375 + 550	HP1	30463	0,07
	WRENCH 	375 + 550	HW1	30447	0,11
	QUICK CHANGE CHUCK 	375 + 550	5552	30481	0,09
	ORANGE FILLER TUBING 	375 + 550	30894	30894	0,6

* For use with Steel No. 375X or Steel No. 550 nuts.

** For use with Stainless No. 375X or Stainless No. 550 slotted nuts only.


FLEXCO-LOK® BELT TAPE 100' PER CARTON FOR USE WITH INDIVIDUAL PLATES

FOR FASTENER NUMBER	ORDERING NUMBER	ITEM CODE	WT. KGS.
375X/550	FL7C	30888	0,3



MISCELLANEOUS

DESCRIPTION	ORDERING NUMBER	ITEM CODE	WT. KGS.
Hinge Pin Retaining Washers (50/Pkg.) – For use with 375X and 550 Nylon Coated hinge pins	310-RET-50	40135	0,08



How Flexco® Rivet Hinged Fasteners Work

Designed for synthetic carcass belting as well as other styles of belt, Flexco® SR™ (Self-Setting Rivet) Fasteners utilize multiple rivet attachment. This provides maximum resistance to pull-out and allows the patented rivets to work between the carcass fibers without severing them, leaving the entire belt carcass intact. It does not rely solely upon the carcass material to resist pull-out.

Because the rivets are self-setting, fasteners are installed quickly from the top side of the

belt. Rivets are driven through the fastener plates and through the belt, passing between the carcass fibers. The specially-shaped head of each pilot nail works in conjunction with the applicator tool's anvil plate to set the rivets.

The same hammer blows that set the rivets also compress the fastener plates into the belt cover. The broad width and heavy gauge of the plates give extended wear life. These plates compress uniformly and are specially coined so there are no high spots or edges to hang up.

Applications	Installation Method	What You Need for Installation
<ul style="list-style-type: none"> • Underground Mining • Asphalt Plants • Aggregate and Ready-mix Plants • Log Belts and Similar Applications 	Fastener installed with portable fixture and hammer. Fasteners are installed in one simple procedure with self-setting rivets.	<ul style="list-style-type: none"> • Fastener • Rivets • Hinge Pin • Flexco Installation Tool • Hammer
How to Specify the Correct Flexco® Rivet Hinged Fastener	Fastener Metal Selection	Hinge Pin Selection
<ol style="list-style-type: none"> 1, Determine Belt Tension (PIW). 2, Measure your Belt Thickness. 3, Measure the Diameter of the Smallest Pulley in your Drive with Belt Wrap more than 90°. 4, When using self-cleaning wing pulleys, subtract 20% of the overall diameter to calculate the minimum pulley diameter. 5, Choose the fastener size that is appropriate for your specifications in the selection chart below. 	<p>Steel, For most applications, plated steel is recommended.</p> <p>Stainless Steel, Type 316 Stainless Steel provides extra resistance to abrasion, magnetic attraction and corrosion from acids and chemicals.,</p> <p>RustAlloy®, Resists corrosion due to mine water or other chemical attack.</p> <p>MegAlloy®, For superior resistance to wear and abrasion.</p>	<p>AC Bare Armored Cable - for extendable conveyors.</p> <p>ACS Bare Armored Stainless Cable - for extendable conveyors.</p> <p>NAC Nylon Covered Armored Cable - right for many applications, long service life.</p> <p>NC Nylon Covered Steel Cable - for use with steel fasteners.</p> <p>NCS Nylon Covered Stainless Steel Cable - for applications with stainless fasteners.</p> <p>SC Bare Steel Cable - for conveying gritty or abrasive material.</p> <p>SSC Bare Stainless Steel Cable - for corrosion resistance, flat belts.</p>

Flexco® Rivet Hinged Fastener Selection Chart

Fastener Size	Fastener Rating		Belt Thickness Range	Recommended Min. Pulley Diameter	
	For Belt Strength Up To:	For Belt Tension Rating Up To: :	Measured After Skive	Operating Tension 75-100% of Fastener Rating	Operating Tension Under 75% of Fastener Rating
	kN/m	PIW	mm	mm	mm
R2	580	330	3-10	127	127
R5	790	450	6-11	230	175
R5-1/2	1140	650	8-15	300	250
R6	1400	800	10.5-17	450	400
R6LP	1400	800	8-18	450	400
R8	2630	1500	10.5-17	450	400
R9	3500	2000	16-25.5	1050	1050

Flexco® R2 Medium-Duty Rivet Hinged Belt Fasteners



FASTENERS

Order each component separately for a complete splice:
Fastener Strip + Rivets + Hinge Pin

R2	STEEL (Continuous Strip)			STAINLESS 300 SERIES PACKAGE (Two Fastener Strips)		
	BELT WIDTH	ORDERING NUMBER	ITEM CODE	ORDERING NUMBER	ITEM CODE	WT. KGS.
	mm	PACKAGE (Two Fastener Strips)				
	500	R2-20/500	41622	R2S-20/500	41635	0,7
	650	R2-26/650	41626	R2S-26/650	41636	0,9
	800	R2-32/800	41719	R2S-32/800	41724	1,2
	1000	R2-40/1000	41625	R2S-40/1000	41638	1,5
	1200	R2-48/1200	41619	R2S-48/1200	41634	1,9
	1400	R2-55/1400	41611			2,2

MEGALLOY® (4 Plate Strips. 10 Strip Per Box)

R2	ORDERING NUMBER	ITEM CODE	WT. KGS.	
	R2MA	41709	1,4	
	Plates Required for one R2MA Joint			
BELT WIDTH	PLATES REQUIRED	BELT WIDTH	PLATES REQUIRED	
mm		mm		
450	20	1050	46	
600	26	1200	54	
750	32	1350	60	
900	40	1500	68	

R2T APPLICATOR TOOL

Use with SR-50 single Rivet Driver

TOOL SIZE	ORDERING NUMBER	ITEM CODE	WT. KGS.
mm			
300	R2T	40455	2,6

SINGLE RIVET DRIVER TOOL

DESCRIPTION	ORDERING NUMBER	ITEM CODE	WT. KGS.
Driver Tool Complete	SR-50	40510	0,4
Drive Rod	SR5-7	40517	4,6

STEEL 300 SERIES

("J" CARTON – Complete splice with rivets and NC-hinge pin)

R2	BELT WIDTH	ORDERING NUMBER	ITEM CODE	WT. KGS.	ORDERING NUMBER	ITEM CODE	WT. KGS.
	mm	AANC Belt thickness range 5-6 mm			ANC Belt thickness range 6-8 mm		
	CARTON – One Complete Joint						
	500	R2J-20/500AANC	41824	1,0	R2J-20/500ANC	41767	1,0
	650	R2J-26/650AANC	41825	1,2	R2J-26/650ANC	41770	1,4
	800	R2J-32/800AANC	41826	1,5	R2J-32/800ANC	41768	1,7
	1000	R2J-40/1000AANC	41827	2,1	R2J-40/1000ANC	41640	2,2
	1200	R2J-48/1200AANC	41828	2,5	R2J-48/1200ANC	41686	2,5

NOTE:

In most cases, fastener strip length is not equal to belt width, Order by belt width.

RIVETS

Self-setting, pre-assembled with pilot nails



STEEL

ORDERING NUMBER	ITEM CODE	BOX QTY.	WT. KGS.
BOX (250 Rivets)			
SRAA	40508	250	0,9
SRA	40527	250	1,0
SRB	40528	250	1,0
BUCKET (2000 Rivets)			
SRAA-2M	40424	2000	7,4
SRA-2M	41190	2000	7,5
SRB-2M	41191	2000	8,4

STAINLESS (TYPE 430)

ORDERING NUMBER	ITEM CODE	BOX QTY.	WT. KGS.
BOX (250 Rivets)			
SRAA-S	40468	250	1,0
SRA-S	40542	250	1,0
SRB-S	40543	250	1,0

FLEXCO® R2 RIVET SELECTION CHART

FASTENER SIZE	BELT THICKNESS RANGE	RIVET SIZE
	mm	
R2	3-6	SRAA
	4-8	SRA
	7-10	SRB

Stock Items (non-shaded)

Made To Order Items (shaded) extended lead time, minimum order may apply.

Special Metals and Special Length Cards are available. Request quote for price and delivery.



Flexco® SR™ Scalloped Edge® Rivet Hinged Fasteners

FASTENERS

Order each component separately for a complete splice: Fastener Strip + Rivets + Hinge Pin

NOTE:

In most cases, fastener strip length is not equal to belt width. Order by belt width.

STEEL (Continuous Strip)

STAINLESS TYPE 316 (Continuous Strip)

RUSTALLOY® (Continuous Strip)*

R5	BELT WIDTH	ORDERING NUMBER	ITEM CODE	WT. KGS.	BELT WIDTH	ORDERING NUMBER	ITEM CODE	WT. KGS.	BELT WIDTH	ORDERING NUMBER	ITEM CODE	WT. KGS.
	mm	PACKAGE (Two Fastener Strips)			mm	PACKAGE (Two Fastener Strips)			mm	PACKAGE (Two Fastener Strips)		
	500	R5-SE-20/500	41408	1,1	500	R5S-SE-20/500	41396	1,2	650	RAR5-SE-26/650	41329	1,4
	650	R5-SE-26/650	41409	1,5	650	R5S-SE-26/650	41436	1,5	800	RAR5-SE-32/800	41757	1,8
	800	R5-SE-32/800	41720	1,9	800	R5S-SE-32/800	41756	1,9	1000	RAR5-SE-40/1000	41470	2,2
	1000	R5-SE-40/1000	41411	2,2	1000	R5S-SE-40/1000	41441	2,3	1200	RAR5-SE-48/1200	41286	2,7
	1200	R5-SE-48/1200	41279	2,8	1200	R5S-SE-48/1200	41292	2,6	1400	RAR5-SE-55/1400	40215	3,5
	1400	R5-SE-55/1400	41412	3,3	1400	R5S-SE-55/1400	41464	3,3	1600	RAR5-SE-63/1600	41576	4,0
	1600	R5-SE-63/1600	41413	5,4	1600	R5S-SE-63/1600	41577	5,5				


NYLON STEEL COVERED CABLE

(*J" CARTON - Complete splice with rivets and NC-hinge pin)

R5	BELT WIDTH (mm)	ORDERING NUMBER	ITEM CODE	WT. KGS.
	500	R5J-SE-20/500NC	39925	1,8
	650	R5J-SE-26/650NC	41765	2,3
	800	R5J-SE-32/800NC	41766	2,96
	1000	R5J-SE-40/1000NC	39949	3,56
	1200	R5J-SE-48/1200NC	41427	4,4

MEGALLOY® (4 Plate Strips, 10 Strips Per Box)

R5	ORDERING NUMBER		ITEM CODE	WT. KGS.
		R5MA-SE		41067
Plates Required for one R5MA Joint				
BELT WIDTH (mm)	PLATES REQUIRED	BELT WIDTH (mm)	PLATES REQUIRED	
450	20	1200	54	
600	26	1350	60	
750	32	1500	68	
900	40	1800	82	



STEEL (Continuous Strip)

RUSTALLOY® (Continuous Strip)*

R5-1/2	BELT WIDTH (mm)	ORDERING NUMBER	ITEM CODE	WT. KGS.	BELT WIDTH (mm)	ORDERING NUMBER	ITEM CODE	WT. KGS.
	PACKAGE (Two Fastener Strips)			PACKAGE (Two Fastener Strips)			PACKAGE (Two Fastener Strips)	
	650	R5-1/2-SE-26/650	41472	2,0	650	RAR5-1/2-SE-26/650	41493	2,0
	800	R5-1/2-SE-32/800	41721	2,5	800	RAR5-1/2-SE-32/800	41758	2,5
	1000	R5-1/2-SE-40/1000	41485	3,1	1000	RAR5-1/2-SE-40/1000	41508	3,0
	1050				1050	RAR5-1/2-SE-42/1050	41391	4,0
	1200	R5-1/2-SE-48/1200	41510	3,8	1200	RAR5-1/2-SE-48/1200	41319	3,8
	1400	R5-1/2-SE-55/1400	42025	4,4	1400	RAR5-1/2-SE-55/1400	41486	5,1
	1600	R5-1/2-SE-63/1600	41578	6,7	1600	RAR5-1/2-SE-63/1600	41487	5,8
	1800	R5-1/2-SE-72/1800	41512	7,6	1800	RAR5-1/2-SE-72/1800	41395	6,6

MEGALLOY® (4 Plate Strips, 10 Strips Per Box)

* 400 SERIES STAINLESS

R5-1/2	ORDERING NUMBER		ITEM CODE	WT. KGS.
		R5-1/2MA-SE		41450
Plates Required for one R5-1/2MA Joint				
BELT WIDTH (mm)	PLATES REQUIRED	BELT WIDTH (mm)	PLATES REQUIRED	
450	20	1200	54	
600	26	1350	60	
750	32	1500	68	
900	40	1800	82	

Flexco® SR™ Scalloped Edge® Rivet Hinged Fasteners



FASTENERS

Order each component separately for a complete splice: Fastener Strip + Rivets + Hinge Pin

NOTE:

In most cases, fastener strip length is not equal to belt width. Order by belt width.

STEEL (Continuous Strip)

RUSTALLOY® (Continuous Strip)*

R6	BELT WIDTH	ORDERING NUMBER	ITEM CODE	WT. KGS.	BELT WIDTH	ORDERING NUMBER	ITEM CODE	WT. KGS.
	mm	PACKAGE (Two Fastener Strips)			mm	PACKAGE (Two Fastener Strips)		
	650	R6-SE-24/600	40408	3,0				
	800	R6-SE-32/800	41722	3,6	800	RAR6-SE-32/800	41759	3,8
	1000	R6-SE-40/1000	40388	4,6	1000	RAR6-SE-40/1000	41527	4,2
	1200	R6-SE-48/1200	40390	5,7	1200	RAR6-SE-48/1200	41543	5,6
	1400	R6-SE-55/1400	40394	6,6	1400	RAR6-SE-55/1400	41717	7,0
	1600	R6-SE-63/1600	40398	9,2	1600	RAR6-SE-63/1600	41529	9,3
	1800	R6-SE-72/1800	40393	10,6	1800	RAR6-SE-72/1800	41546	9,4


STEEL (Continuous Strip)

RUSTALLOY® (Continuous Strip)

R8	BELT WIDTH	ORDERING NUMBER	ITEM CODE	WT. KGS.	BELT WIDTH	ORDERING NUMBER	ITEM CODE	WT. KGS.
	mm	PACKAGE (Two Fastener Strips)			mm	PACKAGE (Two Fastener Strips)		
	1000	R8-SE-40/1000	41398	5,0	1000	RAR8-SE-40/1000	41726	4,4
	1200	R8-SE-48/1200	41399	6,0	1200	RAR8-SE-48/1200	41712	5,5
	1400	R8-SE-55/1400	42078	7,0	1400	RAR8-SE-55/1400	41764	7,2
	1600	R8-SE-63/1600	41449	8,0	1600	RAR8-SE-63/1600	41760	8,0
	1800	R8-SE-72/1800	41453	9,0	1800	RAR8-SE-72/1800	41715	9,0

STAINLESS 300 SERIES

R9	BELT WIDTH	ORDERING NUMBER	ITEM CODE	WT. KGS.
	mm	PACKAGE (Two Fastener Strips)		
	1000	R9S-SE-40/1000	41748	7,3
	1200	R9S-SE-48/1200	41737	8,7



- Stock Items** (non-shaded)
- Made To Order Items** (shaded) extended lead time, minimum order may apply.

Special Metals and **Special Length Cards** are available. Request quote for price and delivery.



Flexco® SR™ Scalloped Edge® Rivet Hinged Fasteners

RIVETS

Self-setting, pre-assembled with pilot nails



STEEL

ORDERING NUMBER	ITEM CODE	BOX QTY.	WT. KGS.
BOX (250 Rivets)			
SRAA	40508	250	0,9
SRA	40527	250	0,9
SRB	40528	250	1,0
SRC	40529	250	1,1
SRC/D	40538	250	1,1
SRD	40530	250	1,2
SRE	40531	250	1,2
SRF	40532	250	1,3
SRG	40533	250	1,3
SRH	40534	250	1,4
SRI	40535	250	1,5
SRJ	40536	250	1,6
SRK	40537	250	1,6
BUCKET (2000 Rivets)			
SRAA-2M	40424	2000	7,4
SRA-2M	41190	2000	7,5
SRB-2M	41191	2000	8,4
SRC-2M	41192	2000	8,8
SRC/D-2M	41193	2000	9,6
SRD-2M	41194	2000	9,7
SRE-2M	41195	2000	10,4
SRF-2M	41196	2000	11,0
SRG-2M	41197	2000	11,2

STAINLESS (TYPE 430)

ORDERING NUMBER	ITEM CODE	BOX QTY.	WT. KGS.
BOX (250 Rivets)			
SRAA-S	40468	250	1,0
SRA-S	40542	250	0,9
SRB-S	40543	250	1,0
SRC-S	40544	250	1,1
SRC/D-S	40548	250	1,2
SRD-S	40545	250	1,3
SRE-S	40546	250	1,2
SRF-S	40547	250	1,3
SRG-S	40523	250	1,3

RIVET SELECTION GAUGE

ORDERING NUMBER	ITEM CODE	WT. KGS.
R5-R5-1/2-RAR6LP-BR10	40329	0.1
R6-BR14	40381	0.1
R9	40435	0.1

Rivets Required For One R2 Joint

BELT WIDTH	PLATES	RIVETS REQUIRED
mm		
300	7	24
400	9	36
450	11	40
500	11	44
600	14	52
650	14	56
750	18	64
800	18	72
900	22	80
1000	22	88
1050	25	92
1200	27	108
1350	33	120
1400	31	124
1500	36	136
1600	36	144
1800	41	164

Rivets Required For One R5, R5-1/2 or R6 Joint

BELT WIDTH	PLATES	RIVETS REQUIRED
mm		
400	9	90
500	11	110
650	14	140
800	18	180
1000	22	220
1200	27	270
1400	31	310
1600	36	360
1800	41	410

Rivets Required For One R8 or R9 Joint

BELT WIDTH	PLATES	RIVETS REQUIRED
mm		
1000	22	352
1200	27	432
1400	31	496
1600	36	576
1800	41	656

RIVET SELECTION CHART

FASTENER SIZE	BELT THICKNESS RANGE	RIVET SIZE
	mm	
R2	5-6	SRAA
	6-8	SRA
	7-10	SRB
R5	6-8	SRA
	7-10	SRB
	9-11	SRC
R5-1/2	8-9	SRB
	9-10,5	SRC
	10-12	SRC/D
	11-13,5	SRD
	13-15	SRE
R6/R8	9-11	SRC/D
	10,5-13	SRD
	12-14	SRE
	13,5-16	SRF
	15-17	SRG
R9S	16,5-19	SRH
	18-21	SRI
	20-22	SRJ
	21-24	SRK

* Applies to RAR6LP only.

** Use with 3/4" diameter hinge pin.



RAPID LOADER™ RIVET STRIPS

(For R5, R5-1/2, R6, BR10)



Self-setting, pre-assembled with pilot nails

60 Strips/1200 Rivets per Bucket

DESCRIPTION		ORDERING NUMBER	ITEM CODE	WT. KGS.
Size	Color Code			
STEEL				
A	Red	CSRLA	40857	5,9
B	White	CSRLB	40858	6,3
C	Blue	CSRLC	40859	6,5
C/D	Orange	CSRLC/D	40860	6,9
D	Green	CSRLD	40861	7,2
E	Purple	CSRLE	40862	7,4
F	Yellow	CSRLF	40863	7,6
G	Black	CSRLG	40864	7,9
STAINLESS (TYPE 430)				
A	Red	CSRLA-S	40978	5,9
B	White	CSRLB-S	40979	6,3
C	Blue	CSRLC-S	40980	6,7
C/D	Orange	CSRLC/D-S	40981	6,9
D	Green	CSRLD-S	40982	7,2
E	Purple	CSRLE-S	40983	7,4
F	Yellow	CSRLF-S	40984	7,6
G	Black	CSRLG-S	40985	7,6

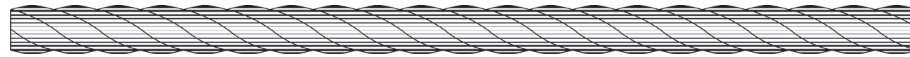


NOTE: Use standard rivet selection criteria for collated rivet strips.

 **Stock Items** (non-shaded)
 **Made To Order Items** (shaded) extended lead time, minimum order may apply.
Special Metals and **Special Length Cards** are available. Request quote for price and delivery.



Flexco® SR™ Scalloped Edge® Rivet Hinged Fasteners



HINGE PINS

FOR R2 & R5

BELT WIDTH	ORDERING NUMBER	ITEM CODE	WT. KGS.	ORDERING NUMBER	ITEM CODE	WT. KGS.	ORDERING NUMBER	ITEM CODE	WT. KGS.	
mm	AC BARE ARMORED CABLE (6,3 mm diameter)			*ACS BARE ARMORED STAINLESS CABLE (6,3 mm diameter)			NAC NYLON COVERED ARMORED CABLE (6,3 mm diameter)			
	EACH (One Pin)			EACH (One Pin)			EACH (One Pin)			
500	AC-500-1	37003	0,1	ACS-500-1	41352	0,1	NAC-500-1	39737	0,1	
650	AC-650-1	37005	0,1	ACS-650-1	41501	0,1	NAC-650-1	37027	0,1	
800	AC-800-1	37007	0,1	ACS-800-1	41502	0,1	NAC-800-1	37030	0,1	
1000	AC-1000-1	37009	0,2	ACS-1000-1	41503	0,1	NAC-1000-1	37032	0,1	
1200	AC-1200-1	37011	0,2	ACS-1200-1	41404	0,2	NAC-1200-1	39728	0,1	
1400	AC-1400-1	37012	0,2	ACS-1400-1	41504	0,2	NAC-1400-1	37035	0,2	
1600	AC-1600-1	41499	0,2	ACS-1600-1	41403	0,2	NAC-1600-1	37037	0,2	
mm	NC NYLON COVERED STEEL CABLE (6,3 mm diameter)			*NCS NYLON COVERED STAINLESS CABLE (6,3 mm diameter)						
	EACH (One Pin)			EACH (One Pin)						
500	NC-500-1	38067	0,08	NCS-500-1	38064	0,1				
650	NC-650-1	37051	0,1	NCS-650-1	37075	0,1				
800	NC-800-1	37054	0,1	NCS-800-1	37078	0,1				
1000	NC-1000-1	37056	0,1	NCS-1000-1	38062	0,05				
1200	NC-1200-1	37058	0,1	NCS-1200-1	37082	0,1				
1400	NC-1400-1	37059	0,1	NCS-1400-1	37083	0,1				
1600	NC-1600-1	38024	0,1	NCS-1600-1	37085	0,2				
30 M COILS				30 M COILS						
	NC-C	39740	3,4	NCS-C	39817	3,4				
mm	SC BARE STEEL CABLE (6,0 mm diameter)			*SSC BARE STAINLESS CABLE (6,0 mm diameter)						
	EACH (One Pin)			EACH (One Pin)						
650	SC-650-1	37091	0,1	SSC-650-1	37119	0,1				
800	SC-800-1	38238	0,1	SSC-800-1	38223	0,1				
1000	SC-1000-1	38197	0,1	SSC-1000-1	28215	0,1				
1200	SC-1200-1	37103	0,1	SSC-1200-1	37125	0,1				
1400				SSC-1400-1	37126	0,1				
30 M COILS				30 M COILS						
	SC-C	40208	23,5							

HINGE PIN RETAINING WASHERS FOR R2, R5, 6,3 MM DIAMETER NYLON CABLE HINGE PINS ONLY



50 PER PACKAGE

ORDERING NUMBER	ITEM CODE	WT. KGS.
310-RET-50	40135	0,08

NOTE: 6,3 mm inside diameter

Stock Items (non-shaded)

Made To Order Items (shaded) extended lead time, minimum order may apply.

Special Metals and **Special Length** Cards are available. Request quote for price and delivery.



HINGE PINS

FOR R5-1/2, R6, RAR6LP

BELT WIDTH	ORDERING NUMBER	ITEM CODE	WT. KGS.	ORDERING NUMBER	ITEM CODE	WT. KGS.
mm	AC6 BARE ARMORED STEEL CABLE (9,6 mm diameter)			SC6 BARE STEEL CABLE (8,8 mm diameter)		
	EACH (One Pin)			EACH (One Pin)		
650	AC6-650-1	37181	0,2	SC6-650-1	37064	0,3
800	AC6-800-1	38177	0,3	SC6-800-1	38382	0,3
1000	AC6-1000-1	38179	0,4	SC6-1000-1	38385	0,4
1200	AC6-1200-1	37187	0,5	SC6-1200-1	38388	0,5
1400	AC6-1400-1	40702	0,6	SC6-1400-1	38438	0,7
1600	AC6-1600-1	40722	0,7	SC6-1600-1	38389	0,8
1800	AC6-1800-1	37192	0,8			

NOTE:

For hinge pin retaining washers for R5 pins, see page 92.

FOR R5

ORDERING NUMBER	ITEM CODE	WT. KGS.
NB NON MAGNETIC CABLE (6,3 mm diameter)		
EACH (One Pin)		
NB-500-1	37478	0,1
NB-650-1	37480	0,1
NB-800-1	38087	0,1
NB-1000-1	37484	0,1
NB-1200-1	37486	0,1
30 M COILS		
NB-C	39836	3,9



Flexco® SR™ Scalloped Edge® Rivet Hinged Fasteners



HINGE PINS

FOR R5-1/2, R6,
RAR6LP & RAR8 FOR R6, RAR6LP

ORDERING NUMBER	ITEM CODE	WT. KGS.	ORDERING NUMBER	ITEM CODE	WT. KGS.
*ACS6 BARE ARMORED STAINLESS CABLE (9,6 mm diameter)			NAC6 NYLON COVERED ARMORED CABLE (10,3 mm diameter)		
EACH (One Pin)			EACH (One Pin)		
ACS6-650-1	41505	0,3	NAC6-750-1	37206	0,5
ACS6-800-1	37193	0,3	NAC6-800-1	37207	0,5
ACS6-1000-1	37191	0,4	NAC6-1000-1	38160	0,5
ACS6-1200-1	39294	0,5	NAC6-1200-1	37211	0,6
ACS6-1400-1	41506	0,7	NAC6-1400-1	37212	0,7
ACS6-1600-1	39295	0,7	NAC6-1600-1	37214	0,8
ACS6-1800-1	39299	0,8	NAC6-1800-1	37216	0,8

FOR R9

BELT WIDTH	ORDERING NUMBER	ITEM CODE	WT. KGS.	ORDERING NUMBER	ITEM CODE	WT. KGS.
mm	*NCS NYLON COVERED STAINLESS CABLE (15,9 mm diameter)			NCS NYLON COVERED STAINLESS CABLE (19 mm diameter)		
	EACH (One Pin)			EACH (One Pin)		
1000	NCS962-1200-1	53234	1,0	NCS975-1000-1	53261	1,2
1200				NCS975-1200-1	53255	1,4
1400				NCS975-1400-1	53262	1,5
1600				NCS975-1600-1	53268	2,0
1800				NCS975-1800-1	53258	1,9

*300 SERIES

Stock Items (non-shaded)

Made To Order Items (shaded) extended lead time, minimum order may apply.

Special Metals and **Special Length** Cards are available. Request quote for price and delivery.

Flexco® SR™ Scalloped Edge® Rivet Hinged Fasteners



INSTALLATION TOOLS Multiple Rivet Applicator Tool

MSRTX APPLICATOR COMPLETE

BELT WIDTH mm	ORDERING NUMBER	ITEM CODE	WT. KGS.
1050	MSRTX-42	41332	27,0
1200	MSRTX-48	41333	29,0
1500	MSRTX-60	41334	31,0

MSRT8 APPLICATOR COMPLETE

NOTE: Installs R6, RAR6 & RAR8 fasteners only.

BELT WIDTH mm	ORDERING NUMBER	ITEM CODE	WT. KGS.
1200	MSRT8-48	41032	38,5
1500	MSRT8-60	41033	42,0
1800	MSRT8-72	41034	46,0
2100	MSRT8-84	41035	50,0

MSRT9 APPLICATOR COMPLETE

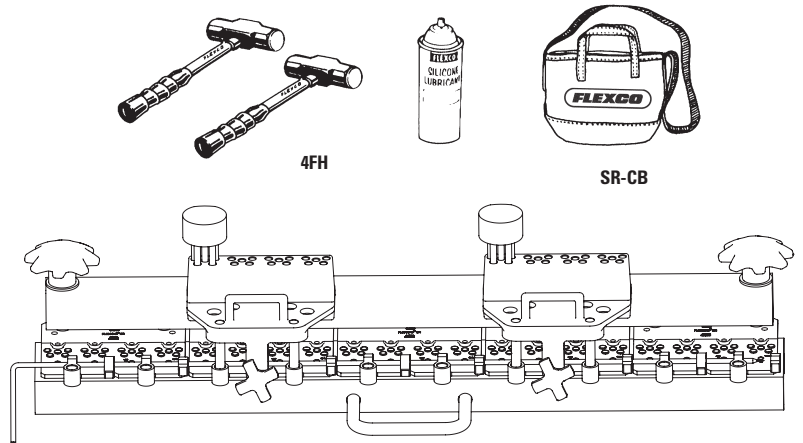
NOTE: Installs R9 fasteners only.

BELT WIDTH mm	ORDERING NUMBER	ITEM CODE	WT. KGS.
1200	MSRT9-48	40994	37,2
1800	MSRT9-72	40996	44,5

NOTE: Guide blocks cannot be used with rivet sizes J, K and L.

METAL TOOL BOX FOR SR™ and BR™ APPLICATOR TOOLS

DESCRIPTION	ORDERING NUMBER	ITEM CODE	WT. KGS.
900 mm Tool Box	TB900	40988	18,0
1200 mm Tool Box	TB1200	40990	21,3
1500 mm Tool Box	TB1500	40991	22,0



ALUMINUM MSRT APPLICATOR COMPLETE

Includes two SR700 Multiple Guide Blocks, two SR759 Multiple Drive Rods, two 4 lb. Hammers, Lubricant and one Canvas Carry Bag.

BELT WIDTH mm	ORDERING NUMBER	ITEM CODE	WT. KGS.
750	MSRT-30E-AL	41819	35,0
900	MSRT-36E-AL	41820	40,0
1050	MSRT-42E-AL	41821	45,0
1200	MSRT-48E-AL	41822	49,0
1500	MSRT-60E-AL	41823	65,0

ALUMINUM MSRT APPLICATOR COMPLETE

Includes only one SR700 Multiple Guide Blocks, one SR759 Multiple Drive Rods, one 4 lb. Hammers, Lubricant and a metal case.

BELT WIDTH mm	ORDERING NUMBER	ITEM CODE	WT. KGS.
1800	MSRT-72-AL	40783	47,0
300	MSRTX-12-AL	40436	10,0
750	MSRTX-30-AL	41817	21,0
900	MSRTX-36-AL	41818	22,5
1050	MSRTX-42-AL	41789	24,0
1200	MSRTX-48-AL	41790	26,0
1500	MSRTX-60-AL	41791	28,0

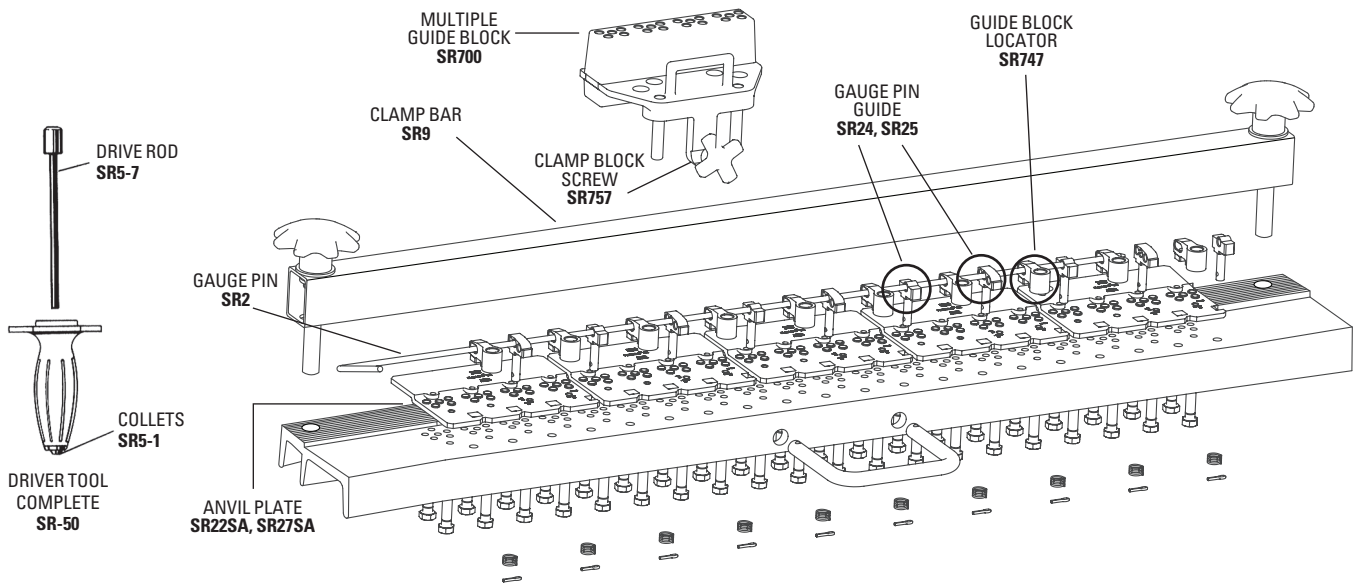
ALUMINUM MSRT8 APPLICATOR COMPLETE

NOTE: Installs R6, RAR6 & RAR8 fasteners only.

BELT WIDTH mm	ORDERING NUMBER	ITEM CODE	WT. KGS.
1200	MSRT8-48-AL	41115	35,0
1500	MSRT8-60-AL	41116	38,0
1200	MSRT8-48E-AL	41964	60,0
1500	MSRT8-60E-AL	41965	65,0

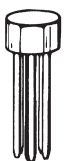
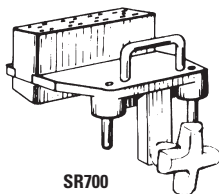


Flexco® SR™ Scalloped Edge® Rivet Hinged Fasteners



MULTIPLE RIVET DRIVER COMPONENTS

DESCRIPTION	ORDERING NUMBER	ITEM CODE	WT. KGS.
Guide Block R5, R 51/2, R6	SR700	41054	2,1
Guide Block R8, R9	SR800	41050	2,1
Drive Rod R5, R 51/2, R6	SR759	41055	0,5
Drive Rod R2	SR759-2	41058	0,5
Drive Rod R8, R9	SR859-8	41068	0,5
Hammer	4FH	30435	2,1
Silicone Spray	SL5-1	30932	0,4
Canvas Bag	SR-CB	41031	0,7
Rivet Gauge	R5-RAR6LP	40329	0,06
Rivet Gauge	R6-R8	40381	0,06
Individual Drive Rod Complete	SR50	40510	0,4
Drive Pin	SR5-7	40517	0,1



REPLACEMENT PARTS – STEEL SR/TA, MSRT TOOLS

DESCRIPTION	ORDERING NUMBER	ITEM CODE	WT. KGS.
Rivet Guide Locator Assembly	SR747	41056	0,06
Gauge Pin Guide	SR24	40503	0,04
Gauge Pin Guide	SR25	40504	0,04
Anvil Plate MSRT	SR22SA	40652	0,7
Anvil End Plate	SR22SAE	41960	0,7
Anvil Middle Plate	SR22SAM	41961	0,7
Anvil Plate MSRT8	SR27SA	41778	0,8
Anvil Plate Screws	BRPS	40908	0,3
Clamp Bar Tightening Bolt	SR23	40502	0,1
Single Rivet Set Tool	R5J-RS	41295	0,1
Clamping Screws (50)	SR757	41057	0,1
Collets Set of 2	SR5-1	40511	0,2
Gauge Pin For			
MSRT-30/MSRTX-30	SR2-30	40482	0,2
MSRT-42/MSRTX-42	SR2-42	40484	0,2
MSRT-48/MSRTX-48	SR2-48	40485	0,2
MSRT-60/MSRTX-60	SR2-60	40487	0,2

REPLACEMENT PARTS – ALUMINUM MSRT TOOL

DESCRIPTION	ORDERING NUMBER	ITEM CODE	WT. KGS.
Anvil Plate MSRT-AL	SR22-AL	43025	0,7
Gauge Pin Guide	SR24-AL	43024	0,04
Gauge Pin Guide	SR25-AL	43023	0,04
Anvil Plate MSRT8-AL	SR27-AL	43026	0,3
Rivet Guide Locator Assembly	SR747-AL	43022	0,06
Clamping Screw	SR757	41057	0,1

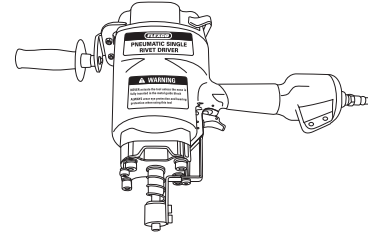


POWER INSTALLATION TOOLS

PNEUMATIC SINGLE RIVET DRIVER

DESCRIPTION	ORDERING NUMBER	ITEM CODE	WT. KGS.
Pneumatic Single Rivet Driver*	PNEUDRIVE1	41992	19,3
5 Rivet Pattern SR™ Steel Guide Blocks	35RD-GB5-4	42000	4,4
8 Rivet Pattern SR™ Steel Guide Blocks (For installation of R8 or R9)	35RD-GB8-4	41998	2,0

*Includes one Pneumatic Single Rivet Driver, one Regulator, one Airhose, Instruction Manual, and Safety Glasses.



- Works with Standard MSRT and MBRTA Application Tools
- Works with steel guide blocks –sold separately
- Works with Rapid Loader™ Rivet Strips with washers

 **Stock Items** (non-shaded)

 **Made To Order Items** (shaded) extended lead time, minimum order may apply.

Special Metals and **Special Length** Cards are available. Request quote for price and delivery.



How Flexco® Bolt Solid Plate Fasteners Work

Strength of this fastener is derived from the compression of the plates, mounted above and below the belt, with high tensile strength bolts. This "compression" distributes the splice tension across the full width of each fastener plate. The holding ability is, thereby, increased by not solely relying upon the bolts to resist pull-out.

Additional strength and resistance to pull-out is obtained from the specially formed teeth on each plate. These teeth imbed deep into the belt carcass, without damaging the carcass fibers.

A tight butt splice is achieved through the exaggerated bolt hole spacing in the templet which forces the belt end together, Flexco® Bolt Solid Plate Fasteners permit natural conformance with troughing or transition idlers.

140, 190 and 2-1/2 size fasteners are specifically designed for thinner belting, allowing increased compression, greater reach-back, and more fastener plates per belt width.


Applications	Installation Method	What You Need for Installation
Higher-tension main haulage belts in <ul style="list-style-type: none"> • Coal • Grain Elevators • Hard-Rock Mining • Aggregate Plants • Steel Mills • Foundries 	Holes are punched in belt quickly and accurately with a templet and boring tool. Fasteners are installed on-site with portable, hand, or power tools.	<ul style="list-style-type: none"> • Fastener Plates • Bolts & Nuts • Templet • Belt Punch • Wrench <ul style="list-style-type: none"> • Bolt Horn • Flexco Installation Tool • Impact Tool or Carpenter's Brace
How to Specify the Correct Flexco® Bolt Solid Plate Fastener	Fastener Metal Selection	Hinge Pin Selection
<ol style="list-style-type: none"> 1, Determine Belt Tension (PIW). 2, Measure your Belt Thickness. 3, Measure the Diameter of the Smallest Pulley in your Drive with Belt Wrap more than 90°. 4, Choose the fastener size that is appropriate for your specifications in the selection chart below. 	<p>Steel, For most applications, steel is recommended.</p> <p>MegAlloy®, For superior resistance to wear and abrasion.</p> <p>Stainless Steel, Type 316 Stainless Steel provides extra resistance to abrasion, magnetic attraction and corrosion from acids and chemicals.</p> <p>Everdur®, Spark-free material compared to steel and fully non-magnetic.</p> <p>Flexco®VP™, Rubber covered steel top plates.</p> <p>Promal, For superior abrasion resistance, Some minor chemical and corrosion resistance.</p>	No Hinge Pin Required.

Flexco® Bolt Solid Plate Fastener Selection Chart

Fastener Size	Fastener Rating		Belt Thickness Range	Recommended Min. Pulley Diameter When installing a 45 degree splice the minimum pulley diameter is reduced by 25%.	
	For Belt Strength Up To:	For Belt Tension Rating Up To:		Operating Tension 75-100% of Fastener Rating	Operating Tension Under 75% of Fastener Rating
	kN/m	PIW	Measured After Skive mm	mm	mm
1	260	150	5-11	300	250
140*, 140VP	400	225	5-11	350	300
190, 190VP	650	375	8-14	450	400
1-1/2	520	300	11-17	450	400
2, 2VP	770	440	14-21	760	710
2-1/4	1080	620	14-30	920	860
2-1/2	790	450	19-25	1050	1050
3	980	560	24-32	1220	1220

Note: When used with extra long bolts the maximum belt thickness is 48 mm for No. 2-1/4 and 50 mm for No. 3.

Flexco® Bolt Solid Plate Fasteners



Exclusive Piloted Bolt Design Simplifies Installation:

The new piloted bolt is currently being phased in to replace standard bolt designs.
To order the new piloted bolts as they become available. Use standard bolt ordering numbers.

FASTENERS

"E" BOX 25 FASTENER SETS

ORDERING NUMBER	ITEM CODE	ORDERING NUMBER	ITEM CODE	ORDERING NUMBER	ITEM CODE	ORDERING NUMBER	ITEM CODE	WT. KGS.
STEEL		STAINLESS – 300 SERIES		EVERDUR		MEGALLOY® TOP PLATES BALANCE STEEL		
1E	20002							1,2
140E	20000	140ES	20034	140EE	20090	140EMA	20330	1,7
190E	20001	190ES	20035	190EE	20091	190EMA	20331	2,0
1-1/2E	20004	1-1/2ES	20038	1-1/2EE	20094	1-1/2EMA	20334	2,4
2E	20005	2ES	20039	2EE	20095	2EMA	20335	3,2
2-1/4E	20006							4,8
2-1/2*	20007							2,8
3*	20008							3,1

*10 Fastener Sets

"C" BUCKET

(100 FASTENER SETS – BOTTOM PLATES PRE-ASSEMBLED)

ORDERING NUMBER	ITEM CODE	ORDERING NUMBER	ITEM CODE	WT. KGS.
STEEL		MEGALLOY® TOP PLATES BALANCE STEEL		
1C	20014			4,9
140C	20012	140CMA	20340	7,1
190C	20013	190CMA	20341	8,1
1-1/2C	20016	1-1/2CMA	20344	10,0
2C	20017	2CMA	20345	13,6

BOLT SOLID PLATE REPAIR SET*

ORDERING NUMBER	ITEM CODE	WT. KGS.
FVS 140	17370	4,8
FVS 190	17371	5,1

*BUCKET with 50 fasteners, HP1, HW1, 110 and approximately 5m LOK Tape.

FLEXCO® VP™ FASTENERS

RUBBER COVERED TOP PLATES BALANCE STEEL			
BOX*			
ORDERING NUMBER	ITEM CODE	PLATES PER STRIP	STRIPS PER BOX
140VP	20057	6	5
190VP	20056	6	5
2VP	20058	4	6

*Box quantities provide enough fasteners to splice a 900 mm belt.



FASTENER SETS

REQUIRED FOR VARIOUS BELT WIDTHS


BELT WIDTH	FASTENER SIZE 1, 140 & 190		FASTENER SIZE 1-1/2, 2 & 2-1/4		FASTENER SIZE 2-1/2 & 3	
	90°	45°	90°	45°	90°	45°
	mm	mm	mm	mm	mm	mm
400	13	19	10	15	8	12
500	16	26	13	21	10	16
650	21	33	17	27	14	21
800	26	40	21	32	17	26
1000	32	45	26	36	21	29
1200	39	54	31	43	26	35
1400	46	71	37	51	30	40

NOTE: Required fastener sets may vary from those listed depending on exact fastener size.

Stock Items (non-shaded)

Made To Order Items (shaded) extended lead time, minimum order may apply.

Special Metals and Special Length Cards are available.
Request quote for price and delivery.

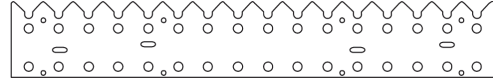


Flexco® Bolt Solid Plate Fasteners

INSTALLATION TOOLS

90° TEMPLETS


BELT WIDTH	ORDERING NUMBER	ITEM CODE	ORDERING NUMBER	ITEM CODE	ORDERING NUMBER	ITEM CODE	WT. KGS.
mm	1		140		190		
500	1-500	31259	140-500	31226	190-500	31291	1,0
650	1-650	31179	140-650	31224	190-650	31246	1,3
800	1-800	31258	140-800	31227	190-800	31297	1,6
1000	1-1000	31236	140-1000	31228	190-1000	31189	2,0
1200	1-1200	31180	140-1200	31198	190-1200	31201	2,4
1400	1-1400	31261	140-1400	31278	190-1400	31423	2,8
			1-1/2		2		
800			1-1/2-800	31215	2-800	31213	1,4
1000			1-1/2-1000	31188	2-1000	31453	1,8
1200			1-1/2-1200	31151	2-1200	31093	1,6
1400			1-1/2-1400	31190	2-1400	31242	1,7
	2-1/4		2-1/2		3		
800	2-1/4-800	31472	2-1/2-800	31493			1,6
1000	2-1/4-1000	31473	2-1/2-1000	31240	3-1000	31574	1,7
1200	2-1/4-1200	31124	2-1/2-1200	31122	3-1200	31194	1,1
1400	2-1/4-1400	31106	2-1/2-1400	31241	3-1400	31274	3,5



Stock Items (non-shaded)






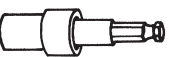

Made To Order Items (shaded) extended lead time, minimum order may apply.

Special Metals and Special Length Cards are available. Request quote for price and delivery.



INSTALLATION TOOLS

HAND & POWER TOOLS

	DESCRIPTION	FOR FASTENER NUMBER	ORDERING NUMBER	ITEM CODE	WT. KGS.
HAND TOOLS	BOLT HORN 		2BH	30480	0,02
	BOLT BREAKER (Two Per Package) 	1,140,190, RP1, 375X, 550 1½, 2, 2¼ & RP2 2½ & 3	110 112* 113*	30474 30475 30479	0,60 0,66 0,90
	PUNCH 	1,140,190, RP1, 375X, 550 1½, 2, 2¼ & RP2 2½ & 3	P1P P2P P3P	30460 30461 30462	0,06 0,10 0,13
	WRENCH 	1,140,190, RP1, 375X, 550 1½, 2, 2¼ & RP2 2½ & 3	S1S** S2S S3S	30442 30443 30444	0,09 0,09 0,11
	POWER PUNCH 	1,140,190 & RP1, 375X, 550 1½, 2, 2¼ & RP2 2½ & 3	HP1 HP2 HP3	30463 30464 30465	0,07 0,07 0,10
POWER TOOLS	POWER WRENCH 	1,140,190, RP1, 375X, 550 1½, 2, 2¼ & RP2 2½ & 3	HW1** HW2 HW3	30447 30448 30449	0,11 0,14 0,17
	QUICK CHANGE CHUCK 	For HD & HW tools	5552	30481	0,16
	MAKITA IMPACT TOOL		Makita Impact Tool	17402	5,28

*Sizes 110-112, 112 & 113 are straight bolt breakers – no bend.

**For use with slotted nuts only.

FLEXCO-LOK®

Belt tape 30 M


FASTENER SIZE	ORDERING NUMBER	ITEM CODE	WT. KGS.	TAPE WIDTH
Nos. 140, 1	FL7C	30888	0,36	11,0 mm
Nos. 190	FL11C	30889	0,45	17,0 mm
2-1/2, 3: 190, 1-1/2, 2, 2-1/4, 2-1/2, 3				



FLEXCO® BELT GROOVER


(11,0 mm wide groove path)

ORDERING NUMBER	ITEM CODE	WT. KGS.
FBG1	31978	0,7
EXTRA BLADES		
HSP3	31980	0,08



CRACKING CHISEL


NUT SIZE	ORDERING NUMBER	ITEM CODE	WT. KGS.
1,140,190, RP1, 375X, 550	C1C	30438	0,6
1-1/2, 2, 2-1/4, RP2	C2C	30439	0,6



FLEXCO® SILICONE LUBRICANT

ORDERING NUMBER	ITEM CODE	PKG. QTY.	WT. KGS.
SL5-1	30932	1	0,42





Flexco® Bolt Solid Plate Fasteners

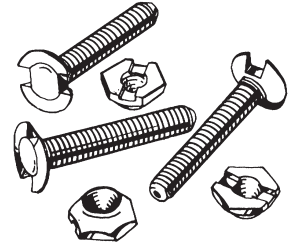
Exclusive Piloted Bolt Design Simplifies Installation:

The new piloted bolt is currently being phased in to replace standard bolt designs.

To order the new piloted bolts as they become available. Use standard bolt ordering numbers.

EXTRA BOLTS PER 100

FOR FASTENER NUMBER	ORDERING NUMBER / ITEM CODE	WT. KGS.	ORDERING NUMBER / ITEM CODE	WT. KGS.	ORDERING NUMBER / ITEM CODE	WT. KGS.
STEEL			STAINLESS – 300 SERIES		EVERDUR	
1	20391	0,8				
RP1, 375X	20398	0,9				
140 & 190	20399	1,0			20397	1,0
1,140,190, RP1, 375X, 550			20400	1,0		
1-1/2, 2 & RP2	20406	1,8	20407	1,9	20409	1,6
2-1/4	20410	2,4	20411	2,2		
2-1/2 & 3	20414	3,2				



EXTRA NUTS PER 100

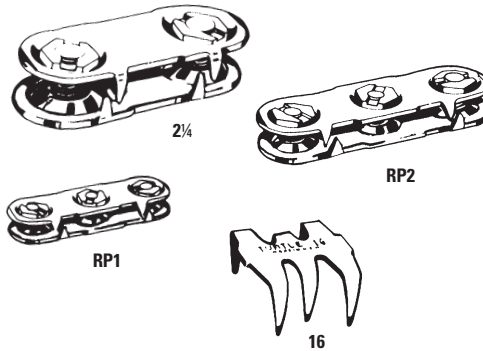
FOR FASTENER NUMBER	ORDERING NUMBER / ITEM CODE	WT. KGS.	ORDERING NUMBER / ITEM CODE	WT. KGS.	ORDERING NUMBER / ITEM CODE	WT. KGS.
STEEL			STAINLESS – 300 SERIES		EVERDUR	
1,140,190, RP1, 375X, 550	20377	0,3	20381	0,5		
1,140,190, RP1, 375X					20387	1,0
1½, 2, 2¼ & RP2	20378	0,4	20382	0,5	20388	0,6
2-1/2 & 3	20379	0,9				

SIXPOINT FASTENERS

ORDERING NUMBER	ITEM CODE	BELT THICKNESS mm	BOX QTY.	WT. KGS.
STEEL				
SS 200	00710	2,5-4	100	0,16
SS 201	00711	4-6	100	0,2
SS 202	00712	6-8	100	0,48
SS 203	00713	8-10	100	0,94
SS 204	00714	10-13	100	1,3
SS 205	00715	13-15	100	2,38
SS 206	00716	15-18	100	3,98
SS 207	00717	18-21	100	6,68

RIP REPAIR SELECTION INFORMATION

Belt Thickness mm	Fastener Size
10-14	No, 16
6-13	RP1
10-21	RP2
14-30	2-1/4



RIP REPAIR FASTENERS

ORDERING NUMBER	ITEM CODE	BOX QTY.	WT. KGS.
STEEL			
RP1E	20010	25	2,1
RP2E	20011	25	4,2
2-1/4E	20006	25	4,8
STAINLESS			
RP1ES	20041	25	2,2
RP2ES	20042	25	4,5

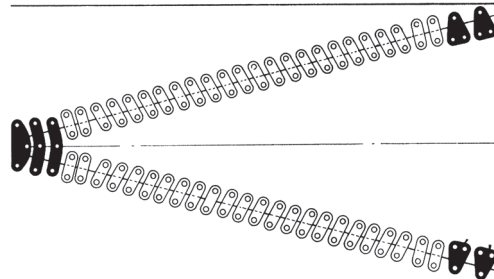
TURTLE® FASTENER-STEEL

ORDERING NUMBER	ITEM CODE	BOX QTY.	WT. KGS.
16	20206	50	2,1

WEDLOK®

DESCRIPTION	ORDERING NUMBER	ITEM CODE	WT. KGS.
Splice Kit*	2W	20200	1,9
Stainless Splice Kit	2WS	20201	1,8
Leading End Kit	2WL	20202	1,3
Trailing End Kit	2WT	20203	1,2
Templet Set	T2W	20204	2,8

*Stainless Top Plates, Balance Steel.




WEDLOK SPLICE KIT

Stock Items (non-shaded)

Made To Order Items (shaded) extended lead time, minimum order may apply.

Special Metals and Special Length Cards are available. Request quote for price and delivery.



How Flexco® Rivet Solid Plate Fasteners Work

The Flexco® BR™ fastener offers longer service life in demanding, higher-tension applications and is an excellent replacement for vulcanized splicing in a wide range of industries.

Designed for high strength synthetic carcass belting, the fastener is installed with a staggered pattern of rivets to ensure maximum grip on the belt fibers. Working between these fibers without severing them, the strength of the belt is left intact.

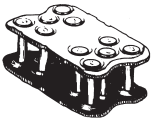
The specially-shaped head of each pilot nail works with the installation tool's anvil plate to "self-set" the rivets.

The same hammer blows that drive and set the rivets also tightly compress the fastener plates for the strongest possible splice. The broad width and heavy gauge of the plates give extended wear life. These plates compress uniformly and are specially coined so there are no high spots or edges to hang up.

Applications	Installation Method	What You Need for Installation
<ul style="list-style-type: none"> • Sand • Gravel • Crushed Stone • Grain • Coal • Cement • Salt 	<p>Designed for fast, simple installation. All that is needed is a hammer and the portable MBRT tool. Belt ends and fastener strip are held in proper alignment. Upon proper alignment, the rivets can be hammer-driven and set from the top side of belt.</p>	<ul style="list-style-type: none"> • Fasteners • Rivets • Flexco Installation Tool • Hammer
How to Specify the Correct Flexco® Rivet Solid Plate Fastener	Fastener Metal Selection	Hinge Pin Selection
<ol style="list-style-type: none"> 1, Determine Belt Tension (PIW). 2, Measure your Belt Thickness. 3, Measure the Diameter of the Smallest Pulley in your Drive with Belt Wrap more than 90°. 4, Choose the fastener size that is appropriate for your specifications in the selection chart below. 	<p>Steel, For most applications, plated steel is recommended.</p> <p>MegAlloy®, For superior resistance to wear and abrasion.</p> <p>Stainless Steel, Type 316 Stainless Steel provides extra resistance to abrasion, magnetic attraction and corrosion from acids and chemicals.</p> <p>Everdur®, Spark-free material compared to steel and fully non-magnetic.</p>	<p>No Hinge Pin Required.</p>

Flexco® Rivet Solid Plate Fastener Selection Chart

Fastener Size	Fastener Rating		Belt Thickness Range	Recommended Min. Pulley Diameter	
	For Belt Strength Up To:	For Belt Tension Rating Up To:	Measured After Skive	Operating Tension 75-100% of Fastener Rating	Operating Tension Under 75% of Fastener Rating
	kN/m	PIW	mm	mm	mm
BR6	700*	400*	5-17	350	300
BR10	1140	650	6-17	450	400
BR14	1400	800	10-24	900	860



Flexco® BR™ Rivet Solid Plate Fasteners

FASTENERS

Order each component separately for a complete splice: Fasteners + Rivets



NOTE:

In most cases, fastener strip length is not equal to belt width. Order by belt width.

FLEXCO® BR6 FASTENERS

BELT WIDTH	ORDERING NUMBER	ITEM CODE	WT. KGS.
mm	STEEL		
500	BR6-SE-500	41863	1,7
650	BR6-SE-650	41865	1,7
800	BR6-SE-800	41866	2,8
1000	BR6-SE-1000	41868	3,0
1200	BR6-SE-1200	41877	3,5
	STAINLESS		
500	BR6S-SE-500	41870	1,7
650	BR6S-SE-650	41872	1,7
800	BR6S-SE-800	41873	2,8
1000	BR6S-SE-1000	41875	3,0
1200	BR6S-SE-1200	41878	3,5

Each box of BR6 fasteners contains 2 Fasteners Sets without rivets for the Belt Width specified.

FLEXCO® BR10 & BR14 FASTENERS

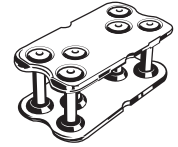
FASTENER METAL	ORDERING NUMBER	ITEM CODE	WT. KGS.
BOX (35 Fastener Sets)			
STEEL	BR-10-SE	40750	3,4
MEGALLOY®	BR-10MA-SE	40752	3,6
STAINLESS	BR-10S-SE	40751	3,6
STEEL	BR-14	40755	5,8
MEGALLOY®	BR-14MA	40756	5,9

RIVET SELECTION GAUGE

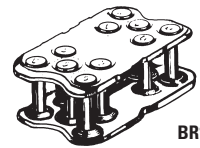
ORDERING NUMBER	ITEM CODE	WT. KGS.
R5-RAR6LP RIVET GAUGE	40329	0,06
R6-R8 RIVET GAUGE	40381	0,06

RIVET SELECTION CHART

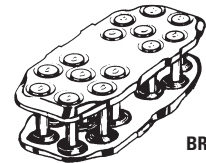
FASTENER SIZE	BELT THICKNESS RANGE	RIVET SIZE
	mm	
BR6	6-8	SRA
	8-10,5	SRB
	9,5-12	SRC
	11-13,5	SRC/D
	13-15	SRD
BR10	14-17	SRE
	6-8	SRA
	7-10	SRB
	9-11	SRC
	10-13	SRC/D
	12-14	SRD
	13-16	SRE
BR14	15-17	SRF
	10-13	SRD
	12-14	SRE
	13-16	SRF
	15-17	SRG
	16-19	SRH
	18-21	SRI
	20-22	SRJ
21-24	SRK	



BR6



BR10



BR14

Flexco® Rivet Solid Plate Fasteners And Rivets Required For one BR10 or BR14 Joint and Various Belt Widths

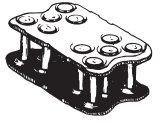
BELT WIDTH	RIVETS NEEDED FOR COMPLETE SPLICE		
	BR-6	BR-10	BR-14
mm			
400	66	90	126
500	84	110	154
650	114	140	196
800	138	170	238
1000	174	220	308
1200	210	270	378
1400		310	434
1600		360	504
1800		410	574

Stock Items (non-shaded)

Made To Order Items (shaded) extended lead time, minimum order may apply.

Special Metals and Special Length Cards are available. Request quote for price and delivery.

Flexco® BR™ Rivet Solid Plate Fasteners



RIVETS

Self-setting, pre-assembled with pilot nails

STEEL

ORDERING NUMBER	ITEM CODE	BOX QTY.	WT. KGS.
BOX (250 Rivets)			
SRA	40527	250	0,9
SRB	40528	250	1,0
SRC	40529	250	1,1
SRC/D	40538	250	1,1
SRD	40530	250	1,2
SRE	40531	250	1,2
SRF	40532	250	1,3
SRG	40533	250	1,3
SRH	40534	250	1,4
SRI	40535	250	1,5
SRJ	40536	250	1,6
SRK	40537	250	1,6
BUCKET (2000 Rivets)			
SRA-2M	41190	2000	7,5
SRB-2M	41191	2000	8,4
SRC-2M	41192	2000	8,8
SRC/D-2M	41193	2000	9,6
SRD-2M	41194	2000	9,7
SRE-2M	41195	2000	10,4
SRF-2M	41196	2000	11,0
SRG-2M	41197	2000	11,2

STAINLESS (TYPE 430)

ORDERING NUMBER	ITEM CODE	BOX QTY.	WT. KGS.
BOX (250 Rivets)			
SRA-S	40542	250	0,9
SRB-S	40543	250	1,0
SRC-S	40544	250	1,1
SRC/D-S	40548	250	1,2
SRD-S	40545	250	1,3
SRE-S	40546	250	1,4
SRF-S	40547	250	1,4
SRG-S	40523	250	1,3
BUCKET (2000 Rivets)			
SRF-S-2M	41196	2000	11,5
SRG-S-2M	41197	2000	11,2

RAPID LOADER™ RIVET STRIPS

Self-setting, pre-assembled with pilot nails

FOR FLEXCO® BR6

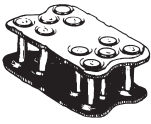
32 Strips / 768 Rivets per Bucket

DESCRIPTION		ORDERING NUMBER	ITEM CODE	WT. KGS.
Size	Color Code			
STEEL				
A	Red	CBR6A	41785	4,8
B	White	CBR6B	41786	4,8
C	Blue	CBR6C	41788	4,8
C/D	Orange	CBR6C/D	41792	4,8
D	Green	SBR6D	41793	5,4
E	Purple	CBR6E	41794	5,4
F	Yellow			
G	Black			
STAINLESS (SERIES 400)				
A	Red	CBR6A-S	41795	4,8
B	White	CBR6B-S	41796	4,8
C	Blue	CBR6C-S	41797	4,9
C/D	Orange	CBR6C/D-S	41798	5,5
D	Green	CBR6D-S	41799	5,4
E	Purple	CBR6E-S	41800	5,4
F	Yellow			
G	Black			

FOR FLEXCO® BR10

60 Strips / 1200 Rivets per Bucket

ORDERING NUMBER	ITEM CODE	WT. KGS.
STEEL		
CSRLA	40857	5,9
CSRLB	40858	6,3
CSRLC	40859	6,5
CSRLC/D	40860	6,0
CSRLD	40861	7,2
CSRLE	40862	7,4
CSRLF	40863	7,6
CSRLG	40864	7,9
STAINLESS		
CSRLA-S	40978	5,9
CSRLB-S	40979	6,3
CSRLC-S	40980	6,7
CSRLC/D-S	40981	6,9
CSRLD-S	40982	7,2
CSRLE-S	40983	7,4
CSRLF-S	40984	7,6
CSRLG-S	40985	7,9

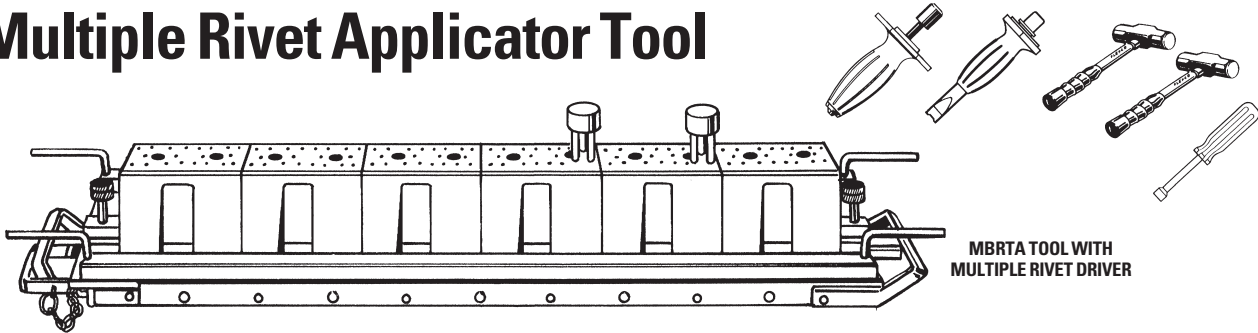


Flexco® BR™ Rivet Solid Plate Fasteners

For Power Installation of Flexco® BR™ Fasteners, see page 97.

INSTALLATION TOOLS

Multiple Rivet Applicator Tool



MBRTA TOOL WITH MULTIPLE RIVET DRIVER

MBRTA APPLICATOR TOOL Complete (For BR10 and BR14)

(Includes two SR759 Multiple Drive Rods, BR500D Multiple Guide Blocks, one SR-50 Driver Tool, one BR151 Bridge Removal Tool, one Nut Driver, two 4 lb. Hammers, Lubricant and Metal Tool Box.)

TOOL WIDTH mm	ORDERING NUMBER	ITEM CODE	WT. KGS.	MULTIPLE GUIDE BLOCKS INCLUDED
1050	MBRTA-42	40920	57,0	6
1200	MBRTA-48	40921	75,5	7
1500	MBRTA-60	40922	81,0	9
1800	MBRTA-72	40923	87,0	10
2100	MBRTA-84	40924	103,0	12

MBRT TOOL COMPONENTS

DESCRIPTION	ORDERING NUMBER	ITEM CODE	WT. KGS.
Multiple Drive Rod-3 Prong	BR359	41187	0,3
Multiple Guide Block-Blue, BR6	BR300	40882	1,7
Multiple Guide Block-Yellow, BR10, BR14	BR500D	41016	2,1
Multiple Drive Rod-5 Prong	SR759	41055	0,5
Driver Tool Complete	SR-50	40510	0,4
Bridge Removal Tool	BR151	40760	0,05
Silicone Lubricant	SL5-1	30932	0,4
Four lb. Hammer	4FH	30435	2,1

* For use with the Flexco®Pneumatic Single Rivet Driver.

ALUMINUM MBRT6 APPLICATOR Complete

(Includes one BR359 three prong multiple drive rod, two BR300 multiple guide blocks, one BR151 bridge removal tool, one 4 lb. hammer, and lubricant.)

BELT WIDTH mm	ORDERING NUMBER	ITEM CODE	WT. KGS.	MULTIPLE GUIDE BLOCKS REQUIRED TO SPAN TOOL WIDTH
750	MBRT6-30-AL	41089	34,0	5
900	MBRT6-36-AL	41097	39,0	7
1050	MBRT6-42-AL	41098	44,0	8
1200	MBRT6-48-AL	41099	48,0	9
1500	MBRT6-60-AL	41107	59,0	11
1800	MBRT6-72-AL	41123	64,0	13
2100	MBRT6-84-AL	41124	71,0	15

ALUMINUM MBRT10 APPLICATOR Complete

(Includes one SR759 five prong multiple drive rod, two BR500D multiple guide blocks, one BR151 bridge removal tool, one 4 lb. hammer, and lubricant.)

BELT WIDTH mm	ORDERING NUMBER	ITEM CODE	WT. KGS.
750	MBRT10-30-AL	41138	36,0
900	MBRT10-36-AL	41139	40,5
1050	MBRT10-42-AL	41148	44,0
1200	MBRT10-48-AL	41149	47,0
1500	MBRT10-60-AL	41152	56,2
1800	MBRT10-72-AL	41153	64,0
2100	MBRT10-84-AL	41168	73,0

Aluminum Content

ALUMINUM ALLOY TYPE	PERCENT	
	Mg-Magnesium	Ti-Titanium
5356	5,5	0,2
6005	0,6	0,1
6061	1,0	0,0
7075	2,5	0,0


BELT CUTTERS/SKIVER

Please refer to pages 108-110.

Heavy-Duty Belt Maintenance Tools

FOUR LB. HAMMER

ORDERING NUMBER	ITEM CODE	WT. KGS.
4FH	30435	2,1



FLEXCO® HINGE PIN CUTTER

ORDERING NUMBER	ITEM CODE	PKG. QTY.	WT. KGS.
APC-1	50004	1	0,2

FLEXCO® SILICONE LUBRICANT

ORDERING NUMBER	ITEM CODE	PKG. QTY.	WT. KGS.
SL5-1	30932	1	0,4



FLEXCO® HAND SKIVER

ORDERING NUMBER	ITEM CODE	PKG. QTY.	WT. KGS.
RTBS	03239	1	0,02

BELT NIPPER

ORDERING NUMBER	ITEM CODE	WT. KGS.
BN-1	50003	0,3




FLEXCO® BELT GRINDER

ORDERING NUMBER	ITEM CODE	PKG. QTY.	WT. KGS.
RB-1	30867	1	0,2

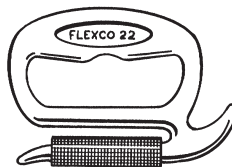
FLEXCO® BELT GROOVER (7/16" WIDE GROOVE PATH)

ORDERING NUMBER	ITEM CODE	WT. KGS.
FBG1	31978	0,7
EXTRA BLADES		
HSP3	31980	0,08



FLEXCO® BELT GRIPS GRIPS BELTS UP TO 16 MM SOLD BY THE PAIR

ORDERING NUMBER	ITEM CODE	WT. KGS.
22	30882	1,4

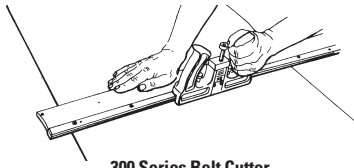


 **Stock Items** (non-shaded)

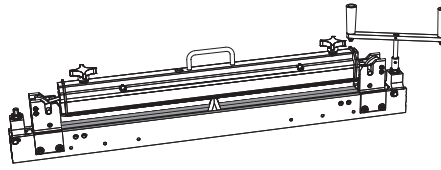
 **Made To Order Items** (shaded) extended lead time, minimum order may apply.

Special Metals and **Special Length Cards** are available. Request quote for price and delivery.

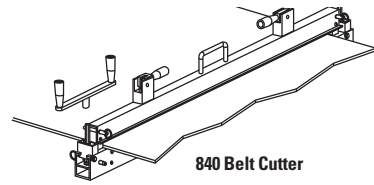
Heavy-Duty Belt Maintenance Tools



300 Series Belt Cutter



900 Series Belt Cutter



840 Belt Cutter

300 SERIES STRAIGHT CUTTER

DESCRIPTION	BELT WIDTH	ORDERING NUMBER	ITEM CODE	WT. KGS.
	mm			
Cutter Complete	600	300324	30902	8,0
	750	300330	30903	8,7
	900	300336	30904	9,0
	1050	300342	30905	11,8
	1200	300348	30906	16,0
	1500	300360	30907	14,9
	1800	300372	30944	17,0
Cutter Blade for belts up to 720 mm thick		30023	30909	0,1

For Curved Belt Cutter, See Page 84 Bolt Hinged Fastener Section.

Aluminum Content-900 Series

ALUMINUM ALLOY TYPE	PERCENT	
	Mg Magnesium	Ti Titanium
6005	0,6	0,1
6061	1,0	0,0
7075	2,5	0,0

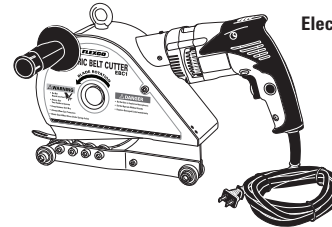
Aluminum Content-840 Series

ALUMINUM ALLOY TYPE	PERCENT	
	Mg Magnesium	Ti Titanium
6061	1,00%	0%

840 SERIES ALUMINUM BELT CUTTER

(REPLACES THE 820 SERIES BELT CUTTER)

DESCRIPTION	BELT WIDTH	ORDERING NUMBER	ITEM CODE	WT. KGS.
	mm			
Extra Blade (with screw) 25 mm		820/840-1CB	32273	0,02
Blade		845-CBK	32279	0,1
Optional Squaring Device		840SD	32274	3,7



Electric Belt Cutter with cord

Cutting Capacity-Electric Belt Cutter

BELT TYPE	ITEC 170	ITEC 220
	METRIC	METRIC
Rubber	Up to 25 mm	Up to 50 mm
PVC	Up to 630 EP	Up to 2000 EP

900 SERIES* BELT CUTTER

DESCRIPTION	BELT WIDTH	ORDERING NUMBER	ITEM CODE	WT. KGS.
	mm			
Cutter Complete for belts up to 38 mm	600	900924	04200	14,5
	900	900936	04143	17,2
	1200	900948	04144	20,0
	1500	900960	04145	23,6
	1800	900972	04146	28,0
	2100	900984	04147	29,0
Replacement Blade Kit		900CBK	04149	0,06

*Patent Number: International WIPO W02009006619A1

ELECTRIC BELT CUTTER

DESCRIPTION	ORDERING NUMBER	ITEM CODE	WT. KGS.
Electric Cutter Complete 220V	ITEC-170	30011	16,7
Electric Cutter Complete 220V	ITEC-220	30012	19,5
Cordless Electric Cutter Complete 220V	ITEC-170C	30021	18,6
Cordless Electric Cutter Complete 220V	ITEC-220C	30022	21,0
Spare Parts List			
Replacement blade for ITEC 170	ITEC-170-BLADE	30003	0,5
Replacement blade for ITEC 220	ITEC-220-BLADE	30004	1,2

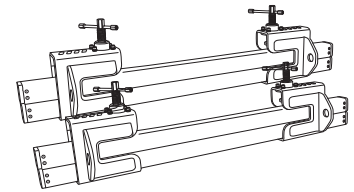
Heavy-Duty Belt Maintenance Tools

TUG™ HD® BELT CLAMPS

Complete Set

DESCRIPTION	BELT WIDTH	6 TON			8 TON		
	mm	ORDERING NUMBER	ITEM CODE	WT. KGS.	ORDERING NUMBER	ITEM CODE	WT. KGS.
Complete Set includes four aluminum clamp bars and four steel clamp ends.	Up to 900	TUG6-36-AL	31700	61,0	TUG8-36-AL	31706	81,0
	Up to 1050	TUG6-42-AL	31701	64,0	TUG8-42-AL	31707	86,0
	Up to 1200	TUG6-48-AL	31702	67,0	TUG8-48-AL	31708	91,0
	Up to 1400	TUG6-54-AL	31703	70,0	TUG8-54-AL	31709	96,0
	Up to 1600	TUG6-60-AL	31704	73,0	TUG8-60-AL	31710	101,0
	Up to 1800	TUG6-72-AL	31705	80,0	TUG8-72-AL	31711	111,0
	Up to 2200	N/A			TUG8-84-AL	31712	121,0
	Up to 2400	N/A			TUG8-96-AL	31713	131,0

Contact customer service for information on steel bars.

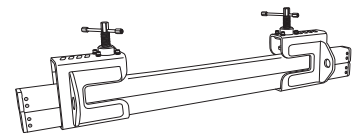


TUG™ HD® BELT CLAMPS

Pair of Clamps

DESCRIPTION	BELT WIDTH	6 TON			8 TON		
	mm	ORDERING NUMBER	ITEM CODE	WT. KGS.	ORDERING NUMBER	ITEM CODE	WT. KGS.
Pair Clamps include two aluminum clamp bars and two steel clamp ends.	Up to 900	TUG6P-36-AL	31714	30,0	TUG8P-36-AL	31720	40,0
	Up to 1050	TUG6P-42-AL	31715	32,0	TUG8P-42-AL	31721	43,0
	Up to 1200	TUG6P-48-AL	31716	34,0	TUG8P-48-AL	31722	45,0
	Up to 1400	TUG6P-54-AL	31717	35,0	TUG8P-54-AL	31723	48,0
	Up to 1600	TUG6P-60-AL	31718	37,0	TUG8P-60-AL	31724	50,0
	Up to 1800	TUG6P-72-AL	31719	40,0	TUG8P-72-AL	31725	55,0
	Up to 2200	N/A			TUG8P-84-AL	31726	60,0
	Up to 2400	N/A			TUG8P-96-AL	31727	65,0

Contact customer service for information on steel bars.

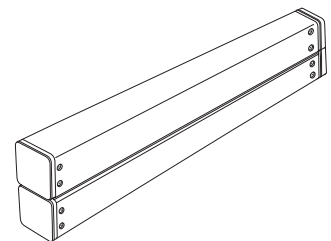


TUG™ HD® BELT CLAMPS

Pair of Replacement Bars

DESCRIPTION	BELT WIDTH	6 TON			8 TON		
	mm	ORDERING NUMBER	ITEM CODE	WT. KGS.	ORDERING NUMBER	ITEM CODE	WT. KGS.
Replacement Bar Set includes two aluminum clamp bars.	300	TUG6B-12-AL	31728	3,0	TUG8B-12-AL	31735	5,0
	Up to 900	TUG6B-36-AL	31729	10,0	TUG8B-36-AL	31736	15,0
	Up to 1050	TUG6B-42-AL	31730	11,0	TUG8B-42-AL	31737	17,0
	Up to 1200	TUG6B-48-AL	31731	13,0	TUG8B-48-AL	31738	20,0
	Up to 1400	TUG6B-54-AL	31732	14,0	TUG8B-54-AL	31739	22,0
	Up to 1600	TUG6B-60-AL	31733	16,0	TUG8B-60-AL	31740	25,0
	Up to 1800	TUG6B-72-AL	31734	19,0	TUG8B-72-AL	31741	30,0
	Up to 2200	N/A			TUG8B-84-AL	31742	35,0
	Up to 2400	N/A			TUG8B-96-AL	31743	40,0

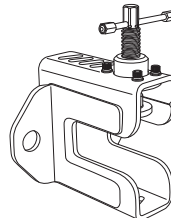
Contact customer service for information on steel bars.



TUG™ HD® BELT CLAMPS

Replacement Clamp End

DESCRIPTION	ORDERING NUMBER	ITEM CODE	WT. KGS.
Replacement Clamp End includes one steel clamp end.	TUG6E	31744	10,0
	TUG8E	31747	13,0



Aluminum Content-TUG Clamps

ALUMINUM ALLOY TYPE	PERCENT	
	Mg Magnesium	Ti Titanium
6061	1,00%	0%

Stock Items (non-shaded)

Made To Order Items (shaded) extended lead time, minimum order may apply.

Special Metals and Special Length Cards are available. Request quote for price and delivery.

Heavy-Duty Belt Maintenance Tools

FAR-PUL™ HD® BELT CLAMPS

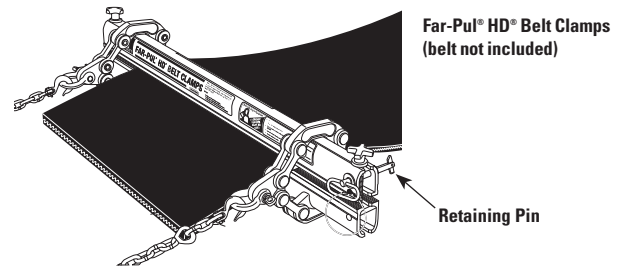
Load Capacity up to 2.7 metric tons when used with two 1.4 metric ton come-a-longs.

DESCRIPTION	BELT WIDTH	ORDERING NUMBER	ITEM CODE	WT. KGS.
	mm			
Belt Clamp Complete includes: 4 Belt Clamp Bars and 4 Belt Clamp Scissors	Up to 750	LSHD30/750	30393	35,8
	Up to 900	LSHD36/900	30394	39,5
	Up to 1050	LSHD42/1050	30395	41,3
	Up to 1200	LSHD48/1200	30396	44,5
	Up to 1500	LSHD60/1500	30398	49,9
	Up to 1800	LSHD72/1800	30399	54,9
	Up to 2100	LSHD84/2100	30377	60,0
	Up to 2400	LSHD96/2400	30324	65,0
750 mm Belt Clamp Bar Set*	Up to 750	LSHDB30/750	30418	9,0
900 mm Belt Clamp Bar Set*	Up to 900	LSHDB36/900	30414	10,5
1050 mm Belt Clamp Bar Set*	Up to 1050	LSHDB42/1050	30421	11,8
1200 mm Belt Clamp Bar Set*	Up to 1200	LSHDB48/1200	30423	13,6
1500 mm Belt Clamp Bar Set*	Up to 1500	LSHDB60/1500	30430	16,3
1800 mm Belt Clamp Bar Set*	Up to 1800	LSHDB72/1800	30408	18,1
Steel Belt Clamp Scissor - Each		LSHDS	30392	4,8

*Includes 2 Bars Per Set

Aluminum Content-Far-Pul™ HD®

ALUMINUM ALLOY TYPE	PERCENT	
	Mg- Magnesium	Ti -Titanium
6061	1,00%	0%

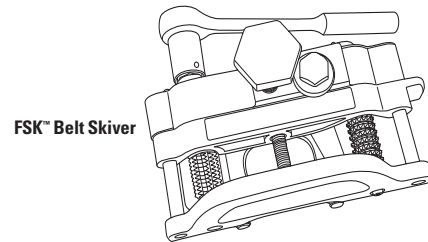


FLEXCO® FSK™ BELT SKIVER

Width of Skive 64 mm

DESCRIPTION	ORDERING NUMBER	ITEM CODE	WT. KGS.
Skiver Complete with Plastic Fence*	FSK2	32051	9,5
	FSK2A	32057	10,4
Skiver Complete with Metal Fence*	FSK2M	32068	9,5
Skiver XL Complete with Metal Fence*	FSK2MXL	32070	11,0
REPLACEMENT PARTS			
Skiver Blade-Standard	FSK-1B	31996	0,1
Skiver Blade-High Wear	FSK-1BA	31999	0,1
Skiver Metal Fence Assembly for FSK2M	FSK2-FM	32069	0,5

*Comes with standard blade



Heavy-Duty Belt Maintenance Tools

FLEXCO® ELECTRIC BUFFING MACHINE

230 V / 50 Hz

DESCRIPTION	ORDERING NUMBER	ITEM CODE	WT. KGS.
Grinding Head	ITGW-86	17400	1,9

LASER BELT SQUARE

DESCRIPTION	ORDERING NUMBER	ITEM CODE	WT. KGS.
Laser Belt Square	LASER BELT SQUARE	04305	1,0

SMARTCLAMP™

DESCRIPTION	ORDERING NUMBER	ITEM CODE	WT. KGS.
SMARTCLAMP™	SMARTCLAMP™	04073	22,5

BELT PUNCH SET

DESCRIPTION	ORDERING NUMBER	ITEM CODE	WT. KGS.
BELT PUNCH SET	LS-1/06-24	00465	1,36
Spare Belt Punch List			
6 mm - Spare Belt Punch	L-06	00466	0,06
8 mm - Spare Belt Punch	L-08	00467	0,06
10 mm - Spare Belt Punch	L-10	00468	0,06
12 mm - Spare Belt Punch	L-12	00469	0,1
14 mm - Spare Belt Punch	L-14	00470	0,1
16 mm - Spare Belt Punch	L-16	00471	0,1
18 mm - Spare Belt Punch	L-18	00472	0,2
20 mm - Spare Belt Punch	L-20	00473	0,1
22 mm - Spare Belt Punch	L-22	00474	0,1
24 mm - Spare Belt Punch	L-24	00475	0,1
26 mm - Spare Belt Punch	L-26	00479	0,4
28 mm - Spare Belt Punch	L-28	00476	0,3
30 mm - Spare Belt Punch	L-30	00478	0,3

 **Stock Items** (non-shaded)

 **Made To Order Items** (shaded) extended lead time, minimum order may apply.

Special Metals and **Special Length** Cards are available. Request quote for price and delivery.

Heavy-Duty Belt Maintenance Tools

FLEX-LIFTER™ CONVEYOR BELT LIFTER

Easy and safe way to lift tensioned belts so mechanical splicing or other maintenance work can be done.

DESCRIPTION	ORDERING NUMBER	ITEM CODE	WT. KGS.
Medium Flex-Lifter 900 - 1500 mm includes return bar	FLEX-LIFTER M	79926	28,0
Large Flex-Lifter 1200 - 1800 mm includes return bar	FLEX-LIFTER L	79927	34,0
XL Flex-Lifter 1800 - 2400 mm does not include return bar	FLEX-LIFTER XL	79928	57,0
Flex-Lifter Cart	FLEX-LIFTER CART	77729	10,0
V-Return Lift Bar – XL	FLRLB-XL-EC	79934	29,0

Lifts troughed or flat belts.
Lead time: 1 working day

Safe Lifting Capacity

HEIGHT	MAXIMUM WEIGHT			
	MEDIUM/LARGE		XL	
mm	KGS.	KGS.	KGS.	KGS.
0-25	500	225	1100	500
25-50	1000	450	1800	815
50-75	1500	675	2500	1140
75-100	2000	900	3200	1450
100-125	2500	1150	3700	1680
125-150	3000	1350	4600	2090
150-175	3500	1600	5300	2400
>175	4000	1800	6000	2725

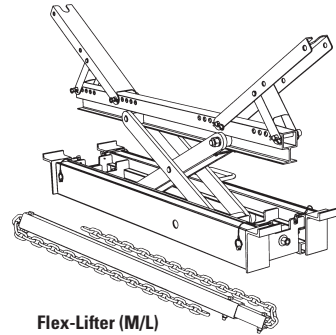
Aluminum Content Flex-Lifter

ALUMINUM ALLOY TYPE	PERCENT	
	Mg Magnesium	Ti Titanium
4043	0.05%	0.2%
5356	5.5%	0.2%
6005	0.6%	0.1%
6061	1.0%	0.0%
6063	0.7%	0.0%
7075	2.5%	0.0%

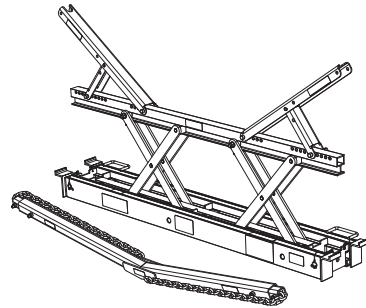
Stock Items (non-shaded)

Made To Order Items (shaded) extended lead time, minimum order may apply.

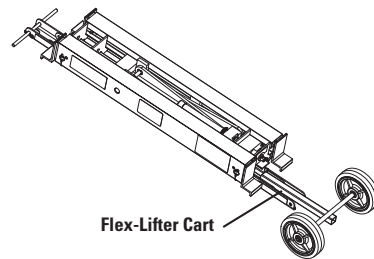
Special Metals and Special Length Cards are available.
Request quote for price and delivery.



Flex-Lifter (M/L)



Flex-Lifter (XL)



Flex-Lifter Cart

Book Index By Ordering Number

Order Number	Page	Order Number	Page	Order Number	Page	Order Number	Page
3	99	400460	84	140-650	100	2-1/4-1000	100
7	46	900924	59	140-800	100	2-1/4-1200	100
16	102	900924	108	140C	99	2-1/4-1400	100
22	107	900936	59	140CMA	99	2-1/4-800	100
110	75	900936	108	140E	99	2-1/4E	99
110	85	900948	59	140EE	99	2-1/4E	102
110	101	900948	108	140EMA	99	2-1000	100
112	101	900960	59	140ES	99	2-1200	100
113	101	900960	108	140VP	99	2-1400	100
5552	75	900972	59	15	46	2-800	100
5552	85	900972	108	15-1200	44	2-G-300	12
5552	101	900984	59	15-300	44	2-G-300W	12
20377	102	900984	108	15-600	44	2-HT-300	12
20378	102	00	46	15-900	44	2-S-300	12
20379	102	00-1200	44	150T-1200	58	2-SS-300	12
20380	84	00-300	44	150T-600	58	20	46
20381	84	00-600	44	15E	46	20-1200	44
20381	102	00-900	44	15S	46	20-300	44
20382	102	00H1200	45	15S-1200	45	20-600	44
20387	84	00H300	45	187-RET-50	50	20-900	44
20387	102	00H600	45	187MA	52	20E	46
20388	102	00H900	45	190-1000	100	20S	46
20391	102	00S	46	190-1200	100	20S-1000	45
20397	84	00S-1200	45	190-1400	100	20S-1200	45
20397	102	00S-300	45	190-500	100	20S-1500	45
20398	84	00S-500	45	190-650	100	25-1200	44
20398	102	00S-600	45	190-800	100	25-300	44
20399	84	00S-900	45	190C	99	25-600	44
20399	102	1-1/2-1000	100	190CMA	99	25-900	44
20400	84	1-1/2-1200	100	190E	99	25-G-150	9
20400	102	1-1/2-1400	100	190EE	99	25-G-300	9
20406	102	1-1/2-800	100	190EMA	99	25-SS-048W	13
20407	102	1-1/2C	99	190ES	99	25-SS-050W	13
20409	102	1-1/2CMA	99	190VP	99	25-SS-150	9
20410	102	1-1/2E	99	1A	46	25-SS-300	9
20411	102	1-1/2EE	99	1A-1200	44	25D	46
20414	102	1-1/2EMA	99	1A-1500	44	25DS	46
30023	84	1-1/2ES	99	1A-300	44	25E	46
30023	108	1-1000	100	1A-600	44	25LL-G-150	9
30894	85	1-1200	100	1A-900	44	25LL-G-300	9
2/1/02	99	1-1400	100	1AS	46	25LL-SS-035W	13
300324	108	1-500	100	1C	99	25LL-SS-048W	13
300330	108	1-650	100	1E	99	25LL-SS-050W	13
300336	108	1-800	100	1S-1000	45	25LL-SS-057W	13
300342	108	100T-1200	58	1S-1200	45	25LL-SS-063W	13
300348	108	100T-600	58	1S-300	45	25LL-SS-090W	13
300360	108	125-RET-50	50	1S-600	45	25LL-SS-100W	13
300372	108	125MA	52	1S-900	45	25LL-SS-115W	13
400430	84	140-1000	100	2-1/2-1000	100	25LL-SS-150	9
400436	84	140-1200	100	2-1/2-1200	100	25LL-SS-300	9
400442	84	140-1400	100	2-1/2-1400	100	25LLLLP-G-150	9
400448	84	140-500	100	2-1/2-800	100	25LLLLP-G-300	9

Book Index By Ordering Number

Order Number	Page	Order Number	Page	Order Number	Page	Order Number	Page
25LLLP-SS-150	9	25SP-G-090W-P	40	27-600	44	375X-1000	84
25LLLP-SS-300	9	25SP-G-095W-P	14	27-900	44	375X-1200	84
25LLSP-G-048W	13	25SP-G-095W-P	40	27E	46	375X-1400	84
25LLSP-G-050W	13	25SP-G-100W	13	27K	46	375X-3-SN	81
25LLSP-G-057W	13	25SP-G-100W-P	14	27KS	46	375X-500	84
25LLSP-G-090W	13	25SP-G-100W-P	40	27S-24	45	375X-650	84
25LLSP-G-100W	13	25SP-G-115W	13	2BH	101	375X-800	84
25LLSP-G-115W	13	25SP-G-115W-P	14	2C	99	375XEJ1000NB	81
25LLSP-G-150	9	25SP-G-115W-P	40	2CMA	99	375XEJ1200NB	81
25LLSP-G-300	9	25SP-G-120W	13	2E	99	375XEJ500NB	81
25LLSP-SS-035W	13	25SP-G-150	9	2EE	99	375XEJ650NB	81
25LLSP-SS-048W	13	25SP-G-300	9	2EMA	99	375XEJ800NB	81
25LLSP-SS-050W	13	25SP-SS-020W	13	2ES	99	375XJ1000NC-SN	81
25LLSP-SS-057W	13	25SP-SS-025W	13	2VP	99	375XJ1200NC-SN	81
25LLSP-SS-063W	13	25SP-SS-035W	13	2W	102	375XJ1400NC-SN	81
25LLSP-SS-075W	13	25SP-SS-035W-P	14	2WL	102	375XJ400NC-SN	81
25LLSP-SS-090W	13	25SP-SS-035W-P	40	2WS	102	375XJ500NC-SN	81
25LLSP-SS-100W	13	25SP-SS-040W	13	2WT	102	375XJ650NC-SN	81
25LLSP-SS-115W	13	25SP-SS-040W-P	14	3-1000	100	375XJ800NC-SN	81
25LLSP-SS-150	9	25SP-SS-040W-P	40	3-1200	100	375XS-2	81
25LLSP-SS-300	9	25SP-SS-045W	13	3-1400	100	375XS-3	81
25S-300	45	25SP-SS-048W	13	3-G-300	12	375XSJ1000NCS	81
25S-600	45	25SP-SS-048W-P	14	3-G-300W	12	375XSJ1200NCS	81
25S-900	45	25SP-SS-048W-P	40	3-HT-300	12	375XSJ1400NCS	81
25SP-G-010W	13	25SP-SS-050W	13	3-S-300	12	375XSJ400NCS	81
25SP-G-015W	13	25SP-SS-050W-P	14	3-SS-300	12	375XSJ500NCS	81
25SP-G-020W	13	25SP-SS-050W-P	40	30-SS-150	10	375XSJ650NCS	81
25SP-G-025W	13	25SP-SS-057W	13	30-SS-300	10	375XSJ800NCS	81
25SP-G-035W	13	25SP-SS-057W-P	14	30LL-H-300	10	3M SCOTCH 1300L	33
25SP-G-035W-P	14	25SP-SS-057W-P	40	30LL-SS-150	10	4-G-300	12
25SP-G-035W-P	40	25SP-SS-063W	13	30LL-SS-300	10	4-G-300W	12
25SP-G-040W	13	25SP-SS-063W-P	14	30LLSP-H-300	10	4-HT-300	12
25SP-G-040W-P	14	25SP-SS-063W-P	40	30LLSP-SS-150	10	4-RHT-300	12
25SP-G-040W-P	40	25SP-SS-075W	13	30LLSP-SS-300	10	4-S-300	12
25SP-G-045W	13	25SP-SS-075W-P	14	30LLSP-SS-300-P-PP	10	4-SS-300	12
25SP-G-048W	13	25SP-SS-075W-P	40	30LLSP-SS-300-P-PP	42	40-G-150	11
25SP-G-048W-P	14	25SP-SS-090W	13	30LLSP-SS-300-TPU2	10	40-G-300	11
25SP-G-048W-P	40	25SP-SS-090W-P	14	30LLSP-SS-300-TPU2	42	40-S-150	11
25SP-G-050W	13	25SP-SS-090W-P	40	30SP-SS-150	10	40-S-300	11
25SP-G-050W-P	14	25SP-SS-095W	13	30SP-SS-300	10	40-SS-150	11
25SP-G-050W-P	40	25SP-SS-095W-P	14	310-RET-50	85	40-SS-300	11
25SP-G-057W	13	25SP-SS-095W-P	40	310-RET-50	92	40/3-SS-300 (150)	11
25SP-G-057W-P	14	25SP-SS-100W	13	35-1200	44	40LL-G-150	11
25SP-G-057W-P	40	25SP-SS-100W-P	14	35-300	44	40LL-G-300	11
25SP-G-063W	13	25SP-SS-100W-P	40	35-600	44	40LL-H-300	11
25SP-G-063W-P	14	25SP-SS-115W	13	35-900	44	40LL-S-300	11
25SP-G-063W-P	40	25SP-SS-115W-P	14	35E	46	40LL-SS-150	11
25SP-G-075W	13	25SP-SS-115W-P	40	35LL-SS-300	10	40LL-SS-300	11
25SP-G-075W-P	14	25SP-SS-150	9	35N	46	40LLLP-SS-300	11
25SP-G-075W-P	40	25SP-SS-300	9	35NS	46	40LLSP-G-150	11
25SP-G-090W	13	27-1200	44	35RD-GB5-4	97	40LLSP-G-300	11
25SP-G-090W-P	14	27-300	44	35RD-GB8-4	97	40LLSP-H-300	11

Book Index By Ordering Number

Order Number	Page	Order Number	Page	Order Number	Page	Order Number	Page
40LLSP-S-300	11	550MAJ650SC-SN	82	A2-300	18	A34SP-SS-050W	15
40LLSP-SS-150	11	550MAJ800SC-SN	82	A2-300W	18	A34SP-SS-057W	15
40LLSP-SS-300	11	550S-1	81	A2-600	18	A34SP-SS-063W	15
40LLSP-SS-300-P-PP	11	550SJ1000NB	82	A2-S-300	18	A34SP-SS-075W	15
40LLSP-SS-300-P-PP	42	550SJ1000SSC	82	A2-S-600	18	A34SP-SS-090W	15
40LLSP-SS-300-TPU2	11	550SJ1200NB	82	A2-S/	19	A34SP-SS-100W	15
40LLSP-SS-300-TPU2	42	550SJ1200SSC	82	A2-SS-1200	19	A34SP-SS-115W	15
40SP-G-150	11	550SJ1400NB	82	A2-SS-1500	19	A34SP-SS-150	16
40SP-G-300	11	550SJ1400SSC	82	A2-SS-300	19	A34SP-SS-300	16
40SP-S-150	11	550SJ500SSC	82	A2-SS-600	19	A34SP-SS-600	16
40SP-S-300	11	550SJ650NB	82	A2-SS/	19	A35SLXSP-SS-300	16
40SP-SS-150	11	550SJ650SSC	82	A2/	19	A35SLXSP-SS-600	16
40SP-SS-300	11	550SJ800NB	82	A25-SS-300	16	A35SP-SS-1000	16
40XLL-SS-300	11	550SJ800SSC	82	A25-SS-600	16	A35SP-SS-1200	16
45-1200	44	55W	46	A25LL-SS-300	16	A35SP-SS-150	16
45-300	44	55WS	46	A25LL-SS-600	16	A35SP-SS-300	16
45-600	44	6-G-300	12	A3-1200	18	A35SP-SS-600	16
45-900	44	6-G-300W	12	A3-1500	18	A36-SS-300	16
45S-1000	45	6-HT-300	12	A3-300	18	A36-SS-600	16
45S-500	45	6-S-300	12	A3-300W	18	A36LL-SS-300	16
45U	46	6-SS-300	12	A3-600	18	A36LL-SS-600	16
45US	46	62-RET-50	50	A3-S-300	18	A36LLLSP-SS-300	16
4FH	96	7-1000	44	A3-S-600	18	A36LLLSP-SS-600	16
4FH	106	7-1200	44	A3-S/	19	A36LLLSP-SS-300	16
4FH	107	7-1500	44	A3-SS-1200	19	A36LLLSP-SS-600	16
5-1000	84	7-300	44	A3-SS-1500	19	A36LP-SS-300	16
5-1200	84	7-600	44	A3-SS-300	19	A36LP-SS-600	16
5-1400	84	7-900	44	A3-SS-600	19	A36SLSP-SS-300	16
5-500	84	7-G-300	12	A3-SS/	19	A36SLSP-SS-600	16
5-650	84	7-G-300W	12	A3/	19	A36SLXSP-SS-300	16
5-800	84	7-S-300	12	A30-SS-300	16	A36SLXSP-SS-600	16
5-G-300	12	7-SS-300	12	A30-SS-600	16	A36SP-SS-300	16
5-G-300W	12	7S-1000	45	A30LL-SS-300	16	A36SP-SS-600	16
5-HT-300	12	7S-1200	45	A30LL-SS-600	16	A36XSP-SS-300	16
5-S-300	12	7S-300	45	A30LLSP-SS-300	16	A36XSP-SS-600	16
5-SS-300	12	7S-600	45	A30LLSP-SS-600	16	A4-1200	18
55-1000	44	7S-900	45	A30SP-SS-050W	15	A4-1500	18
55-1200	44	7S-Trans	46	A30SP-SS-300	16	A4-300	18
55-300	44	820/840-1CB	108	A30SP-SS-600	16	A4-300W	18
55-600	44	820/840WA	59	A34SLSP-SS-038W	15	A4-600	18
55-900	44	840SD	59	A34SLSP-SS-048W	15	A4-S-300	18
550-1-SN	81	840SD	108	A34SLSP-SS-050W	15	A4-S-600	18
550-3-SN	81	845-CBK	59	A34SLSP-SS-057W	15	A4-S/	19
550J1000NC-SN	82	845-CBK	108	A34SLSP-SS-063W	15	A4-SS-1200	19
550J1200NC-SN	82	900CBK	59	A34SLSP-SS-075W	15	A4-SS-1500	19
550J1400NC-SN	82	900CBK	108	A34SLSP-SS-090W	15	A4-SS-300	19
550J500NC-SN	82	A10	75	A34SLSP-SS-100W	15	A4-SS-600	19
550J650NC-SN	82	A100P	58	A34SLSP-SS-115W	15	A4-SS/	19
550J800NC-SN	82	A10S	75	A34SLSP-SS-150	16	A4/	19
550MAJ1000SC-SN	82	A150P	58	A34SLSP-SS-300	16	A40-S-300	17
550MAJ1200SC-SN	82	A2-1200	18	A34SP-SS-038W	15	A40-S-600	17
550MAJ500SC-SN	82	A2-1500	18	A34SP-SS-048W	15	A40-S/	17

Book Index By Ordering Number

Order Number	Page	Order Number	Page	Order Number	Page	Order Number	Page
A40-SS-300	17	A7-SS-300	19	AMU 4000	34	BENCH-MT-KIT-BALE-SKIV	55
A40-SS-600	17	AC-1000-1	83	AMU 8000	34	BENCH-MT-KIT-BALE-SKIV	55
A40-SS/	17	AC-1000-1	92	AMU6000	34	BLADE-KIT-5-BALE-SKIV	55
A40LL-S-300	17	AC-1200-1	83	AP4-SS-300	12	BLADE-KIT-5-BALE-SKIV	55
A40LL-S-600	17	AC-1200-1	92	AP5-SS-300	12	BN-1	51
A40LL-SS-300	17	AC-1400-1	83	AP6-SS-300	12	BN-1	60
A40LL-SS-600	17	AC-1400-1	92	AP6LP-SS-300	12	BN-1	107
A40LL-SS/	17	AC-1600-1	83	AP7-SS-300	12	BR-10-SE	104
A40LL-SS/	17	AC-1600-1	92	APC-1	51	BR-10MA-SE	104
A40LLSP-S-300	17	AC-3000-1	83	APC-1	60	BR-10S-SE	104
A40LLSP-S-600	17	AC-500-1	83	APC-1	107	BR-14	104
A40LLSP-SS-300	17	AC-500-1	92	APF100B-100	57	BR-14MA	104
A40LLSP-SS-600	17	AC-650-1	83	APF100B-500	57	BR151	106
A40LLXSP-SS-300	17	AC-650-1	92	APF100BLUE-100	57	BR300	106
A40LLXSP-SS-600	17	AC-800-1	83	APF100W-100	57	BR359	106
A40SP-S-300	17	AC-800-1	92	APF100W-500	57	BR500D	106
A40SP-S-600	17	AC6-1000-1	93	APF150B-100	57	BR6-SE-1000	104
A40SP-S/	17	AC6-1200-1	93	APF150B-500	57	BR6-SE-1200	104
A40SP-SS-300	17	AC6-1400-1	93	APF150BLUE-100	57	BR6-SE-500	104
A40SP-SS-600	17	AC6-1600-1	93	APF150W-100	57	BR6-SE-650	104
A40XSP-S-300	17	AC6-1800-1	93	APF150W-500	57	BR6-SE-800	104
A40XSP-S-600	17	AC6-650-1	93	AR1P	54	BR6S-SE-1000	104
A40XSP-S/	17	AC6-800-1	93	AR3-15	55	BR6S-SE-1200	104
A40XSP-SS-300	17	ACS-1000-1	83	ARJ10/250	54	BR6S-SE-500	104
A40XSP-SS-600	17	ACS-1000-1	92	ARJ14/350	54	BR6S-SE-650	104
A5-1200	18	ACS-1200-1	83	ARJ4/100	54	BR6S-SE-800	104
A5-1500	18	ACS-1200-1	92	ARJ6/150	54	BRPS	96
A5-300	18	ACS-1400-1	83	ARJ7/175	54	C10	75
A5-300W	18	ACS-1400-1	92	ARJ7/175-6STS	54	C10S	75
A5-600	18	ACS-1600-1	83	ARK 150	34	C150	52
A5-S-300	18	ACS-1600-1	92	ARK 150-WNP	34	C1C	101
A5-S-600	18	ACS-2000-1	83	ARK 200	34	C1SP-G-150	20
A5-S/	19	ACS-3000-1	83	ARK150-WNP	41	C1SP-S-150	20
A5-SS-1200	19	ACS-500-1	83	ARSH10/250	55	C1SP-SS-150	20
A5-SS-1500	19	ACS-500-1	92	ARSH14/350	55	C1XSP-G-150	20
A5-SS-300	19	ACS-650-1	83	ARSH4/100	55	C1XSP-S-150	20
A5-SS-600	19	ACS-650-1	92	ARSH6/150	55	C1XSP-SS-150	20
A5-SS/	19	ACS-800-1	83	ARSH7/175	55	C25-G-011NP	20
A5/	19	ACS-800-1	92	ARSS1-10/250	55	C25-G-014,5NP	20
A6-1200	18	ACS6-1000-1	94	ARSS1-14/350	55	C25-G-016NP	20
A6-300	18	ACS6-1200-1	94	ARSS1-4/100	55	C25-G-019NP	20
A6-300W	18	ACS6-1400-1	94	ARSS1-6/150	55	C25-G-022NP	20
A6-600	18	ACS6-1600-1	94	ARSS1-7/175	55	C25-G-025NP	20
A6-S-300	18	ACS6-1800-1	94	ART-14	54	C25-G-032NP	20
A6-S-600	18	ACS6-650-1	94	ART-7	54	C25-G-038NP	20
A6-SS-300	19	ACS6-800-1	94	ARTK-14	54	C25-G-048NP	20
A6-SS-600	19	AHP 120	34	ARTK-7	54	C25-G-051NP	20
A7-300	18	AHP120-WNP	34	ARU 2000	34	C25-G-057NP	20
A7-300W	18	AHP120-WNP	41	ARU3000	34	C25-G-063NP	20
A7-600	18	AMK 400	34	B10	75	C25-G-076NP	20
A7-S-300	18	AMK 400-NP	34	B10S	75	C25-G-089NP	20
A7-S-600	18	AMK 400-NP	42	BC-350	59	C25-G-102NP	20

Book Index By Ordering Number

Order Number	Page	Order Number	Page	Order Number	Page	Order Number	Page
C25-G-150	20	CSRLF	91	FGB-MD2-36/914 BLD MTL	67	FGB-W3-42/1067	64
C25-SS-150	20	CSRLF	105	FGB-MD2-42/1067 BLD MTL	67	FGB-W3-48/1219	64
C2C	101	CSRLF-S	91	FGB-MD2-48/1219 BLD MTL	67	FGB-W3-54/1372	64
C2SP-G-300	21	CSRLF-S	105	FGB-MD2-54/1372 BLD MTL	67	FGB-W3-60/1524	64
C3-HT-300	21	CSRLG	91	FGB-MD2-60/1524 BLD MTL	67	FGENDPLT	64
C36-SS-300	20	CSRLG	105	FGB-MD2-66/1676 BLD MTL	67	FGHEXNUT	64
C36LL-SS-300	20	CSRLG-S	91	FGB-MD2-72/1828 BLD MTL	67	FGHRDWRKIT	64
C36LLSP-SS-300	20	CSRLG-S	105	FGB-MD3-12/305	64	FGO-RGKIT/1	64
C36SP-SS-300	20	CW1024	75	FGB-MD3-18/457	64	FGO-RGKIT/16	64
C4-1/2-RHTX-300	21	CW25/100	75	FGB-MD3-24/610	64	FGO-RSM/1	64
CBR6A	105	CWS1024	75	FGB-MD3-30/762	64	FGP-BL3-12	63
CBR6A-S	105	CWS25/100	75	FGB-MD3-36/914	64	FGP-BL3-18	63
CBR6B	105	EB-350	59	FGB-MD3-42/1067	64	FGP-BL3-24	63
CBR6B-S	105	EC1-1/4	74	FGB-MD3-48/1219	64	FGP-BL3-30	63
CBR6C	105	EC2	74	FGB-MD3-54/1372	64	FGP-BL3-36	63
CBR6C-S	105	EC3	74	FGB-MD3-60/1524	64	FGP-BL3-42	63
CBR6C/D	105	EC4	74	FGB-MDDD3-12/305	64	FGP-BL3-48	63
CBR6C/D-S	105	EC4F	74	FGB-MDDD3-12/305	67	FGP-BL3-54	63
CBR6D	105	EC6	74	FGB-MDDD3-18/457	64	FGP-BL3-60	63
CBR6D-S	105	EC6F	74	FGB-MDDD3-18/457	67	FGP-MD3-12	63
CBR6E	105	ECF	74	FGB-MDDD3-24/610	64	FGP-MD3-18	63
CBR6E-S	105	ECFS	74	FGB-MDDD3-24/610	67	FGP-MD3-24	63
CSP 1,00	30	EK-350	59	FGB-MDDD3-30/762	64	FGP-MD3-30	63
CSP 1,20	30	EK-TC-50	33	FGB-MDDD3-30/762	67	FGP-MD3-36	63
CSP 1,40	30	EK-TC50	59	FGB-MDDD3-36/914	64	FGP-MD3-42	63
CSP 1,80	30	FBG1	101	FGB-MDDD3-36/914	67	FGP-MD3-48	63
CSP 2,00	30	FBG1	107	FGB-MDDD3-42/1067	64	FGP-MD3-54	63
CSP 2,50	30	FG-C-GAUGE	64	FGB-MDDD3-42/1067	67	FGP-MD3-60	63
CSRLA	91	FGB-BL2-12/305 BLDE BL	67	FGB-MDDD3-48/1219	64	FGP-MDDD3-12	63
CSRLA	105	FGB-BL2-18/457 BLDE BL	67	FGB-MDDD3-48/1219	67	FGP-MDDD3-18	63
CSRLA-S	91	FGB-BL2-24/610 BLDE BL	67	FGB-MDDD3-54/1372	64	FGP-MDDD3-24	63
CSRLA-S	105	FGB-BL2-30/762 BLDE BL	67	FGB-MDDD3-60/1524	64	FGP-MDDD3-30	63
CSRLB	91	FGB-BL2-36/914 BLDE BL	67	FGB-MDDD3S-54/1372 MDDD	67	FGP-MDDD3-36	63
CSRLB	105	FGB-BL2-42/1067 BLDE BL	67	FGB-MDDD3S-60/1524 MDDD	67	FGP-MDDD3-42	63
CSRLB-S	91	FGB-BL2-48/1219 BLDE BL	67	FGB-MDDD3S-66/1676 MDDD	67	FGP-MDDD3-48	63
CSRLB-S	105	FGB-BL2-54/1372 BLDE BL	67	FGB-MDDD3S-72/1828 MDDD	67	FGP-MDDD3-54	63
CSRLC	91	FGB-BL2-60/1524 BLDE BL	67	FGB-W2-12/305 WHT	67	FGP-MDDD3-60	63
CSRLC	105	FGB-BL2-66/1676 BLDE BL	67	FGB-W2-18/457 WHT	67	FGP-MNT-BASE-BEARING	63
CSRLC-S	91	FGB-BL2-72/1828 BLDE BL	67	FGB-W2-24/610 WHT	67	FGP-MNT-FLANGE-BEARING	63
CSRLC-S	105	FGB-BL3-12/305	64	FGB-W2-30/762 WHT	67	FGP-MNT-FRAME	63
CSRLC/D	91	FGB-BL3-18/457	64	FGB-W2-36/914 WHT	67	FGP-MNT-TWO-PIECE	63
CSRLC/D	105	FGB-BL3-24/610	64	FGB-W2-42/1067 WHT	67	FGP-W3-12	63
CSRLC/D-S	91	FGB-BL3-30/762	64	FGB-W2-48/1219 WHT	67	FGP-W3-18	63
CSRLC/D-S	105	FGB-BL3-36/914	64	FGB-W2-54/1372 WHT	67	FGP-W3-24	63
CSRLD	91	FGB-BL3-42/1067	64	FGB-W2-60/1524 WHT	67	FGP-W3-30	63
CSRLD	105	FGB-BL3-48/1219	64	FGB-W2-66/1676 WHT	67	FGP-W3-36	63
CSRLD-S	91	FGB-BL3-54/1372	64	FGB-W2-72/1828 WHT	67	FGP-W3-42	63
CSRLD-S	105	FGB-BL3-60/1524	64	FGB-W3-12/305	64	FGP-W3-48	63
CSRLE	91	FGB-MD2-12/305 BLD MTL	67	FGB-W3-18/457	64	FGP-W3-54	63
CSRLE	105	FGB-MD2-18/457 BLD MTL	67	FGB-W3-24/610	64	FGP-W3-60	63
CSRLE-S	91	FGB-MD2-24/610 BLD MTL	67	FGB-W3-30/762	64	FGPBSG	64
CSRLE-S	105	FGB-MD2-30/762 BLD MTL	67	FGB-W3-36/914	64	FGPIN	64

Book Index By Ordering Number

Order Number	Page	Order Number	Page	Order Number	Page	Order Number	Page
FGPL-24/610	64	FGS-MDDD3-42	66	FLEX-LIFTER M	112	FVS 140	99
FGPL-30/762	64	FGS-MDDD3-48	66	FLEX-LIFTER XL	112	FVS 190	99
FGPL-36/914	64	FGS-MDDD3-54	66	FLRLB-XL-EC	112	G 00-SS-1200W	23
FGPL-42/1067	64	FGS-MDDD3-60	66	FS-1201-1&7	31	G 00-SS-1500W	23
FGPL-48/1219	64	FGS-MDDD3-66	66	FS-1201-30	31	G 00-SS-150W	23
FGPL-54/1372	64	FGS-MDDD3-72	66	FS-1201-40	31	G 00-SS-300W	23
FGPL-60/1524	64	FGS-MP MNT PLATE	68	FS-1201-54T	31	G 00-SS-600W	23
FGPL-66/1676	64	FGS-PB POS BOLT	68	FS-1201-54W	31	G 001-G-1200W	24
FGPL-72/1829	64	FGS-PP POS PLATE	68	FS-1201-G-2	31	G 001-G-1500W	24
FGS-B-18/457 REPL BAR	68	FGS-S-102/2591 REPL SH	68	FS-1201-G-XL	31	G 001-G-150W	24
FGS-B-24/610 REPL BAR	68	FGS-S-108/2743 REPL SH	68	FS-1501-1&7	31	G 001-G-300W	24
FGS-B-30/762 REPL BAR	68	FGS-S-30/762 REPL SH	68	FS-1501-30	31	G 001-G-600W	24
FGS-B-36/914 REPL BAR	68	FGS-S-36/914 REPL SH	68	FS-1501-40	31	G 001-SS-1200	25
FGS-B-42/1067 REPL BAR	68	FGS-S-42/1067 REPL SH	68	FS-1501-54T	31	G 001-SS-1200W	23
FGS-B-48/1219 REPL BAR	68	FGS-S-48/1219 REPL SH	68	FS-1501-54W	31	G 001-SS-1500	25
FGS-B-54/1372 REPL BAR	68	FGS-S-54/1372 REPL SH	68	FS-1501-G-2	31	G 001-SS-1500W	23
FGS-B-60/1524 REPL BAR	68	FGS-S-60/1524 REPL SH	68	FS-1501-G-XL	31	G 001-SS-150W	23
FGS-B-66/1676 REPL BAR	68	FGS-S-66/1676 REPL SH	68	FS-1801-30	31	G 001-SS-300W	23
FGS-B-72/1829 REPL BAR	68	FGS-S-78/1981 REPL SH	68	FS-1801-40	31	G 001-SS-600	25
FGS-B-78/1981 REPL BAR	68	FGS-S-84/2134 REPL SH	68	FS-1801-54T	31	G 001-SS-600W	23
FGS-B-84/2134 REPL BAR	68	FGS-S-90/2286 REPL SH	68	FS-1801-54W	31	G 001-SS-900W	23
FGS-B-90/2286 REPL BAR	68	FGS-S-96/2438 REPL SH	68	FS-1801-G-2	31	G 001A-SS-150	25
FGS-BL2-12	66	FGS-SB SNP BUSH	68	FS-1801-G-XL	31	G 001A-SS-150W	23
FGS-BL2-18	66	FGS-TA TORQUE ARM	68	FS-351-1&7	32	G 001A-SS-300	25
FGS-BL2-24	66	FGS-WV2-12	66	FS-351-30	32	G 001A-SS-300W	23
FGS-BL2-30	66	FGS-WV2-18	66	FS-351-40	32	G 002-G-1200W	24
FGS-BL2-36	66	FGS-WV2-24	66	FS-351-54T	32	G 002-G-1500W	24
FGS-BL2-42	66	FGS-WV2-30	66	FS-351-54W	32	G 002-G-150W	24
FGS-BL2-48	66	FGS-WV2-36	66	FS-351-G-2	32	G 002-G-300W	24
FGS-BL2-54	66	FGS-WV2-42	66	FS-351-G-XL	32	G 002-G-600W	24
FGS-BL2-60	66	FGS-WV2-48	66	FS-601-1&7	31	G 002-SS-1200	25
FGS-BL2-66	66	FGS-WV2-54	66	FS-601-30	31	G 002-SS-1200W	23
FGS-BL2-72	66	FGS-WV2-60	66	FS-601-40	31	G 002-SS-1500	25
FGS-BLADE-GAUGE	68	FGS-WV2-66	66	FS-601-54T	31	G 002-SS-1500W	23
FGS-CS SHAFT COLLAR	68	FGS-WV2-72	66	FS-601-54W	31	G 002-SS-150W	23
FGS-EU-MP MNT PLATE	68	FGSHWKIT REPL KIT	68	FS-601-G-2	31	G 002-SS-300W	23
FGS-MD2-12	66	FGSTNDOFFKIT/1	64	FS-601-G-XL	31	G 002-SS-600	25
FGS-MD2-18	66	FGSTNDOFFKIT/8	64	FS-901-1&7	31	G 002-SS-600W	23
FGS-MD2-24	66	FGTBSG	64	FS-901-30	31	G 002-SS-900W	23
FGS-MD2-30	66	FGTC-L-7.5 TOR COIL SP	68	FS-901-40	31	G 003-G-1200W	24
FGS-MD2-36	66	FGTC-R-7.5 TOR COIL SP	68	FS-901-54T	31	G 003-G-1500W	24
FGS-MD2-42	66	FGTHSG	64	FS-901-54W	31	G 003-G-150W	24
FGS-MD2-48	66	FGTHUB	64	FS-901-G-2	31	G 003-G-300W	24
FGS-MD2-54	66	FGTS-20/500	64	FS-901-G-XL	31	G 003-G-600W	24
FGS-MD2-60	66	FGTS-36/900	64	FS-KNOB	32	G 003-SS-1200	25
FGS-MD2-66	66	FGTS-60/1500	64	FSK-1B	110	G 003-SS-1200W	23
FGS-MD2-72	66	FGTS-XL	64	FSK-1BA	110	G 003-SS-1500	25
FGS-MDDD3-12	66	FL11C	101	FSK2	110	G 003-SS-1500W	23
FGS-MDDD3-18	66	FL7C	85	FSK2-FM	110	G 003-SS-150W	23
FGS-MDDD3-24	66	FL7C	101	FSK2A	110	G 003-SS-300W	23
FGS-MDDD3-30	66	FLEX-LIFTER CART	112	FSK2M	110	G 003-SS-600	25
FGS-MDDD3-36	66	FLEX-LIFTER L	112	FSK2MXL	110	G 003-SS-600W	23

Book Index By Ordering Number

Order Number	Page	Order Number	Page	Order Number	Page	Order Number	Page
G 003-SS-900W	23	HD1-F	75	HNSS 3,00	30	ITEC-170	108
G 005-SS-1200	25	HD1-FS	75	HP 1020/200V	38	ITEC-170-BLDE	108
G 005-SS-1200W	23	HD1S	74	HP 1020/200V-H	38	ITEC-170C	108
G 005-SS-1500	25	HD2	74	HP 1020/200V-HM	38	ITEC-220	108
G 005-SS-1500W	23	HD2S	74	HP 1020/200V-M	38	ITEC-220-BLDE	108
G 005-SS-300W	23	HITCHGD-V1-CEN-SEG-10PC	70	HP 1020/230V	38	ITEC-220C	108
G 005-SS-600	25	HITCHGD-V1-CEN-SEG-10PC	70	HP 1020/230V-H	38	ITGW-86	111
G 005-SS-600W	23	HITCHGD-V1-CEN-SEG-3IN	70	HP 1020/230V-HM	38	ITMBM	111
G 005-SS-900W	23	HITCHGD-V1-CEN-SEG-3IN	70	HP 1020/230V-M	38	KK-UK-1201	37
G 005A-SS-1200W	23	HITCHGD-V1-KIT-36IN	70	HP 1020/400V	38	KK-UK-601	37
G 005A-SS-1500W	23	HITCHGD-V1-KIT-42IN	70	HP 1020/400V-H	38	KK-UK-901	37
G 005A-SS-300W	23	HITCHGD-V1-KIT-48IN	70	HP 1020/400V-HM	38	KS 1,40	40
G 005A-SS-600W	23	HITCHGD-V1-KIT-60IN	70	HP 1020/400V-M	38	KS 1,40 (30 M)	30
G 005A-SS-900W	23	HITCHGD-V1-KIT-72IN	70	HP 1020W/115V-60Hz	38	KS 1010/100	30
G 006-SS-1200	25	HITCHGD-V1-L-END-SEG	70	HP 1020W/115V-60Hz-H	38	KS 1010/100	40
G 006-SS-1200W	23	HITCHGD-V1-L-END-SEG	70	HP 1020W/115V-60Hz-H	41	KS 1015/100	30
G 006-SS-1500	25	HITCHGD-V1-L-SEG-5PC-PK	70	HP 1020W/115V-60Hz-HM	38	KS 1015/100	40
G 006-SS-1500W	23	HITCHGD-V1-L-SEG-5PC-PK	70	HP 1020W/115V-60Hz-M	38	KS 1020/100	30
G 006-SS-300W	23	HITCHGD-V1-MNT-KIT	70	HP 1020W/230V-50Hz	38	KS 1020/100	40
G 006-SS-600	25	HITCHGD-V1-MNT-PL	70	HP 1020W/230V-50Hz-H	38	KS 1025/100	30
G 006-SS-600W	23	HITCHGD-V1-R-END-SEG	70	HP 1020W/230V-50Hz-H	41	KS 1025/100	40
G 006-SS-900W	23	HITCHGD-V1-R-END-SEG	70	HP 1020W/230V-50Hz-HM	38	KS 1035/100	30
G 008-SS-1200W	23	HITCHGD-V1-R-SEG-5PC	70	HP 1020W/230V-50Hz-M	38	KS 1035/100	40
G 008-SS-1500W	23	HITCHGD-V1-R-SEG-5PC	70	HP 1020W/230V-60Hz	38	KS 1040/100	30
G 008-SS-300W	23	HITCHGD-V1-SUP-BAR-38IN	70	HP 1020W/230V-60Hz-H	38	KS 1040/100	40
G 008-SS-600W	23	HITCHGD-V1-SUP-BAR-38IN	70	HP 1020W/230V-60Hz-H	41	KS 1048/100	30
G 008-SS-900W	23	HITCHGD-V1-SUP-BAR-44IN	70	HP 1020W/230V-60Hz-HM	38	KS 1048/100	40
G 15 A	25	HITCHGD-V1-SUP-BAR-44IN	70	HP 1020W/230V-60Hz-M	38	KS 1050/100	30
G 15 B	25	HITCHGD-V1-SUP-BAR-50IN	70	HP 500	37	KS 1050/100	40
G 20	25	HITCHGD-V1-SUP-BAR-50IN	70	HP1	75	KS 1057/100	30
G 20 C	25	HITCHGD-V1-SUP-BAR-62IN	70	HP1	85	KS 1057/100	40
G 25 D	25	HITCHGD-V1-SUP-BAR-62IN	70	HP1	101	KS 1063/100	30
G 25 G	25	HITCHGD-V1-SUP-BAR-74IN	70	HP2	101	KS 1063/100	40
G 27 K	25	HITCHGD-V1-SUP-BAR-74IN	70	HP3	75	KS 1075/100	30
G 27 L	25	HITCHGD-V3-KIT-36IN	70	HP3	101	KS 1075/100	40
G 35 N	25	HITCHGD-V3-KIT-42IN	70	HP750	37	KS 1090/50	30
G 45 U	25	HITCHGD-V3-KIT-48IN	70	HPRET2	78	KS 1090/50	40
G 55 W	25	HITCHGD-V3-KIT-60IN	70	HR25-LL25-50	33	KS 1095/50	30
G 65 X	25	HITCHGD-V3-KIT-72IN	70	HSG 0-SF/115V-60HZ	33	KS 1095/50	40
G006A-SS-1200W	23	HITCHGD-V3-MNT-KIT	70	HSG 0-SF/230V-50HZ	33	KS 1100/50	30
G006A-SS-1500W	23	HITCHGD-V3-MNT-PLT	70	HSG-KR Schneidspitze Typ R	33	KS 1100/50	40
G006A-SS-300W	23	HNCS 1,50	30	HSG-SF Schneidfuss für	33	KS 1115/50	30
G006A-SS-600W	23	HNCS 1,80	30	HSG-0		KS 1115/50	40
G006A-SS-900W	23	HNCS 2,00	30	HSP3	101	KS 1150/25	30
GBRK SN 3500 - 49999	32	HNCS 2,50	30	HSP3	107	KS 1150/25	40
GBRK SN 50000+	32	HNCS 3,00	30	HSPV-F	37	L-06	111
H 1,20	30	HNSS 1,20	30	HSPV-H	37	L-08	111
H 1,40	30	HNSS 1,35	30	HW1	85	L-10	111
H 1,60	30	HNSS 1,50	30	HW1	101	L-12	111
HD1	74	HNSS 1,80	30	HW2	101	L-14	111
HD1-1/4-F	75	HNSS 2,00	30	HW3	101	L-16	111
HD1-1/4-FS	75	HNSS 2,50	30	HZS-2	41	L-18	111

Book Index By Ordering Number

Order Number	Page	Order Number	Page	Order Number	Page	Order Number	Page
L-20	111	LP-1801-54/GXL	31	MBRTA-42	106	NAC6-800-1	94
L-22	111	LP-351-30/40/G-2	32	MBRTA-48	106	NB-1000-1	93
L-24	111	LP-351-54/GXL	32	MBRTA-60	106	NB-1200-1	93
L-26	111	LP-601-30/40/G-2	31	MBRTA-72	106	NB-500-1	93
L-28	111	LP-601-30/40/G-2	31	MBRTA-84	106	NB-650-1	93
L-30	111	LP-601-54/GXL	31	MDT220-1	58	NB-800-1	93
L1-1/2-B	74	LP-601-54/GXL	31	ML-351	32	NB-C	93
L1-1/2-BS	74	LP-901-1,6	31	MSRT-30E-AL	95	NC-1000-1	83
L1-1/2-W	74	LP-901-30/40/G-2	31	MSRT-36E-AL	95	NC-1000-1	92
L1-1/2-WS	74	LP-901-30/40/G-2	31	MSRT-42E-AL	95	NC-1200-1	83
L1-B	74	LP-901-54/GXL	31	MSRT-48E-AL	95	NC-1200-1	92
L1-BS	74	LP-901-54/GXL	31	MSRT-60E-AL	95	NC-1400-1	83
L1-F	74	LS-1/06-24	111	MSRT-72-AL	95	NC-1400-1	92
L1-W	74	LSHD30/750	110	MSRT8-48	95	NC-1600-1	83
L1-WS	74	LSHD36/900	110	MSRT8-48-AL	95	NC-1600-1	92
L1/2-F	74	LSHD42/1050	110	MSRT8-48E-AL	95	NC-500-1	83
L1/2-FS	74	LSHD48/1200	110	MSRT8-60	95	NC-500-1	92
L2-B	74	LSHD60/1500	110	MSRT8-60-AL	95	NC-650-1	83
L2-BS	74	LSHD72/1800	110	MSRT8-60E-AL	95	NC-650-1	92
L2-W	74	LSHD84/2100	110	MSRT8-72	95	NC-800-1	83
L2-WS	74	LSHD96/2400	110	MSRT8-84	95	NC-800-1	92
L3-B	74	LSHDB30/750	110	MSRT9-48	95	NC-C	83
L3-BS	74	LSHDB36/900	110	MSRT9-60	95	NC-C	92
L3-W	74	LSHDB42/1050	110	MSRTX-12-AL	95	NC1-C	50
L3-WS	74	LSHDB48/1200	110	MSRTX-30-AL	95	NC1-X	50
L3/4-F	74	LSHDB60/1500	110	MSRTX-36-AL	95	NC187-C	50
L3/4-FS	74	LSHDB72/1800	110	MSRTX-42	95	NC187-X	50
L5/8-B	74	LSHDS	110	MSRTX-42-AL	95	NC62-C	50
L5/8-BS	74	LW95	33	MSRTX-48	95	NC62-X	50
L5/8-F	74	LW95-#1(40)	33	MSRTX-48-AL	95	NCS-1000-1	83
L5/8-FS	74	LW95-#2-7(54)	33	MSRTX-60	95	NCS-1000-1	92
L5/8-W	74	LW95-#25	33	MSRTX-60-AL	95	NCS-1200-1	83
L5/8-WS	74	LW95-#36	33	NAC-1000-1	83	NCS-1200-1	92
LASER BELT SQUARE	111	M-4	60	NAC-1000-1	92	NCS-1400-1	83
Laser Belt Square	60	Makita Impact Tool	101	NAC-1200-1	83	NCS-1400-1	92
LG1-1/2-C	75	MART-7	54	NAC-1200-1	92	NCS-1600-1	83
LG2-C	75	MARTK-14	54	NAC-1400-1	83	NCS-1600-1	92
LL25-50	33	MARTK-7	54	NAC-1400-1	92	NCS-500-1	83
LL36-50	33	MBRT10-30-AL	106	NAC-1600-1	83	NCS-500-1	92
LP-1201-1,6	31	MBRT10-36-AL	106	NAC-1600-1	92	NCS-650-1	83
LP-1201-30/40/G-2	31	MBRT10-42-AL	106	NAC-500-1	83	NCS-650-1	92
LP-1201-30/40/G-2	31	MBRT10-48-AL	106	NAC-500-1	92	NCS-800-1	83
LP-1201-54/GXL	31	MBRT10-60-AL	106	NAC-650-1	83	NCS-800-1	92
LP-1201-54/GXL	31	MBRT10-72-AL	106	NAC-650-1	92	NCS-C	83
LP-1501-1,6	31	MBRT10-84-AL	106	NAC-800-1	83	NCS-C	92
LP-1501-30/40/G-2	31	MBRT6-30-AL	106	NAC-800-1	92	NCS1-C	50
LP-1501-30/40/G-2	31	MBRT6-36-AL	106	NAC6-1000-1	94	NCS1-X	50
LP-1501-54/GXL	31	MBRT6-42-AL	106	NAC6-1200-1	94	NCS187-C	50
LP-1501-54/GXL	31	MBRT6-48-AL	106	NAC6-1400-1	94	NCS187-X	50
LP-1801-30/40/G-2	31	MBRT6-60-AL	106	NAC6-1600-1	94	NCS62-C	50
LP-1801-30/40/G-2	31	MBRT6-72-AL	106	NAC6-1800-1	94	NCS62-X	50
LP-1801-54/GXL	31	MBRT6-84-AL	106	NAC6-750-1	94	NCS962-1200-1	94

Book Index By Ordering Number

Order Number	Page	Order Number	Page	Order Number	Page	Order Number	Page
NCS975-1000-1	94	PL-30	33	R5-1/2-SE-63/1600	88	RAR5-1/2-SE-72/1800	88
NCS975-1200-1	94	PL-40	33	R5-1/2-SE-72/1800	88	RAR5-SE-26/650	88
NCS975-1400-1	94	PL-G	33	R5-1/2MA-SE	88	RAR5-SE-32/800	88
NCS975-1600-1	94	PNEUDRIVE1	97	R5-R5-1/2-RAR6LP-BR10	90	RAR5-SE-40/1000	88
NCS975-1800-1	94	POLY 0,80 FDA	30	R5-RAR6LP	96	RAR5-SE-48/1200	88
NK 1,50	30	POLY 0,80 FDA-BLCK	30	R5-RAR6LP RIV GAUGE	104	RAR5-SE-55/1400	88
NK 1,80	30	POLY 0,90 FDA	30	R5-SE-20/500	88	RAR5-SE-63/1600	88
NK 2,00	30	POLY 0,90 FDA-BLCK	30	R5-SE-26/650	88	RAR6-SE-32/800	89
NK 2,50	30	POLY 0,90 FDA-BL	30	R5-SE-32/800	88	RAR6-SE-40/1000	89
NK 3,00	30	POLY 1,00 FDA	30	R5-SE-40/1000	88	RAR6-SE-48/1200	89
NK 3,50	30	POLY 1,00 FDA-BLCK	30	R5-SE-48/1200	88	RAR6-SE-55/1400	89
NK 4,00	30	POLY 1,20 FDA	30	R5-SE-55/1400	88	RAR6-SE-63/1600	89
NST 1,20	30	POLY 1,20 FDA-BLCK	30	R5-SE-63/1600	88	RAR6-SE-72/1800	89
NST 1,35	30	POLY 1,50 FDA	30	R5J-RS	96	RAR8-SE-40/1000	89
NST 1,50	30	PRL4	58	R5J-SE-20/500NC	88	RAR8-SE-48/1200	89
NST 1,80	30	PS 1005 W	28	R5J-SE-26/650NC	88	RAR8-SE-55/1400	89
NST 2,00	30	PS 1010 R	28	R5J-SE-32/800NC	88	RAR8-SE-63/1600	89
NST 2,50	30	PS 1010 W	28	R5J-SE-40/1000NC	88	RAR8-SE-72/1800	89
NST 3,00	30	PS 1015 R	28	R5J-SE-48/1200NC	88	RB-1	51
NST 3,50	30	PS 1015 W	28	R5MA-SE	88	RB-1	55
NST 4,00	30	PS 1020 R	28	R5S-SE-20/500	88	RB-1	60
NST 4,50	30	PS 1020 W	28	R5S-SE-26/650	88	RB-1	75
OLFA-Messer Typ OL	33	PS 1025 R	28	R5S-SE-32/800	88	RB-1	107
P-80/10	27	PS 1025 W	28	R5S-SE-40/1000	88	RL-1201	31
P-80/3	27	R2-20/500	87	R5S-SE-48/1200	88	RL-1501	31
P-80/30	27	R2-26/650	87	R5S-SE-55/1400	88	RL-1801	31
P1P	75	R2-32/800	87	R5S-SE-63/1600	88	RL-601	31
P1P	85	R2-40/1000	87	R6-BR14	90	RL-901	31
P1P	101	R2-48/1200	87	R6-R8	96	RL-ROLLER AS	32
P2AS - ARU ser	51	R2-55/1400	87	R6-R8 RIV GAUGE	104	RL-URETHANE	32
P2P	101	R2J-20/500AANC	87	R6-SE-24/600	89	RP1E	102
P3P	75	R2J-20/500ANC	87	R6-SE-32/800	89	RP1ES	102
P3P	101	R2J-26/650AANC	87	R6-SE-40/1000	89	RP2E	102
P6AS - AMK + AMU ser	51	R2J-26/650ANC	87	R6-SE-48/1200	89	RP2ES	102
PB1	51	R2J-32/800AANC	87	R6-SE-55/1400	89	RS-GOLD-DA	51
PCA7-600	58	R2J-32/800ANC	87	R6-SE-63/1600	89	RS-GOLD-DRIVER	51
PE-60/3	27	R2J-40/1000AANC	87	R6-SE-72/1800	89	RS-GOLD-MAINT UNIT	51
PG2	75	R2J-40/1000ANC	87	R8-SE-40/1000	89	RS125-47/1200-25	49
PG2S	75	R2J-48/1200AANC	87	R8-SE-48/1200	89	RS125J12/300NC	48
PG3	75	R2J-48/1200ANC	87	R8-SE-55/1400	89	RS125J24/600NC	48
PG3S	75	R2MA	87	R8-SE-63/1600	89	RS125J32/800NC	48
PK 1,00	30	R2S-20/500	87	R8-SE-72/1800	89	RS125J40/1000NC	48
PK 1,20	30	R2S-26/650	87	R9	90	RS125J47/1200NC	48
PK 1,40	30	R2S-32/800	87	R9S-SE-40/1000	89	RS125J59/1500NC	48
PK 1005	28	R2S-40/1000	87	R9S-SE-48/1200	89	RS125S-47/1200-25	49
PK 1010	28	R2S-48/1200	87	RAR5-1/2-SE-26/650	88	RS125SJ12/300NCS	48
PK 1015	28	R2T	87	RAR5-1/2-SE-32/800	88	RS125SJ24/600NCS	48
PK 1020	28	R5-1/2-SE-26/650	88	RAR5-1/2-SE-40/1000	88	RS125SJ32/800NCS	48
PK 1030	28	R5-1/2-SE-32/800	88	RAR5-1/2-SE-42/1050	88	RS125SJ40/1000NCS	48
PK 1035	28	R5-1/2-SE-40/1000	88	RAR5-1/2-SE-48/1200	88	RS125SJ40/1000SS	48
PK 1040	28	R5-1/2-SE-48/1200	88	RAR5-1/2-SE-55/1400	88	RS125SJ47/1200NCS	48
PL-25	33	R5-1/2-SE-55/1400	88	RAR5-1/2-SE-63/1600	88	RS125SJ59/1500NCS	48

Book Index By Ordering Number

Order Number	Page	Order Number	Page	Order Number	Page	Order Number	Page
RS187-47/1200-25	49	S125	52	SEB-50/3	27	SR5-1	96
RS187J12/300NC	48	S150B	58	SEB-50/30	27	SR5-7	87
RS187J12/300NCS	48	S187	52	SEB-60/10	27	SR5-7	96
RS187J24/600NC	48	S1S	85	SEB-60/3	27	SR50	96
RS187J32/800NC	48	S1S	101	SEB-60/30	27	SR700	96
RS187J40/1000NC	48	S2S	101	SEB-90/10	27	SR747	96
RS187J47/1200NC	48	S3S	101	SEB-90/3	27	SR747-AL	96
RS187J59/1500NC	48	SB-60/10	27	SEB-90/30	27	SR757	96
RS187S-47/1200-25	49	SB-90/10	27	SEK-60/10	28	SR757	96
RS187SJ24/600NCS	48	SB-90/3	27	SEK-60/3	28	SR759	96
RS187SJ32/800NCS	48	SB-90/30	27	SEK-60/30	28	SR759	106
RS187SJ40/1000NCS	48	SC-1000-1	83	SEK-90/10	28	SR759-2	96
RS187SJ47/1200NCS	48	SC-1000-1	92	SEK-90/3	28	SR800	96
RS187SJ59/1500NCS	48	SC-1200-1	83	SEK-90/30	28	SR859-8	96
RS62-47/1200-5	49	SC-1200-1	92	SHIM-KIT-5-BALER-SKIVER	55	SRA	87
RS62J12/300NC	48	SC-500-1	83	SHIM-KIT-5-BALER-SKIVER	55	SRA	90
RS62J24/600NC	48	SC-650-1	83	SKIVER-BALERBELT-7IN	55	SRA	105
RS62J32/800NC	48	SC-650-1	92	SKIVER-BALERBELT-7IN	55	SRA-2M	87
RS62J40/1000NC	48	SC-800-1	83	SL5-1	96	SRA-2M	90
RS62J47/1200NC	48	SC-800-1	92	SL5-1	101	SRA-2M	105
RS62J59/1500NC	48	SC-C	83	SL5-1	106	SRA-S	87
RS62S-47/1200-25	49	SC-C	92	SL5-1	107	SRA-S	90
RS62SJ12/300NCS	48	SC6-1000-1	93	SMARTCLAMP	59	SRA-S	105
RS62SJ24/600NCS	48	SC6-1200-1	93	SMARTCLAMP	111	SRAA	87
RS62SJ32/800NCS	48	SC6-1400-1	93	SP1-1000	50	SRAA	90
RS62SJ40/1000NCS	48	SC6-1600-1	93	SP1-1200	50	SRAA-2M	87
RS62SJ47/1200NCS	48	SC6-650-1	93	SP1-1500	50	SRAA-2M	90
RS62SJ59/1500NCS	48	SC6-800-1	93	SP2-1000	50	SRAA-S	87
RSC187	51	SE-160/10	27	SP2-1200	50	SRAA-S	90
RSC187-12	51	SE-160/3	27	SP2-1500	50	SRB	87
RSC187-18	51	SE-160/30	27	SP62-1000	50	SRB	90
RSC187-24	51	SE-190/10	27	SP62-1200	50	SRB	105
RSC187-36	51	SE-190/3	27	SP62-1500	50	SRB-2M	87
RSC187-4	51	SE-50/10	27	SR-50	87	SRB-2M	90
RSC187-48	51	SE-50/3	27	SR-50	106	SRB-2M	105
RSC187-6	51	SE-50/30	27	SR-CB	96	SRB-S	87
RSC187-60	51	SE-60/10	27	SR2-30	96	SRB-S	90
RSTK-KOFFER STK	50	SE-60/3	27	SR2-42	96	SRB-S	105
RSTK4-12	50	SE-60/30	27	SR2-48	96	SRC	90
RSTK4-6	50	SE-90/10	27	SR2-60	96	SRC	105
RTBS Rough Top Skiver	51	SE-90/3	27	SR22-AL	96	SRC-2M	90
RTBS Rough Top Skiver	60	SE-90/30	27	SR22SA	96	SRC-2M	105
RTBS-F	107	SE-BLUE-50/10	27	SR22SAE	96	SRC-S	90
S-100/10	27	SE-BLUE-50/3	27	SR22SAM	96	SRC-S	105
S-100/30	27	SE-BLUE-50/30	27	SR23	96	SRC/D	90
S-60/10	27	SE-BLUE-60/10	27	SR24	96	SRC/D	105
S-60/3	27	SE-BLUE-60/3	27	SR24-AL	96	SRC/D-2M	90
S-60/30	27	SE-BLUE-60/30	27	SR25	96	SRC/D-2M	105
S-90/10	27	SE-BLUE-90/10	27	SR25-AL	96	SRC/D-S	90
S-90/3	27	SE-BLUE-90/3	27	SR27-AL	96	SRC/D-S	105
S-90/30	27	SE-BLUE-90/30	27	SR27SA	96	SRD	90
S100B	58	SEB-50/10	27	SR5-1	95	SRD	105

Book Index By Ordering Number

Order Number	Page	Order Number	Page	Order Number	Page	Order Number	Page
SRD-2M	90	SS207	102	TGB-1.5-3.0-VERT-SUP-KIT	72	TGB-5/127-2/3-36/914	71
SRD-2M	105	SS62-1000	50	TGB-1.5/38-.75/.75-24/610	72	TGB-5/127-2/3-42/1067	71
SRD-S	90	SS62-1200	50	TGB-1.5/38-.75/.75-36/914	72	TGB-5/127-2/3-48/1219	71
SRD-S	105	SS62-1500	50	TGB-1.5/38-.75/.75-42/1067	72	TGB-5/127-2/3-60/1524	71
SRE	90	SSC-1000-1	83	TGB-1.5/38-.75/.75-48/1219	72	TGB-5/127-4/B-24/610	71
SRE	105	SSC-1000-1	92	TGB-1.5/38-.75/.75-60/1524	72	TGB-5/127-4/B-36/914	71
SRE-2M	90	SSC-1200-1	83	TGB-1.75/44-1/.75-24/610	72	TGB-5/127-4/B-42/1067	71
SRE-2M	105	SSC-1200-1	92	TGB-1.75/44-1/.75-36/914	72	TGB-5/127-4/B-48/1219	71
SRE-S	90	SSC-1400-1	83	TGB-1.75/44-1/.75-42/1067	72	TGB-5/127-4/B-60/1524	71
SRE-S	105	SSC-1400-1	92	TGB-1.75/44-1/.75-48/1219	72	TGB-6/152-2/4-24/610	71
SRF	90	SSC-500-1	83	TGB-1.75/44-1/.75-60/1524	72	TGB-6/152-2/4-36/914	71
SRF	105	SSC-650-1	83	TGB-10/254-5/5-24/610	71	TGB-6/152-2/4-42/1067	71
SRF-2M	90	SSC-650-1	92	TGB-10/254-5/5-36/914	71	TGB-6/152-2/4-48/1219	71
SRF-2M	105	SSC-800-1	83	TGB-10/254-5/5-42/1067	71	TGB-6/152-2/4-60/1524	71
SRF-S	90	SSC-800-1	92	TGB-10/254-5/5-48/1219	71	TGB-6/152-3/3-24/610	71
SRF-S	105	ST-28	51	TGB-10/254-5/5-60/1524	71	TGB-6/152-3/3-36/914	71
SRF-S-2M	105	ST3-15-6	52	TGB-2.25/57-1.5/.75-24/610	72	TGB-6/152-3/3-42/1067	71
SRG	90	ST3-9	52	TGB-2.25/57-1.5/.75-36/914	72	TGB-6/152-3/3-48/1219	71
SRG	105	ST4-16	52	TGB-2.25/57-1.5/.75-42/1067	72	TGB-6/152-3/3-60/1524	71
SRG-2M	90	ST4-21H	52	TGB-2.25/57-1.5/.75-48/1219	72	TGB-6/152-5/B-24/610	71
SRG-2M	105	ST4-5	52	TGB-2.25/57-1.5/.75-60/1524	72	TGB-6/152-5/B-36/914	71
SRG-S	90	ST4-8	52	TGB-2.5/64-1.5/1-24/610	72	TGB-6/152-5/B-42/1067	71
SRG-S	105	ST4-8H	52	TGB-2.5/64-1.5/1-36/914	72	TGB-6/152-5/B-48/1219	71
SRG-S-2M	105	ST5-16	52	TGB-2.5/64-1.5/1-42/1067	72	TGB-6/152-5/B-60/1524	71
SRH	90	ST5-3	55	TGB-2.5/64-1.5/1-48/1219	72	TGB-7/178-2/5-24/610	71
SRH	105	ST5-3	52	TGB-2.5/64-1.5/1-60/1524	72	TGB-7/178-2/5-36/914	71
SRI	90	ST5-5	51	TGB-2/51-1/1-24/610	72	TGB-7/178-2/5-42/1067	71
SRI	105	ST5-5	52	TGB-2/51-1/1-36/914	72	TGB-7/178-2/5-48/1219	71
SRJ	90	ST6-9	51	TGB-2/51-1/1-42/1067	72	TGB-7/178-2/5-60/1524	71
SRJ	105	ST7-5	51	TGB-2/51-1/1-48/1219	72	TGB-7/178-3/4-24/610	71
SRK	90	ST8-A-SN200 ANVIL	51	TGB-2/51-1/1-60/1524	72	TGB-7/178-3/4-36/914	71
SRK	105	ST8-CAM	51	TGB-3/76-1.5/1.5-24/610	72	TGB-7/178-3/4-42/1067	71
SS 1,00	30	T2W	102	TGB-3/76-1.5/1.5-36/914	72	TGB-7/178-3/4-48/1219	71
SS 1,20	30	TB1200	95	TGB-3/76-1.5/1.5-42/1067	72	TGB-7/178-3/4-60/1524	71
SS 1,40	30	TB1500	95	TGB-3/76-1.5/1.5-48/1219	72	TGB-8/203-3/5-24/610	71
SS 1,50	30	TB900	95	TGB-3/76-1.5/1.5-60/1524	72	TGB-8/203-3/5-36/914	71
SS 1,80	30	TC-50	33	TGB-3/76-2/B-24/610	71	TGB-8/203-3/5-42/1067	71
SS 2,00	30	TC-50	59	TGB-3/76-2/B-36/914	71	TGB-8/203-3/5-48/1219	71
SS 2,50	30	TC-50-K	33	TGB-3/76-2/B-42/1067	71	TGB-8/203-3/5-60/1524	71
SS1-1000	50	TCJ-100	59	TGB-3/76-2/B-48/1219	71	TGB-8/203-4/4-24/610	71
SS1-1200	50	TCJ-150	59	TGB-3/76-2/B-60/1524	71	TGB-8/203-4/4-36/914	71
SS1-1500	50	TCJ-EK-5	59	TGB-4/102-2/2-24/610	71	TGB-8/203-4/4-42/1067	71
SS2-1000	50	TG-BAR-24/610 RPL BAR	72	TGB-4/102-2/2-36/914	71	TGB-8/203-4/4-48/1219	71
SS2-1200	50	TG-BAR-36/914 RPL BAR	72	TGB-4/102-2/2-42/1067	71	TGB-8/203-4/4-60/1524	71
SS2-1500	50	TG-BAR-42/1067 RPL BAR	72	TGB-4/102-2/2-48/1219	71	TGB-9/229-4/5-24/610	71
SS200	102	TG-BAR-48/1219 RPL BAR	72	TGB-4/102-2/2-60/1524	71	TGB-9/229-4/5-36/914	71
SS201	102	TG-BAR-60/1524 RPL BAR	72	TGB-4/102-3/B-24/610	71	TGB-9/229-4/5-42/1067	71
SS202	102	TG-MTG-BRKT RPL MNTG	72	TGB-4/102-3/B-36/914	71	TGB-9/229-4/5-48/1219	71
SS203	102	TG-MTG-BRKT RPL MNTG T	72	TGB-4/102-3/B-42/1067	71	TGB-9/229-4/5-60/1524	71
SS204	102	TGB-1.5-3.0-ANGLE-BRKT-KIT	72	TGB-4/102-3/B-48/1219	71	TGB-BRIDGE SEG-CEN	72
SS205	102	TGB-1.5-3.0-IN-GAP-MTNG	72	TGB-4/102-3/B-60/1524	71	TGB-BRIDGE SEG-END	72
SS206	102	TGB-1.5-3.0-MTNG-HRDW	72	TGB-5/127-2/3-24/610	71	TGB-EXT-ALUM-BAR-24/610	72

Book Index By Ordering Number

Order Number	Page	Order Number	Page	Order Number	Page	Order Number	Page
TGB-EXT-ALUM-BAR-36/914	72	TUG8E	109	VLG-250	33	XACS8-1000-1	78
TGB-EXT-ALUM-BAR-42/1067	72	TUG8P-36-AL	109	XAC5-1000	77	XACS8-1200	78
TGB-EXT-ALUM-BAR-48/1219	72	TUG8P-42-AL	109	XAC5-1000-1	77	XACS8-1200-1	78
TGB-EXT-ALUM-BAR-60/1524	72	TUG8P-48-AL	109	XAC5-1200	77	XACS8-1400	78
TGB-SEG-CEN-.75/19MM	72	TUG8P-54-AL	109	XAC5-1200-1	77	XACS8-1400-1	78
TGB-SEG-CEN-1.5/38MM	72	TUG8P-60-AL	109	XAC5-1400	77	XACS8-1600	78
TGB-SEG-CEN-1/25MM	72	TUG8P-72-AL	109	XAC5-1400-1	77	XACS8-1600-1	78
TGB-SEG-CEN-2 2 IN SEG	72	TUG8P-84-AL	109	XAC5-1600	77	XACS8-1800	78
TGB-SEG-CEN-3 3 IN SEG	72	TUG8P-96-AL	109	XAC5-1600-1	77	XACS8-1800-1	78
TGB-SEG-CEN-4 4 IN SEG	72	U3-1-RHTS-300	21	XAC5-1800	77	XNAC5-1000	77
TGB-SEG-CEN-5 5 IN SEG	72	U3-1-RHTS-600	21	XAC5-1800-1	77	XNAC5-1000-1	77
TGB-SEG-END-2 2 IN SEG	72	U3-1-S-300	21	XAC7-1000	78	XNAC5-1200	77
TGB-SEG-END-3 3 IN SEG	72	U3-1-S-600	21	XAC7-1000-1	78	XNAC5-1200-1	77
TGB-SEG-END-4 4 IN SEG	72	U3-2-RHTS-300	21	XAC7-1200	78	XNAC5-1400	77
TGB-SEG-END-5 5 IN SEG	72	U3-2-RHTS-600	21	XAC7-1200-1	78	XNAC5-1400-1	77
TUG6-36-AL	109	U3-RHTS-300	21	XAC7-1400	78	XNAC5-1600	77
TUG6-42-AL	109	UK25-1201	37	XAC7-1400-1	78	XNAC5-1600-1	77
TUG6-48-AL	109	UK25-601	37	XAC7-1600	78	XNAC5-1800	77
TUG6-54-AL	109	UK25-901	37	XAC7-1600-1	78	XNAC5-1800-1	77
TUG6-60-AL	109	UK36-1201	37	XAC7-1800	78	XNAC7-1000	78
TUG6-72-AL	109	UK36-601	37	XAC7-1800-1	78	XNAC7-1000-1	78
TUG6B-12-AL	109	UK36-901	37	XAC8-1000	78	XNAC7-1200	78
TUG6B-36-AL	109	UK40-1201	37	XAC8-1000-1	78	XNAC7-1200-1	78
TUG6B-42-AL	109	UK40-601	37	XAC8-1200	78	XNAC7-1400	78
TUG6B-48-AL	109	UK40-901	37	XAC8-1200-1	78	XNAC7-1400-1	78
TUG6B-54-AL	109	UK54-1201	37	XAC8-1400	78	XNAC7-1600	78
TUG6B-60-AL	109	UK54-1501	37	XAC8-1400-1	78	XNAC7-1600-1	78
TUG6B-72-AL	109	UK54-601	37	XAC8-1600	78	XNAC7-1800	78
TUG6E	109	UK54-901	37	XAC8-1600-1	78	XNAC7-1800-1	78
TUG6P-36-AL	109	UKG-1201	37	XAC8-1800	78	XNAC8-1000	78
TUG6P-42-AL	109	UKG-1501	37	XAC8-1800-1	78	XNAC8-1000-1	78
TUG6P-48-AL	109	UKG-601	37	XACS5-1000	77	XNAC8-1200	78
TUG6P-54-AL	109	UKG-901	37	XACS5-1000-1	77	XNAC8-1200-1	78
TUG6P-60-AL	109	UKG-XL-1201	37	XACS5-1200	77	XNAC8-1400	78
TUG6P-72-AL	109	UKG-XL-1501	37	XACS5-1200-1	77	XNAC8-1400-1	78
TUG8-36-AL	109	UKG-XL-601	37	XACS5-1400	77	XNAC8-1600	78
TUG8-42-AL	109	UKG-XL-901	37	XACS5-1400-1	77	XNAC8-1600-1	78
TUG8-48-AL	109	UX-1SP-S-300	21	XACS5-1600	77	XNAC8-1800	78
TUG8-54-AL	109	UX-1SP-S-600	21	XACS5-1600-1	77	XNAC8-1800-1	78
TUG8-60-AL	109	UX-1SP-SS-300	21	XACS5-1800	77	XP5-7BTG	79
TUG8-72-AL	109	UX-1SP-SS-600	21	XACS5-1800-1	77	XP5CC-1000	77
TUG8-84-AL	109	VL25-150	33	XACS7-1000	78	XP5CC-1200	77
TUG8-96-AL	109	VL25-200	33	XACS7-1000-1	78	XP5CC-1400	77
TUG8B-12-AL	109	VL30-150	33	XACS7-1200	78	XP5CC-1600	77
TUG8B-36-AL	109	VL30-200	33	XACS7-1200-1	78	XP5CC-1800	77
TUG8B-42-AL	109	VL40-150	33	XACS7-1400	78	XP5CC-L-1000	77
TUG8B-48-AL	109	VL40-200	33	XACS7-1400-1	78	XP5CC-L-1200	77
TUG8B-54-AL	109	VL54-150	33	XACS7-1600	78	XP5CC-L-1400	77
TUG8B-60-AL	109	VL54-200	33	XACS7-1600-1	78	XP5CC-L-1600	77
TUG8B-72-AL	109	VL54-250	33	XACS7-1800	78	XP5CC-L-1800	77
TUG8B-84-AL	109	VLG-150	33	XACS7-1800-1	78	XP5SC-1000	77
TUG8B-96-AL	109	VLG-200	33	XACS8-1000	78	XP5SC-1200	77

Book Index By Ordering Number

Order Number	Page	Order Number	Page
XP5SC-1400	77	ZA25-2.0-400	36
XP5SC-1600	77	ZA25W-1.6-120 (H2)	35
XP5SC-1800	77	ZA25W-1.6-120 (H2)	41
XP5SC-L-1000	77	ZA25W-1.6-200 (H2)	35
XP5SC-L-1200	77	ZA25W-1.6-200 (H2)	41
XP5SC-L-1400	77	ZA25W-1.6-400 (H2)	42
XP5SC-L-1600	77	ZA36-1.6-120	35
XP5SC-L-1800	77	ZA36-1.6-200	35
XP7CC-1000	77	ZA36-1.6-400 (H2)	36
XP7CC-1200	77	ZA36-1.6-400 (H2)	42
XP7CC-1400	77	ZA36-2.0-200	35
XP7CC-1600	77	ZA36-2.0-400	36
XP7CC-1800	77	ZA36-2.0-400 (H2)	36
XP7SC-1000	77	ZA36-2.0-400 (H2)	42
XP7SC-1200	77	ZA40-2.0-200	35
XP7SC-1400	77	ZA40-2.0-400	36
XP7SC-1600	77	ZA40-2.0-400 (H2)	36
XP7SC-1800	77	ZA40-2.0-400 (H2)	42
XP8CC-1000	77	ZA40F-3.0-200	35
XP8CC-1200	77	ZA40F-3.0-400	36
XP8CC-1400	77	ZA40W-2.0-200 (H2)	35
XP8CC-1600	77	ZA40W-2.0-200 (H2)	41
XP8CC-1800	77	ZA54F-4.0-200	35
XP8CC-L-1000	77	ZA54F-4.0-400	36
XP8CC-L-1200	77	ZA54F-6.0-200	35
XP8CC-L-1400	77	ZA54F-6.0-400	36
XP8CC-L-1600	77	ZAG-1.5-200	35
XP8CC-L-1800	77	ZAG-1.5-400	36
XP8SC-1000	77	ZAG-2.0-200	35
XP8SC-1200	77	ZAG-2.0-400	36
XP8SC-1400	77	ZAG-XL-3.0-200	35
XP8SC-1600	77	ZAG-XL-3.0-400	36
XP8SC-1800	77	ZAV25-1.6-400 (H2)	42
XP8SC-L-1000	77	ZAV30-2.0-400 (H2)	36
XP8SC-L-1200	77	ZAV30-2.0-400 (H2)	42
XP8SC-L-1400	77	ZAV40-2.0-400 (H2)	36
XP8SC-L-1600	77	ZAV40-2.0-400 (H2)	42
XP8SC-L-1800	77		
XPHST	79		
XPLT XP-LOK TEN	79		
XPLW-120 XP-LOK WIRE	79		
XPMST	79		
XPSS-40	79		
XPSTF-1000	79		
XPSTF-1200	79		
XPSTF-1400	79		
XPSTF-1600	79		
XPSTF-1800	79		
ZA25-1.6-120	35		
ZA25-1.6-200	35		
ZA25-1.6-400	36		
ZA25-2.0-200	35		

Book Index By Item Code

Item Code	Page	Item Code	Page	Item Code	Page	Item Code	Page	Item Code	Page	Item Code	Page	Item Code	Page	Item Code	Page		
A2006	34	00368	11	00485	12	00620	35	00713	102	00835	18	00931	23	03997	31	04122	59
A2008	36	00384	18	00486	12	00620	41	00714	102	00836	18	00933	23	03997	31	04143	59
00008	20	00385	18	00487	12	00621	15	00715	102	00838	18	00935	23	03998	31	04143	108
00010	20	00392	19	00489	11	00623	15	00716	102	00845	18	00936	23	03998	31	04144	59
00012	20	00393	19	00491	11	00624	15	00717	102	00847	18	00939	23	03999	31	04144	108
00019	20	00394	19	00492	11	00625	15	00719	30	00850	18	00940	23	03999	31	04145	59
00021	20	00395	19	00493	11	00626	15	00742	35	00851	18	00942	23	04000	31	04145	108
00023	20	00402	18	00494	11	00627	15	00752	36	00852	18	00945	11	04000	31	04146	59
00074	20	00403	18	00496	16	00628	15	00766	37	00854	18	00950	34	04001	32	04146	108
00076	16	00404	18	00497	11	00629	15	00772	37	00855	18	00951	34	04002	31	04147	59
00077	20	00405	18	00498	11	00630	15	00778	37	00858	18	00952	34	04002	31	04147	108
00083	20	00406	18	00499	11	00631	14	00779	37	00859	18	00953	34	04003	31	04149	59
00085	20	00413	18	00512	12	00631	40	00783	37	00861	18	00958	51	04003	31	04149	108
00088	20	00414	18	00513	12	00632	12	00784	37	00862	18	00970	36	04004	31	04200	59
00091	20	00423	18	00514	12	00640	11	00785	37	00864	18	00979	37	04004	31	04200	108
00094	20	00424	33	00515	12	00645	12	00786	37	00865	18	00980	10	04005	31	04223	33
00098	20	00425	33	00516	12	00650	13	00794	40	00866	18	00985	34	04005	31	04266	33
00101	20	00425	59	00517	12	00651	13	00795	30	00872	19	00985	41	04014	32	04269	70
00106	20	00431	59	00529	13	00665	12	00795	40	00873	19	00986	41	04015	31	04269	70
00111	20	00432	59	00532	24	00669	37	00796	30	00875	19	00990	30	04016	31	04305	60
00114	20	00435	16	00540	24	00670	11	00796	40	00876	19	00996	35	04017	31	04305	111
00118	20	00438	16	00543	24	00671	30	00797	30	00879	19	01144	21	04018	31	04308	70
00123	20	00440	16	00544	24	00672	30	00797	40	00882	23	01184	21	04024	32	04309	70
00128	20	00441	16	00550	25	00674	30	00800	9	00883	23	01194	21	04025	31	04309	70
00131	20	00443	16	00564	19	00675	30	00801	9	00884	23	01350	60	04026	31	04310	70
00214	20	00452	12	00565	19	00676	30	00802	9	00885	23	01354	21	04027	31	04310	70
00255	21	00453	12	00570	16	00677	30	00803	9	00886	23	01355	21	04028	31	04311	70
00271	20	00454	12	00585	14	00678	30	00804	9	00887	23	01363	21	04029	32	04311	70
00274	20	00456	12	00585	40	00681	30	00809	10	00897	27	03014	33	04030	31	04312	70
00276	20	00457	12	00590	32	00682	30	00810	17	00899	27	03074	33	04031	31	04312	70
00278	20	00465	111	00591	31	00686	30	00811	12	00900	27	03081	33	04032	31	04319	70
00290	21	00466	111	00592	31	00687	30	00812	17	00902	33	03085	33	04033	31	04320	70
00300	10	00467	111	00593	31	00687	40	00813	17	00903	33	03119	33	04063	32	04321	70
00301	10	00468	111	00594	31	00690	30	00814	17	00904	33	03230	59	04064	31	04322	70
00302	10	00469	111	00595	31	00691	30	00815	17	00905	33	03239	51	04065	31	04339	70
00304	23	00470	111	00606	16	00692	30	00816	17	00906	33	03239	60	04066	31	04339	70
00326	16	00471	111	00608	34	00697	12	00818	17	00907	33	03239	107	04067	31	04340	70
00327	16	00472	111	00608	41	00698	12	00819	17	00908	33	03274	32	04073	59	04341	70
00328	16	00473	111	00610	15	00699	12	00820	17	00909	33	03326	32	04073	111	04341	70
00329	16	00474	111	00612	15	00701	12	00821	17	00911	23	03433	32	04085	31	04342	70
00330	16	00475	111	00613	15	00702	12	00824	17	00912	23	03450	59	04086	31	04342	70
00360	11	00476	111	00614	15	00703	18	00828	17	00913	23	03451	59	04087	31	04343	70
00361	11	00478	111	00615	15	00704	18	00829	17	00915	23	03817	32	04088	31	04343	70
00363	11	00479	111	00616	15	00705	23	00830	17	00920	11	03827	33	04088	31	04344	70
00364	11	00482	12	00617	15	00710	102	00832	18	00924	23	03897	32	04089	31	04344	70
00365	11	00483	12	00618	15	00711	102	00833	18	00928	23	03924	27	04089	31	04358	32
00367	11	00484	12	00619	15	00712	102	00834	18	00929	23	03996	32	04122	33	04359	31

Book Index By Item Code

Item Code	Page	Item Code	Page	Item Code	Page	Item Code	Page	Item Code	Page	Item Code	Page	Item Code	Page	Item Code	Page		
04360	31	10013	46	13681	44	14993	55	16052	16	16225	23	16441	30	16608	28	16826	37
04361	31	10020	46	13685	44	14994	55	16053	16	16226	23	16442	30	16609	30	16832	33
04362	31	10021	46	13695	44	15000	54	16055	16	16238	25	16447	30	16610	30	16833	33
04434	28	10022	46	13700	44	15001	54	16056	16	16239	23	16448	30	16624	28	16835	33
04435	28	10023	46	13704	44	15002	54	16057	16	16242	24	16449	30	16625	28	16836	33
04442	70	10024	46	13706	44	15003	54	16058	16	16243	24	16450	30	16626	28	16858	35
04443	70	10512	46	13715	44	15004	54	16059	16	16245	24	16451	30	16627	28	16859	36
04444	70	10513	46	13720	44	15005	54	16060	16	16246	24	16452	30	16628	28	16860	36
04445	70	10514	46	13724	44	15006	54	16061	16	16248	24	16453	30	16629	28	16861	35
04446	70	10515	46	13726	44	15007	55	16066	16	16251	25	16454	30	16630	28	16862	36
04447	70	10516	46	13735	44	15008	55	16067	16	16254	23	16457	30	16631	28	16863	42
04453	31	10517	46	13740	44	15009	55	16069	16	16255	25	16478	37	16632	28	16864	36
04455	32	10519	46	13744	44	15010	55	16071	16	16261	25	16481	37	16639	51	16864	42
04456	31	10521	46	13755	44	15011	55	16072	16	16262	23	16484	33	16658	51	16865	36
04457	31	10522	46	13759	44	15015	54	16083	19	16268	24	16487	33	16665	27	16865	42
04458	31	10523	46	13762	44	15017	55	16084	19	16269	24	16488	33	16670	27	16869	35
04459	31	10532	45	13764	44	15025	54	16085	19	16274	25	16494	37	16671	27	16870	35
04460	31	13169	45	13772	44	15027	54	16088	19	16277	23	16496	37	16672	27	16872	35
04467	27	13386	45	13777	44	15032	54	16089	18	16278	25	16497	37	16673	27	16875	42
04719	30	13387	44	13781	44	15033	54	16090	18	16281	25	16498	30	16674	27	16882	35
04972	31	13390	45	13783	44	16001	34	16091	19	16285	23	16498	40	16675	27	16883	35
04973	70	13394	45	13792	44	16004	34	16103	17	16294	23	16499	30	16676	27	16885	36
04974	70	13395	45	13797	44	16004	42	16107	17	16304	23	16499	40	16677	27	16885	42
04974	70	13398	45	13801	44	16006	34	16114	17	16316	23	16500	30	16679	27	16886	35
04988	70	13404	45	13803	44	16009	12	16115	17	16320	23	16500	40	16686	28	16888	36
04989	55	13432	44	13836	45	16019	12	16126	17	16321	23	16501	30	16687	28	16888	42
04989	55	13464	44	13844	45	16020	34	16127	17	16322	23	16501	40	16688	28	16894	36
04990	55	13469	44	13846	44	16025	34	16130	17	16323	23	16504	30	16689	28	16896	36
04990	55	13472	45	13868	45	16029	19	16141	17	16324	23	16508	30	16690	28	16896	42
04991	55	13600	44	13873	45	16030	19	16142	17	16325	23	16509	30	16691	28	16899	35
04991	55	13600	45	13877	45	16031	19	16144	19	16326	23	16516	30	16720	30	16900	36
04994	55	13605	44	13879	45	16032	18	16145	19	16327	23	16516	40	16723	30	16902	35
04994	55	13605	45	13887	45	16033	19	16149	18	16328	25	16565	30	16725	30	16902	41
05338	21	13609	44	13892	45	16034	19	16150	18	16329	25	16566	30	16728	30	16911	35
05339	21	13609	45	13896	45	16035	19	16153	18	16330	25	16567	30	16735	59	16913	36
05340	21	13611	44	13935	45	16036	19	16179	30	16331	25	16568	30	16753	37	16914	35
05341	21	13611	45	13936	45	16037	18	16180	30	16332	25	16569	30	16754	37	16928	12
05342	21	13637	44	13944	45	16039	16	16181	30	16333	25	16571	30	16755	37	16929	12
10000	46	13642	44	13949	45	16040	16	16214	23	16334	25	16572	30	16758	37	16945	13
10001	46	13646	44	13953	45	16041	16	16216	24	16335	25	16573	30	16765	37	16946	13
10002	46	13648	44	13969	45	16042	16	16218	24	16336	25	16574	30	16766	37	16960	13
10003	46	13649	44	14069	45	16043	15	16219	24	16337	25	16575	30	16773	37	16961	13
10004	46	13657	44	14971	54	16045	16	16220	24	16338	25	16577	33	16787	37	16962	13
10005	46	13662	44	14983	54	16046	16	16221	25	16339	25	16600	30	16796	37	16963	13
10008	46	13666	44	14990	55	16047	16	16222	23	16435	30	16602	28	16809	37	16964	13
10011	46	13668	44	14991	55	16048	16	16223	25	16436	30	16604	28	16811	37	16965	13
10012	46	13676	44	14992	55	16050	16	16224	25	16437	30	16605	28	16822	37	16966	13

Book Index By Item Code

Item Code	Page	Item Code	Page	Item Code	Page	Item Code	Page	Item Code	Page	Item Code	Page	Item Code	Page	Item Code	Page		
16967	13	17094	13	17203	12	17317	33	17485	27	18170	9	20057	99	30003	108	30461	101
16971	9	17095	13	17204	12	17336	27	17486	27	18171	9	20058	99	30004	108	30462	75
16972	9	17096	14	17207	10	17351	21	17487	27	18172	9	20090	99	30011	108	30462	101
16973	9	17096	40	17207	42	17370	99	17488	27	18173	9	20091	99	30012	108	30463	75
16975	13	17097	13	17212	14	17371	99	17489	27	18248	32	20094	99	30021	108	30463	85
16976	13	17098	14	17212	40	17398	111	17490	27	18417	17	20095	99	30022	108	30463	101
16977	13	17098	40	17223	17	17400	111	17491	27	18425	17	20200	102	30038	79	30464	101
16979	13	17102	13	17231	25	17402	101	17492	27	18505	17	20201	102	30105	79	30465	75
16980	13	17103	13	17232	25	17411	38	17493	27	18506	17	20202	102	30106	79	30465	101
16981	13	17109	14	17233	25	17412	35	17494	27	19470	27	20203	102	30113	79	30474	75
16984	13	17109	40	17234	25	17412	41	17495	27	19701	31	20204	102	30114	79	30474	85
16985	13	17111	13	17235	25	17414	36	17496	27	19702	31	20206	102	30115	79	30474	101
16986	13	17112	14	17236	25	17417	23	17497	27	19703	31	20330	99	30116	79	30475	101
16987	13	17112	40	17242	19	17418	23	17498	27	19704	31	20331	99	30117	79	30479	101
16988	13	17114	14	17248	16	17420	23	17499	27	19804	13	20334	99	30118	79	30480	101
16989	13	17114	40	17249	16	17421	23	17500	27	19808	13	20335	99	30119	79	30481	75
16990	13	17115	14	17253	16	17422	23	17501	27	19809	13	20340	99	30324	110	30481	85
16993	13	17115	40	17254	16	17423	23	17502	27	19810	13	20341	99	30377	110	30481	101
16995	13	17117	13	17261	11	17424	23	17503	27	19811	13	20344	99	30392	110	30867	51
16999	13	17118	14	17261	42	17426	30	17504	27	19812	13	20345	99	30393	110	30867	55
17000	14	17118	40	17279	38	17427	16	17505	27	19838	13	20377	102	30394	110	30867	60
17000	40	17120	13	17280	38	17428	9	17506	27	19841	13	20378	102	30395	110	30867	75
17007	13	17121	14	17281	38	17429	40	17507	27	19842	13	20379	102	30396	110	30867	107
17008	14	17121	40	17282	38	17430	30	17508	27	19844	13	20380	84	30398	110	30882	107
17008	40	17122	14	17283	38	17430	40	17509	27	20000	99	20381	84	30399	110	30888	85
17014	13	17122	40	17284	38	17431	40	17546	27	20001	99	20381	102	30408	110	30888	101
17016	13	17132	12	17285	38	17432	30	17547	23	20002	99	20382	102	30414	110	30889	101
17038	14	17135	10	17286	38	17432	40	17619	28	20004	99	20387	84	30418	110	30894	85
17038	40	17136	10	17287	38	17433	30	17621	31	20005	99	20387	102	30421	110	30902	108
17045	13	17137	10	17288	38	17433	40	17622	31	20006	99	20388	102	30423	110	30903	108
17046	14	17138	10	17289	38	17434	30	17623	31	20006	102	20391	102	30430	110	30904	108
17046	40	17139	10	17290	38	17434	40	17635	33	20007	99	20397	84	30435	96	30905	108
17055	14	17139	42	17291	38	17435	30	17641	19	20008	99	20397	102	30435	106	30906	108
17055	40	17143	10	17291	41	17435	40	17642	19	20010	102	20398	84	30435	107	30907	108
17062	14	17144	10	17292	38	17436	30	17643	19	20011	102	20398	102	30438	101	30909	84
17062	40	17146	12	17293	38	17437	30	17644	19	20012	99	20399	84	30439	101	30909	108
17070	14	17150	11	17293	41	17439	30	17645	19	20013	99	20399	102	30442	85	30914	84
17070	40	17151	11	17294	38	17440	30	17766	33	20014	99	20400	84	30442	101	30915	84
17077	14	17152	11	17295	38	17441	30	18008	33	20016	99	20400	102	30443	101	30916	84
17077	40	17192	11	17295	41	17442	30	18143	13	20017	99	20406	102	30444	101	30917	84
17078	14	17193	11	17296	38	17443	30	18147	9	20034	99	20407	102	30447	85	30918	84
17078	40	17194	11	17297	38	17475	33	18148	9	20035	99	20409	102	30447	101	30932	96
17082	13	17196	11	17298	38	17480	27	18149	9	20038	99	20410	102	30448	101	30932	101
17083	14	17196	42	17299	38	17481	27	18150	9	20039	99	20411	102	30449	101	30932	106
17083	40	17198	11	17300	38	17482	27	18152	9	20041	102	20414	102	30460	75	30932	107
17087	13	17199	11	17301	38	17483	27	18153	9	20042	102	28215	83	30460	85	30944	108
17093	13	17202	12	17316	33	17484	27	18154	9	20056	99	28215	92	30460	101	31093	100

Book Index By Item Code

Item Code	Page	Item Code	Page	Item Code	Page	Item Code	Page	Item Code	Page	Item Code	Page	Item Code	Page	Item Code	Page
31106	100	31574	100	31978	101	37058	92	37535	78	37582	77	37669	77	38067	83
31122	100	31700	109	31978	107	37059	83	37536	78	37583	77	37864	78	38067	92
31124	100	31701	109	31980	101	37059	92	37537	78	37584	77	37865	78	38087	93
31151	100	31702	109	31980	107	37064	93	37538	78	37585	77	37866	78	38160	94
31179	100	31703	109	31996	110	37075	83	37539	78	37586	77	37867	78	38177	93
31180	100	31704	109	31999	110	37075	92	37540	78	37587	77	37868	78	38179	93
31188	100	31705	109	32051	110	37078	83	37541	78	37588	77	37869	78	38197	83
31189	100	31706	109	32057	110	37078	92	37542	78	37589	77	37870	78	38197	92
31190	100	31707	109	32068	110	37082	83	37543	78	37590	77	37871	78	38223	83
31194	100	31708	109	32069	110	37082	92	37544	78	37591	77	37872	78	38223	92
31198	100	31709	109	32070	110	37083	83	37545	78	37592	77	37873	78	38238	83
31201	100	31710	109	32272	59	37083	92	37546	78	37593	77	37874	78	38238	92
31213	100	31711	109	32273	108	37085	83	37547	78	37594	77	37875	78	38382	93
31215	100	31712	109	32274	59	37085	92	37548	78	37595	77	37876	78	38385	93
31220	84	31713	109	32274	108	37091	83	37549	78	37596	77	37877	78	38388	93
31224	100	31714	109	32279	59	37091	92	37550	78	37597	77	37878	78	38389	93
31226	100	31715	109	32279	108	37095	83	37551	78	37598	77	37879	78	38438	93
31227	100	31716	109	37003	83	37103	83	37552	78	37599	77	37880	78	39294	94
31228	100	31717	109	37003	92	37103	92	37553	78	37600	77	37881	78	39295	94
31236	100	31718	109	37005	83	37117	83	37554	78	37601	77	37882	78	39299	94
31238	84	31719	109	37005	92	37119	83	37555	78	37602	77	37883	78	39460	82
31240	100	31720	109	37007	83	37119	92	37556	78	37603	77	37884	77	39461	82
31241	100	31721	109	37007	92	37125	83	37557	78	37604	77	37885	77	39462	82
31242	100	31722	109	37009	83	37125	92	37558	78	37605	77	37886	77	39463	82
31246	100	31723	109	37009	92	37126	83	37559	78	37606	77	37887	77	39464	82
31258	100	31724	109	37011	83	37126	92	37560	78	37607	77	37888	77	39465	82
31259	100	31725	109	37011	92	37179	79	37561	78	37608	77	37889	77	39469	82
31261	100	31726	109	37012	83	37181	93	37562	78	37609	77	37890	77	39470	82
31262	84	31727	109	37012	92	37187	93	37563	78	37615	77	37891	77	39475	81
31272	84	31728	109	37019	83	37191	94	37564	78	37616	77	37892	77	39480	81
31274	100	31729	109	37027	83	37192	93	37565	78	37617	77	37893	77	39481	81
31278	100	31730	109	37027	92	37193	94	37566	78	37618	77	37894	77	39482	81
31291	100	31731	109	37030	83	37206	94	37567	78	37619	77	37895	77	39523	82
31297	100	31732	109	37030	92	37207	94	37568	78	37620	77	37896	77	39524	82
31423	100	31733	109	37032	83	37211	94	37569	78	37621	77	37897	77	39532	82
31453	100	31734	109	37032	92	37212	94	37570	77	37622	77	37898	77	39609	82
31472	100	31735	109	37035	83	37214	94	37571	77	37623	77	37899	77	39631	81
31473	100	31736	109	37035	92	37216	94	37572	77	37624	77	37900	77	39634	82
31493	100	31737	109	37037	83	37478	93	37573	77	37660	77	37901	77	39637	81
31513	84	31738	109	37037	92	37480	93	37574	77	37661	77	37902	77	39644	81
31516	84	31739	109	37051	83	37484	93	37575	77	37662	77	37903	77	39728	83
31519	84	31740	109	37051	92	37486	93	37576	77	37663	77	38024	83	39728	92
31521	84	31741	109	37054	83	37530	78	37577	77	37664	77	38024	92	39737	83
31524	84	31742	109	37054	92	37531	78	37578	77	37665	77	38062	83	39737	92
31526	84	31743	109	37056	83	37532	78	37579	77	37666	77	38062	92	39740	83
31539	84	31744	109	37056	92	37533	78	37580	77	37667	77	38064	83	39740	92
31547	84	31747	109	37058	83	37534	78	37581	77	37668	77	38064	92	39817	83

Book Index By Item Code

Item Code	Page	Item Code	Page	Item Code	Page	Item Code	Page	Item Code	Page	Item Code	Page	Item Code	Page	Item Code	Page
40398	89	40536	90	40864	105	41098	106	41395	88	41578	88	41795	105	50004	107
40408	89	40536	105	40882	106	41099	106	41396	88	41611	87	41796	105	50009	50
40424	87	40537	90	40908	96	41107	106	41398	89	41619	87	41797	105	50015	52
40424	90	40537	105	40920	106	41115	95	41399	89	41622	87	41798	105	50015	55
40435	90	40538	90	40921	106	41116	95	41403	83	41625	87	41799	105	50016	51
40436	95	40538	105	40922	106	41123	106	41403	92	41626	87	41800	105	50016	52
40455	87	40542	87	40923	106	41124	106	41404	83	41634	87	41817	95	50025	52
40468	87	40542	90	40924	106	41138	106	41404	92	41635	87	41818	95	50053	50
40468	90	40542	105	40978	91	41139	106	41408	88	41636	87	41819	95	50075	50
40482	96	40543	87	40978	105	41148	106	41409	88	41638	87	41820	95	50077	51
40484	96	40543	90	40979	91	41149	106	41411	88	41640	87	41821	95	50144	52
40485	96	40543	105	40979	105	41152	106	41412	88	41686	87	41822	95	50146	52
40487	96	40544	90	40980	91	41153	106	41413	88	41709	87	41823	95	50200	52
40502	96	40544	105	40980	105	41168	106	41427	88	41712	89	41824	87	50201	51
40503	96	40545	90	40981	91	41187	106	41436	88	41715	89	41825	87	50231	52
40504	96	40545	105	40981	105	41190	87	41441	88	41717	89	41826	87	50239	52
40508	87	40546	90	40982	91	41190	90	41449	89	41719	87	41827	87	50240	52
40508	90	40546	105	40982	105	41190	105	41450	88	41720	88	41828	87	50243	52
40510	87	40547	90	40983	91	41191	87	41453	89	41721	88	41863	104	50244	52
40510	96	40547	105	40983	105	41191	90	41464	88	41722	89	41865	104	50248	52
40510	106	40548	90	40984	91	41191	105	41470	88	41724	87	41866	104	50249	51
40511	95	40548	105	40984	105	41192	90	41472	88	41726	89	41868	104	50270	52
40511	96	40652	96	40985	91	41192	105	41485	88	41737	89	41870	104	50272	52
40517	87	40702	93	40985	105	41193	90	41486	88	41742	83	41872	104	50421	50
40517	96	40722	93	40988	95	41193	105	41487	88	41748	89	41873	104	50423	50
40523	90	40750	104	40990	95	41194	90	41493	88	41756	88	41875	104	50446	50
40523	105	40751	104	40991	95	41194	105	41499	83	41757	88	41877	104	50448	50
40527	87	40752	104	40994	95	41195	90	41499	92	41758	88	41878	104	50661	50
40527	90	40755	104	40996	95	41195	105	41501	83	41759	89	41960	96	50662	50
40527	105	40756	104	41016	106	41196	90	41501	92	41760	89	41961	96	50665	50
40528	87	40760	106	41031	96	41196	105	41502	83	41762	83	41964	95	50666	50
40528	90	40783	95	41032	95	41196	105	41502	92	41764	89	41965	95	50669	50
40528	105	40857	91	41033	95	41197	90	41503	83	41765	88	41992	97	50670	50
40529	90	40857	105	41034	95	41197	105	41503	92	41766	88	41998	97	50673	50
40529	105	40858	91	41035	95	41197	105	41504	83	41767	87	42000	97	50674	50
40530	90	40858	105	41050	96	41279	88	41504	92	41768	87	42025	88	53234	94
40530	105	40859	91	41054	96	41286	88	41505	94	41770	87	42078	89	53255	94
40531	90	40859	105	41055	96	41292	88	41506	94	41778	96	43022	96	53258	94
40531	105	40860	91	41055	106	41295	96	41508	88	41785	105	43023	96	53261	94
40532	90	40860	105	41056	96	41319	88	41510	88	41786	105	43024	96	53262	94
40532	105	40861	91	41057	96	41329	88	41512	88	41788	105	43025	96	53268	94
40533	90	40861	105	41057	96	41332	95	41527	89	41789	95	43026	96	54002	50
40533	105	40862	91	41058	96	41333	95	41529	89	41790	95	50003	51	54003	50
40534	90	40862	105	41067	88	41334	95	41543	89	41791	95	50003	60	54005	50
40534	105	40863	91	41068	96	41352	83	41546	89	41792	105	50003	107	54006	50
40535	90	40863	105	41089	106	41352	92	41576	88	41793	105	50004	51	54010	52
40535	105	40864	91	41097	106	41391	88	41577	88	41794	105	50004	60	54030	50

Book Index By Item Code

Item Code	Page	Item Code	Page	Item Code	Page	Item Code	Page	Item Code	Page	Item Code	Page	Item Code	Page	Item Code	Page		
54695	48	56021	63	56140	71	56236	72	56533	64	56588	63	57025	66	57128	67	57251	68
54696	48	56022	63	56141	71	56237	72	56534	64	56600	72	57026	66	57129	67	57252	68
54697	48	56023	63	56142	71	56238	72	56535	64	56600	72	57027	66	57130	67	57253	68
54699	49	56024	63	56143	71	56239	72	56536	64	56601	72	57028	66	57140	67	57254	68
54706	48	56025	63	56148	71	56240	72	56537	64	56602	72	57029	66	57141	67	57255	68
54707	48	56026	63	56149	71	56241	72	56538	64	56603	72	57030	66	57142	67	57256	68
54708	48	56027	63	56150	71	56242	72	56539	64	56604	72	57040	66	57143	67	57257	68
54709	48	56028	63	56151	71	56243	72	56540	64	56606	72	57041	66	57144	67	77729	112
54713	51	56029	63	56181	71	56244	72	56541	64	56607	72	57042	66	57145	67	79926	112
55011	50	56030	63	56182	71	56245	72	56542	64	56608	72	57043	66	57146	67	79927	112
55014	50	56031	63	56183	71	56246	72	56543	64	56609	72	57044	66	57147	67	79928	112
55017	50	56032	63	56184	71	56247	72	56544	64	56611	72	57045	66	57148	67	79934	112
55043	50	56033	63	56185	71	56248	72	56545	64	56612	72	57046	66	57149	67	80012	57
55046	50	56034	63	56186	71	56249	72	56546	64	56613	72	57047	66	57150	67	80014	57
55049	50	56035	63	56187	71	56250	72	56547	64	56614	72	57048	66	57173	67	80016	57
55075	50	56100	71	56188	71	56251	72	56548	64	56618	72	57049	66	57174	67	80018	57
55078	50	56101	71	56189	71	56252	72	56549	64	56628	72	57050	66	57175	67	80019	57
55081	50	56102	71	56190	71	56253	72	56549	67	56629	72	57060	66	57176	67	80020	57
55107	50	56103	71	56206	71	56254	72	56550	64	56636	72	57061	66	57180	68	80021	57
55140	50	56104	71	56207	71	56255	72	56550	67	56637	72	57062	66	57181	68	80022	57
55177	50	56105	71	56208	71	56256	72	56551	64	56638	72	57063	66	57182	68	80024	57
55541	51	56106	71	56209	71	56500	64	56551	67	56639	72	57064	66	57183	68	80027	57
55554	51	56107	71	56210	71	56501	64	56552	64	56640	72	57065	66	57184	68	80039	58
55589	51	56108	71	56211	71	56502	64	56552	67	56641	72	57066	66	57185	68	80041	58
55590	51	56109	71	56212	71	56503	64	56553	64	56642	72	57067	66	57186	68	80043	58
55592	51	56110	71	56213	71	56504	64	56553	67	56643	72	57068	66	57187	68	80045	58
56000	63	56111	71	56214	71	56505	64	56554	64	56644	72	57069	66	57188	68	80075	58
56001	63	56112	71	56215	71	56506	64	56554	67	56645	72	57070	66	57189	68	80076	58
56002	63	56113	71	56216	71	56507	64	56555	64	56646	72	57100	67	57190	68	80078	58
56003	63	56114	71	56217	71	56508	64	56555	67	56648	72	57101	67	57191	68	80079	58
56004	63	56115	71	56218	71	56509	64	56556	64	56743	68	57102	67	57192	68	80090	58
56005	63	56116	71	56219	71	56510	64	56557	64	57000	66	57103	67	57200	68	80100	58
56006	63	56117	71	56220	71	56511	64	56558	64	57001	66	57104	67	57201	68	80111	58
56007	63	56118	71	56221	71	56519	64	56559	64	57002	66	57105	67	57202	68	99498	75
56008	63	56119	71	56222	71	56520	64	56560	64	57003	66	57106	67	57203	68	99500	74
56009	63	56120	71	56223	71	56521	64	56561	64	57004	66	57107	67	57204	68	99501	74
56010	63	56121	71	56224	71	56522	64	56562	64	57005	66	57108	67	57205	68	99502	74
56011	63	56122	71	56225	71	56523	64	56563	64	57006	66	57109	67	57206	68	99503	74
56012	63	56123	71	56227	72	56524	64	56564	64	57007	66	57110	67	57207	68	99504	74
56013	63	56128	71	56228	72	56525	64	56565	64	57008	66	57120	67	57208	68	99505	74
56014	63	56129	71	56229	72	56526	64	56566	64	57009	66	57121	67	57209	68	99506	74
56015	63	56130	71	56230	72	56527	64	56567	64	57010	66	57122	67	57210	68	99507	74
56016	63	56131	71	56231	72	56528	64	56568	64	57020	66	57123	67	57211	68	99508	74
56017	63	56132	71	56232	72	56529	64	56577	64	57021	66	57124	67	57212	68	99509	74
56018	63	56133	71	56233	72	56530	64	56585	63	57022	66	57125	67	57220	68	99510	74
56019	63	56134	71	56234	72	56531	64	56586	63	57023	66	57126	67	57221	68	99511	74
56020	63	56135	71	56235	72	56532	64	56587	63	57024	66	57127	67	57250	68	99512	74

Book Index By Item Code

Item Code	Page
99513	74
99514	74
99515	74
99516	74
99517	74
99518	74
99519	74
99520	74
99521	74
99522	74
99523	74
99525	74
99529	75
99531	74
99535	75
99536	75
99537	75
99539	75
99542	75
99544	75
99551	75
99552	75
99553	75
99554	75
99555	75
99556	75
99565	74
99570	74
99571	74
99576	74
99578	74
99580	74
99582	74
99586	74
99589	74
99591	74
99593	74
99595	74
99626	75
99631	75
99632	75
99635	75
99648	74
99649	74
99689	75
99690	75





Partners in Productivity

Maybachstrasse 9
72348 Rosenfeld, Germany

Phone: +49-7428-9406-0 Fax: +49-7428-9406-260
www.flexco.com