




# How to Modify Your FSK2 Skiver with the Metal Fence




**Step 1.** Loosen existing handle screws with a 5/32" hex wrench and set aside.



**Step 2.** Remove handle and plastic fence assembly.



**Step 3.** Attach metal fence, handle and securely hand tighten remaining screws.



Visit [www.flexco.com](http://www.flexco.com) for other Flexco locations and products, or to find an authorized distributor.

©2015 Flexible Steel Lacing Company. 12-28-23. X4106

