




## ANKER<sup>®</sup> Hooks

Since its inception, the ANKER<sup>®</sup> Wire Hook System has earned a reputation for continued innovation and proven performance. ANKER<sup>®</sup> wire hooks have been designed with a variety of different wire diameters, leg and point lengths, metals, strip lengths and styles, such as carded and welded bar. All are readily available to meet your individual application needs.

The double-staggered grip pattern gives wire hooks exceptional holding power without degrading the integrity of the belt carcass. Today's splices also have a very low profile, making them increasingly more compatible with conveyor components and compliant with the need for reduced operating noise.

Typical industries for wire fasteners include:

- Package and parts handling
- General manufacturing
- Commercial laundry
- Food processing
- Agriculture
- Filter media



## Fastener Overview

### Welded Bar Hooks (A Series™)

ANKER® A Series™ fasteners are formed by welding each ANKER® hook to a common bar.

- Welded bar creates a stable strip of fasteners to eliminate damage during handling.
- Safety Strip covers the hook points to protect fingertips, yet easily removed prior to lacing.
- Hook legs are held parallel to simplify “meshing” of belt ends and the insertion of connecting pins.
- The risk of a single hook disengaging is significantly reduced, particularly important in the food industry.
- The welded bar creates a flat, finished splice so belt “wave” is eliminated.
- Under abusive applications, A Series spreads shock loads to protect individual hooks.

A Series fasteners can be easily cut to the appropriate length, or ordered in special lengths up to 1500 mm. They are not recommended for bias splices, troughed belts where common bar breakage is a concern, and where special metals are required.




### Carded Hooks

Individual ANKER® hooks are secured on carding paper.

- Works with any application, including bias splices and troughed belt applications.

Available in a wide variety of metals and sizes.



### G Series™ Lacing

ANKER® G Series™ Lacing is precision-stamped belt lacing from AISI 316 stainless steel, ensuring a consistent 4.00 mm pitch over the entire length of the lace. The staggered leg geometry features four alternating point levels between the top and bottom of the lace which provides varying points of penetration versus a continuous line, increasing the strength and durability of the splice.

G Series is machine-applied for consistent compression, resulting in a uniform and flat splice, even with belts that are prone to belt wave. Corrugated stainless steel connecting pins prevent migration during use.



#### Fastener Material Characteristics

| Metal                                     | Abbreviation | Magnetic | Abrasion Resistance | Chemical Resistance | Rust Resistance | Type                | Sizes   |
|---|--------------|----------|---------------------|---------------------|-----------------|---------------------|---|
| Galvanized                                | G            | Yes      | Good                | Poor                | Good            | Carded              | 25, 40, 2-7, G001-G003  |
| Steel                                     |              | Yes      | Good                | Poor                | Poor            | Welded Bar          | A2-A7   |
| AISI 430<br>1.4016 EN 10088-3             | S            | Slightly | Good                | Fair to Good        | Good            | Carded & Welded Bar | 40/A40, 2-7/A2-A7   |
| AISI 316/316L<br>1.4401/1.4404 EN 10088-3 | SS           | No       | Good                | Good to Excellent   | Excellent       | Carded & Welded Bar | 25/A25, 30/A30, A34, 35/A35, A36, 40/A40, 2-7/A2-A7, G 00 - G 008 |
| Hastelloy                                 | H            | No       | Good                | Excellent           | Excellent       | Carded & Welded Bar | 25, 30/A30, A36, 40/A40   |
| High Tensile                              | HT           | Yes      | Good to Excellent   | Fair                | Good            | Carded              | 2-7   |

## Fastener Selection Guidelines

### Specify the Right ANKER® Fastener

**1. Measure belt thickness.**

Use micrometer or caliper to measure belt thickness. If the belt has an impression cover, skive cover 25 mm back from belt end prior to measuring. Do not cut belt carcass.

**2. Measure pulley diameter.**

The minimum pulley diameter is the smallest pulley that has a belt wrap of at least 90°.

**3. Determine hook choices.**

Referring to the chart on page 4, locate belt thickness on top of the chart and minimum pulley diameter on the left side. Using the matrix, determine the hook sizes most appropriate for your application. Do not select hooks that specify a larger minimum pulley – the leg length will be too long, causing leg fatigue and premature failure.

**4. Select hook wire diameter.**

Hooks are produced in various wire diameters. A splice made from a smaller wire diameter is quieter and wears less as it contacts conveyor components. A splice made from a larger wire diameter offers greater strength and abrasion resistance. Reference the “Wire Diameter” column on the chart on page 4. Choose a hook with a wire diameter that best suits your needs.

**5. Select style.**


Choose between welded and carded fasteners based on your application requirements.

**6. Select material.**


Refer to the material selection chart on page 2 for the metal characteristics which best suit your application. Not all sizes and styles are available in all metals.



*Skive impression cover.*



*Measure belt thickness.*



*Measure smallest pulley diameter.*

## Fastener Selection Guidelines

Please note this chart represents common hook sizes.

Additional sizes are available or can be custom made for specific application requirements.

Carded

Welded Bar

### Hook Abbreviations

|     |                   |
|-----|-------------------|
| XSP | Extra Short Point |
| SP  | Short Point       |
| LP  | Long Point        |
| SL  | Short Leg         |
| LL  | Long Leg          |

### ANKER® Belt Fastener Selection Chart


| Min. Pulley Diamter mm | Hinge Pin mm | Wire mm   | Belt Thickness (mm) |          |         |        |         |     |     |     |     |     |      |  |
|------------------------|--------------|-----------|---------------------|----------|---------|--------|---------|-----|-----|-----|-----|-----|------|--|
|                        |              |           | 1,5                 | 2,0      | 2,5     | 3,0    | 3,5     | 4,0 | 5,0 | 6,5 | 8,0 | 9,0 | 10,0 |  |
| 25                     | 1,35-1,5     | 0,62      | 25SP                |          |         |        |         |     |     |     |     |     |      |  |
|                        |              |           |                     | A25      |         |        |         |     |     |     |     |     |      |  |
|                        |              | 0,9 x 0,7 |                     | 25       |         |        |         |     |     |     |     |     |      |  |
|                        |              |           | A36SLXSP            | A36SLSP  |         |        |         |     |     |     |     |     |      |  |
| 30                     | 1,35-1,5     | 0,9 x 0,5 | A34SLSP             |          |         |        |         |     |     |     |     |     |      |  |
| A34SP                  |              |           |                     |          |         |        |         |     |     |     |     |     |      |  |
| 40                     |              | 25LLSP    |                     |          |         |        |         |     |     |     |     |     |      |  |
|                        |              |           | A25LL               |          |         |        |         |     |     |     |     |     |      |  |
| 50                     | 1,5-1,8      | 0,62      |                     |          | 25LL    |        |         |     |     |     |     |     |      |  |
|                        |              |           |                     |          |         | 25LLLP |         |     |     |     |     |     |      |  |
|                        |              |           |                     | 30SP     | 30      |        |         |     |     |     |     |     |      |  |
|                        |              | 0,80      |                     | A30SP    | A30     |        |         |     |     |     |     |     |      |  |
|                        |              |           | 0,9 x 0,6           | A35SP    |         |        |         |     |     |     |     |     |      |  |
|                        |              | 0,9 x 0,7 | A36XSP              | A36SP    | A36     | A36LP  |         |     |     |     |     |     |      |  |
|                        | 1,8-2,0      | 1,00      |                     | A40XSP   | A40SP   | A40    |         |     |     |     |     |     |      |  |
|                        |              |           |                     |          | 40SP    | 40     |         |     |     |     |     |     |      |  |
|                        |              | 1,20      |                     |          |         |        | A2      |     |     |     |     |     |      |  |
|                        |              |           |                     |          |         |        |         | 2   |     |     |     |     |      |  |
| 75                     | 1,5-1,8      | 0,80      |                     | 30LLSP   | 30LL    |        |         |     |     |     |     |     |      |  |
|                        |              |           |                     | A30LLSP  | A30LL   |        |         |     |     |     |     |     |      |  |
|                        |              | 0,90      |                     | 35LLSP   | 35LL    |        |         |     |     |     |     |     |      |  |
|                        |              |           | 0,9 x 0,7           |          | A36LLSP | A36LL  | A36LLLP |     |     |     |     |     |      |  |
|                        | 1,8-2,0      | 1,00      |                     | A40LLXSP | A40LLSP | A40LL  |         |     |     |     |     |     |      |  |
|                        |              |           |                     |          | 40LLSP  | 40LL   |         |     |     |     |     |     |      |  |
|                        | 2,0-2,5      | 1,20      |                     |          |         |        |         | A3  |     |     |     |     |      |  |
|                        |              |           |                     |          |         |        |         | 3   |     |     |     |     |      |  |
| 100                    | 2,5-3,0      | 1,38      |                     |          |         |        |         |     | A4  |     |     |     |      |  |
|                        |              |           |                     |          |         |        |         |     | 4   |     |     |     |      |  |
| 125                    | 3,0-3,5      | 1,38      |                     |          |         |        |         |     |     | A5  |     |     |      |  |
|                        |              |           |                     |          |         |        |         |     |     | 5   |     |     |      |  |
| 150                    | 3,5-4,0      | 1,38      |                     |          |         |        |         |     |     |     | A6  |     |      |  |
|                        |              |           |                     |          |         |        |         |     |     |     | 6   |     |      |  |
| 175                    | 3,5-4,0      | 1,38      |                     |          |         |        |         |     |     |     |     | A7  |      |  |
|                        |              |           |                     |          |         |        |         |     |     |     |     | 7   |      |  |

### G Series™ Fastener and Pin Size Selection Chart

| Min. Pulley Diameter mm | Hinge Pin Size mm | Material Thickness mm | Belt Thickness (mm) |        |        |       |       |     |     |
|-------------------------|-------------------|-----------------------|---------------------|--------|--------|-------|-------|-----|-----|
|                         |                   |                       | 1,5                 | 2,0    | 2,5    | 3,0   | 3,5   | 4,0 | 5,0 |
| 20                      | 1,0               | 0,50                  | G 00                |        |        |       |       |     |     |
|                         |                   | 0,50                  | G 001A              |        |        |       |       |     |     |
| 25                      | 1,0 - 1,2         | 0,75                  |                     | G 001  |        |       |       |     |     |
|                         |                   | 0,50                  |                     | G 005A |        |       |       |     |     |
| 40                      | 1,2 - 1,4         | 0,75                  |                     |        | G 002  |       |       |     |     |
|                         |                   |                       |                     |        | G 005  |       |       |     |     |
| 50                      | 1,2 - 1,4         | 0,50                  |                     |        | G 006A |       |       |     |     |
|                         |                   | 0,75                  |                     |        |        | G 003 |       |     |     |
| 75                      | 2,0 - 2,5         | 1,00                  |                     |        |        | G 006 |       |     |     |
|                         |                   |                       |                     |        |        |       | G 008 |     |     |

## Fasteners

Standard lengths are 150 mm and 300 mm.



### Carded Fasteners

#### #25 Carded - 0,62 mm Wire Diameter - 1,7 mm Pitch

| Metal               | Pins | Length mm | 25SP        | 25        | 25LLSP        | 25LL        | 25LLLP        |
|---------------------|------|-----------|-------------|-----------|---------------|-------------|---------------|
| Galvanized          | No   | 150       | 25SP-G-150  | 25-G-150  | 25LLSP-G-150  | 25LL-G-150  | 25LLLP-G-150  |
|                     |      | 300       | 25SP-G-300  | 25-G-300  | 25LLSP-G-300  | 25LL-G-300  | 25LLLP-G-300  |
| AISI 316L Stainless | No   | 150       | 25SP-SS-150 | 25-SS-150 | 25LLSP-SS-150 | 25LL-SS-150 | 25LLLP-SS-150 |
|                     |      | 300       | 25SP-SS-300 | 25-SS-300 | 25LLSP-SS-300 | 25LL-SS-300 | 25LLLP-SS-300 |

#### #30 Carded - 0,8 mm Wire Diameter - 2,54 mm Pitch

| Metal               | Pins | Length mm | 30SP        | 30        | 30LLSP        | 30LL        |
|---------------------|------|-----------|-------------|-----------|---------------|-------------|
| AISI 316L Stainless | No   | 150       | 30SP-SS-150 | 30-SS-150 | 30LLSP-SS-150 | 30LL-SS-150 |
|                     |      | 300       | 30SP-SS-300 | 30-SS-300 | 30LLSP-SS-300 | 30LL-SS-300 |
| Hastelloy           | No   | 150       |             |           | 30LLSP-H-150  | 30LL-H-150  |
|                     |      | 300       |             |           | 30LLSP-H-300  | 30LL-H-300  |

#### #35 Carded - 0,9 mm Wire Diameter - 2,54 mm Pitch

| Metal               | Pins | 35LL        |
|---------------------|------|-------------|
| AISI 316L Stainless | No   | 35LL-SS-300 |

#### #40 Carded - 1,0 mm Wire Diameter - 3,175 mm Pitch

| Metal               | Pins | Length mm | 40SP        | 40        | 40LLSP        | 40LL        | 40LLLP        | 40XLL        | 40XLLSP        |
|---------------------|------|-----------|-------------|-----------|---------------|-------------|---------------|--------------|----------------|
| Galvanized          | No   | 150       | 40SP-G-150  | 40-G-150  | 40LLSP-G-150  | 40LL-G-150  |               |              |                |
|                     |      | 300       | 40SP-G-300  | 40-G-300  | 40LLSP-G-300  | 40LL-G-300  |               |              |                |
| AISI 430 Stainless  | No   | 150       | 40SP-S-150  | 40-S-150  | 40LLSP-S-150  | 40LL-S-150  |               |              |                |
|                     |      | 300       | 40SP-S-300  | 40-S-300  | 40LLSP-S-300  | 40LL-S-300  |               |              |                |
| AISI 316L Stainless | No   | 150       | 40SP-SS-150 | 40-SS-150 | 40LLSP-SS-150 | 40LL-SS-150 | 40LLLP-SS-150 | 40XLL-SS-150 | 40XLLSP-SS-150 |
|                     |      | 300       | 40SP-SS-300 | 40-SS-300 | 40LLSP-SS-300 | 40LL-SS-300 | 40LLLP-SS-300 | 40XLL-SS-300 | 40XLLSP-SS-300 |
| Hastelloy           | No   | 300       |             |           | 40LLSP-H-300  | 40LL-H-300  |               |              |                |

#### #2-7 Carded – #2 & #3 1,2 mm Wire Diameter; #4-7 Carded 1,38 Wire Diameter - 3,67 mm Pitch

| Metal                    | Pins | 2        | 3        | 4           | 5        | 6        | 7        |
|--------------------------|------|----------|----------|-------------|----------|----------|----------|
| Galvanized               | Yes  | 2-G-300W | 3-G-300W | 4-G-300W    | 5-G-300W | 6-G-300W | 7-G-300W |
|                          | No   | 2-G-300  | 3-G-300  | 4-G-300     | 5-G-300  | 6-G-300  | 7-G-300  |
| High Tensile             | No   | 2-HT-300 | 3-HT-300 | 4-HT-300    | 5-HT-300 | 6-HT-300 |          |
| Rectangular High Tensile | No   |          |          | 4-RHT-300** |          |          |          |
| AISI 430 Stainless       | No   | 2-S-300  | 3-S-300  | 4-S-300     | 5-S-300  | 6-S-300  | 7-S-300  |
| AISI 316L Stainless      | No   | 2-SS-300 | 3-SS-300 | 4-SS-300    | 5-SS-300 | 6-SS-300 | 7-SS-300 |

\*\*RHT – 1,48 mm x 1,35 mm Wire Diameter


#### AP Carded - 1,2 mm Wire Diameter - 3,67 mm Pitch

| Metal     | Pins | AP4        | AP5        | AP6        | AP6LP        | AP7        |
|-----------|------|------------|------------|------------|--------------|------------|
| AISI 316L | No   | AP4-SS-300 | AP5-SS-300 | AP6-SS-300 | AP6LP-SS-300 | AP7-SS-300 |



## Fasteners

NOTE: Anker welded bar fasteners are available in standard lengths of 150 to 1500 mm. Contact Flexco Customer Service if alternate fasteners are required for your application.



### Welded Bar Fasteners

#### A25 Welded Bar - 0,62 mm Wire Diameter - 1,7 mm Pitch

| Metal               | Pins | Length - mm | A25        | 25LL         |
|---------------------|------|-------------|------------|--------------|
| AISI 316L Stainless | No   | 300         | A25-SS-300 | A25LL-SS-300 |
|                     |      | 600         | A25-SS-600 | A25LL-SS-600 |

#### A30 Welded Bar - 0,8 mm Wire Diameter - 2,54 mm Pitch

| Metal               | Pins | Length - mm | A30SP        | A30        | A30LLSP        | A30LL        |
|---------------------|------|-------------|--------------|------------|----------------|--------------|
| AISI 316L Stainless | No   | 300         | A30SP-SS-300 | A30-SS-300 | A30LLSP-SS-300 | A30LL-SS-300 |
|                     |      | 600         | A30SP-SS-600 | A30-SS-600 | A30LLSP-SS-600 | A30LL-SS-600 |

#### A34 Welded Bar - 0,9 x 0,5 mm Wire Diameter - 2,54 mm Pitch

| Metal              | Pins | Length - mm | A34SLSP        | A34SP        |
|--------------------|------|-------------|----------------|--------------|
| AISI 316 Stainless | No   | 300         | A34SLSP-SS-300 | A34SP-SS-300 |
|                    |      | 600         |                | A34SP-SS-600 |

#### A35 Welded Bar - 0,9 x 0,6 mm Wire Diameter - 2,54 mm Pitch

| Metal              | Pins | Length - mm | A35SP        | A35SLXSP        |
|--------------------|------|-------------|--------------|-----------------|
| AISI 316 Stainless | No   | 300         | A35SP-SS-300 | A35SLXSP-SS-300 |
|                    |      | 600         | A35SP-SS-600 | A35SLXSP-SS-600 |

#### A36 Welded Bar - 0,9 x 0,7 mm Wire Diameter - 2,54 mm Pitch

| Metal              | Pins | Length - mm | A36SLXSP        | A36SLSP        | A36XSP        | A36SP        | A36        | A36LP        | A36LLSP        | A36LL        | A36LLLP        |
|--------------------|------|-------------|-----------------|----------------|---------------|--------------|------------|--------------|----------------|--------------|----------------|
| AISI 316 Stainless | No   | 300         | A36SLXSP-SS-300 | A36SLSP-SS-300 | A36XSP-SS-300 | A36SP-SS-300 | A36-SS-300 | A36LP-SS-300 | A36LLSP-SS-300 | A36LL-SS-300 | A36LLLP-SS-300 |
|                    |      | 600         | A36SLXSP-SS-600 | A36SLSP-SS-600 | A36XSP-SS-600 | A36SP-SS-600 | A36-SS-600 | A36LP-SS-600 | A36LLSP-SS-600 | A36LL-SS-600 | A36LLLP-SS-600 |

#### A40 Welded Bar - 1,0 mm Wire Diameter - 3,175 Pitch

| Metal               | Pins | Length - mm | A40XSP        | A40SP        | A40        | A40LLXSP        | A40LLSP        | A40LL        |
|---------------------|------|-------------|---------------|--------------|------------|-----------------|----------------|--------------|
| AISI 430 Stainless  | No   | 300         | A40XSP-S-300  | A40SP-S-300  | A40-S-300  |                 | A40LLSP-S-300  | A40LL-S-300  |
|                     |      | 600         | A40XSP-S-600  | A40SP-S-600  | A40-S-600  |                 | A40LLSP-S-600  | A40LL-S-600  |
| AISI 316L Stainless | No   | 300         | A40XSP-SS-300 | A40SP-SS-300 | A40-SS-300 | A40LLXSP-SS-300 | A40LLSP-SS-300 | A40LL-SS-300 |
|                     |      | 600         | A40XSP-SS-600 | A40SP-SS-600 | A40-SS-600 | A40LLXSP-SS-600 | A40LLSP-SS-600 | A40LL-SS-600 |

#### A2-A7 Welded Bar - A2 & A3 1,2 mm Wire Diameter; A4-A7 1,38 Wire Diameter - 3,67 mm Pitch

| Metal               | Pins | Length - mm | A2        | A3        | A4        | A5        | A6        | A7        |
|---------------------|------|-------------|-----------|-----------|-----------|-----------|-----------|-----------|
| Steel               | Yes  | 300         | A2-300W   | A3-300W   | A4-300W   | A5-300W   | A6-300W   | A7-300W   |
|                     | No   | 300         | A2-300    | A3-300    | A4-300    | A5-300    | A6-300    | A7-300    |
| AISI 430 Stainless  | No   | 300         | A2-S-300  | A3-S-300  | A4-S-300  | A5-S-300  | A6-S-300  | A7-S-300  |
|                     |      | 600         | A2-S-600  | A3-S-600  | A4-S-600  | A5-S-600  | A6-S-600  | A7-S-600  |
| AISI 316L Stainless | No   | 300         | A2-SS-300 | A3-SS-300 | A4-SS-300 | A5-SS-300 | A6-SS-300 | A7-SS-300 |
|                     |      | 600         | A2-SS-600 | A3-SS-600 | A4-SS-600 | A5-SS-600 | A6-SS-600 | A7-SS-600 |

## Fasteners

G Series is machine-applied for consistent compression, resulting in a uniform and flat splice, even with belts that are prone to belt wave. Corrugated stainless steel connecting pins prevent migration during use.



### G Series™ Lacing

| G Series™ – 4,0 mm Pitch |                 |                    |                |                          |               |
|--------------------------|-----------------|--------------------|----------------|--------------------------|---------------|
| Size                     | Strip Length mm | Material Thickness | Strips Per Box | AISI 316 Stainless Steel | Galvanized    |
| G00                      | 150             | 0,50 mm            | 12             | G 00-SS-150W             |               |
|                          | 300             |                    | 12             | G 00-SS-300W             |               |
|                          | 600             |                    | 8              | G 00-SS-600W             |               |
|                          | 900             |                    | 8              | G 00-SS-900W             |               |
|                          | 1200            |                    | 8              | G 00-SS-1200W            |               |
|                          | 1500            |                    | 8              | G 00-SS-1500W            |               |
| G001A                    | 150             |                    | 12             | G 001A-SS-150W           |               |
|                          | 300             |                    | 12             | G 001A-SS-300W           |               |
| G001                     | 150             |                    | 12             | G 001-SS-150W            | G 001-G-150W  |
|                          | 300             |                    | 12             | G 001-SS-300W            | G 001-G-300W  |
|                          | 600             |                    | 8              | G 001-SS-600W            | G 001-G-600W  |
|                          | 900             |                    | 8              | G 001-SS-900W            |               |
|                          | 1200            |                    | 8              | G 001-SS-1200W           | G 001-G-1200W |
|                          | 1500            |                    | 8              | G 001-SS-1500W           | G 001-G-1500W |
| G002                     | 150             | 0,75 mm            | 12             | G 002-SS-150W            | G 002-G-150W  |
|                          | 300             |                    | 12             | G 002-SS-300W            | G 002-G-300W  |
|                          | 600             |                    | 8              | G 002-SS-600W            | G 002-G-600W  |
|                          | 900             |                    | 8              | G 002-SS-900W            |               |
|                          | 1200            |                    | 8              | G 002-SS-1200W           | G 002-G-1200W |
|                          | 1500            |                    | 8              | G 002-SS-1500W           | G 002-G-1500W |
| G003                     | 150             |                    | 12             | G 003-SS-150W            | G 003-G-150W  |
|                          | 300             |                    | 12             | G 003-SS-300W            | G 003-G-300W  |
|                          | 600             |                    | 8              | G 003-SS-600W            | G 003-G-600W  |
|                          | 900             |                    | 8              | G 003-SS-900W            |               |
|                          | 1200            |                    | 8              | G 003-SS-1200W           | G 003-G-1200W |
|                          | 1500            |                    | 8              | G 003-SS-1500W           | G 003-G-1500W |
| G005A                    | 300             | 0,5 mm             | 12             | G 005A-SS-300W           |               |
|                          | 600             |                    | 8              | G 005A-SS-600W           |               |
|                          | 900             |                    | 8              | G 005A-SS-900W           |               |
|                          | 1200            |                    | 8              | G 005A-SS-1200W          |               |
|                          | 1500            |                    | 8              | G 005A-SS-1500W          |               |
| G005                     | 300             | 0,75 mm            | 12             | G 005-SS-300W            |               |
|                          | 600             |                    | 8              | G 005-SS-600W            |               |
|                          | 900             |                    | 8              | G 005-SS-900W            |               |
|                          | 1200            |                    | 8              | G 005-SS-1200W           |               |
|                          | 1500            |                    | 8              | G 005-SS-1500W           |               |
| G006A                    | 300             | 0,5 mm             | 12             | G 006A-SS-300W           |               |
|                          | 600             |                    | 8              | G 006A-SS-600W           |               |
|                          | 900             |                    | 8              | G 006A-SS-900W           |               |
|                          | 1200            |                    | 8              | G 006A-SS-1200W          |               |
|                          | 1500            |                    | 8              | G 006A-SS-1500W          |               |
| G006                     | 300             | 0,75 mm            | 12             | G 006-SS-300W            |               |
|                          | 600             |                    | 8              | G 006-SS-600W            |               |
|                          | 900             |                    | 8              | G 006-SS-900W            |               |
|                          | 1200            |                    | 8              | G 006-SS-1200W           |               |
|                          | 1500            |                    | 8              | G 006-SS-1500W           |               |
| G008                     | 300             | 1,00 mm            | 12             | G 008-SS-300W            |               |
|                          | 600             |                    | 8              | G 008-SS-600W            |               |
|                          | 900             |                    | 8              | G 008-SS-900W            |               |
|                          | 1200            |                    | 8              | G 008-SS-1200W           |               |
|                          | 1500            |                    | 8              | G 008-SS-1500W           |               |

## Hinge Pins

Hinge pins are the vital link that, when combined with properly selected and installed hooks, complete the perfect splice. A wide selection of materials and sizes lets you match a hinge pin to the special needs of your application.



| <b>Hinge Pin Characteristics</b>         |                     |                 |                  |                    |                 |  |
|--|---------------------|-----------------|------------------|--------------------|-----------------|--|
| <b>Composition</b>                       | <b>Abbreviation</b> | <b>Pin Wear</b> | <b>Hook Wear</b> | <b>Rigidity</b>    | <b>Magnetic</b> | <b>Available Sizes (mm)</b>  |
| Nylosteel                                | NST                 | Good            | Good             | Good               | Yes             | 1,2, 1,35, 1,5, 1,8, 2,0, 2,5, 3,0, 3,5, 4,0, 4,5                              |
| Nylostainless Cable (ISO 1.4404/316L SS) | HNSS                | Excellent       | Excellent        | Good               | No              | 1,2, 1,35, 1,5, 1,8, 2,0, 2,5, 3,0   |
| Nylostainless Cable (ISO 1.4404/316L SS) | HNCS                | Excellent       | Excellent        | Sufficient         | No              | 1,5, 1,8, 2,0, 2,5, 3,0  |
| Corrugated Steel (ISO 1.4404/316L)       | CSP                 | Excellent       | Excellent        | Good               | No              | 1,00, 1,20, 1,40, 1,80, 2,00, 2,50   |
| Stainless Steel (ISO 1.4404/316L SS)     | SS                  | Excellent       | Excellent        | Good               | No              | 1,0, 1,2, 1,4, 1,5, 1,8, 2,0, 2,5  |
| Perlon (PA 6)                            | NK                  | Good            | Excellent        | Sufficient to Good | No              | 1,5, 1,8, 2,0, 2,5, 3,0, 3,5, 4,0  |
| Corrugated Perlon (PA 6)                 | KS                  | Good            | Excellent        | Sufficient to Good | No              | 1,4  |
| Hastelloy                                | H                   | Good            | Excellent        | Good               | No              | 1,2, 1,4, 1,6  |
| PEEK                                     | PK                  | Good            | Excellent        | No                 | No              | 1,0, 1,2, 1,4  |
| Polyester                                | POLY                | Good            | Excellent        | No                 | No              | FDA: 0,8, 0,9, 1,0, 1,2, 1,5<br>FDA-BLACK: 0,8, 0,9, 1,0, 1,2<br>FDA-BLUE: 0,9 |



## Maintenance Lacers

### Roller Lacer<sup>®</sup>

Available in four widths: 600, 900, 1200, 1500 mm. Ideal for users with wide belts requiring on-site installation.

- Handle-actuated belt clamp system
- Sturdy aluminum construction for on-site installation
- Storage compartment for extra face strips and lacer pins
- Continuous lacing feature for lacing belts wider than the tool's width



| Roller Lacer <sup>®</sup> |                 |
|---------------------------|-----------------|
| Belt Width                | Ordering Number |
| mm                        |                 |
| 600                       | RL-601          |
| 900                       | RL-901          |
| 1200                      | RL-1201         |
| 1500                      | RL-1501         |

Face Strips sold separately

| Roller Lacer <sup>®</sup> Face Strips |                                    |                  |                     |                     |
|---------------------------------------|------------------------------------|------------------|---------------------|---------------------|
| Belt Width                            | Ordering Number                    |                  |                     |                     |
| mm                                    | Hook Size 30/A30, A34, 35/A35, A36 | Hook Size 40/A40 | Hook Size 2-3/A2-A3 | Hook Size 4-7/A4-A7 |
| 600                                   | FS-601-30                          | FS-601-40        | FS-601-54T          | FS-601-54W          |
| 900                                   | FS-901-30                          | FS-901-40        | FS-901-54T          | FS-901-54W          |
| 1200                                  | FS-1201-30                         | FS-1201-40       | FS-1201-54T         | FS-1201-54W         |
| 1500                                  | FS-1501-30                         | FS-1501-40       | FS-1501-54T         | FS-1501-54W         |

| G Series <sup>™</sup> Face Strips |             |              |
|-----------------------------------|-------------|--------------|
| mm                                | G001 - G006 | G008         |
| 600                               | FS-601-G-2  | FS-601-G-XL  |
| 900                               | FS-901-G-2  | FS-901-G-XL  |
| 1200                              | FS-1201-G-2 | FS-1201-G-XL |
| 1500                              | FS-1501-G-2 | FS-1501-G-XL |

### Microlacer<sup>®</sup>

Proven, reliable choice for belts 350 mm wide and less. Can also be used on wider belts with infrequent lacing requirements.

- Belts are secured by tightening belt clamp knobs
- Sturdy construction
- Compact and lightweight
- Continuous lacing feature for lacing belts wider than the tool's width
- Economical

| Microlacer <sup>®</sup> |                 |
|-------------------------|-----------------|
| Belt Width              | Ordering Number |
| mm                      |                 |
| 350                     | ML-351          |

Face Strips sold separately

| Microlacer <sup>®</sup> Face Strips |                                    |                  |                     |                     |
|-------------------------------------|------------------------------------|------------------|---------------------|---------------------|
| Belt Width                          | Ordering Number                    |                  |                     |                     |
| mm                                  | Hook Size 30/A30, A34, 35/A35, A36 | Hook Size 40/A40 | Hook Size 2-3/A2-A3 | Hook Size 4-7/A4-A7 |
| 350                                 | FS-351-30                          | FS-351-40        | FS-351-54T          | FS-351-54W          |

| G Series <sup>™</sup> Face Strips |             |             |
|-----------------------------------|-------------|-------------|
| mm                                | G001 - G006 | G008        |
| 350                               | FS-351-G-2  | FS-351-G-XL |

Includes one Lacer Pin.




## Production Lacers

Production Lacers are designed for high-volume production lacing. It's the quickest, most precise method of installing wire hooks. As the lacer jaws contact the hooks, the hook points penetrate the belt at the ideal angle, resulting in an optimal splice. Combs and Adaptors are available for all sizes of hooks, making production lacers capable of lacing any size ANKER® hook. All production lacers offer the continuous lacing feature which, with multiple operations, allows the user to lace belts wider than the width of the lacer.



ARK150/ARK 200



AMK400

### Production Lacers

For Hook Series: 25, 30-36, 40, 2-7, A Series, G-Series

| Lacer Type<br>Ordering Number | Jaw Width<br>mm | Max Press Power<br>KN | Comb/Adaptor<br>Style |
|-------------------------------|-----------------|-----------------------|-----------------------|
| ARK150                        | 200             | 60                    | ZA-Adaptors           |
| ARK200                        | 200             | 100                   | ZA-Adaptors           |
| AMK400                        | 300             | 200                   | ZA-Adaptors           |
| ARU2000                       | 200             | 100                   | UK-Combs              |
| ARU3000                       | 200             | 100                   | UK-Combs              |
| AMU4000                       | 300             | 200                   | UK-Combs              |
| AMU6000                       | 300             | 200                   | UK-Combs              |
| AMU8000                       | 300             | 280                   | UK-Combs              |

Pump, Heating Unit, Combs, and Adaptors sold separately.

### ARK 150, ARK 200, AMK 400 Adaptors

Equipped with transfer section to install fasteners in wide belts to avoid steps in the splice.

| Lacer             | Jaw Width | Gauge Pin Diameter mm | 25/A25       | 30/A30, A34, 35/A35, A36 | 40/A40        | 2-5, A2-A5, AP4-AP5 | 5-7, A5-A7, AP5-AP7 | G Series                  |
|-------------------|-----------|-----------------------|--------------|--------------------------|---------------|---------------------|---------------------|---------------------------|
| ARK 150 / ARK 200 | 200       | 1,5                   |              |                          |               |                     |                     | ZAG-1.5-200; G 001-G 006  |
|                   |           | 1,6                   | ZA25-1.6-200 | ZA36-1.6-200             |               |                     |                     |                           |
|                   |           | 2,0                   | ZA25-2.0-200 | ZA36-2.0-200             | ZA40-2.0-200  |                     |                     | ZAG-2.0-200; G 001-G 006  |
|                   |           | 3,0                   |              |                          | ZA40F-3.0-200 |                     |                     |                           |
|                   |           | 4,0                   |              |                          |               | ZA54F-4.0-200       |                     |                           |
|                   |           | 6,0                   |              |                          |               |                     | ZA54F-6.0-200       |                           |
| AMK 400           | 300       | 1,5                   |              |                          |               |                     |                     | ZAG-1.5-400; G 001-G 006  |
|                   |           | 1,6                   | ZA25-1.6-400 | ZA36-1.6-400             |               |                     |                     |                           |
|                   |           | 2,0                   | ZA25-2.0-400 | ZA36-2.0-400             | ZA40-2.0-400  |                     |                     | ZAG-2.0-400; G 001-G 006  |
|                   |           | 3,0                   |              |                          | ZA40F-3.0-400 |                     |                     | ZAGF-3.0-400; G 006-G 008 |
|                   |           | 4,0                   |              |                          |               | ZA54F-4.0-400       |                     |                           |
|                   |           | 6,0                   |              |                          |               |                     | ZA54F-6.0-400       |                           |

## Specialty Lacers

### Vise Lacers

The reliable Vise Lacer is the most economical method of installing ANKER® hooks.

- Fits into any shop vise
- Ideal for the user with few belts
- Continuous lacing feature


| Vise Lacers    |        |                 |
|----------------|--------|-----------------|
| Hook Size      | Width  | Ordering Number |
| 25, A25        | 150 mm | VL25-150        |
| 25, A25        | 200 mm | VL25-200        |
| 30, 34, 35, 36 | 150 mm | VL30-150        |
| 30, 34, 35, 36 | 200 mm | VL30-200        |
| 40, A40        | 150 mm | VL40-150        |
| 40, A40        | 200 mm | VL40-200        |
| 2-7, A2-A7, AP | 150 mm | VL54-150        |
| 2-7, A2-A7, AP | 200 mm | VL54-200        |
| 2-7, A2-A7, AP | 250 mm | VL54-250        |
| G              | 150 mm | VLG-150         |
| G              | 200 mm | VLG-200         |
| G              | 250 mm | VLG-250         |

## Production Lacers

### UK-Combs for Production Lacers

Equipped with transfer section to install fasteners in wide belts to avoid steps in the splice and allow for fixing fastener strips longer than the maximum jaw width.

| Comb Width | 25/A25    | 30/A30, A34, 35/A35, A36 | 40/A40    | 2-7/A2-A7/AP | G001 – G006 | G008        |
|------------|-----------|--------------------------|-----------|--------------|-------------|-------------|
| 600        | UK25-601  | UK36-601                 | UK40-601  | UK54-601     | UKG-601     | UKG-XL-601  |
| 900        | UK25-901  | UK36-901                 | UK40-901  | UK54-901     | UKG-901     | UKG-XL-901  |
| 1200       | UK25-1201 | UK36-1201                | UK40-1201 | UK54-1201    | UKG-1201    | UKG-XL-1201 |
| 1500       |           |                          |           | UK54-1501    | UKG-1501    | UKG-XL-1501 |



ARU3000



AMU6000/AMU8000

## Hydraulic Pumps

ANKER® Hydraulic Pumps provide the lacers with the necessary hydraulic oil pressure for the fastener installation.

### Pump & Heating Unit for Production Lacers

| Ordering Number | ARK150<br>ARK200 | AMK400 | ARU2000 | ARU3000 | AMU4000 | AMU6000<br>AMU8000 |
|-----------------|------------------|--------|---------|---------|---------|--------------------|
| HP500           | X                |        | X       |         |         |                    |
| HP750           | X                |        | X       |         |         |                    |
| HP1020          | X                | X      | X       |         | X       |                    |
| HP1020-H        | X                |        |         | X       |         | X                  |

## Plier Tape Lacers

The reliable Vise Lacer is the most economical method of installing ANKER® hooks.

- Fits into any shop vise
- Ideal for the user with few belts
- Continuous lacing feature

| Plier Tape Lacers |                   |
|-------------------|-------------------|
| Hook Size         | Ordering Number   |
| 25, A25           | PL-25             |
| 30, 34, 35, 36    | PL-30, 34, 35, 36 |
| 40                | PL-40             |
| G                 | PL-G              |

## Lever Lacers

Portable unit laces up to 150 mm in one operation.

- Continuous lacing feature
- Hook retainers available for all hook sizes

| Lever Lacers   |                 |
|----------------|-----------------|
| Hook Size      | Ordering Number |
| 25, A25        | LL25-50         |
| 30, 34, 35, 36 | LL36-50         |

## ANKER® Fastening Systems

# Belt Preparation Tools



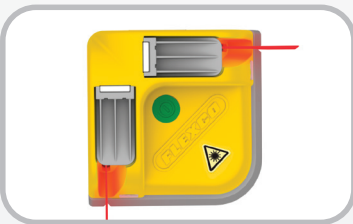
900 Series Belt Cutter



350 mm/14" Belt Cutter



Smart Clamp™ Belt Clamps



Laser Belt Square



Rough Top Belt Skiver



RB-1 Belt Grinder

### 900 Series Belt Cutters

The Flexco belt cutters incorporate numerous features for easy, smooth cutting of belts with extreme accuracy.

- Durable blade design that produces highly accurate cuts while being fully enclosed for safety
- Quick belt clamp feature
- 900 Series cuts belts up to 38 mm

### 350 mm/14" Belt Cutter

Portable tool cuts belts up to 350 mm wide, quickly and easily.

- Cuts belts up to 9.5 mm thick

### SmartClamp™ Belt Clamps

The SmartClamp™ system provides both safety and efficiency when clamping belts for installation of mechanical belt fasteners. The fast setup saves costly downtime during a breakdown situation while the smooth transition from clamp to belt reduces the chance of belt damage.

### Laser Belt Square

The Laser Belt Square makes the process of squaring a belt for splicing fast, easy, and accurate. The Laser Belt Square is perfect for use in multiple light-duty applications, including tight spaces and belts with side pans.

### Rough Top Belt Skiver

Simplifies removal of belt impression covers prior to fastener size selection and installation.

### RB-1 Belt Grinder

Carbide cuts belt impression cover for quick and clean skiving. Attaches to a 10 mm electric or pneumatic drill (2,500 rpm).

| 900 Series* Belt Cutter |                 |
|-------------------------|-----------------|
| Belt Width<br>mm        | Ordering Number |
| 600                     | 900924          |
| 900                     | 900936          |
| 1200                    | 900948          |
| 1500                    | 900960          |
| 1800                    | 900972          |
| 2100                    | 900984          |

\* Patent pending

| 350 mm/14" Belt Cutter |                    |
|------------------------|--------------------|
| Belt Width<br>mm       | Ordering Number    |
| 350                    | CUTTER-14 / BC-350 |

| Smart Clamp™ Belt Clamps |  |
|--------------------------|--|
| Ordering Number          |  |
| SMARTCLAMP               |  |

| Laser Belt Square |  |
|-------------------|--|
| Ordering Number   |  |
| LASER-BELT-SQUARE |  |

| Rough Top Belt Skiver |  |
|-----------------------|--|
| Ordering Number       |  |
| RTBS                  |  |

| RB-1 Belt Grinder |  |
|-------------------|--|
| Ordering Number   |  |
| RB-1              |  |

Patent Number: International WIPO WO2009006619A1

Flexco Europe GmbH • Maybachstrasse 9 • 72348 Rosenfeld • Germany  
Tel: +49-7428-9406-0 • Fax: +49-7428-9406-260 • E-mail: europe@flexco.com

Visit [www.flexco.com](http://www.flexco.com) for other Flexco locations and products.

©2016 Flexible Steel Lacing Company. ANKER®, Roller Lacer®, Microlacer®, and Unibar®, are registered trademarks. 05-26-20. For Reorder: X3799

Authorised Distributor:

