




CLIPPER® Laundry Patch Fastener System

Apply Fasteners and Patch in One Installation Process

Gone are the days where binding laundry tapes and installing wire hooks were two different processes. With the Clipper® Laundry Patch Fastener System binding of the cotton laundry tapes and fastener installation is a single installation process. Clipper Wire Hooks are supplied preloaded into a patch material. The lacer applies pressure to the heated jaws to properly clinch the fasteners while simultaneously heating and activating the glue on the inside of the patch. The glue becomes liquid and permeates the laundry tape, and when cooled, binds the laundry tape fibers to prevent the fasteners from pulling through the belt end.




Individual fasteners
are secured in the
patch material



Fastener points are
covered by the patch
during installation



Custom patch logos
available



Heated jaws activate
the glue during the quick
installation process



Built-in cooling station
insures proper bonding of
the patch material with the
laundry tape

Customer Value:

- One step process means no messy binder process and no fumes to inhale
- Fast installation and long-lasting splices ensure no lost production time
- Patch covering prevent hooks from catching and damaging linens
- From hours to seconds – the entire Clipper® patch process takes only 20 seconds

Laundry Patch Fastener and Pin Size Selection Chart

Minimum Pulley Diameter	Wire Diameter		Connecting Pin Size		Belt Thickness .078" (2.0 mm)
	in.	mm	in.	mm	
15/16" (25 mm)	.024	0.62	.055	1.40	25SP


Installation Tools



The electric hydraulic PRO-150 offers the quickest and easiest methodology for installing the patch fasteners. Lacer includes both a heating/pressing station and a cooling station.



The PRO-120 offers a manual, yet quick, method for installing the patch fasteners. Lacer includes both a heating/pressing station and a cooling station.



The #25 Tape Cutter is a quick and precise method for cutting laundry tapes to the proper length.



Tape Nippers can be used to cut belt ends and notch corners of the installed fastener patch to prevent edges from catching during operation.

Clipper®

Laundry Patch Fasteners & Installation Tools

Fasteners

Patch Width		GALVANIZED		316L STAINLESS			
in.	mm	Ordering Number (Box)	Item Code	Ordering Number (Box)	Item Code	Hooks Peer Strip	Strips Per Box
1.38	35	25SP-G-035W-P	05512	25SP-SS-035W-P	05522	15 + 16	200
1.57	40	25SP-G-040W-P	05513	25SP-SS-040W-P	05523	19 + 20	200
1.89	48	25SP-G-048W-P	05514	25SP-SS-048W-P	05524	24 + 25	200
1.97	50	25SP-G-050W-P	05515	25SP-SS-050W-P	05525	26 + 27	200
2.24	57	25SP-G-057W-P	05516	25SP-SS-057W-P	05526	30 + 31	200
2.48	63	25SP-G-063W-P	05517	25SP-SS-063W-P	05527	33 + 34	200
2.95	75	25SP-G-075W-P	05518	25SP-SS-075W-P	05528	39 + 40	200
3.54	90	25SP-G-090W-P	05519	25SP-SS-090W-P	05529	46 + 47	100
3.94	100	25SP-G-100W-P	05520	25SP-SS-100W-P	05530	54 + 55	100
4.53	115	25SP-G-115W-P	05521	25SP-SS-115W-P	05531	61 + 62	100

PRO-150 Lacer and Hydraulic Pump (Does not include adapter)

Power Supply	Ordering Number	Item Code
115 Volt; Single Phase; 60 Hz	PRO-150-115V1PH-60HZ	04379
230 Volt; Single Phase; 60 Hz	PRO-150-230V1PH-60HZ	04380
230 Volt; Single Phase; 50 Hz	PRO-150-230V1PH-50HZ	04381
200 Volt; Three Phase; 50/60 Hz	PRO-150-200V3PH-50/60HZ	04382
230 Volt; Three Phase; 50/60 Hz	PRO-150-230V3PH-50/60HZ	04383
400 Volt; Three Phase; 50/60 Hz	PRO-150-400V3PH-50/60HZ	04384

Adapter for PRO-150 Lacer (Includes 1.6 mm gauge pin)

Hook Size	Ordering Number	Item Code
25 Patch	P150CLPR25SPP115V	04377
25 Patch	P150CLPR25SPP230V	04415

PRO-120 Lacer

(Does not include adapter or temperature controller - purchase separately)

	Ordering Number	Item Code
	PRO-120	04374

Adapter for PRO-120 Lacer (Includes 1.6 mm gauge pin)

Hook Size	Ordering Number	Item Code
25 Patch	P120CLPR25SPP	04376

Temperature Controller for PRO-120 Lacer

	Ordering Number	Item Code
	PRO-120TC-115V-60HZ	04378

25 Tape Cutter

Ordering Number	Item Code
Cutter-25-26	04101

25 Tape Nippers

Ordering Number	Item Code
TC-50	04122

Visit www.flexco.com for other Flexco locations and products, or to find an authorized distributor.