




CLIPPER® Laundry Patch Fastener System

Apply Fasteners and Patch in One Installation Process

Streamline your laundry belt repairs with the Clipper® Laundry Patch Fastener System. This all-in-one solution combines tape binding and fastener installation in a single step. Preloaded wire hooks and heat-activated adhesive ensure a strong, reliable bond that prevents pull-through—saving you time and reducing downtime.




Individual fasteners
are secured in the
patch material




Fastener points are
covered by the patch
during installation



Custom patch logos
available



Heated jaws activate
the glue during the quick
installation process



Built-in cooling station
insures proper bonding of
the patch material with the
laundry tape

Customer Value:

- One step process means no messy binder process and no fumes to inhale
- Fast installation and long-lasting splices ensure no lost production time
- Patch covering prevent hooks from catching and damaging linens
- From hours to seconds – the entire Clipper® patch process takes less than 20 seconds

Laundry Patch Fastener and Pin Size Selection Chart					
Minimum Pulley Diameter	Wire Diameter		Connecting Pin Size		Belt Thickness
	in.	mm	in.	mm	.078" (2.0 mm)
15/16" (25mm)	.024	0.62	.055	1.40	25SP


Installation Tools



The electric hydraulic ARK150-WNP Lacer offers the quickest and easiest methodology for installing the patch fasteners. Lacer includes both a heating/pressing station and a cooling station.



The AHP-WNP-Hand Pump Lacer offers a manual, yet quick, method for installing the patch fasteners. Lacer includes both a heating/pressing station and a cooling station.



The #25 Tape Cutter is a quick and precise method for cutting laundry tapes to the proper length.



Tape Nippers can be used to cut belt ends and notch corners of the installed fastener patch to prevent edges from catching during operation.

Clipper®

Laundry Patch Fasteners & Installation Tools

Fasteners

Patch Width		GALVANIZED		316L STAINLESS		Hooks Per Strip	Strips Per Box
in.	mm	Ordering Number (Box)	Item Code	Ordering Number (Box)	Item Code		
1.38	35	25SP-G-035W-P	05512	25SP-SS-035W-P	05522	15 + 16	200
1.57	40	25SP-G-040W-P	05513	25SP-SS-040W-P	05523	19 + 20	200
1.89	48	25SP-G-048W-P	05514	25SP-SS-048W-P	05524	24 + 25	200
1.97	50	25SP-G-050W-P	05515	25SP-SS-050W-P	05525	26 + 27	200
2.24	57	25SP-G-057W-P	05516	25SP-SS-057W-P	05526	30 + 31	200
2.48	63	25SP-G-063W-P	05517	25SP-SS-063W-P	05527	33 + 34	200
2.95	75	25SP-G-075W-P	05518	25SP-SS-075W-P	05528	39 + 40	200
3.54	90	25SP-G-090W-P	05519	25SP-SS-090W-P	05529	46 + 47	100
3.94	100	25SP-G-100W-P	05520	25SP-SS-100W-P	05530	54 + 55	100
4.53	115	25SP-G-115W-P	05521	25SP-SS-115W-P	05531	61 + 62	100

Corrugated Perlon Hinge Pins (Pre-cut)

Patch Width		Pins Per Package	Ordering Number	Item Code
in.	mm			
1.38	35	100	CP1.4-035-100/BX	04385
1.57	40	100	CP1.4-040-100/BX	04386
1.89	48	100	CP1.4-048-100/BX	04387
1.97	50	100	CP1.4-050-100/BX	04388
2.24	57	100	CP1.4-057-100/BX	04389
2.48	63	100	CP1.4-063-100/BX	04390
2.95	75	100	CP1.4-075-100/BX	04391
3.54	90	50	CP1.4-090-50/BX	04392
3.94	100	50	CP1.4-100-50/BX	04393
4.53	115	50	CP1.4-115-50/BX	04394

Tools

Description	Ordering Number	Item Code
ARK150WNP Laundry Patch Lacer	ARK150-WNP-115V1PH-60HZ	05772
Adapter for ARK150WNP	P150CLPR25SPP115V	04377
AHP120-WNP Hand Pump Lacer	PRO-120-WNP-HAND	04374
Adapter for AHP120	P120CLPR25SPP	04376
Temperature Controller for AHP120	PRO-120TC-115V-60HZ	04378

Accessories

Description	Ordering Number	Item Code
Insertion Tongs	PATCH-FASTENER-SAFETY-TOOL	118972
Gauge Pin	1.6MM-P150-200 PIN	04471
#25 Tape Cutter	CUTTER-25-6	04101
Tape Nippers	TC-50	04122

Visit www.flexco.com for other Flexco locations and products, or to find an authorized distributor.