



41998 Guide Block

Switching Guideblock Between R8 and R9 Fasteners


Instructions




1. Original R8 guide position.




2. Remove 2 socket head cap screws using 1/4" Allen wrench.



3. Flip block 180°.



4. Reattach guide using original socket head cap screws.



5. Final R9 guide position.



6. Check to make sure holes line up between guideblock and MSRT.