




CHILE

Product Handbook

Conveyor Belt Splicing Systems

January 2025



Av. Jorge Alessandri 11.500 – Edificio 7
Megacentro San Bernardo, San Bernardo, Santiago, Chile

Teléfono: 56-2-2896-7870

Correo electrónico: ventaslatam@flexco.com

www.flexco.com

Patents: www.flexco.com/patents

Table of Contents

CLIPPER® WIRE HOOKS	5-20
Clipper® Wire Hook Fastening System Overview	5
General Hook Information	6
Clipper Hook and Pin Selection Chart	7
Clipper Carded Hooks.....	8-15
Unibar® Hooks.....	16-17
Hinge Pins	18-20
CLIPPER® G SERIES™ LACING	21-29
Clipper® G Series™ Lacing Overview	21
Clipper® G Series™ Lacing.....	22
Clipper® Maintenance Lacers	23-25
Clipper® Specialty Lacers	26
Clipper® Production Lacers	27-29
CLIPPER® LAUNDRY PATCH FASTENER	30-32
Clipper® Laundry Patch Fastener Overview	30
Patch Fasteners, Production Lacers	31-32
ALLIGATOR® STAPLE BELT FASTENERS	33-37
Alligator® Fastening System Overview	33
No. 62, No. 125, No. 187 Staple Fasteners	34
Hinge Pins	35
Installation Tools	36-37
MegAlloy® Staple Fasteners.....	37
ALLIGATOR® CONVEYOR BELT LACING	38-41
Alligator® Lacing Fastening System Overview	38
Steel Lacing.....	39
316 Stainless Lacing.....	40
Hinge Pins	41
ALLIGATOR® TRANSMISSION BELT LACING.....	42
ALLIGATOR® RIVET FASTENERS	43-45
Alligator® Rivet Fastening System Overview.....	43
Rivet Fasteners, Hinge Pins, Installation Tools	44-45
ALLIGATOR® NON-METALLIC FASTENERS.....	46-48
Alligator® Non-Metallic Fastening System Overview.....	46
Fasteners, Hinge Pins.....	47
Installation Tools	47-48
Spiral Lacing	48
ALLIGATOR® V-BELT FASTENERS	49-50
Alligator® V-Belt Fastening System Overview.....	49
Fasteners, Tools.....	50
TATCH-A-CLEAT® BELT CLEATS	51-56
General Cleat Information Overview	51
Mechanical Cleats.....	52-54
Bondable Cleats.....	55-56
LIGHT-DUTY BELT MAINTENANCE TOOLS	57-58

Table of Contents (continued)

BELT FABRICATION TOOLS	59-66
Novitool® Overview.....	59
Aero® Splice Press.....	60
Aero® 325 Splice Press.....	61-62
Amigo™ 625 Monolithic Press.....	62-63
Amigo™ Monolithic Press.....	64
Ply 130™ Separator	65
Pun M™ Punch Press.....	66
FGP FOOD GRADE PRIMARY CLEANER	67-70
FGP Food Grade Primary Cleaner Overview	67
FGP Food Grade Primary Cleaner Specifications.....	68
FGP Food Grade Primary Cleaner	69
FGP Food Grade Primary Cleaner Replacement Parts.....	70
FGP-ES FOOD GRADE PRIMARY CLEANER WITH EXTERNAL SPRING	71-74
FGP-ES Food Grade Primary Cleaner Overview.....	71
FGP-ES Food Grade Primary Cleaner Specifications	72
FGP-ES Food Grade Primary Cleaner	73
FGP-ES Food Grade Primary Cleaner Replacement Parts	74
FGS FOOD GRADE SECONDARY CLEANER	75-79
FGS Food Grade Secondary Cleaner Overview	75
FGS Food Grade Secondary Cleaner Specifications.....	76
FGS Food Grade Secondary Cleaner	77
FGS Food Grade Precleaner Replacement Blades.....	78
FGS Food Grade Precleaner Replacement Parts	79
SEGMENTED TRANSFER PLATES	80-84
Segmented Transfer Plates Solutions Overview	80
Segmented Transfer Plates.....	81-83
Segmented Transfer Plates Replacement Parts	84
HITCH GUARD	85-86
Hitch Guard Overview	85
Hitch Guard	86
ROLLER CONVEYOR TRANSFER PLATES	87-88
Roller Conveyor Transfer Plates Overview.....	87
Roller Conveyor Transfer Plates	88
BELT EDGE PROTECTOR	89-90
Belt Edge Protector Overview.....	89
Belt Edge Protector.....	90
FLEXCO® BOLT HINGED FASTENERS	91-96
Flexco® Bolt Hinged Fastening System Overview.....	91
No. 375X Fasteners.....	92
No. 550.....	93
Hinge Pins	94
Installation Tools	95-96

Table of Contents (continued)

FLEXCO® RIVET HINGED FASTENERS	97-110
Flexco® Rivet Hinged Fastening System Overview	97
Flexco® R2 Medium-Duty Rivet Hinged Fasteners	98
Fasteners	99-100
Rivets, Hinge Pins	101-105
Installation Tools	106-110
FLEXCO® SOLID PLATE FASTENERS	111-117
Flexco® Solid Plate Fastening System Overview	111
Fasteners	112-113
Installation Tools	114-115
Rip Repair	116
Extra Bolts and Nuts	117
FLEXCO® RIVET PLATE FASTENERS	118-123
Flexco® Rivet Solid Plate Fastening System Overview	118
Fasteners, Rivets	119-120
Installation Tools	121-123
FLEXCO® FXC™ STEEL CORD BELT FASTENERS	124-126
Flexco® FXC Steel Cord Belt Fastener System Overview	124
Flexco® FXC Steel Cord Belt Fasteners	125-126
HEAVY-DUTY BELT MAINTENANCE AND SAFETY TOOLS	127-131
Tools and Accessories	127
Belt Cutters	128-133
Belt Clamps, Belt Skiver	134-137
Belt Lifter	138-139
TOOL REPAIR SERVICE	140
MEASUREMENT CONVERSIONS	141
INDEX	142-176
By Ordering Number	142-164
By Item Code	165-176



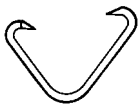
How Clipper® Hooks Work

The Clipper® Hook design incorporates a double-staggered grip pattern that gives wire hooks exceptional holding power without degrading the integrity of the belt carcass. The fastener points penetrate through the belt carcass and are then molded over, effectively securing the carcass in between.

This low profile splice aligns seamlessly with conveyor components while also meeting the requirement for decreased operating noise. Additional splice strength and consistency of splice installation is obtained through precision machine application.

Applications	Installation Method	What You Need for Installation
<ul style="list-style-type: none"> • Package and Parts Handling • Food Processing • Checkout Counters • Commercial Laundries • Filter Media • Agriculture 	<p>Depending on the application, Clipper® Hooks can be installed with on-site maintenance lacers such as the Roller Lacer®, Roller Lacer® Gold Class™, or Microlacer®, Production Lacers for high volume lacing (Pro 400, Pro 600, Pro 6000, or Electric Hydraulic Lacers), or Specialty Lacers such as the Plier-Tape Lacer, Vice Lacer, Baler Belt Lacer. Please contact Flexco to discuss your application.</p>	<ul style="list-style-type: none"> • Hooks • Hinge Pin • Installation Tool
How to Specify the Correct Clipper® Fastener	Fastener Metal Selection	Hinge Pin Selection
<ol style="list-style-type: none"> 1. Measure your belt thickness (PIW). 2. Measure the diameter of the smallest pulley in your drive with belt wrap more than 90°. 3. Using the selection chart on page 7, identify possible hook choices. 4. Select desired wire diameter. <ul style="list-style-type: none"> • Larger wire diameter provides greater strength and abrasion resistance. • Smaller wire diameter provides less noise and less wear on conveyor components. 5. If multiple choices remain, select either carded or Unibar® style fastener. 	<p>Galvanized Steel. For basic applications, galvanized steel is recommended.</p> <p>Stainless Steel. Type 430 and Type 316 Stainless Steel offer more resistance than steel to abrasion, acids, chemicals, rusting, and magnetic attraction.</p> <p>High Tensile. Added abrasion resistance and fastener retention strength.</p> <p>Specialty Metal.</p> <ul style="list-style-type: none"> • Coated Steel • Rectangular High Tensile • Monel® • Inconel® • Phosphor Bronze • Hastelloy 	<p>DSS DuraStainless™ - stainless spring steel core with filled nylon coating for superior abrasion resistance, flat belts only.</p> <p>DL Duralink™ - braided stainless cable with filled nylon coating for superior abrasion resistance, crowned pulley or troughed belts.</p> <p>NY Nylosteel - spring steel core with nylon coating for use with galvanized or high tensile fasteners, flat belts only.</p> <p>NYS Nylostainless - stainless spring steel core with nylon coating for use with stainless steel fasteners, flat belts only.</p> <p>NCS Nylon Covered Stainless Steel Cable - braided stainless cable with nylon coating for applications with stainless fasteners, crowned pulley or troughed belts.</p>

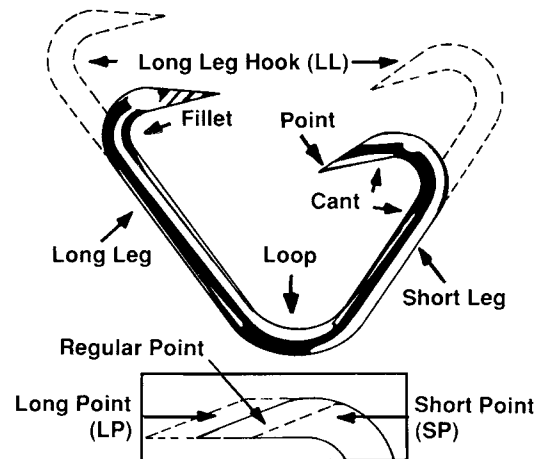
Please see page 7 for Clipper Fastener selection chart.



General Hook Information

HOW TO SELECT THE PROPER HOOK SIZE

1. Measure the belt thickness and pulley diameter.
2. Determine the possible options that could be used, based on the chart on page 6.
3. Select the proper hook from the specification chart.
4. If hook specifications overlap into more than one size, select the fastener which best meets your needs. **NOTE:** If maximum strength is of primary importance, choose the hook with the largest diameter wire. If low profile is needed select the hook with the smallest diameter wire.
5. Select the type of metal which best fits your application requirements.



SPECIAL LENGTH CARDS

Clipper® hooks can be ordered in special length cards or Unibar® strips for specific applications. This eliminates time consuming card cutting by hand.

All special length cards are shipped without pins.

Please call Customer Service for pricing and lead times.

FASTENER MATERIAL CHARACTERISTICS

METAL	MAGNETIC	ABRASION RESISTANCE	CHEMICAL RESISTANCE	RUST RESISTANCE	SPARKING/ NON-SPARKING	AVAILABLE CLIPPER SIZES
Galvanized	Yes	Good	Poor	Good	Sparking	25, 1, 2-7
Coated Steel	Yes	Good	Poor	Poor	Sparking	U2 -U3
Steel	Yes	Good	Poor	Poor	Sparking	U4-U7
High Tensile Steel	Yes	Good to Excellent	Fair	Good	Sparking	1, 2-7
Rectangular High Tensile Steel	Yes	Good to Excellent	Fair	Good	Sparking	4-1/2
Stainless Rectangular High Tensile	Yes	Good to Excellent	Fair to Good	Good	Sparking	U3
430 Stainless Steel	Yes	Good	Fair to Good	Good	Sparking	1, 2-7, UX-1, U2SP - U7
316L Stainless Steel	Slightly	Good	Good to Excellent	Excellent	Sparking	25, 30, 36, 1, 2-7, UX-1, UCM36, UA2, UA3
Monel® 400	Slightly	Fair	Excellent	Excellent	Sparking	25, 1, 2-4
Phosphor Bronze	No	Good	Poor	Good	Non-sparking	2-4
Hastelloy C-22	No	Good	Excellent	Excellent	Sparking	36, UCM

Clipper® Hook and Pin Selection Chart



FASTENER AND PIN SIZE SELECTION CHART														
Minimum Pulley Diameter	Wire Diameter	Hinge Pin Size	Belt Thickness											
			Up to .047" 3/64"	.063" 1/16"	.093" 3/32"	.125" 1/8"	.156" 5/32"	.187" 3/16"	.219" 7/32"	.25" 1/4"	.281" 9/32"	.313" 5/16"	.343" 11/32"	.39" 25/64"
			1.2 mm	1.6 mm	2.4 mm	3.2 mm	4.0 mm	4.8 mm	5.6 mm	6.4 mm	7.1 mm	7.9 mm	9.0 mm	10.0 mm
15/16" 24 mm	.025"	.065"/1.7 mm	25SP*											
	.025"	.065"/1.7 mm	25											
	.036" x .027"	.065"/1.7 mm	UCM36SL XSP											
	.036" x .027"	.065"/1.7 mm		UCM36SL SP										
2" 51 mm	.025"	.065"/1.7 mm		25LP*										
	.036" x .027"	.065"/1.7 mm	UCM36 XSP											
	.030"	.065"/1.7 mm		30*										
	.036" x .027"	.065"/1.7 mm		UCM36 SP*										
	.036" x .027"	.065"/1.7 mm		36 SP*										
	.040"	.065"/1.7 mm		1 XSP*										
	.030"	.065"/1.7 mm		30P*										
	.040"	.065"/1.7 mm		UX-1 SP*										
	.036" x .027"	.065"/1.7 mm		UCM36*										
	.036" x .027"	.065"/1.7 mm			36*									
	.040"	.065"/1.7 mm			1 SP*									
	.036" x .027"	.065"/1.7 mm				UCM36 LP*								
	.040"	.065"/1.7 mm				1*								
	.040"	.065"/1.7 mm				UX-1*								
	.047"	.093"/2.4 mm				UA2								
	.054"	.093"/2.4 mm				U2 SP								
	.054"	.093"/2.4 mm				2SP								
.054"	.093"/2.4 mm					U2								
.054"	.093"/2.4 mm					2								
.047"	.093"/2.4 mm					UA3								
3" 76 mm	.054"	.093"/2.4 mm				U3-1								
	.054"	.093"/2.4 mm				3-1								
	.054"	.093"/2.4 mm					U3-2							
	.054"	.093"/2.4 mm						3						
	.054"	.093"/2.4 mm						U3						
4" 102 mm	.054"	.109"/2.8 mm							4-2					
	.054"	.125"/3.2 mm								4 1/2-3				
	.054"	.109"/2.8 mm								4				
	.054"	.109"/2.8 mm								U4				
	.054"	.125"/3.2 mm									4 1/2			
5" 127 mm	.054"	.125"/3.2 mm									5			
	.054"	.125"/3.2 mm									U5			
6" 152 mm	.054"	.156"/4.0 mm										6		
	.054"	.156"/4.0 mm										U6		
7" 175 mm	.054"	.156"/4.0 mm											7	
	.054"	.156"/4.0 mm											U7	

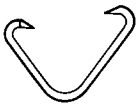
*Long Leg available. Allow for 1" (25 mm) larger minimum pulley diameter.

Hook Abbreviations: SL – Short Leg XSP – Extra Short Point LP – Long Point
LL – Long Leg SP – Short Point

FOR BELTS WITH MECHANICAL FASTENER RATINGS UP TO:

Hook Series	PIW	kN/m
# 25	60	10.3
# 36	75	12.9
# 1 (40)	75	12.9
Regular (54)	125	21.5
4 1/2 RHTX	200	34.4

Note: Fastener ratings are subject to many variables including belt composition, age, speed, cycles, etc. These ratings are conservative and are intended to serve as a general guide in determining the appropriate fastener for the application.



Clipper® Regular (54) Series Carded Hooks

FASTENERS

GALVANIZED - 12" LENGTHS

2-7	HOOK SIZE	ORDERING NUMBER (BOX)	ITEM CODE	WT. PER BOX LBS.	HOOKS PER CARD	CARDS PER BOX	LACING INCHES PER BOX
	WITHOUT PINS						
2SP	2SPG	02168	1.2	84	12	144	
2	2G	02154	1.2	84	12	144	
3-1	3-1G	02196	1.3	84	12	144	
3	3G	02182	1.3	84	12	144	
3-4-1/2	3-4-1/2G	02206	1.3	84	12	144	
4	4G	02216	1.4	84	12	144	
4-2	4-2G	02232	1.4	84	12	144	
4-1/2	4-1/2G	02300	1.5	84	12	144	
5-3	5-3G	02339	1.8	84	12	144	
5	5G	02323	1.8	84	12	144	
6	6G	02348	2.2	84	12	144	
7	7G	02363	2.3	84	12	144	
WITH PINS							
2SP	2SPGNY	02169	1.2	84	12	144	
2	2GNY	02155	1.2	84	12	144	
3-1	3-1GNY	02197	1.3	84	12	144	
3	3GNY	02183	1.3	84	12	144	
3-4-1/2	3-4-1/2GNY	02210	1.3	84	12	144	
4	4GNY	02217	1.4	84	12	144	
4-2	4-2GNY	02233	1.4	84	12	144	
4-1/2	4-1/2GW	02301	1.4	84	12	144	
5	5GW	18227	1.8	84	12	144	
6	6GW	18228	2.2	84	12	144	
7	7GW	02365	2.3	84	12	144	

NOTE: For Regular (54) Series Carded Hooks, wire diameter = .054" (1.4 mm).

For extra pin material see pages 18-20.

HIGH TENSILE - WITHOUT PINS - 12" LENGTHS

2-6	HOOK SIZE	ORDERING NUMBER (BOX)	ITEM CODE	WT. PER BOX LBS.	HOOKS PER CARD	CARDS PER BOX	LACING INCHES PER BOX
	2SP	2SPHT	02173	1.2	84	12	144
2	2HT	02161	1.2	84	12	144	
3-1	3-1HT	02198	1.3	84	12	144	
3	3HT	02189	1.3	84	12	144	
3	3HT-WIDE	05362	1.3	84	12	144	
4	4HT	02223	1.4	84	12	144	
4-2	4-2HT	02295	1.4	84	12	144	
4-1/2-3	4-1/2-3HT	02316	1.4	84	12	144	
4-1/2	4-1/2HT	02307	1.5	84	12	144	
5-3	5-3HT	02342	1.8	84	12	144	
5	5HT	02330	1.8	84	12	144	
6	6HT	02355	2.2	84	12	144	

RECTANGULAR HIGH TENSILE - WITHOUT PINS - 12" LENGTHS

4-1/2	HOOK SIZE	ORDERING NUMBER (BOX)	ITEM CODE	WT. PER BOX LBS.	HOOKS PER CARD	CARDS PER BOX	LACING INCHES PER BOX
	4-1/2-3	4-1/2-3RHTX	02432	2.3	84	12	144
4-1/2	4-1/2RHTX	02429	2.3	84	12	144	

CLIPPER® ORDERING NUMBER REFERENCE

XSP	Extra Short Point
SP	Short Point
LP	Long Point
XLP	Extra Long Point
LL	Long Leg
SL	Short Leg
G	Galvanized
HT	High Tensile
RHTX	Rectangular Wire
S	430 Stainless Steel
SS	316 Stainless Steel

Stock Items (non-shaded) standard lead time is 3 working days.

Made To Order Items (shaded) extended lead time, minimum order may apply.

Special Metals and Special Length Cards are available. Request quote for price and delivery.

Clipper® Regular (54) Series Carded Hooks



FASTENERS

430 STAINLESS - 12" LENGTHS

HOOK SIZE	ORDERING NUMBER (BOX)	ITEM CODE	WT. PER BOX LBS.	HOOKS PER CARD	CARDS PER BOX	LACING INCHES PER BOX
WITHOUT PINS						
2SP	2SPS	02170	1.2	84	12	144
2	2S	02157	1.2	84	12	144
3-1	3-1S	02195	1.3	84	12	144
3	3S	02185	1.3	84	12	144
4	4S	02219	1.4	84	12	144
4-2	4-2S	02234	1.4	84	12	144
4-1/2	4-1/2S	02303	1.5	84	12	144
5-3	5-3S	02341	1.8	84	12	144
5	5S	02326	1.8	84	12	144
6	6S	02351	2.2	84	12	144
7	7S	02367	2.3	84	12	144
WITH PINS						
2SP	2SPSNYS	02171	1.2	84	12	144
2	2SNYS	02158	1.2	84	12	144
3	3SNYS	02186	1.3	84	12	144
4	4SNYS	02220	1.4	84	12	144
4-2	4-2SNYS	02294	1.4	84	12	144
4-1/2	4-1/2-SW	02304	1.5	84	12	144
5	5SW	02327	1.8	84	12	144
6	6SW	02352	2.2	84	12	144
7	7SW	02368	2.3	84	12	144

NOTE: For Regular (54) Series Carded Hooks, wire diameter = .054" (1.4 mm).

For extra pin material see pages 18-20.

316L STAINLESS - WITHOUT PINS - 12" LENGTHS

HOOK SIZE	ORDERING NUMBER (BOX)	ITEM CODE	WT. PER BOX LBS.	HOOKS PER CARD	CARDS PER BOX	LACING INCHES PER BOX
2SP	2SPSS	02172	1.2	84	12	144
2	2SS	02159	1.2	84	12	144
3-1	3-1SS	02397	1.3	84	12	144
3	3SS	02187	1.3	84	12	144
4	4SS	02221	1.4	84	12	144
4-1/2	4-1/2SS	02305	1.5	84	12	144
5	5SS	02328	1.8	84	12	144
6	6SS	02353	2.2	84	12	144
7	7SS	02370	2.3	84	12	144

BRONZE - WITHOUT PINS - 12" LENGTHS

HOOK SIZE	ORDERING NUMBER (BOX)	ITEM CODE	WT. PER BOX LBS.	HOOKS PER CARD	CARDS PER BOX	LACING INCHES PER BOX
2SP	2SPB	02175	1.2	84	12	144
2	2B	02164	1.2	84	12	144
3	3B	02193	1.3	84	12	144
4	4B	02227	1.4	84	12	144

CLIPPER® ORDERING NUMBER REFERENCE

XSP	Extra Short Point
SP	Short Point
LP	Long Point
XLP	Extra Long Point
LL	Long Leg
SL	Short Leg
G	Galvanized
HT	High Tensile
RHTX	Rectangular Wire
S	430 Stainless Steel
SS	316 Stainless Steel



Clipper® Point-of-Purchase Baler Hooks

POINT-OF-PURCHASE FASTENERS*

BELT WIDTH	ORDERING NUMBER (BOX)	ITEM CODE	WT. PER BOX LBS.	HOOKS PER CARD	CARDS PER BOX	PINS PER BOX	MIN. ORDER QTY.
#4½ RECTANGULAR HIGH TENSILE							
4"	4-1/2RHTX(26)W-8	01831	1.1	26	8	4	50
6½"	4-1/2RHTX(41)W-4	01846	1.1	41	4	2	50
7"	4-1/2RHTX(45)W-4	01847	1.1	45	4	2	50
#4½ - 3 POINT RECTANGULAR HIGH TENSILE							
7"	4-1/2-3RHTX(45)W-4	01848	1.1	45	4	2	50
#4½ - 4 POINT RECTANGULAR HIGH TENSILE							
6½"	4-1/2-4RHTX(42)W-4	01849	1.1	42	4	2	50
#3 - 4½ GALVANIZED							
4"	3-4-1/2G(26)W-8	01853	1.1	26	8	4	50
6½"	3-4-1/2G(42)W-4	01854	1.1	42	4	2	50
10"	3-4-1/2G(67)-10POP	02209	1.3	67	10	0	25

For extra pin material see pages 18-20.

* NOTE: Point-of-Purchase Baler hooks are made to order (shaded) and have a three week lead time. Boxes include pre-cut Duralink™ Pins as indicated.

CLIPPER® ORDERING NUMBER REFERENCE

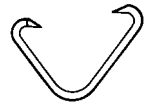
XSP	Extra Short Point
SP	Short Point
LP	Long Point
XLP	Extra Long Point
LL	Long Leg
SL	Short Leg
G	Galvanized
HT	High Tensile
RHTX	Rectangular Wire
S	430 Stainless Steel
SS	316 Stainless Steel

 Stock Items (non-shaded) standard lead time is 3 working days.

 Made To Order Items (shaded) extended lead time, minimum order may apply.

Special Metals and Special Length Cards are available.
Request quote for price and delivery.

Clipper® 1 (40) Series Carded Hooks



FASTENERS

GALVANIZED - 6" LENGTHS

1 SERIES	HOOK SIZE	ORDERING NUMBER (BOX)	ITEM CODE	WT. PER BOX LBS.	HOOKS PER CARD	CARDS PER BOX	LACING INCHES PER BOX	
	WITHOUT PINS							
	1XSP (1D)	1XSPG6	02118	0.6	50	24	144	
	1SP (1A)	1SPG6	02267	0.6	50	24	144	
	1	1G6	02072	0.6	50	24	144	
	1LLXSP(1DLL)	1LLXSPG6	02119	0.6	50	24	144	
	1LLSP (1ALL)	1LLSPG6	02268	0.6	50	24	144	
	1LL	1LLG6	02073	0.6	50	24	144	
	WITH PINS							
	1XSP (1D)	1XSPG6NY	02120	0.6	50	24	144	
1SP (1A)	1SPG6NY	02269	0.6	50	24	144		
1	1G6NY	02075	0.6	50	24	144		
1LL	1LLG6NY	02076	0.6	50	24	144		

NOTE: For 1 (40) Series Carded Hooks, wire diameter = .040" (1.0 mm).

For extra pin material see pages 18-20.

GALVANIZED - 12" LENGTHS

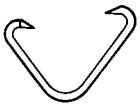
1 SERIES	HOOK SIZE	ORDERING NUMBER (BOX)	ITEM CODE	WT. PER BOX LBS.	HOOKS PER CARD	CARDS PER BOX	LACING INCHES PER BOX	
	WITHOUT PINS							
	1XSP (1D)	1XSPG12	02139	0.6	96	12	144	
	1SP (1A)	1SPG12	02283	0.6	96	12	144	
	1	1G12	02100	0.6	96	12	144	
	1LLXSP (1DLL)	1LLXSPG12	02140	0.6	96	12	144	
	1LLSP (1ALL)	1LLSPG12	02284	0.6	96	12	144	
	1LL	1LLG12	02101	0.6	96	12	144	
	WITH PINS							
	1XSP (1D)	1XSPG12NY	02141	0.6	96	12	144	
1SP (1A)	1SPG12NY	02285	0.6	96	12	144		
1	1G12NY	02102	0.6	96	12	144		
1LL	1LLG12NY	02103	0.6	96	12	144		

HIGH TENSILE - WITHOUT PINS

1 SERIES	HOOK SIZE	ORDERING NUMBER (BOX)	ITEM CODE	WT. PER BOX LBS.	HOOKS PER CARD	CARDS PER BOX	LACING INCHES PER BOX	
	6" LENGTHS							
	1XSP (1D)	1XSPHT6	02133	0.6	50	24	144	
	1SP (1A)	1SPHT6	02278	0.6	50	24	144	
	1	1HT6	02089	0.6	50	24	144	
	1LL	1LLHT6	02090	0.6	50	24	144	
	12" LENGTHS							
	1XSP (1D)	1XSPHT12	02149	0.6	96	12	144	
	1SP (1A)	1SPHT12	02113	0.6	96	12	144	
	1	1HT12	02242	0.6	96	12	144	
1LLXSP (1DLL)	1LLXSPHT12	02150	0.6	96	12	144		
1LLSP (1ALL)	1LLSPHT12	02114	0.6	96	12	144		
1LL	1LLHT12	02243	0.6	96	12	144		

CLIPPER® ORDERING NUMBER REFERENCE

XSP	Extra Short Point
SP	Short Point
LP	Long Point
XLP	Extra Long Point
LL	Long Leg
SL	Short Leg
G	Galvanized
HT	High Tensile
RHTX	Rectangular Wire
S	430 Stainless Steel
SS	316 Stainless Steel



Clipper® 1 (40) Series Carded Hooks

FASTENERS

430 STAINLESS - 6" LENGTHS

1 SERIES	HOOK SIZE	ORDERING NUMBER (BOX)	ITEM CODE	WT. PER BOX LBS.	HOOKS PER CARD	CARDS PER BOX	LACING INCHES PER BOX	
	WITHOUT PINS							
	1XSP (1D)	1XSPS6	02126	0.6	50	24	144	
	1SP (1A)	1SPS6	02272	0.6	50	24	144	
	1	1S6	02079	0.6	50	24	144	
	1LL	1LLS6	02080	0.6	50	24	144	
	WITH PINS							
	1XSP (1D)	1XSPS6NYS	02128	0.6	50	24	144	
	1SP (1A)	1SPS6NYS	02274	0.6	50	24	144	
	1	1S6NYS	02081	0.6	50	24	144	
1LL	1LLS6NYS	02082	0.6	50	24	144		

NOTE: For 1 (40) Series Carded Hooks wire diameter = .040" (1.0 mm).

For extra pin material see pages 18-20.

430 STAINLESS - 12" LENGTHS


1 SERIES	HOOK SIZE	ORDERING NUMBER (BOX)	ITEM CODE	WT. PER BOX LBS.	HOOKS PER CARD	CARDS PER BOX	LACING INCHES PER BOX	
	WITHOUT PINS							
	1XSP (1D)	1XSPS12	02143	0.6	96	12	144	
	1SP (1A)	1SPS12	02287	0.6	96	12	144	
	1	1S12	02104	0.6	96	12	144	
	1LLXSP (1DLL)	1LLXSPS12	02144	0.6	96	12	144	
	1LLSP (1ALL)	1LLSPS12	02288	0.6	96	12	144	
	1LL	1LLS12	02105	0.6	96	12	144	
	WITH PINS							
	1XSP (1D)	1XSPS12NYS	02145	0.6	96	12	144	
1SP (1A)	1SPS12NYS	02289	0.6	96	12	144		
1	1S12NYS	02106	0.6	96	12	144		


316L STAINLESS - WITHOUT PINS

1 SERIES	HOOK SIZE	ORDERING NUMBER (BOX)	ITEM CODE	WT. PER BOX LBS.	HOOKS PER CARD	CARDS PER BOX	LACING INCHES PER BOX	
	6" LENGTHS							
	1XSP (1D)	1XSPSS6	02130	0.6	50	24	144	
	1SP (1A)	1SPSS6	02275	0.6	50	24	144	
	1	1SS6	02083	0.6	50	24	144	
	1LL	1LLSS6	02084	0.6	50	24	144	
	12" LENGTHS							
	1XSP (1D)	1XSPSS12	02146	0.6	96	12	144	
	1SP (1A)	1SPSS12	02110	0.6	96	12	144	
	1	1SS12	02239	0.6	96	12	144	
1LLXSP (1DLL)	1LLXSPSS12	02147	0.6	96	12	144		
1LLSP (1ALL)	1LLSPSS12	02111	0.6	96	12	144		
1LL	1LLSS12	02240	0.6	96	12	144		

CLIPPER® ORDERING NUMBER REFERENCE

XSP	Extra Short Point
SP	Short Point
LP	Long Point
XLP	Extra Long Point
LL	Long Leg
SL	Short Leg
G	Galvanized
HT	High Tensile
RHTX	Rectangular Wire
S	430 Stainless Steel
SS	316 Stainless Steel

 **Stock Items** (non-shaded) standard lead time is 3 working days.

 **Made To Order Items** (shaded) extended lead time, minimum order may apply.

Special Metals and **Special Length** Cards are available.
Request quote for price and delivery.

Clipper® 36, 30, & AP Series Hooks



FASTENERS

316L STAINLESS - WITHOUT PINS - 12" LENGTHS

36	HOOK SIZE	ORDERING NUMBER (BOX)	ITEM CODE	WT. PER BOX LBS.	HOOKS PER CARD	CARDS PER BOX	LACING INCHES PER BOX
	36SP	36SPSS	02382	0.8	120	12	144
36LLSP	36LLSPSS	02383	1.0	120	12	144	
36	36SS	02378	0.8	120	12	144	
36LL	36LLSS	02379	0.8	120	12	144	
36LLLP	36LLLPSS	02386	0.8	120	12	144	

NOTE: For 36 Series Hooks
wire diameter = .036" x .027"
(0.9 mm x 0.7 mm).

For 30 Series Hooks
wire diameter = .030" (0.8 mm).

For AP Series Hooks,
wire diameter = .047" (1.2 mm).

For extra pin material see pages 18-20.

HASTELLOY - WITHOUT PINS - 12" LENGTHS

36	HOOK SIZE	ORDERING NUMBER (BOX)	ITEM CODE	WT. PER BOX LBS.	HOOKS PER CARD	CARDS PER BOX	LACING INCHES PER BOX
	36SP	36SPH	02384	0.8	120	12	144
36LLSP	36LLSPH	02385	1.0	120	12	144	
36	36H	02380	0.8	120	12	144	
36LL	36LLH	02381	1.0	120	12	144	

316L STAINLESS – WITHOUT HINGE PINS – 12" LENGTHS

30	ORDERING NUMBER (BOX)	ITEM CODE	WT. PER BOX LBS.	HOOKS PER CARD	CARDS PER BOX	LACING INCHES PER BOX
	30SS	18180	1.0	120	24	288
30PSS	18181	1.0	120	24	288	
30LSS	18182	1.2	120	24	288	
30LPSS	18183	1.3	120	24	288	

AP CARDED HOOKS LOW PROFILE 316 STAINLESS – WITHOUT HINGE PINS – 12" LENGTHS

4-6	ORDERING NUMBER (BOX)	ITEM CODE	WT. PER BOX LBS.	HOOKS PER CARD	CARDS PER BOX	LACING INCHES PER BOX
	4APSS	18904	1.4	84	12	144
5APSS	18905	1.5	84	12	144	
6APSS	18906	1.8	84	12	144	
6APPSS	18907	1.9	84	12	144	

CLIPPER® ORDERING NUMBER REFERENCE

XSP	Extra Short Point
SP	Short Point
LP	Long Point
XLP	Extra Long Point
LL	Long Leg
SL	Short Leg
G	Galvanized
HT	High Tensile
RHTX	Rectangular Wire
S	430 Stainless Steel
SS	316 Stainless Steel



Clipper® 25 Series Hooks

FASTENERS

GALVANIZED - 6" LENGTHS

25 SERIES	HOOK SIZE	ORDERING NUMBER (BOX)	ITEM CODE	WT. PER BOX LBS.	HOOKS PER CARD	CARDS PER BOX	LACING INCHES PER BOX
	WITHOUT PINS						
	25	25G6	01746	0.8	85	48	288
	25LP	25LPG6	01985	0.8	85	48	288
	25LL	25LLG6	01748	0.8	85	24	144
	WITH PINS						
	25	25G6NY	01752	0.8	85	48	288
	25LP	25LPG6NY	01987	0.8	85	48	288
	25LL	25LLG6NY	01754	0.8	85	24	144

NOTE: For 25 Series Hooks, wire diameter = .025" (.64 mm).

For extra pin material see pages 18-20.

GALVANIZED - 12" LENGTHS

25 SERIES	HOOK SIZE	ORDERING NUMBER (BOX)	ITEM CODE	WT. PER BOX LBS.	HOOKS PER CARD	CARDS PER BOX	LACING INCHES PER BOX
	WITHOUT PINS - 12 Cards/Box						
	25	25G12	01810	0.8	179	12	144
	25LP	25LPG12	02006	0.8	179	12	144
	25LL	25LLG12	01811	1.1	179	12	144
	WITH PINS - 12 Cards/Box						
	25	25G12NY	01813	0.8	179	12	144
	25LP	25LPG12NY	02008	0.8	179	12	144
	25LL	25LLG12NY	01814	1.1	179	12	144

316L STAINLESS - 6" LENGTHS


25 SERIES	HOOK SIZE	ORDERING NUMBER (BOX)	ITEM CODE	WT. PER BOX LBS.	HOOKS PER CARD	CARDS PER BOX	LACING INCHES PER BOX
	WITHOUT PINS						
	25	25SS6	01764	0.8	85	48	288
	25LP	25LPSS6	01990	0.8	85	48	288
	25LL	25LLSS6	01766	0.8	85	24	144
	WITH PINS						
	25	25SS6NYS	01772	0.8	85	48	288
	25LP	25LPSS6NYS	01993	0.8	85	48	288
	25LL	25LLSS6NYS	01774	0.8	85	24	144


316L STAINLESS - 12" LENGTHS

25 SERIES	HOOK SIZE	ORDERING NUMBER (BOX)	ITEM CODE	WT. PER BOX LBS.	HOOKS PER CARD	CARDS PER BOX	LACING INCHES PER BOX
	WITHOUT PINS - 12 Cards/Box						
	25	25SS12	01817	0.8	179	12	144
	25LP	25LPSS12	02010	0.8	179	12	144
	25LL	25LLSS12	01818	0.8	179	12	144
	WITH PINS - 12 Cards/Box						
	25	25SS12NYS	01821	0.8	179	12	144
	25LP	25LPSS12NYS	02012	0.8	179	12	144

CLIPPER® ORDERING NUMBER REFERENCE

XSP	Extra Short Point
SP	Short Point
LP	Long Point
XLP	Extra Long Point
LL	Long Leg
SL	Short Leg
G	Galvanized
HT	High Tensile
RHTX	Rectangular Wire
S	430 Stainless Steel
SS	316 Stainless Steel

 **Stock Items** (non-shaded) standard lead time is 3 working days.

 **Made To Order Items** (shaded) extended lead time, minimum order may apply.

Special Metals and **Special Length** Cards are available. Request quote for price and delivery.

Clipper® 25 Series Hooks



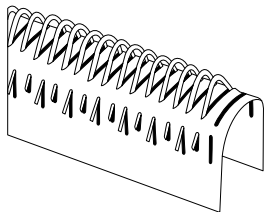
PRECUT #25 HOOKS (with Pins)

NOTE: #25 Hooks are available with Long Point. Contact Customer Service for information.

For extra pin material see pages 18-20.

25 SERIES	GALVANIZED					NYLOSTEEL PINS			NYLON PLUS PINS		
	BELT WIDTH		WT. PER BOX LBS.	HOOKS PER CARD	CARDS PER BOX	LACING INCHES PER BOX	ORDERING NUMBER (BOX)	ITEM CODE	BOX PRICE	ORDERING NUMBER (BOX)	ITEM CODE
	in.	mm.									
11/32	8.5	0.2	3 & 4	200	69	25G11/32NY	01805	\$52.70			
7/16	11	0.2	4 & 5	200	87.5	25G7/16NY	01833	54.44			
1/2	12.5	0.2	5 & 6	200	100	25G1/2NY	01837	58.44	25G1/2NP	01839	
5/8	16	0.3	7 & 8	200	125	25G5/8NY	01841	65.77			
3/4	19	0.3	8 & 9	200	150	25G3/4NY	01859	71.31	25G3/4NP	01862	
7/8	22.5	0.4	10 & 11	200	175	25G7/8NY	01864	79.73	25G7/8NP	01867	
1	25.5	0.5	12 & 13	200	200	25G1NY	01871	85.90			
1-1/4	32	0.6	15 & 16	200	250	25G1-1/4NY	01884	101.05			
1-1/2	38.5	0.7	19 & 20	200	300	25G1-1/2NY	01891	114.93			
1-3/4	44.5	0.8	22 & 23	200	350	25G1-3/4NY	01911	129.84			
1-7/8	48	0.9	24 & 25	200	375	25G1-7/8NY	01917	136.27	25G1-7/8NP	01924	
2	51	0.9	26 & 27	200	400	25G2NY	01926	143.55	25G2NP	01936	
2-1/4	57.5	1.1	30 & 31	200	450	25G2-1/4NY	01939	161.69			
2-1/2	63.5	1.1	33 & 34	200	500	25G2-1/2NY	01946	173.30			
2-3/4	70	1.3	37 & 38	200	550	25G2-3/4NY	01954	189.55			
3	76.5	1.4	39 & 40	200	600	25G3NY	01963	197.13	25G3NP	01975	
3-1/4	83	0.8	42 & 43	100	325	25G3-1/4NY	01828	105.88			
3-1/2	89	0.8	46 & 47	100	350	25G3-1/2NY	01786	114.37			
4	102	1.0	54 & 55	100	400	25G4NY	01732	126.57	25G4NP	01739	
4-1/2	115	1.2	61 & 62	100	450	25G4-1/2NY	01798	148.06			

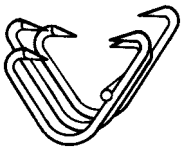
25 SERIES	316L STAINLESS STEEL					NYLOSTEEL PINS			NYLON PLUS PINS		
	BELT WIDTH		WT. PER BOX LBS.	HOOKS PER CARD	CARDS PER BOX	LACING INCHES PER BOX	ORDERING NUMBER (BOX)	ITEM CODE	BOX PRICE	ORDERING NUMBER (BOX)	ITEM CODE
	in.	mm.									
5/8	16	0.3	7 & 8	200	125	25SS5/8NYS	01845	\$80.35			
3/4	19	0.3	8 & 9	200	150	25SS3/4NYS	01861	86.37			
1	25.5	0.5	12 & 13	200	200	25SS1NYS	01879	115.84			
1-1/4	32	0.6	15 & 16	200	250	25SS1-1/4NYS	01887	130.40			
1-1/2	38.5	0.7	19 & 20	200	300	25SS1-1/2NYS	01898	154.72	25SS1-1/2NP	01771	
1-7/8	48	0.9	24 & 25	200	375	25SS1-7/8NYS	01920	187.72			
2	51	0.9	26 & 27	200	400	25SS2NYS	01933	194.49			
2-1/4	57.5	1.1	30 & 31	200	450	25SS2-1/4NYS	01941	225.85			
2-1/2	63.5	1.1	33 & 34	200	500	25SS2-1/2NYS	01949	242.78	25SS2-1/2NP	01952	
2-3/4	70	1.3	37 & 38	200	550	25SS2-3/4NYS	01958	269.57			
3	76.5	1.4	39 & 40	200	600	25SS3NYS	01970	280.35	25SS3NP	01977	
3-1/2	89	0.8	46 & 47	100	350	25SS3-1/2NYS	01793	165.47			
4	102	1.0	54 & 55	100	400	25SS4NYS	01744	180.83			



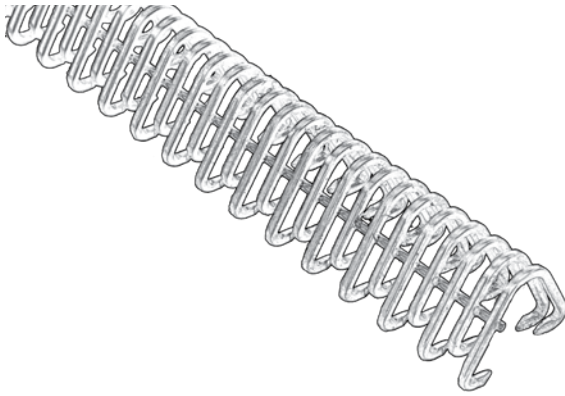
See pages 30-32 for Clipper® Laundry Patch System.

CLIPPER® ORDERING NUMBER REFERENCE

XSP	Extra Short Point
SP	Short Point
LP	Long Point
XLP	Extra Long Point
LL	Long Leg
SL	Short Leg
G	Galvanized
HT	High Tensile
RHTX	Rectangular Wire
S	430 Stainless Steel
SS	316 Stainless Steel



Clipper® Unibar® Hooks



430 STAINLESS - WITHOUT PINS

HOOK SIZE	ORDERING NUMBER (BOX)	ITEM CODE	WT. PER BOX LBS.	HOOKS PER STRIP	STRIPS PER BOX	LACING INCHES PER BOX
6" STRIPS - 24 STRIPS PER BOX						
UX-1SP	UX1SPS6	01183	0.7	44	24	144
UX-1	UX1S6	01178	0.7	44	24	144
UX-1	UX1S6	01143	1.3	38	24	144
UX-2	UX-2S6	01230	1.3	38	24	144
UX-3	UX3S6	01254	1.3	38	24	144
12" STRIPS - 12 STRIPS PER BOX						
UX-1SP	UX1SPS12	01184	0.7	96	12	144
UX-1	UX1S12	01179	0.8	96	12	144
UX-1LLSP	UX1LLSPS12	01338	1.0	96	12	144
UX-1LL	UX1LLS12	01336	1.0	96	12	144
U2SP	U2SPS12	18851	1.2	84	12	144
U2	U2S12	18400	1.2	84	12	144
U3	U3S12	01255	1.3	84	12	144
UX-3-1	UX-3-1S12	01144	1.3	84	12	144
UX-3-2	UX-3-2S12	01231	1.3	84	12	144
U4	U4S12	01283	1.7	84	12	144
U5	U5S12	01305	1.8	84	12	144
U6	U6S12	18404	1.9	84	12	144
U7	U7S12	01294	2.0	84	12	144
24" STRIPS - 10 STRIPS PER BOX						
UX-1SP	UX1SPS24	01355	1.3	188	10	240
UX-1	UX1S24	01356	1.3	188	10	240
UX-1LLSP	UX1LLSPS24	01359	1.4	188	10	240
UX-1LL	UX1LLS24	01360	1.4	188	10	240
U2SP	U2SPS24	18854	2.0	162	10	240
U2	U2S24	18477	2.0	162	10	240
UX-3-1	UX-3-1S24	01363	2.2	162	10	240
UX-3-2	UX-3-2S24	01361	2.2	162	10	240
U3	U3S24	18478	2.2	162	10	240
U4	U4S24	18479	2.5	162	10	240
U5	U5S24	01351	2.8	162	10	240
U6	U6S24	05414	3.0	162	10	240

UX-1, U2SP-U7

NOTE: For U2SP-U7 Hooks, wire diameter = .054" (1.4 mm).
 For UX1 Hooks, wire diameter = .040" (1.0 mm).
 For UCM-36 Hooks, wire diameter = .036" x .027" (0.9 mm x 0.7 mm).

HOOK SIZE EXPLANATION:

- UX-3-1 = #3 Leg with #1 point
- UX-3-2 = #3 Leg with #2 point
- U2 = #2 Leg with #2 point

For extra pin material see pages 18-20.

COATED STEEL™ - WITHOUT PINS

HOOK SIZE	ORDERING NUMBER (BOX)	ITEM CODE	WT. PER BOX LBS.	HOOKS PER STRIP	STRIPS PER BOX	LACING INCHES PER BOX
6" STRIPS - 24 STRIPS PER BOX						
U3-1	U3-1C6	01137	1.3	38	24	144
U3-2	U3-2C6	01125	1.3	38	24	144
U3	U3C6	01250	1.3	38	24	144
12" STRIPS - 12 STRIPS PER BOX						
U2SP	U2SPC12	18850	1.2	84	12	144
U2	U2C12	18370	1.2	84	12	144
U3-1	U3-1C12	01138	1.3	84	12	144
U3-2	U3-2C12	01126	1.4	84	12	144
U3	U3C12	01251	1.3	84	12	144
U4	U4C12	01279	1.7	84	12	144
U5	U5C12	01301	1.8	84	12	144
U6	U6C12	18374	1.9	84	12	144
24" STRIPS - 10 STRIPS PER BOX						
U2	U2C24	18453	2.0	162	10	240
U3-1	U3-1C24	01364	2.2	162	10	240
U3-2	U3-2C24	01362	2.2	162	10	240
U3	U3C24	18454	2.2	162	10	240
U4	U4C24	18455	2.5	162	10	240
U5	U5C24	01352	2.8	162	10	240

U1-U5

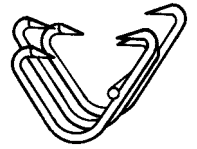
STAINLESS RECTANGULAR HIGH TENSILE - WITHOUT PINS

HOOK SIZE	ORDERING NUMBER (BOX)	ITEM CODE	WT. PER BOX LBS.	HOOKS PER STRIP	STRIPS PER BOX	LACING INCHES PER BOX
12" STRIPS - 12 STRIPS PER BOX						
U3-1	U3-1RHTS12	05338	1.3	84	12	144
U3-2	U3-2RHTS12	05339	1.4	84	12	144
U3	U3-RHTS12	05340	1.3	84	12	144
24" STRIPS - 10 STRIPS PER BOX						
U3-1	U3-1RHTS24	05341	2.2	162	10	240
U3-2	U3-2RHTS24	05342	2.2	162	10	240
U3	U3-RHTS24	05343	2.2	162	10	240

U3

CLIPPER® ORDERING NUMBER REFERENCE

XSP	Extra Short Point
SP	Short Point
LP	Long Point
XLP	Extra Long Point
LL	Long Leg
SL	Short Leg
G	Galvanized
HT	High Tensile
RHTX	Rectangular Wire
S	430 Stainless Steel
SS	316 Stainless Steel



316L STAINLESS - WITHOUT PINS

For extra pin material see pages 18-20.

UCM36, UX-1, U2-U5	HOOK SIZE	ORDERING NUMBER (BOX)	ITEM CODE	WT. PER BOX LBS.	HOOKS PER STRIP	STRIPS PER BOX	LACING INCHES PER BOX	
	6" STRIPS - 24 STRIPS PER BOX							
	UX-1SP	UX1SPSS6	01193	0.7	44	24	144	
	UX-1	UX1SS6	01188	0.8	44	24	144	
	12" STRIPS - 12 STRIPS PER BOX							
	UCM36 SLXSP	UCM36SLXSPSS12	01315	0.8	120	12	144	
	UCM36 SLSP	UCM36SLSPSS12	01313	0.8	120	12	144	
	UCM36 XSP	UCM36XSPSS12	01312	0.8	120	12	144	
	UCM36 SP	UCM36SPSS12	01314	0.8	120	12	144	
	UCM36	UCM36SS12	01309	1.0	120	12	144	
UCM36LP	UCM36LPSS12	01317	0.9	120	12	144		
UCM36LLSP	UCM36LLSPSS12	01318	0.9	120	12	144		
UCM36LL	UCM36LLSS12	01308	1.0	120	12	144		
UX-1SP	UX1SPSS12	01194	0.7	96	12	144		
UX-1	UX1SS12	01189	0.8	96	12	144		
UX-1LLSP	UX1LLSPSS12	01342	1.0	96	12	144		
UX-1LL	UX1LLSS12	01340	1.0	96	12	144		
UA2	UA2SS12	01292	1.1	120	12	144		
UA3	UA3SS12	01293	1.1	120	12	144		
U2	U2SS12	18427	1.2	84	12	144		
U3	U3SS12	01258	1.6	84	12	144		
U4	U4SS12	18429	1.8	84	12	144		
U5	U5SS12	18430	1.8	84	12	144		
U6	U6SS12	18431	1.9	84	12	144		
24" STRIPS - 10 STRIPS PER BOX								
UX-1SP	UX1SPSS24	01354	1.0	188	10	240		
UX-1	UX1SS24	01353	0.8	188	10	240		
UX-1LLSP	UX1LLSPSS24	01358	1.0	188	10	240		
UX-1LL	UX1LLSS24	01357	1.0	188	10	240		
U2	U2SS24	18507	2.0	162	10	240		
U3	U3SS24	18508	2.1	162	10	240		
U4	U4SS24	18509	2.2	162	10	240		
24" STRIPS - 12 STRIPS PER BOX								
UCM36 SLXSP	UCM36SLXSPSS24	01319	1.3	234	12	288		
UCM36 SLSP	UCM36SLSPSS24	01320	1.3	234	12	288		
UCM36 XSP	UCM36XSPSS24	01321	1.4	234	12	288		
UCM36 SP	UCM36SPSS24	01322	1.4	234	12	288		
UCM36	UCM36SS24	01323	1.4	234	12	288		
UCM36LP	UCM36LPSS24	01385	1.4	234	12	288		
UCM36LLSP	UCM36LLSPSS24	01324	1.6	234	12	288		
UCM36LL	UCM36LLSS24	01325	1.6	234	12	288		

COATED STEEL™ - WITH PINS

U2-U6	HOOK SIZE	ORDERING NUMBER (BOX)	ITEM CODE	WT. PER BOX LBS.	HOOKS PER STRIP	STRIPS PER BOX	LACING INCHES PER BOX
	12" STRIPS - 12 STRIPS PER BOX						
U2	U2C12NP	18540	1.2	84	12	144	
U3	U3C12NP	18541	1.4	84	12	144	
U4	U4C12NP	18542	1.6	84	12	144	
U5	U5C12NP	18543	1.9	84	12	144	
U6	U6C12NP	18544	2.1	84	12	144	

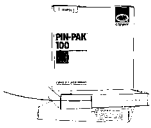
Stock Items (non-shaded) standard lead time is 3 working days.

Made To Order Items (shaded) extended lead time, minimum order may apply.

Special Metals and **Special Length** Cards are available. Request quote for price and delivery.

CLIPPER® ORDERING NUMBER REFERENCE

XSP	Extra Short Point
SP	Short Point
LP	Long Point
XLP	Extra Long Point
LL	Long Leg
SL	Short Leg
G	Galvanized
HT	High Tensile
RHTX	Rectangular Wire
S	430 Stainless Steel
SS	316 Stainless Steel




Clipper® Hinge Pins

HINGE PIN SPECIFICATIONS

Pin Diameter	.065" (1/16") 1.7 mm (previously #25)	.093" (3/32") 2.4 mm (previously #13)	.109" (7/64") 2.8 mm (previously #12)	.125" (1/8") 3.2 mm (previously #11)	.156" (5/32") 4.0 mm (previously #9)
Clipper® Hook Size	25's, 36's, 1's, UCM36's, UX-1's	2, 3, U2SP, U2 U3-1, U3-2, U3	4 & U4	4½, 5, U5	6, 7, U6 & U7

Hinge Pin Types	Abbreviation	Pin Wear Factor	Hook Wear Factor	Rigidity	Magnetic	Flexibility	Food Grade Material	Composition
Nylosteel	NY	Good	Good	Good	Yes	Good	No	Nylon & music wire
Nylostainless	NYS	Good	Good	Good	Slightly	Good	Yes	Nylon & 300SS spring wire
Nylon Covered Cable	NCS	Good	Good	Average	Slightly	Good	Yes	Nylon & 300SS cable
Music Wire	MW	Good	Poor	Excellent	Yes	Poor	No	High-carbon spring-tempered steel
Cold-Rolled Steel	Smooth - SM Notched - N	Average	Fair	Excellent	Yes	Fair to Poor	No	Mild cold-rolled steel
Stainless Steel	Smooth - SMS Notched - NS	Average	Fair	Excellent	Slightly	Fair to Poor	Yes	302 or 300 stainless steel
Duralink™	DL	Excellent	Excellent	Average	Slightly	Good	No	Wear-resistant nylon & 300SS cable
Bare Stainless Cable	SMSC	Average	Fair	Average	Slightly	Good	Yes	300SS cable
DuraStainless™	DSS	Excellent	Excellent	Good	Slightly	Good	No	Wear resistant nylon & 300SS spring wire
Nylon Plus	NP	Good	Excellent	Fair	No	Excellent	Yes	Nylon

PINPAK™ 100

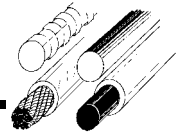


(100 ft. of hinge pin with dispenser)

PIN DIAMETER	ORDERING NUMBER	ITEM CODE	WT. LBS.	PIN DIAMETER	ORDERING NUMBER	ITEM CODE	WT. LBS.	PIN DIAMETER	ORDERING NUMBER	ITEM CODE	WT. LBS.
NYLOSTEEL				NYLOSTAINLESS				NYLON COVERED CABLE			
.053	NY053-C	18700	1.6	.053	NYS053-C	18701	1.6	.053			
.065	NP065-C	02598	1.6	.065	NYS065-C	02649	1.6	.065	NCS065-C	02751	1.7
.079	NP079-C	02872	1.8	.079	NYS079-C	18721	1.8	.079			
.093	NP093-C	02867	2.0	.093	NYS093-C	02670	2.0	.093	NCS093-C	02767	1.7
.109	NP109-C	02861	2.1	.109	NYS109-C	02664	2.1	.109			
.125	NP125-C	02864	2.2	.125	NYS125-C	02658	2.2	.125	NCS125-C	02762	3.0
.156	NP156-C	02873	2.5	.156	NYS156-C	02652	2.5	.156	NCS156-C	02756	3.3
NYLON PLUS				DURALINK™				DURASTAINLESS™			
.053	NP053-C	02863	1.6					.065	DSS065-C	02826	1.8
.065	NP065-C	02854	1.6	.065	DL065-C	02726	1.8				
.079	NP079-C	02872	1.8	.093	DL093-C	02743	2.1	.093	DSS093-C	02830	2.1
.093	NP093-C	02867	2.0	.109	DL109-C	02737	2.2	.109	DSS109-C	02834	2.2
.109	NP109-C	02861	2.1	.125	DL125-C	02732	2.3				
.125	NP125-C	02864	2.2								
.156	NP156-C	02873	2.5								



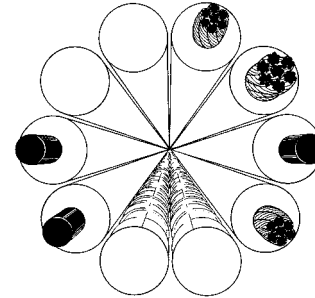
Clipper® Hinge Pins



NYLON COVERED LEADER ASSEMBLIES

PIN DIAMETER	ORDERING NUMBER	ITEM CODE	PIN LENGTH	LEADER LENGTH
NYLON COVERED CABLE				
.065	NCS065X10FT-W/10FT	05021	10	10
.065	NCS065X25FT-W/5FT	05022	25	5
.093	NCS093X5FT-W/5FT	05194	5	5
.093	NCS093X10FT-W/10FT	05023	10	10
.093	NCS093X15FT-W/2FT	05195	15	2
.093	NCS093X25FT-W/5FT	05024	25	5
.093	NCS093X25FT-W/10FT	05025	25	10
.093	NCS093X50FT-W/4FT	05196	50	4
DURALINK™				
.065	DL065X25FT-W/5FT	05193	25	5
.093	DL093X10FT-W/10FT	05020	10	10
.093	DL093X25FT-W/5FT	05019	25	5

Other sizes can be custom ordered.



12" PRE-CUT PINS

(24 pins per package)

PIN DIAMETER	ORDERING NUMBER	ITEM CODE	ORDERING NUMBER	ITEM CODE	ORDERING NUMBER	ITEM CODE
NYLOSTEEL			NYLOSTAINLESS		NYLON PLUS	
.065	NY065-12	02592	NYS065-12	02644	NP065-12	02847
.093	NY093-12	02625	NYS093-12	02668		
.109	NY109-12	02619	NYS109-12	02662	NP109-12	02859
.125	NY125-12	02611	NYS125-12	02656	NP125-12	02833
.156	NY156-12	02600	NYS156-12	02650	NP156-12	02832

HINGE PIN TOOLS

DESCRIPTION	ORDERING NUMBER	ITEM CODE
Pin and Cable Cutter	APC-1	50004
Pin and Cable Stripper	CABLE STRIPPER	03241

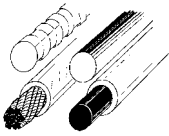
.065" PRE-CUT PINS

BELT WIDTH		PINS/PACKAGE	ORDERING NUMBER	ITEM CODE	ORDERING NUMBER	ITEM CODE
in.	mm.	NYLOSTEEL			NYLOSTAINLESS	
5/8"	16	100				
3/4"	19	100	NY065-3/4-100	02576		
7/8"	22.5	100	NY065-7/8-100	02574		
1"	25.5	100	NY065-1-100	02577	NYS065-1-100	02637
1 1/4"	32	100	NY065-1-1/4-100	02578	NYS065-1-1/4-100	02633
1 1/2"	38.5	100	NY065-1-1/2-100	02579	NYS065-1-1/2-100	02634
1 3/4"	44.5	100	NY065-1-3/4-100	02580		
1 7/8"	48	100	NY065-1-7/8-100	02581	NYS065-1-7/8-100	02635
2"	51	100	NY065-2-100	02582	NYS065-2-100	02638
2 1/4"	57.5	100	NY065-2-1/4-100	02583	NYS065-2-1/4-100	02639
2 1/2"	63.5	100	NY065-2-1/2-100	02584	NYS065-2-1/2-100	02640
2 3/4"	70	100	NY065-2-3/4-100	02585		
3"	76.5	100	NY065-3-100	02586	NYS065-3-100	02641
3 1/4"	83	50	NY065-3-1/4-50	02587	NYS065-3-1/4-50	02636
3 1/2"	87	50	NY065-3-1/2-50	02588		
4"	102	50	NY065-4-50	02589	NYS065-4-50	02642
4 1/2"	115	50	NY065-4-1/2-50	02590		
6"	152	24	NY065-6-24	02591	NYS065-6-24	02643

Stock Items (non-shaded) standard lead time is 3 working days.

Made To Order Items (shaded) extended lead time, minimum order may apply.

Special Metals and **Special Length** Cards are available. Request quote for price and delivery.



Clipper® Hinge Pins

HINGE PINS IN COILS

(25 ft. minimum)

PIN DIAMETER	ORDERING NUMBER	ITEM CODE	ORDERING NUMBER	ITEM CODE	ORDERING NUMBER	ITEM CODE
NYLOSTEEL			NYLOSTAINLESS		NYLON COVERED CABLE	
.053	NY053	02594	NYS053	02645	NCS065	02750
.065	NY065	02597	NYS065	02648		
.079	NY079	02595	NYS079	02646	NCS093	02766
.093	NY093	02627	NYS093	02669		
.109	NY109	02621	NYS109	02663	NCS125	02761
.125	NY125	02613	NYS125	02657	NCS156	02755
.156	NY156	02606	NYS156	02651		
DURALINK™			DURASTAINLESS™			
.065	DL065	02725	DSS065	02727		
.079	DL079	04316				
.093	DL093	02742	DSS093	02744		
.109	DL109	02736	DSS109	02738		
.125	DL125	02731				
SMOOTH STEEL			NOTCHED STEEL		SMOOTH SS	
.040					SMS040	02772
.054	SM054	02771	N054	02775	SMS054	02779
.093	SM093	02773	N093	02777	SMS093	02781
NOTCHED SS			NYLON PLUS		BARE SS CABLE	
.053/.054	NS054	02783	NP053	02868	SMSC065	02769
.065			NP065	02853		
.079			NP079	02869	SMSC093	02770
.093	NS093	02784	NP093	02866		
.109			NP109	02860		
.125			NP125	02870		
.156			NP156	02871		


NOTE: For coils less than 25 ft., call Flexco Customer Service.


MUSIC WIRE

PIN DIAMETER	DESCRIPTION	ORDERING NUMBER	ITEM CODE
.043"	Per Foot	MW043	02787
.054"	Per Foot	MW054	02788
.072"	12 Foot Lengths	MW072	02789
.090"	12 Foot Lengths	MW090	02791
.090"	100 Foot Lengths	MW090-100	02790

STRIPPED LEADERS


DESCRIPTION	ORDERING NUMBER	ITEM CODE
.093 x 123" Nylosteel with 63" Stripped Leader	NY093-123	02629
.093 x 246" Nylosteel with 63" Stripped Leader	NY093-246	02630
.093 x 100' Nylosteel with 63" Stripped Leader	NY093-100	02631
.093 x 123" DuraStainless™ with 63" Stripped Leader	DSS093-123	04093
.093 x 246" DuraStainless™ with 63" Stripped Leader	DSS093-246	04094

 **Stock Items** (non-shaded) carried in factory inventory.

 **Made To Order Items** (shaded) have added lead time.

Non-Listed Items are available.

Request quote for price and delivery.



How Clipper® G Series™ Lacing Works

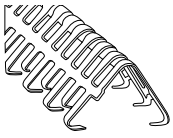
Clipper® G Series™ Lacing is meticulously stamped from 316L stainless steel, guaranteeing a steady 4.00 mm pitch throughout its entirety. Its staggered leg design incorporates four alternating point levels between the top and bottom of the lace, enhancing strength and durability

by offering diverse points of penetration compared to a continuous line. The G Series is applied by machine to ensure uniform compression, resulting in a flat splice, even with belts susceptible to waving. Additionally, corrugated stainless steel hinge pins prevent migration during usage.

Applications	Installation Method	What You Need for Installation
<ul style="list-style-type: none"> • Food Manufacturing • Agriculture Equipment • Package and Parts Handling • Filter Media • Slider Bed Systems 	Clipper G Series Lacing can be installed with the Pro 600 or 6000 production lacers, Roller Lacer®, Roller Lacer® Gold Class™, or with a Clipper® Microlacer®.	<ul style="list-style-type: none"> • G Series Lacing • Hinge Pin • Installation Tool • G Series Face Strip or Comb
How to Specify the Correct G Series™ Lacing	Fastener Metal Selection	Hinge Pin Selection
<ol style="list-style-type: none"> 1. Measure your belt thickness. 2. Measure the diameter of the smallest pulley in your drive with belt wrap more than 90°. 3. Choose the fastener size that is appropriate for your specifications in the selection chart below. 	Stainless Steel. Type 316 Stainless Steel offers more resistance than galvanized steel to abrasion, acids, chemicals, rusting, and magnetic attraction.	CSSP Corrugated Stainless Steel -for all sizes of G Series belt lacing.

Fastener and Pin Size Selection Chart

Minimum Pulley Diameter	Operating Tension Range		Material Thickness		Hinge Pin Size		Belt Thickness					
	PIW	kN/m	in.	mm	in.	mm	.059" (1.5 mm)	.078" (2.0 mm)	.098" (2.5 mm)	.118" (3.0 mm)	.138" (3.5 mm)	.197" (5.0 mm)
1.6" (40 mm)	60	10	.019	.50	.047	1.20	G005A					
	75	13	.029	.75	.055	1.40		G005				
2.0" (50 mm)	75	13	.019	.50	.047	1.20		G006A				
	125	22	.029	.75	.055	1.40			G006			
3.0" (75 mm)	125	22	.039	1.0	.079	2.00				G008		



Clipper® G Series™ Lacing

LACING


AISI 316 STAINLESS LACING WITH PINS


	SIZE	ORDERING NUMBER	ITEM CODE	WT. PER BOX LBS.	STRIPS PER BOX	STRIP LENGTH	
						in.	mm
						G005A	G005A-SS-300W-12/BX
G005A-SS-600W-8/BX	05493	0.97	8	24"	600		
G005A-SS-900W-8/BX	05494	1.46	8	36"	900		
G005A-SS-1200W-8/BX	05495	1.94	8	48"	1200		
G005A-SS-1500W-8/BX	05496	2.34	8	60"	1500		
G005	G005-SS-300W-12/BX	05497	0.71	12	12"	300	
	G005-SS-600W-8/BX	05498	1.15	8	24"	600	
	G005-SS-900W-8/BX	05499	1.74	8	36"	900	
	G005-SS-1200W-8/BX	05500	2.34	8	48"	1200	
	G005-SS-1500W-8/BX	05501	2.82	8	60"	1500	
G006A	G006A-SS-300W-12/BX	05502	0.71	12	12"	300	
	G006A-SS-600W-8/BX	05503	0.93	8	24"	600	
	G006A-SS-900W-8/BX	05504	1.41	8	36"	900	
	G006A-SS-1200W-8/BX	05505	1.90	8	48"	1200	
	G006A-SS-1500W-8/BX	05506	2.43	8	60"	1500	
G006	G006-SS-300W-12/BX	05507	0.93	12	12"	300	
	G006-SS-600W-8/BX	05508	1.23	8	24"	600	
	G006-SS-900W-8/BX	05509	1.83	8	36"	900	
	G006-SS-1200W-8/BX	05510	2.43	8	48"	1200	
	G006-SS-1500W-8/BX	05511	2.99	8	60"	1500	
G008	G008-SS-300W-12/BX	05544	1.85	12	12"	300	
	G008-SS-600W-8/BX	05545	2.47	8	24"	600	
	G008-SS-900W-8/BX	05546	3.66	8	36"	900	
	G008-SS-1200W-8/BX	05547	4.85	8	48"	1200	
	G008-SS-1500W-8/BX	05548	6.00	8	60"	1500	

HINGE PIN IN 30M COIL

CORRUGATED STAINLESS STEEL CABLE

PIN DIAMETER (MM)	ORDERING NUMBER	ITEM CODE	WT. LBS.
1.4	CSSP1.4X30M	04373	1.0
2.5	CSSP2.5X30M	04436	2.54

 **Stock Items** (non-shaded) carried in factory inventory.

 **Made To Order Items** (shaded) have added lead time.

Non-Listed Items are available.
Request quote for price and delivery.

Clipper® Maintenance Lacers

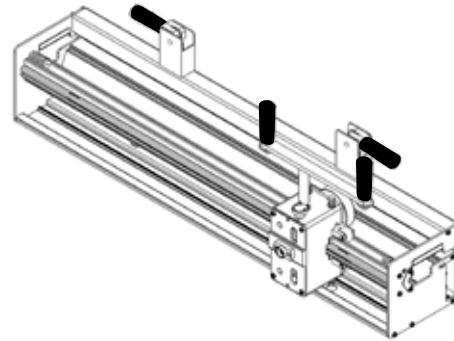


ROLLER LACER® GOLD CLASS™

(Face strips sold separately)

BELT WIDTH		ORDERING NUMBER	ITEM CODE	WT. LBS.
in.	mm			
24"	600	RL-G24	03985	50.0
36"	900	RL-G36	03986	58.0
48"	1200	RL-G48	03987	66.0
60"	1500	RL-G60	03988	74.0

NOTE: Includes carding paper remover and scissors.



CLIPPER® FACE STRIPS

ROLLER LACER® GOLD CLASS™ (Includes one Lacer Pin)

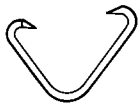
BELT WIDTH		ORDERING NUMBER	ITEM CODE	WT. LBS.
in.	mm			
HOOK SIZE 36, UCM 36				
24"	600	FSGOLD36-24	04038	4.3
36"	900	FSGOLD36-36	04039	5.4
48"	1200	FSGOLD36-48	04040	6.4
60"	1500	FSGOLD36-60	04041	7.6
HOOK SIZE 1, UX-1				
24"	600	FSGOLD1-24	04034	4.3
36"	900	FSGOLD1-36	04035	5.4
48"	1200	FSGOLD1-48	04036	6.4
60"	1500	FSGOLD1-60	04037	7.6
HOOK SIZE 2 – 4, U2SP – U3				
24"	600	FSGOLD2-24	04042	4.3
36"	900	FSGOLD2-36	04043	5.4
48"	1200	FSGOLD2-48	04044	6.4
60"	1500	FSGOLD2-60	04045	7.6
HOOK SIZE 4-1/2 – 7, U4 – U7				
24"	600	FSGOLD4-1/2-24	04046	4.3
36"	900	FSGOLD4-1/2-36	04047	5.4
48"	1200	FSGOLD4-1/2-48	04048	6.4
60"	1500	FSGOLD4-1/2-60	04049	7.6

CLIPPER® REPLACEMENT LACER PINS

ROLLER LACER® GOLD CLASS™

BELT WIDTH		ORDERING NUMBER	ITEM CODE	WT. LBS.
in.	mm			
HOOK SIZE 1, 36, or 30				
24"	600	LPGOLD1/36-24	04006	0.4
36"	900	LPGOLD1/36-36	04007	0.5
48"	1200	LPGOLD1/36-48	04008	0.6
60"	1500	LPGOLD1/36-60	04009	0.7
HOOK SIZE 2 – 4, 4-1/2 – 7				
24"	600	LPGOLDREG-24	04010	0.4
36"	900	LPGOLDREG-36	04011	0.5
48"	1200	LPGOLDREG-48	04012	0.6
60"	1500	LPGOLDREG-60	04013	0.7

NOTE: For repair parts see page 24.



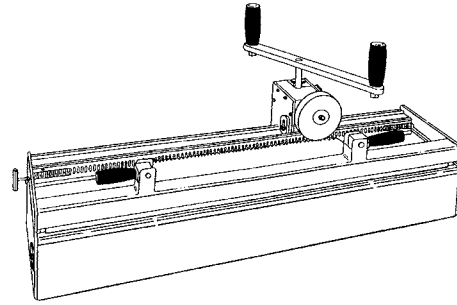
Clipper® Maintenance Lacers

MANUAL ROLLER LACER®

(Face strips sold separately)

BELT WIDTH		ORDERING NUMBER	ITEM CODE	WT. LBS.
in.	mm			
24"	600	RL-24	03370	38.0
36"	900	RL-36	03371	47.0
48"	1200	RL-48	03372	55.0
60"	1500	RL-60	03375	63.0
72"	1800	RL-72	04055	71.0

NOTE: Includes carding paper remover and scissors.



CLIPPER® FACE STRIPS

MANUAL ROLLER LACER® (Includes one Lacer Pin)

BELT WIDTH		ORDERING NUMBER	ITEM CODE	WT. LBS.
in.	mm			
HOOK SIZE 30				
24"	600	FSMAN30-24	04064	1.3
36"	900	FSMAN30-36	04065	1.6
48"	1200	FSMAN30-48	04066	2.1
60"	1500	FSMAN30-60	04067	2.6
72"	1800	FSMAN30-72	04972	3.1
HOOK SIZE 36, UCM36				
24"	600	FSMAN36-24	04020	1.3
36"	900	FSMAN36-36	04021	1.6
48"	1200	FSMAN36-48	04022	2.1
60"	1500	FSMAN36-60	04023	2.6
72"	1800	FSMAN36-72	04084	3.1
HOOK SIZE 1, UX-1				
24"	600	FSMAN1-24	04015	1.3
36"	900	FSMAN1-36	04016	1.6
48"	1200	FSMAN1-48	04017	2.1
60"	1500	FSMAN1-60	04018	2.6
72"	1800	FSMAN1-72	04085	3.1
HOOK SIZE 2-4, U2SP-U3				
24"	600	FSMAN2-24	04025	1.3
36"	900	FSMAN2-36	04026	1.6
48"	1200	FSMAN2-48	04027	2.1
60"	1500	FSMAN2-60	04028	2.6
72"	1800	FSMAN2-72	04086	3.1
HOOK SIZE 4-1/2-7, U4-U7				
24"	600	FSMAN4-1/2-24	04030	1.3
36"	900	FSMAN4-1/2-36	04031	1.6
48"	1200	FSMAN4-1/2-48	04032	2.1
60"	1500	FSMAN4-1/2-60	04033	2.6
72"	1800	FSMAN4-1/2-72	04087	3.1

CLIPPER® REPLACEMENT LACER PINS

MANUAL ROLLER LACER®

BELT WIDTH		ORDERING NUMBER	ITEM CODE	WT. LBS.
in.	mm			
HOOK SIZE 1, 36, or 30				
24"	600	LPMAN1/36-24	03997	0.4
36"	900	LPMAN1/36-36	03998	0.5
48"	1200	LPMAN1/36-48	03999	0.6
60"	1500	LPMAN1/36-60	04000	0.7
72"	1800	LPMAN1/36-72	04088	0.8
HOOK SIZE 2-4, 4-1/2-7				
24"	600	LPMANREG-24	04002	0.4
36"	900	LPMANREG-36	04003	0.5
48"	1200	LPMANREG-48	04004	0.6
60"	1500	LPMANREG-60	04005	0.7
72"	1800	LPMANREG-72	04089	0.8

G SERIES™ FACE STRIPS

MANUAL ROLLER LACER® (Includes one Lacer Pin)

HOOK SIZE	BELT WIDTH		ORDERING NUMBER	ITEM CODE	WT. LBS.
	in.	mm			
G005(A) - G006(A)	24"	600	FSMANG-601	04359	1.02
	36"	900	FSMANG-901	04360	1.28
	48"	1200	FSMANG-1201	04361	1.40
	60"	1500	FSMANG-1501	04362	1.65
	72"	1800	FSMANG-1801	04453	1.80
G008	24"	600	FSMANGXL-601	04456	1.02
	36"	900	FSMANGXL-901	04457	1.28
	48"	1200	FSMANGXL-1201	04458	1.40
	60"	1500	FSMANGXL-1501	04459	1.65
	72"	1800	FSMANGXL-1801	04460	1.80

G SERIES™ REPLACEMENT LACER PINS

MANUAL ROLLER LACER®

HOOK SIZE	ORDERING NUMBER	MANUAL ROLLER LACER	ITEM CODE	WT. LBS.
G005(A) - G006(A)	LPMAN1/36-24	RL-24	03997	0.4
	LPMAN1/36-36	RL-36	03998	0.5
	LPMAN1/36-48	RL-48	03999	0.6
	LPMAN1/36-60	RL-60	04000	0.7
	LPMAN1/36-72	RL-72	04088	0.8
G008	LPMANREG-24	RL-24	04002	0.4
	LPMANREG-36	RL-36	04003	0.5
	LPMANREG-48	RL-48	04004	0.6
	LPMANREG-60	RL-60	04005	0.7
	LPMANREG-72	RL-72	04089	0.8

ALLIGATOR FACE STRIPS

MANUAL ROLLER LACER® (Includes one Lacer Pin)

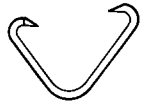
LACING SIZE	BELT WIDTH		ORDERING NUMBER	ITEM CODE	WT. LBS.
	in.	mm			
00	24"	600	GFSAG00-24	18244	1.3
	36"	900	GFSAG00-36	18245	1.6
	48"	1200	GFSAG00-48	19037	2.1
1 & 7	24"	600	GFSAM1&7-24	19701	1.3
	36"	900	GFSAM1&7-36	19702	1.6
	48"	1200	GFSAM1&7-48	19703	2.1
	60"	1500	GFSAM1&7-60	19704	2.6

ALLIGATOR REPLACEMENT LACER PINS

MANUAL ROLLER LACER®

LACING SIZE	BELT WIDTH		ORDERING NUMBER	ITEM CODE	WT. LBS.
	in.	mm			
00	36"	900	GFSAGP00-36	18230	0.5
1 & 7	24"	600	GFSAGP1&7-24	18272	0.4
	36"	900	GFSAGP1&7-36	18273	0.5
	48"	1200	GFSAGP1&7-48	18250	0.6
	60"	1500	GFSAGP1&7-60	18231	0.7

Clipper® Maintenance Lacers

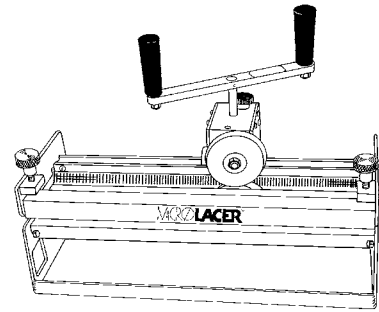


MICROLACER®

(Face strips sold separately)

BELT WIDTH		ORDERING NUMBER	ITEM CODE	WT. LBS.
in.	mm			
14"	350	MICROLACER	03368	27.0

NOTE: Includes carding paper remover and scissors.



CLIPPER® FACE STRIPS

(Includes one Lacer Pin)

HOOK SIZE	ORDERING NUMBER	ITEM CODE	WT. LBS.
30	FSMAN30-MICRO	04063	2.3
36, UCM36	FSMAN36-MICRO	04019	2.3
1, UX-1	FSMAN1-MICRO	04014	2.3
2-4, U2-U3,	FSMAN2-MICRO	04024	2.3
4-1/2-7, U4-U7	FSMAN4-1/2-MICRO	04029	2.3

CLIPPER® REPLACEMENT LACER PINS

HOOK SIZE	ORDERING NUMBER	ITEM CODE	PIN DIA.
1/36	LPMAN1/36-MICRO	03996	0.67
2-7	LPMANREG-MICRO	04001	0.106

G SERIES™ FACE STRIP

MICROLACER® (Includes one Lacer Pin)

HOOK SIZE	BELT WIDTH		ORDERING NUMBER	ITEM CODE	WT. LBS.
	in.	mm			
G005(A) - G006(A)	14"	350	FSMANG-351-MICRO	04358	0.5
G008	14"	350	FSMANGXL-350-MICRO	04455	0.5

G SERIES™ REPLACEMENT LACER PINS

MICROLACER®

HOOK SIZE	ORDERING NUMBER	ITEM CODE	WT. LBS.
G005(A) - G006(A)	LPMAN1/36-MICRO	03996	0.2
G008	LPMANREG-MICRO	04001	0.5


ALLIGATOR FACE STRIPS


MICROLACER® (Includes one Lacer Pin)

LACING SIZE	BELT WIDTH		ORDERING NUMBER	ITEM CODE	WT. LBS.
	in.	mm			
00	14	350	GFSA00-14	18243	2.3
1&7	14	350	GFSA1&7-14	18248	2.3

COMMON REPAIR PARTS

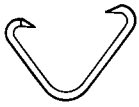
DESCRIPTION/ORDERING NUMBER	ITEM CODE	WT. LBS.
Guide Block Replacement Kit For Serial Number 3,500 – 50,000	03433	1.00
Guide Block Replacement Kit For Serial Number greater than 50,000	03897	1.00
Face Strip Knobs	03817	.50
Urethane Strip – Priced Per Foot	03274	.10

 **Stock Items** (non-shaded) carried in factory inventory.

 **Made To Order Items** (shaded) have added lead time.

Non-Listed Items are available.

Request quote for price and delivery.



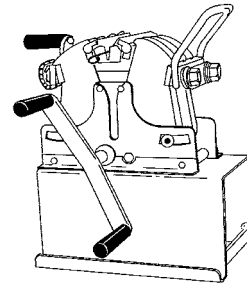
Clipper® Specialty Lacers

LW95 LACERS

(Laces all Clipper Hooks. Laces up to 6" in one operation. Includes Lacing Assembly Kit)

HOOK SIZE	ORDERING NUMBER	ITEM CODE	WT. LBS.	RETAINER INCLUDED
2-7, U2-U7	LW95	03074	31.0	HRREGLW95
1, UX-1	1LW95	03076	31.0	HR1LW95
25	25XLW	03075	31.0	HR25LW95
REPLACEMENT HOOK RETAINERS				
2-7, U2-U7	HR2LW95	03085	0.6	
1, UX-1	HR1LW95	03081	0.5	
25	HR25LW95	03827	1.0	
30, 36, UCM36	HR36LW95	03119	0.5	

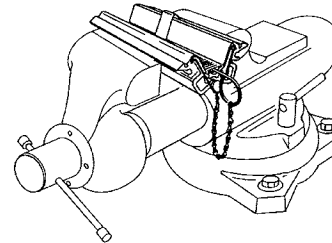
LW95 Lacer



WISE LACERS

HOOK SIZE	ORDERING NUMBER	ITEM CODE	WT. LBS.
2-7, U2-U7	R-4	03018	1.0
2-7, U2-U7	R-7	03019	2.0
2-7, U2-U7	R-10	03020	3.0
1, UX-1, UX-1SP	1VL-7	03236	2.0
25	25VL-7	03814	3.0
30, 36, UCM36	36VL-7	03238	1.0

Vise Lacer

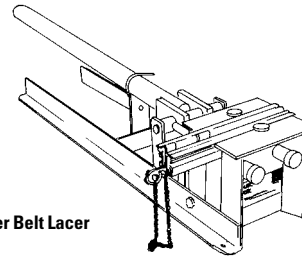


BALER BELT LACER™

(Laces all Clipper Baler Hooks, RHTX, 2-7)

BELT WIDTH		ORDERING NUMBER	ITEM CODE	WT. LBS.
in.	mm			
7"	175	BBL-7	03434	51.0
10"	250	BBL-10	03435	51.0

Baler Belt Lacer

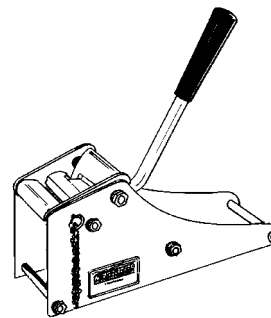


LEVER LACER

(For thin belts or tapes up to 2" wide)

HOOK SIZE	ORDERING NUMBER	ITEM CODE	WT. LBS.
25	25LEVER	03014	5.0
36	36LEVER	04223	5.0

Lever Lacer

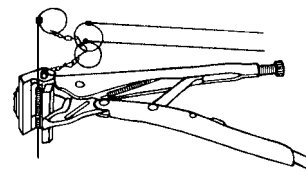


PLIER-TAPE LACER

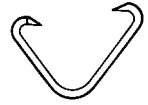
(For thin belts or tapes up to 2" wide)

ORDERING NUMBER	ITEM CODE	WT. LBS.
PTL25	18015	3.5
PTL30	18017	3.7
PTL1	18016	3.6

Plier-Tape Lacer



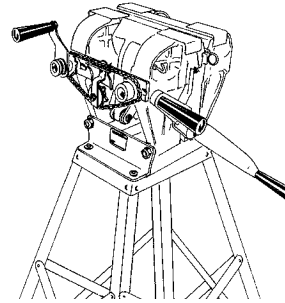
Clipper® Production Lacers



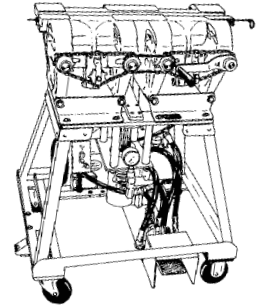
#12 SPEED LACER

(Includes #2-7 Retainer)

BELT WIDTH		ORDERING NUMBER	ITEM CODE	WT. LBS.
in.	mm			
12"	300	12LACER	03167	177.0
CHAIN DRIVE ATTACHMENT				
12LACER-CHAIN			03225	24.0



#12 Speed Lacer



Electric Hydraulic Lacer

CLIPPER® HOOK RETAINER FOR #12 SPEED LACER

(Includes one Lacer Pin)

DESCRIPTION	HOOK SIZE	ORDERING NUMBER	ITEM CODE	WT. LBS.
Acusteel	25	HR25-12	03822	1.8
Acusteel	30,36,UCM36	HR36-12	03170	1.5
Acusteel	1,UX-1	HR1-12	03168	1.5
Acusteel	2-7,U2-U7	HR2-12	03211	1.5

12" LACER PIN FOR #12 SPEED LACER


HOOK SIZE	ORDERING NUMBER	ITEM CODE
25,30,36,1	LP1/36-12	03169
2-7	LP2-12	03222

ELECTRIC HYDRAULIC POWER LACERS

(Includes #2-7 Retainer)

BELT WIDTH		ORDERING NUMBER	ITEM CODE	WT. LBS.
in.	mm			
115 V, 60HZ				
12"	300	EH-12-115V-60HZ	03037	355.0
25"	625	EH-25-115V-60HZ	03038	560.0
38"	950	EH-38-115V-60HZ	03039	875.0
100 V, 60HZ				
12"	300	EH-12-100V-60HZ	04233	355.0
25"	625	EH-25-100V-60HZ	04231	560.0
38"	950	EH-38-100V-60HZ	04232	875.0
100 V, 50HZ				
12"	300	EH-12-100V-50HZ	04243	355.0
25"	625	EH-25-100V-50HZ	04244	560.0
38"	950	EH-38-100V-50HZ	04245	875.0
230 V, 50/60HZ, 3 Phase				
25"	625	EH-25-230V3PH-50/60HZ	04259	560.0
38"	950	EH-38-230V3PH-50/60HZ	04260	875.0

NOTE: Please specify type of electrical plug connection required.

 **Stock Items** (non-shaded) carried in factory inventory.

 **Made To Order Items** (shaded) have added lead time.

Non-Listed Items are available.
Request quote for price and delivery.

ELECTRIC HYDRAULIC LACER COVER

BELT WIDTH		ORDERING NUMBER	ITEM CODE	WT. LBS.
in.	mm			
12"	300	Cover-12	03452	3.0
25"	625	Cover-25	03453	4.0
38"	950	Cover-38	03519	5.0

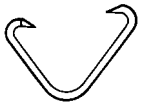
CLIPPER® REPLACEMENT LACER PINS FOR POWER LACER

BELT WIDTH		ORDERING NUMBER	ITEM CODE
in.	mm		
HOOK SIZE 25, 36, 1			
12"	300	LP1/36-12	03169
25"	625	LP1/36-25	03162
38"	950	LP1/36-38	03163
HOOK SIZE 2-7			
12"	300	LP2-12	03222
25"	625	LP2-25	03054
38"	950	LP2-38	03156

CLIPPER® HOOK RETAINER FOR POWER LACERS

(Includes one Lacer Pin)

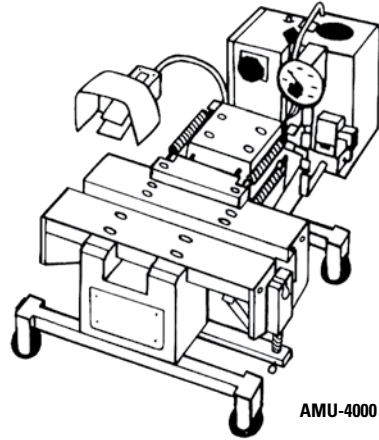
BELT WIDTH		ORDERING NUMBER	ITEM CODE	WT. LBS.
in.	mm			
HOOK SIZE 25				
12"	300	HR25-12	03822	1.8
25"	625	HR25-25	03823	3.3
38"	950	HR25-38	03824	4.2
HOOK SIZE 30, 36, UCM36				
12"	300	HR36-12	03170	1.5
25"	625	HR36-25	03154	3.3
38"	950	HR36-38	03155	4.2
HOOK SIZE 1, UX-1				
12"	300	HR1-12	03168	1.5
25"	625	HR1-25	03143	3.3
38"	950	HR1-38	03150	4.2
HOOK SIZE 2-7, U2-U7				
12"	300	HR2-12	03211	1.5
25"	625	HR2-25	03051	3.3
38"	950	HR2-38	03148	4.2



Clipper[®] Production Lacers

AMU 4000 AND 6000* LACERS AND COMBS

ORDERING NUMBER	ITEM CODE	WEIGHT LBS.
115 V, 60HZ, Single Phase		
AMU4000-115V1PH-60HZ	05773	295.0
AMU6000-115V1PH-60HZ	05774	305.0
400 V, 50/60HZ, Three Phase		
AMU6000-400V3PH-50/60HZ	05775	305.0



AMU-4000

COMBS FOR AMU4000/6000 LACERS

(Includes Gauge Pins)

BELT WIDTH		ORDERING NUMBER	ITEM CODE	WT. LBS.
in.	mm	HOOK SIZE 25		
24"	600	P6CLPR25M-24	03526	10.1
36"	900	P6CLPR25M-36	03538	13.0
48"	1200	P6CLPR25M-48	03551	15.5
60"	1500	P6CLPR25M-60	03531	18.5
in.	mm	HOOK SIZE 36, UCM36, 30		
24"	600	P6CLPR36M-24	03524	10.1
36"	900	P6CLPR36M-36	03537	13.0
48"	1200	P6CLPR36M-48	03539	15.5
60"	1500	P6CLPR36M-60	03529	18.5
in.	mm	HOOK SIZE 1, UX1		
24"	600	P6CLPR1M-24	03534	10.1
36"	900	P6CLPR1M-36	03535	13.0
48"	1200	P6CLPR1M-48	03550	15.5
60"	1500	P6CLPR1M-60	03528	18.5
in.	mm	HOOK SIZE 2-7, U2-U7		
24"	600	P6CLPR2M-24	03533	10.1
36"	900	P6CLPR2M-36	03536	13.0
48"	1200	P6CLPR2M-48	03532	15.5
60"	1500	P6CLPR2M-60	03527	18.5

G SERIES™ COMBS FOR AMU4000/6000 LACERS

(Includes one Gauge Pin)

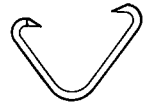
HOOK SIZE	BELT WIDTH		ORDERING NUMBER	ITEM CODE	WT. LBS.
	in.	mm			
G005(A) - G006(A)	24"	600	P6CLPRGM-601	04410	10.1
	36"	900	P6CLPRGM-901	04411	13.0
	48"	1200	P6CLPRGM-1201	04412	15.5
	60"	1500	P6CLPRGM-1501	04413	18.5

REPLACEMENT PARTS

DESCRIPTION	ITEM CODE	WT. LBS.
Linear Bearing	19200	2.0
Brass Bushing	19300	5.0

REPLACEMENT LACER PINS FOR AMU4000/6000 (PRO600/6000) COMBS

BELT WIDTH		ITEM CODE				WT. LBS.
in.	mm	FOR COMB NUMBER P6C25/36				
		1.5 mm	1.8 mm x 1.5 mm	2.0 mm x 1.5 mm		
24"	600	03729	03734	03743		0.2
36"	900	03727	03735	03742		0.2
48"	1200	03728	03736	03741		0.2
60"	1500	19358	03737	03740		0.2
		FOR COMB NUMBER P6C1				
		1.8 mm	2.0 mm	2.5 mm x 2.0 mm	3.0 mm x 2.0 mm	
24"	600	03710	19361	19362	03722	0.2
36"	900	03709	03714	03721	03733	0.2
48"	1200	03708	03711	03723	03732	0.2
60"	1500	19378	03712	03716	03731	0.2
		FOR COMB NUMBER P6C2				
		2.5 mm	3.5 mm x 3.0 mm	4.0 mm x 3.0 mm		
24"	600	19364	19365	19366		0.3
36"	900	03726	03719	03720		0.3
48"	1200	19368	19370	19371		0.3
60"	1500	19373	19375	19376		0.3



ARK150 LACERS AND COMBS

ORDERING NUMBER	ITEM CODE	WT. LBS.
115 V, 60HZ, Single Phase		
ARK-W/FOOT-PUMP	18036	70.0
ARK150-115V1PH-60HZ	03707	80.0

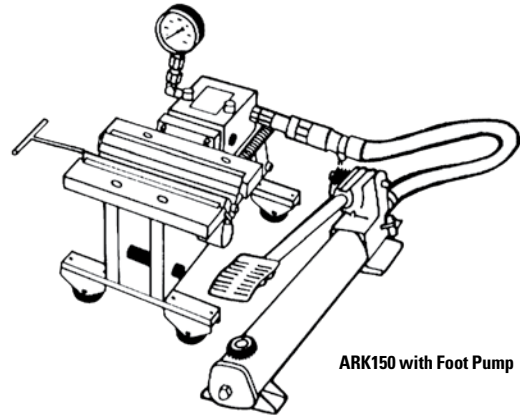
ADAPTERS FOR ARK150 (PRO200) LACER

(Includes 1.5 and 2.0 mm Gauge Pins)

HOOK SIZE	ORDERING NUMBER	ITEM CODE	WT. LBS.
25	P2CLPR25	03650	4.3
36, 30	P2CLPR36	03591	4.3
1	P2CLPR1	03651	4.8
2-7	P2C2	18043	5.2

REPLACEMENT LACER PINS FOR ARK150 (PRO200) LACER

FOR COMB NUMBER	DIAMETER (mm)	ITEM CODE	WT. LBS.
P2C25/36	1.5	19340	.1
P2C25/36	1.8 x 1.5	03739	.1
P2C25/36	2.0 x 1.5	03744	.1
P2C1	1.8	03713	.1
P2C1	2.0	19341	.1
P2C1	2.5 x 2.0	19342	.1
P2C1	3.0 x 2.0	19343	.1
P2C2	2.5	19339	.3
P2C2	3.5 x 3.0	03717	.3
P2C2	4.0 x 3.0	03718	.3



ARK150 with Foot Pump

ADAPTERS FOR PRO-400 LACER-14"

(Includes 1.5 and 2.0 mm Gauge Pins)


HOOK SIZE	ORDERING NUMBER	ITEM CODE	WT. LBS.
25	P4CLPR25	03649	7.3
36, 30	P4CLPR36	03140	7.5
1	P4CLPR1	03525	7.5
2-7	P4C2	18052	8.0


REPLACEMENT LACER PINS FOR PRO-400 LACER

FOR COMB NUMBER	DIAMETER (mm)	ITEM CODE	WT. LBS.
P4C25/36	1.5	19395	.1
P4C25/36	1.8 x 1.5	03738	.1
P4C25/36	2.0 x 1.5	03745	.1
P4C1	1.8	03715	.1
P4C1	2.0	19350	.1
P4C1	2.5 x 2.0	19380	.1
P4C1	3.0 x 2.0	19351	.1
P4C2	2.5	19349	.3
P4C2	3.5 x 3.0	03725	.3
P4C2	4.0 x 3.0	03724	.3


REPLACEMENT PARTS

DESCRIPTION	ITEM CODE	WT. LBS.
Return Springs	19100	1.0
Adapter Spring Kit	19194	5.0

 **Stock Items** (non-shaded) carried in factory inventory.

 **Made To Order Items** (shaded) have added lead time.

Non-Listed Items are available.
Request quote for price and delivery.



How Clipper® Patch Fasteners Work

Clipper® Laundry Patch Fasteners are crafted from double-flattened wire, boosting their gripping capacity and transverse stability. This design ensures a flat and even splice area. The hook points are horizontally cut, guaranteeing precise bending towards the belt edge, crucial for thin belts used in laundry feeder and folding machine applications. Available in galvanized or 316L

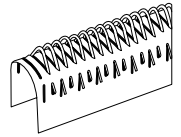
stainless steel, the hooks are integrated into polyester patch material, pre-cut to belt widths with leading and trailing ends. Custom logos are available upon request. Each box of fasteners includes corrugated Perlon hinge pins, which are corrosion-resistant and provide lubrication to the splice joint.

Applications	Installation Method	What You Need for Installation
<ul style="list-style-type: none"> Commercial Laundries 	Clipper Patch Fastener Hooks can be installed with the Pro 120 on-site maintenance lacer or the Pro 150 production lacer.	<ul style="list-style-type: none"> Patch Fastener Hooks Hinge Pin Installation Tool
How to Specify the Correct Clipper® Fastener	Fastener Metal Selection	Hinge Pin Selection
<ol style="list-style-type: none"> Measure your Belt Thickness. Measure the Diameter of the Smallest Pulley in your Drive with Belt Wrap more than 90°. Choose the fastener width that is appropriate for your specifications. 	<p>Galvanized Steel. For basic applications, galvanized steel is recommended.</p> <p>Stainless Steel. Type 316 Stainless Steel offers more resistance than galvanized steel to abrasion, acids, chemicals, rusting, and magnetic attraction.</p>	CP Corrugated Perlon.

Fastener and Pin Size Selection Chart

Minimum Pulley Diameter	Wire Diameter		Hinge Pin Size		Belt Thickness
	in.	mm	in.	mm	.078" (2.0 mm)
15/16" (25 mm)	.024	0.62	.055	1.40	25SP

Clipper® Laundry Patch Fasteners



FASTENERS

#25 SHORT-POINT GALVANIZED ON PATCH with Corrugated Perlon Hinge Pins

25SP	PATCH WIDTH		ORDERING NUMBER (BOX)	ITEM CODE	WT. PER BOX LBS.	HOOKS PER STRIP	STRIPS PER BOX
	in.	mm					
	1.38	35	25SP-G-035W-P	05512	0.66	15 + 16	200
	1.57	40	25SP-G-040W-P	05513	0.79	19 + 20	200
	1.89	48	25SP-G-048W-P	05514	0.88	24 + 25	200
	1.97	50	25SP-G-050W-P	05515	0.93	26 + 27	200
	2.24	57	25SP-G-057W-P	05516	1.01	30 + 31	200
	2.48	63	25SP-G-063W-P	05517	1.06	33 + 34	200
	2.95	75	25SP-G-075W-P	05518	1.28	39 + 40	200
	3.54	90	25SP-G-090W-P	05519	0.79	46 + 47	100
	3.94	100	25SP-G-100W-P	05520	0.88	54 + 55	100
	4.53	115	25SP-G-115W-P	05521	0.97	61 + 62	100

NOTE: Patch with customer logo available for +10% upcharge (one color only). Minimum order 25 boxes. 8 week lead time.

CORRUGATED PERLON HINGE PINS (PRE-CUT)

PATCH WIDTH	PINS PER PACKAGE	ORDERING NUMBER	ITEM CODE
1.38	35	CP1.4-035-100/BX	04385
1.57	40	CP1.4-040-100/BX	04386
1.89	48	CP1.4-048-100/BX	04387
1.97	50	CP1.4-050-100/BX	04388
2.24	57	CP1.4-057-100/BX	04389
2.48	63	CP1.4-063-100/BX	04390
2.95	75	CP1.4-075-100/BX	04391
3.54	90	CP1.4-090-50/BX	04392
3.94	100	CP1.4-100-50/BX	04393
4.53	115	CP1.4-115-50/BX	04394

#25 SHORT-POINT GALVANIZED ON PATCH LOW TEMPERATURE with Corrugated Perlon Hinge Pins

25SP	PATCH WIDTH		ORDERING NUMBER (BOX)	ITEM CODE	WT. PER BOX LBS.	HOOKS PER STRIP	STRIPS PER BOX
	in.	mm					
	1.38	35	25SP-G-035W-TPU1	05805	0.66	15 + 16	200
	1.57	40	25SP-G-040W-TPU1	05806	0.79	19 + 20	200
	1.89	48	25SP-G-048W-TPU1	05807	0.88	24 + 25	200
	1.97	50	25SP-G-050W-TPU1	05808	0.93	26 + 27	200
	2.24	57	25SP-G-057W-TPU1	05809	1.01	30 + 31	200
	2.48	63	25SP-G-063W-TPU1	05810	1.06	33 + 34	200
	2.95	75	25SP-G-075W-TPU1	05811	1.28	39 + 40	200
	3.54	90	25SP-G-090W-TPU1	05812	0.79	46 + 47	100
	4.53	115	25SP-G-115W-TPU1	05813	0.97	61 + 62	100

NOTE: Patch with customer logo available for +10% upcharge (one color only). Minimum order 25 boxes. 8 week lead time.

#25 SHORT-POINT 316L STAINLESS STEEL ON PATCH with Corrugated Perlon Hinge Pins

25SP	PATCH WIDTH		ORDERING NUMBER (BOX)	ITEM CODE	WT. PER BOX LBS.	HOOKS PER STRIP	STRIPS PER BOX
	in.	mm					
	1.38	35	25SP-SS-035W-P	05522	0.66	15 + 16	200
	1.57	40	25SP-SS-040W-P	05523	0.79	19 + 20	200
	1.89	48	25SP-SS-048W-P	05524	0.88	24 + 25	200
	1.97	50	25SP-SS-050W-P	05525	0.93	26 + 27	200
	2.24	57	25SP-SS-057W-P	05526	1.01	30 + 31	200
	2.48	63	25SP-SS-063W-P	05527	1.06	33 + 34	200
	2.95	75	25SP-SS-075W-P	05528	1.28	39 + 40	200
	3.54	90	25SP-SS-090W-P	05529	0.79	46 + 47	100
	3.94	100	25SP-SS-100W-P	05530	0.88	54 + 55	100
	4.53	115	25SP-SS-115W-P	05531	0.97	61 + 62	100

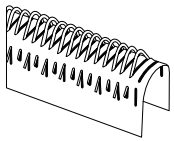
NOTE: Patch with customer logo available for +10% upcharge (one color only). Minimum order 25 boxes. 8 week lead time.

#25 SHORT-POINT 316L STAINLESS STEEL ON PATCH LOW TEMPERATURE with Corrugated Perlon Hinge Pins

25SP	PATCH WIDTH		ORDERING NUMBER (BOX)	ITEM CODE	WT. PER BOX LBS.	HOOKS PER STRIP	STRIPS PER BOX
	in.	mm					
	1.57	40	25SP-SS-040W-TPU1/19+20/100	05817	0.79	19 + 20	200
	1.89	48	25SP-SS-048W-TPU1/24+25/100	05814	0.88	24 + 25	200
	1.97	50	25SP-SS-050W-TPU1/26+27/100	05815	0.93	26 + 27	200
	4.53	115	25SP-SS-115W-TPU1/61+62 H/50	05816	0.97	61 + 62	100

NOTE: Patch with customer logo available for +10% upcharge (one color only). Minimum order 25 boxes. 8 week lead time.

Stock Items (non-shaded) carried in factory inventory.
 Made To Order Items (shaded) have added lead time.
Non-Listed Items are available. Request quote for price and delivery.



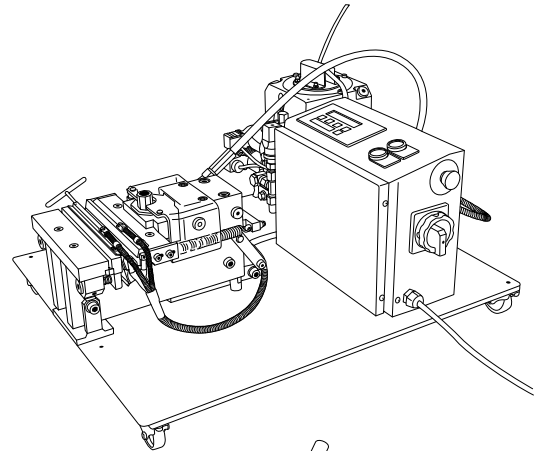
Clipper® Laundry Patch Fasteners

CLIPPER® PRODUCTION LACERS

ARK150-WNP LACER

(Does not include adapter)

ORDERING NUMBER	ITEM CODE	WT. LBS.
115 VOLT; SINGLE PHASE; 60 HZ		
ARK150-WNP-115V1PH-60HZ	05772	370.3



ADAPTER FOR ARK150-WNP LACER

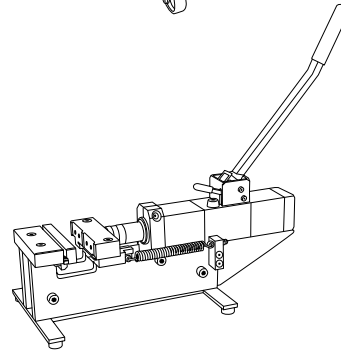
(Includes 1.6 mm gauge pin)

HOOK SIZE	ORDERING NUMBER	ITEM CODE	WT. LBS.
25 PATCH	P150CLPR25SPP115V	04377	4.3
25 PATCH	P150CLPR25SPP230V	04415	4.3

AHP-WNP-HAND PUMP LACER (FORMALLY PRO120)

(Does not include adapter or temperature controller - purchase separately)

ORDERING NUMBER	ITEM CODE	WT. LBS.
AHP120-WNP-HAND	04374	35.1



ADAPTER FOR AHP120-WNP-HAND LACER

(Includes 1.6 mm gauge pin)

HOOK SIZE	ORDERING NUMBER	ITEM CODE	WT. LBS.
25 PATCH	P120CLPR25SPP	04376	4.3

TEMPERATURE CONTROLLER FOR AHP 120-WNP-HAND LACER

ORDERING NUMBER	ITEM CODE	WT. LBS.
PRO-120TC-115V-60HZ	04378	6.0
PRO-120TC-230V1PH-50/60HZ	04953	6.0


CLIPPER BELT CLAMPS

ORDERING NUMBER	ITEM CODE	WT. LBS.
6IN-LAUNDRY-TAPE CLAMP	05858	2.0

□ **Stock Items** (non-shaded) carried in factory inventory.

▨ **Made To Order Items** (shaded) have added lead time.

Non-Listed Items are available.
Request quote for price and delivery.



How Alligator® Staple Fasteners Work

Tailored for light and medium-duty synthetic carcass belting, the Alligator® Staple fastener incorporates high-tensile stainless steel staple attachment alongside an extended plate design. This configuration strategically separates the point of fastener penetration from the belt's flexing line, effectively preventing splice fatigue at the attachment point. Fasteners are supplied in strips with a bridge between each plate, minimizing the risk of individual

components dislodging into the conveyed product. The unified design ensures a robust splice, enhanced resistance to impact damage, and a smooth, ripple-free joint, simplifying hinge pin insertion. Staples are driven through the fastener and belt, maneuvering between carcass fibers without severing them. They are then clinched crosswise to the belt, preventing belt tension from unclenching them

Applications	Installation Method	What You Need for Installation
<ul style="list-style-type: none"> • Package and Parts Handling • Cased Goods • Food • Wood • Agricultural Products 	A portable, lightweight application tool is easily carried to the job for on-site installation. The tool holds belt and fastener while staples are set with a hammer and a staple driver.	<ul style="list-style-type: none"> • Fasteners • Hinge Pin • Installation Tool • Staple Driver • 1 lb. Hammer
How to Specify the Correct Alligator® Staple Fastener	Fastener Metal Selection	Hinge Pin Selection
<ol style="list-style-type: none"> 1. Determine Belt Tension (PIW). 2. Measure your Belt Thickness. 3. Measure the Diameter of the Smallest Pulley in your Drive with Belt Wrap more than 90°. 4. Choose the fastener size that is appropriate for your specifications in the selection chart below. 	<p>Steel. Standard fastener material.</p> <p>Stainless Steel. Type 316 Stainless Steel provides extra resistance to abrasion, magnetic attraction, and corrosion from acids and chemicals.</p> <p>Type 430 Magnetic Stainless Steel (Sizes 62 and 125).</p> <p>MegAlloy®. (Sizes 125 and 187) For superior resistance to wear and abrasion.</p>	<p>NC Nylon Covered Steel Cable - for use with steel fasteners, flat or troughed belts.</p> <p>NCS Nylon Covered Stainless Steel Cable - for applications with stainless fasteners, flat or troughed belts.</p> <p>SP Steel Spring Wire - for use with steel fasteners in abrasive or gritty material applications, flat belts only.</p> <p>SS Stainless Steel Spring Wire - for use with stainless fasteners, flat belts only.</p>

Alligator® Staple Fasteners Selection Chart

Fastener Size	Operating Tension Range		Belt Thickness Range		Min. Pulley Diameter		Approx. Hinge Pin Diameter	
	PIW	kN/m	in.	mm	in.	mm	in. (nylon-steel)	mm (nylon-steel)
RS62	100	17	1/16-1/8	1.5-3.2	2	50	nylon .080, steel .080	nylon 2.0, steel 2.0
RS125	160	28	1/8-3/16	3.2-4.8	3	75	nylon .141, steel .141	nylon 3.6, steel 3.6
RS187	200	35	3/16-1/4	4.8-6.4	4	102	nylon .203, steel .187	nylon 5.2, steel 4.7



Alligator® Staple Fasteners

FASTENERS

CARTON CONTENTS:

- 4 Fastener Sets
- 4 Hinge Pins
- Required Amount of Retaining Washers

STEEL

RS62	BELT WIDTH		ORDERING NUMBER	ITEM CODE	WT. LBS.
	in.	mm			
	WITH NYLON COVERED STEEL CABLE PINS (NC)				
12"	300	RS62J12/300NC	54476	1.3	
16"	400	RS62J16/400NC	54477	1.8	
18"	450	RS62J18/450NC	54478	2.0	
20"	500	RS62J20/500NC	54479	2.2	
24"	600	RS62J24/600NC	54480	2.7	
30"	750	RS62J30/750NC	54481	3.4	
36"	900	RS62J36/900NC	54482	4.0	
42"	1050	RS62J42NC	54485	4.7	
48"	1200	RS62J48NC	54483	5.4	
60"	1500	RS62J60NC	54484	6.7	
72"	1800	RS62J72NC	54769	7.4	

STAINLESS (TYPE 316)

ORDERING NUMBER	ITEM CODE	WT. LBS.
RS62J12/300SP	54486	1.3
RS62J18/450SP	54487	2.0
RS62J20/500SP	54492	2.2
RS62J24/600SP	54488	2.7
RS62J30/750SP	54493	3.4
RS62J36/900SP	54489	4.0
RS62J42SP	54502	4.7
RS62J48SP	54490	5.4
RS62J60SP	54491	6.7
RS62J72SP	54429	7.4

ORDERING NUMBER	ITEM CODE	WT. LBS.
RS62SJ12/300SS	54494	1.3
RS62SJ18/450SS	54495	2.0
RS62SJ20/500SS	54496	2.2
RS62SJ24/600SS	54497	2.7
RS62SJ30/750SS	54498	3.4
RS62SJ36/900SS	54499	4.0
RS62SJ42SS	54503	4.7
RS62SJ48SS	54500	5.4
RS62SJ60SS	54501	6.7

ORDERING NUMBER	ITEM CODE	WT. LBS.
RS62SJ12/300NCS	54505	1.3
RS62SJ18/450NCS	54506	2.0
RS62SJ24/600NCS	54507	2.7
RS62SJ30/750NCS	54504	3.4
RS62SJ36/900NCS	54508	4.0
RS62SJ48NCS	54509	5.4
RS62SJ60NCS	54510	6.7
RS62SJ72NCS	55024	7.4

STEEL

RS125	BELT WIDTH		ORDERING NUMBER	ITEM CODE	WT. LBS.
	in.	mm			
	WITH NYLON COVERED STEEL CABLE PINS (NC)				
4"	100	RS125J4NC*	54513	1.6	
10"	250	RS125J10NC	54514	1.7	
12"	300	RS125J12/300NC	54515	1.9	
14"	350	RS125J14NC	54516	2.3	
16"	400	RS125J16/400NC	54517	2.5	
18"	450	RS125J18/450NC	54518	2.8	
20"	500	RS125J20/500NC	54519	3.2	
24"	600	RS125J24/600NC	54520	3.7	
30"	750	RS125J30/750NC	54521	4.5	
36"	900	RS125J36/900NC	54522	5.5	
42"	1050	RS125J42NC	54523	6.6	
48"	1200	RS125J48NC	54524	7.4	
60"	1500	RS125J60NC	54525	9.3	
72"	1800	RS125J72NC	54573	10.9	

STAINLESS (TYPE 316)

ORDERING NUMBER	ITEM CODE	WT. LBS.
RS125J16/400SP	54528	2.7
RS125J18/450SP	54529	3.0
RS125J20/500SP	54530	3.4
RS125J24/600SP	54531	4.0
RS125J30/750SP	54532	4.9
RS125J36/900SP	54533	6.0
RS125J42SP	54536	7.1
RS125J48SP	54534	7.8
RS125J60SP	54535	10.2
RS125J72SP	54580	11.9

ORDERING NUMBER	ITEM CODE	WT. LBS.
RS125SJ12/300SS	54537	1.9
RS125SJ14SS	54538	2.5
RS125SJ16/400SS	54539	2.8
RS125SJ18/450SS	54540	3.0
RS125SJ20/500SS	54541	3.5
RS125SJ24/600SS	54542	3.9
RS125SJ30/750SS	54543	4.9
RS125SJ36/900SS	54544	5.9
RS125SJ42SS	54547	7.1
RS125SJ48SS	54545	8.0
RS125SJ60SS	54546	10.1
RS125SJ72SS	54460	11.8

ORDERING NUMBER	ITEM CODE	WT. LBS.
RS125SJ10NCS	54549	1.5
RS125SJ12/300NCS	54550	1.9
RS125SJ14NCS	54551	2.3
RS125SJ16/400NCS	54552	2.5
RS125SJ18/450NCS	54553	2.8
RS125SJ20/500NCS	54554	3.3
RS125SJ24/600NCS	54555	3.8
RS125SJ30/750NCS	54556	4.8
RS125SJ36/900NCS	54557	5.5
RS125SJ42NCS	54560	6.3
RS125SJ48NCS	54558	7.6
RS125SJ60NCS	54559	9.4
RS125SJ72NCS	54568	11.0

*10 Sets per Box

STEEL

RS187	BELT WIDTH		ORDERING NUMBER	ITEM CODE	WT. LBS.
	in.	mm			
	WITH NYLON COVERED STEEL CABLE PINS (NC)				
4"	100	RS187J4NC*	54587	2.3	
12"	300	RS187J12/300NC	54588	2.6	
16"	400	RS187J16/400NC	54589	3.7	
18"	450	RS187J18/450NC	54590	4.1	
20"	500	RS187J20/500NC	54591	4.8	
24"	600	RS187J24/600NC	54592	5.5	
30"	750	RS187J30/750NC	54593	6.8	
36"	900	RS187J36/900NC	54594	8.1	
42"	1050	RS187J42NC	54595	9.5	
48"	1200	RS187J48NC	54596	9.9	
60"	1500	RS187J60NC	54597	11.9	
72"	1800	RS187J72NC	54456	13.9	

STAINLESS (TYPE 316)

ORDERING NUMBER	ITEM CODE	WT. LBS.
RS187J18/450SP	54598	4.5
RS187J20/500SP	54599	5.1
RS187J24/600SP	54601	5.9
RS187J30/750SP	54603	7.0
RS187J36/900SP	54604	9.4
RS187J42SP	54605	10.1
RS187J48SP	54602	11.5
RS187J60SP	54586	14.4
RS187J72SP	54426	16.3

ORDERING NUMBER	ITEM CODE	WT. LBS.
RS187SJ12/300SS	54765	3.4
RS187SJ16/400SS	54613	4.0
RS187SJ18/450SS	54606	4.5
RS187SJ20/500SS	54624	5.1
RS187SJ24/600SS	54607	5.9
RS187SJ30/750SS	54608	7.6
RS187SJ36/900SS	54609	8.9
RS187SJ42SS	54610	9.7
RS187SJ48SS	54611	11.8
RS187SJ60SS	54612	13.8
RS187SJ72SS	55059	15.8

ORDERING NUMBER	ITEM CODE	WT. LBS.
RS187SJ12/300NCS	54616	2.8
RS187SJ16/400NCS	54614	3.9
RS187SJ18/450NCS	54615	4.3
RS187SJ20/500NCS	54621	4.9
RS187SJ24/600NCS	54617	5.5
RS187SJ30/750NCS	54618	7.1
RS187SJ36/900NCS	54619	8.4
RS187SJ42NCS	54622	8.9
RS187SJ48NCS	54620	11.3
RS187SJ60NCS	54715	13.3
RS187SJ72NCS	54625	15.3

*10 Sets per Box

MAGNETIC STAINLESS (TYPE 430)

ORDERING NUMBER	ITEM CODE	WT. LBS.
RS62MJ24/600MS	54473	2.7
RS125MJ24/600MS	54566	3.8

NOTE: Plate, Staples, and Hinge Pins are all Magnetic Stainless Steel.

STAPLE LENGTHS


- RS62 = .37" (9.4 mm)
- RS125 = .45" (11.4 mm)
- RS187 = .52" (13.2 mm)

ALLIGATOR STAPLE (BULK PACKAGING)

FASTENER SIZE	COMMON BELT WIDTHS AVAILABLE	STANDARD NUMBER OF SETS AVAILABLE
62 (Steel and Stainless)	36", 48", 60", 72"	TBD based on belt width
125 (Steel and Stainless) 72" available in Magnetic Stainless	12", 24", 18", 30", 36", 48", 60", 72"	55 sets (110 strips)
187 (Steel and Stainless)	16", 24", 18", 30", 36", 48", 60", 72"	36 sets (72 strips)

NOTE: Other widths may be available upon request.

Alligator® Staple Fasteners



HINGE PINS (EXTRA)



COILS

PACKAGES OF 10 PINS


	COILS					PACKAGES OF 10 PINS										
	COIL LENGTH	ORDERING NUMBER	ITEM CODE	WT. LBS.	ORDERING NUMBER	ITEM CODE	WT. LBS.	BELT WIDTH	ORDERING NUMBER	ITEM CODE	WT. LBS.	ORDERING NUMBER	ITEM CODE	WT. LBS.		
For 62	Foot		NC62 NYLON COVERED STEEL CABLE		NCS62 NYLON COVERED STAINLESS CABLE			SP62 STEEL SPRING WIRE PINS		SS62 300 SERIES STAINLESS SPRING WIRE PINS						
		M						in.								
	10'	3	NC62-X	54002	0.1	NCS62-X	54005	0.1	12"	300	SP62-12/300	54111	0.2	SS62-12/300	54148	0.2
	100'	30	NC62-C	54003	1.0	NCS62-C	54006	1.0	16"	400	SP62-16/400	54112	0.3	SS62-16/400	54149	0.3
									18"	450	SP62-18/450	54113	0.3	SS62-18/450	54150	0.3
									20"	500	SP62-20	54114	0.3	SS62-20	54151	0.3
									24"	600	SP62-24/600	54115	0.4	SS62-24/600	54152	0.4
									30"	750	SP62-30/750	54116	0.5	SS62-30/750	54153	0.5
									36"	900	SP62-36/900	54117	0.6	SS62-36/900	54154	0.6
									42"	1050	SP62-42	54118	0.7	SS62-42	54155	0.7
								48"	1200	SP62-48	54119	0.8	SS62-48	54156	0.8	
								54"	1350	SP62-54	54120	1.0	SS62-54	54157	1.0	
								60"	1500	SP62-60	54121	1.0	SS62-60	54158	1.0	
								72"	1800	SP62-72	54123	1.1	SS62-72	54164	1.1	
NC AND NCS PIN MATERIAL IS OFFERED IN 10 FOOT (3 METER) COILS ("X") OR 100 FOOT (30 METER) REELS ("C").																
For 125			NC1 NYLON COVERED STEEL CABLE		NCS1 NYLON COVERED STAINLESS CABLE			SP1 STEEL SPRING WIRE PINS		SS1 300 SERIES STAINLESS SPRING WIRE PINS						
	10'	3	NC1-X	50661	0.2	NCS1-X	50665	0.2	16"	400	SP1-16/400	50173	0.6	SS1-16/400	50413	0.6
	100'	30	NC1-C	50662	1.7	NCS1-C	50666	1.7	18"	450	SP1-18/450	50174	0.7	SS1-18/450	50414	0.7
									20"	500	SP1-20	50175	0.8	SS1-20	50415	0.8
									24"	600	SP1-24/600	50176	1.0	SS1-24/600	50416	1.0
									30"	750	SP1-30/750	50178	1.2	SS1-30/750	50418	1.2
									36"	900	SP1-36/900	50179	1.4	SS1-36/900	50419	1.4
									42"	1050	SP1-42	50180	1.7	SS1-42	50420	1.7
									48"	1200	SP1-48	50181	1.9	SS1-48	50421	1.9
								60"	1500	SP1-60	50183	2.4	SS1-60	50423	2.4	
								72"	1800	SP1-72	50165	2.8	SS1-72	50429	2.8	
For 187			NC187 NYLON COVERED STEEL CABLE		NCS187 NYLON COVERED STAINLESS CABLE			SP2 STEEL SPRING WIRE PINS		SS2 300 SERIES STAINLESS SPRING WIRE PINS						
	10'	3	NC187-X	50669	0.2	NCS187-X	50673	0.2	18"	450	SP2-18/450	50426	1.3	SS2-18/450	50439	1.3
	100'	30	NC187-C	50670	4.8	NCS187-C	50674	4.8	20"	500	SP2-20	50427	1.4	SS2-20	50440	1.4
									24"	600	SP2-24/600	50428	1.7	SS2-24/600	50441	1.7
									30"	750	SP2-30/750	50430	2.1	SS2-30/750	50443	2.1
									36"	900	SP2-36/900	50431	2.5	SS2-36/900	50444	2.5
									42"	1050	SP2-42	50432	2.9	SS2-42	50445	2.9
									48"	1200	SP2-48	50433	3.4	SS2-48	50446	3.4
									60"	1500	SP2-60	50435	4.2	SS2-60	50448	4.2
								72"	1800	SP2-72	50477	5.0	SS2-72	50437	5.0	

COMPLETE TOOL KITS

Each kit includes an Installation Tool, Staple Setting Plate, Belt Skiver, Belt Nippers, and a 1 lb. Hammer. Packaged in a durable plastic tool box.

DESCRIPTION	ORDERING NUMBER	ITEM CODE	WT. LBS.
6" Installation Kit	RSTK4-6	54634	20.5
12" Installation Kit	RSTK4-12	54635	27.7
Extra Tool Box	TOOL BOX STK	50009	5.4

- Stock Items** (non-shaded) carried in factory inventory.
- Made To Order Items** (shaded) allow one week for production. In most cases, the next standard stock item can be adapted to meet your requirements.
- Non-Listed Items** are available. Request quote for price and delivery.



INTRODUCTORY KIT


Each kit includes: 1 RSC187-4 Application Tool, four Joints, RS125-18 Staple Fasteners, and six feet Nylon-covered Hinge Pin (NC) material.

ORDERING NUMBER	ITEM CODE	WT. LBS.
RSAS-1	54633	7.5



Alligator® Staple Fasteners

INSTALLATION TOOLS




ALLIGATOR® RSC187

(For sizes no. 62, No. 125, and no. 187)

Includes Staple Driver

ORDERING NUMBER	ITEM CODE	WT. LBS.
RSC187	54626	1.3
RSC187-4	54627	4.0
RSC187-6	54628	5.6
RSC187-12	54629	12.8
RSC187-18	54713	15.8
RSC187-24	54631	20.0
RSC187-30	54714	25.5
RSC187-36	54632	30.0
RSC187-48	54636	41.7



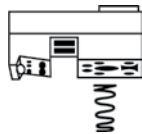
ALLIGATOR® GOLD CLASS INSTALLATION TOOL

ORDERING NUMBER	ITEM CODE	WT. LBS.
RS-GOLD-INITIAL-6 DRIVE BASE	54626	1.3
RS-GOLD-FINAL-6 DRIVE BASE	54627	4.2
RS-GOLD-INITIAL-24 DRIVE BASE	54628	6.4
RS-GOLD-FINAL-24 DRIVE BASE	54629	11.6
RS-GOLD-INITIAL-36 DRIVE BASE	54713	15.8
RS-GOLD-FINAL-36 DRIVE BASE	54631	21.2
RS-GOLD-INITIAL-48 DRIVE BASE	54714	25.5
RS-GOLD-FINAL-48 DRIVE BASE	54632	29.9

STAPLE GUIDE BLOCK

(Includes Cam Lever Spring)

ORDERING NUMBER	ITEM CODE	WT. LBS.
ST5-5	50016	.2



ALLIGATOR® QUAD STAPLE DRIVER

(DRIVES FOUR STAPLES AT ONE TIME)

ORDERING NUMBER	ITEM CODE	WT. LBS.
ST6-9	50201	.5

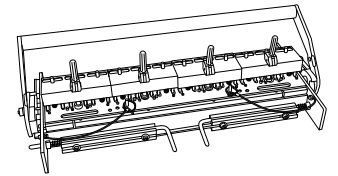


HINGE PIN RETAINING WASHERS-316SS

FOR FASTENER NUMBER	ORDERING NUMBER	ITEM CODE	OUTSIDE DIAMETER	INSIDE DIAMETER	WT. LBS.
62	62-RET-50	54030	1/4"	.10	.1
125	125-RET-50	50053	5/16"	.16	.1
187	187-RET-50	50075	3/8"	.22	.1



ALLIGATOR® GOLD CLASS PLUS INSTALLATION TOOL



DESCRIPTION	ORDERING NUMBER	ITEM CODE	WT. LBS.
24" Alligator Gold Class Plus Installation Tool	RS-GOLD-DA	55590	63.0
48" Alligator Gold Class Plus Installation Tool	RS-GOLD-DA-48	112899	100.0

REPLACEMENT PARTS

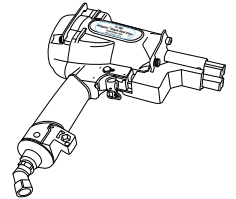
Guide Block	ST7-5	55554	8.4
Cam Lever	ST8-CAM	55592	0.1

TOOL REPAIR

Gold Class Plus Tool Repair	55590RPR	N/A	
-----------------------------	----------	-----	--

NOTE: Contact Customer Experience to request a tool repair. Additional charges may apply depending on the extent of the repair. Flexco Customer Experience will advise prior to any work.

ALLIGATOR® GOLD CLASS POWER DRIVER



DESCRIPTION	ORDERING NUMBER	ITEM CODE	WT. LBS.
Power Driver	RS-GOLD-DRIVER	55541	14.0

TOOL REPAIR


Gold Class Driver Tool Repair	55541RPR		
-------------------------------	----------	--	--

NOTE: Contact Customer Experience to request a tool repair. Additional charges may apply depending on the extent of the repair. Flexco Customer Experience will advise prior to any work.

HINGE PIN BENDER

(For use with spring wire pins)

ORDERING NUMBER	ITEM CODE	WT. LBS.
PB1	50077	.4




STAPLE SETTING PLATE

ORDERING NUMBER	ITEM CODE	WT. LBS.
ST-28	50249	5.0



12" x 3"

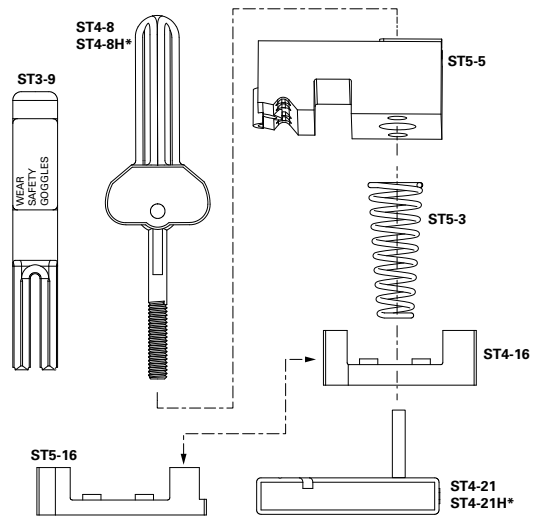


REPLACEMENT PARTS

FOR RSC187

DESCRIPTION	ORDERING NUMBER	ITEM CODE	WT. LBS.
Cam Lever Spring	ST5-3	50015	.1
Staple Driver	ST3-9	50200	.3
Mounting Bolt	ST3-13	50226	.1
Cam Locating Pin	ST3-14	50227	.1
Clamp Bar*	ST3-15-6	50231	.1
Anvil with Dowel Pins (Short)*	ST4-21	50238	.7
Anvil with Dowel Pins (Long)*	ST4-21H	50239	.7
ReadySet Staple Guide Block for RSC187 (yellow)	ST5-5	50016	.2
Cam Lever Assembly (Short)	ST4-8	50243	.1
Cam Lever Assembly (Long)*	ST4-8H	50244	.1
Comb 125/187 (Green)	ST4-16	50248	.3
Comb 62/125 (Yellow)	ST5-16	54010	.3

*ST3-15-6 Clamp Bar, ST4-21H Anvil with Dowel Pins (Long) and ST4-8H Cam Lever Assembly (Long) are for multiple stage C187 tools that are six (6) inches or longer. For single stage C187 tools, order ST4-21 Anvil with Dowel Pins (Short) and the ST4-8 Cam Lever Assembly (Short).



MEGALLOY® STAPLE FASTENERS

MEGALLOY® FASTENERS

(Includes 16-6" fastener strips with staples. Hinge pins not included)

ORDERING NUMBER	ITEM CODE	WT. LBS.
125MA	50270	1.9
187MA	50272	2.6

INSTALLATION TOOLS STAPLE DISPENSER

ORDERING NUMBER	ITEM CODE	WT. LBS.	FOR SIZE
C150	50025	1.3	125 & 187

EXTRA STAPLES FOR MEGALLOY® FASTENERS

FOR FASTENER NUMBER	ORDERING NUMBER	ITEM CODE	BOX QTY.	WT. LBS.
125	S125	50144	990	.9
187	S187	50146	990	1.0

REPLACEMENT PARTS FOR ALLIGATOR® C187 INSTALLATION TOOL

DESCRIPTION	ORDERING NUMBER	ITEM CODE	WT. LBS.
Cam Lever Spring	ST3-3	50188	.1
Staple Guide Block -Green*	ST4-5	50240	.2

*For MegAlloy® only

NOTE: When ordering MegAlloy® Fasteners or bulk ordering lacing with special staple lengths, you must use a green guide block (ST4-5, #50240) with your installation tool. When using loose staples you can order a staple dispenser to speed your installation of this product.

- Stock Items** (non-shaded) carried in factory inventory.
- Made To Order Items** (shaded) allow one week for production. In most cases, the next standard stock item can be adapted to meet your requirements.
- Non-Listed Items** are available. Request quote for price and delivery.



How Alligator® Lacing Works

The Hammer applied Alligator® Lacing employs teeth designed to maintain the integrity of the longitudinal carcass fibers when driven parallel to the belt's length.

The snug fit of the connecting bar offers a robust, vise-like grip on the belt, evenly distributing tension across its entire width.

Additionally, the one-piece fastener strip eliminates the risk of loose parts entering the conveyed product. Furthermore, the flat splice achieved with a continuous strip of lacing facilitates hinge pin insertion.

Applications	Installation Method	What You Need for Installation
<ul style="list-style-type: none"> • Manufacturing Assembly Lines • Food, Package, and Parts Handling • Checkout Counters • Agricultural Equipment 	Requires only a hammer; no special tools needed. Unique, patented clips and round gauge rod act as an "extra" pair of hands.	<ul style="list-style-type: none"> • Fasteners • Hinge Pin • Hammer
How to Specify the Correct Alligator® Lacing	Fastener Metal Selection	Hinge Pin Selection
<ol style="list-style-type: none"> 1. Determine Belt Tension (PIW). 2. Measure your Belt Thickness. 3. Measure the Diameter of the Smallest Pulley in your Drive with Belt Wrap more than 90°. 4. Choose the fastener size that is appropriate for your specifications in the selection chart below. 	<p>Steel. Standard fastener material.</p> <p>Stainless Steel. Type 316 Stainless Steel</p>	<p>H Steel Corrugated - for all sizes of Alligator belt lacing.</p> <p>SH Stainless Steel Corrugated - for all sizes of Alligator belt lacing.</p> <p>RH Rocker Hinge Pin - for transmission belt lacing, two-piece pin to reduce friction and wear on loops and lacing.</p> <p>NC Nylon Covered Steel Cable - for easier hinge pin insertion.</p> <p>NCS Nylon Covered Stainless Cable - for greater corrosion resistance.</p>

Alligator® Lacing Selection Chart

Lacing Size	For Belts With Mechanical Fastener Ratings Up To:		Belt Thickness Range		Recommended Min. Pulley Diameter		Approx. Corrugated Hinge Pin Diameter	
	PIW	kN/m	in.	mm	in.	mm	in.	mm
00	25	4.3	Up thru 1/16	Up thru 1.6	1	25	3/64	1.2
1	45	7.8	1/16-3/32	1.6-2.4	1-1/2	38	1/16	1.6
7	50	8.7	3/32-9/64	2.4-3.6	2	51	1/16	1.6
15	65	11.4	1/8-5/32	3.2-4.0	2-1/2	64	3/32	2.4
20	95	16.6	5/32-3/16	4.0-4.8	3	76	7/64	2.8
25	100	17.5	3/16-7/32	4.8-5.6	4	102	1/8	3.2
27	100	17.5	7/32-9/32	5.6-7.1	5	127	1/8	3.2
35	150	26.0	9/32-5/16	7.1-7.9	7	178	9/64	3.6
45	165	28.0	5/16-3/8	7.9-9.5	9	229	3/16	4.8
55	175	30.0	3/8-7/16	9.5-11.1	12	305	13/64	5.2
65	200	35.0	7/16-1/2	11.1-12.7	14	356	13/64	5.2

Alligator[®] Conveyor Belt Lacing



FASTENERS

STEEL LACING WITH STEEL CORRUGATED HINGE PIN

BELT WIDTH		ORDERING NUMBER	ITEM CODE	WT. LBS.	ORDERING NUMBER	ITEM CODE	WT. LBS.	ORDERING NUMBER	ITEM CODE	WT. LBS.	ORDERING NUMBER	ITEM CODE	WT. LBS.	ORDERING NUMBER	ITEM CODE	WT. LBS.
in.	mm	00			1A			1B			7			15		
12"	300	00-12	10050	.2	1A-12	10070	.5	Note: Size 1A and 1B Alligator lacing has been modified to allow for complete interchangeability. For machine applied lacing, order the corresponding 1A size.	7-12	10090	.7	15-12	10482	1.0		
14"	350	00-14	10051	.5	1A-14	10071	.7		7-14	10091	.9	15-14	10110	1.2		
16"	400	00-16	10052	.5	1A-16	10072	.8		7-16	10092	1.0	15-16	10111	1.4		
18"	450	00-18	10053	.5	1A-18	10073	.8		7-18	10093	1.1	15-18	10112	1.5		
20"	500	00-20	10054	.6	1A-20	10074	1.0		7-20	10094	1.2	15-20	10113	1.6		
22"	550	00-22	10055	.6	1A-22	10075	1.0		7-22	10095	1.3	15-22	10114	1.8		
24"	600	00-24	10056	.7	1A-24	10076	1.1		7-24	10096	1.4	15-24	10115	2.0		
26"	650								7-26	10097	1.5	15-26	10116	2.2		
28"	700								7-28	10098	1.6	15-28	10117	2.3		
30"	750	00-30	10059	.9	1A-30	10079	1.3		7-30	10099	1.7	15-30	10118	2.4		
32"	800								7-32	10100	1.9	15-32	10119	2.6		
36"	900	00-36	10061	1.0	1A-36	10081	1.6		7-36	10101	2.0	15-36	10120	2.7		
42"	1050	00-42	10062	1.2	1A-42	10082	2.0	7-42	10102	2.2	15-42	10121	3.4			
48"	1200	00-48	10063	1.3	1A-48	10083	2.0	7-48	10103	2.7	15-48	10122	3.8			
60"	1500	00-60	10065	1.7	1A-60	10085	2.7	7-60	10105	3.4	15-60	10124	4.8			
20					25			27			35			45		
12"	300	20-12	10483	1.3	25-12	10484	1.5	27-12	10485	1.7	35-12	10486	2.8	45-12	10487	3.4
14"	350	20-14	10130	1.6	25-14	10150	1.6	27-14	10165	2.1	35-14	10180	3.3	45-14	10196	4.0
16"	400	20-16	10131	1.8	25-16	10151	1.9	27-16	10166	2.3	35-16	10181	3.7	45-16	10197	4.6
18"	450	20-18	10132	2.0	25-18	10152	2.2	27-18	10167	2.6	35-18	10182	4.1	45-18	10198	5.1
20"	500	20-20	10133	2.2	25-20	10153	2.4	27-20	10168	3.0	35-20	10183	4.6	45-20	10199	5.6
22"	550	20-22	10134	2.3	25-22	10154	2.7	27-22	10169	3.1						
24"	600	20-24	10135	2.5	25-24	10155	2.9	27-24	10170	3.4	35-24	10185	5.5	45-24	10201	6.8
26"	650				25-26	10156	3.1	27-26	10171	3.8						
28"	700	20-28	10137	3.0	25-28	10157	3.5	27-28	10172	3.9						
30"	750	20-30	10138	3.2	25-30	10158	3.6	27-30	10173	4.2	35-30	10188	6.8	45-30	10204	8.5
32"	800	20-32	10139	3.4				27-32	10174	4.7						
36"	900	20-36	10140	3.8	25-36	10160	4.3	27-36	10175	5.0	35-36	10190	8.2	45-36	10206	10.1
42"	1050	20-42	10141	4.6	25-42	10161	5.1	27-42	10176	5.9	35-42	10191	9.6	45-42	10207	11.8
48"	1200	20-48	10142	5.0	25-48	10162	5.7	27-48	10177	6.6	35-48	10192	11.0	45-48	10208	13.4
54"	1350	20-54	10143	5.4	25-54	10163	6.5									
60"	1500	20-60	10144	6.3	25-60	10164	7.1	27-60	10179	8.2	35-60	10194	13.6	45-60	10210	16.8
55					65											
12"	300	55-12	10488	4.8	65-12	10489	5.7									
14"	350															
16"	400															
18"	450	55-18	10214	7.2	65-18	10232	8.8									
20"	500	55-20	10215	7.9												
24"	600	55-24	10217	9.6	65-24	10235	11.5									
30"	750	55-30	10220	11.8	65-30	10238	14.6									
36"	900	55-36	10222	14.0	65-36	10240	17.3									
42"	1050	55-42	10223	16.6												
48"	1200	55-48	10224	19.2	65-48	10242	23.0									
60"	1500				65-60	10244	28.8									

NOTE: Any lengths over 60" are sold by the set.

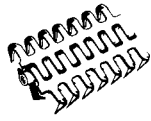
- Stock Items (non-shaded) carried in factory inventory.
- Made To Order Items (shaded) have added lead time.

Non-Listed Items are available.
Request quote for price and delivery.

ALLIGATOR[®] LACING

CARTON CONTENTS:

- 4 Sets Lacing
- 4 Hinge Pins
- 1 Gauge Pin
- Required number of clips



Alligator® Conveyor Belt Lacing

FASTENERS

316 STAINLESS LACING WITH 300 SERIES STAINLESS CORRUGATED HINGE PINS

BELT WIDTH		ORDERING NUMBER	ITEM CODE	WT. LBS.	ORDERING NUMBER	ITEM CODE	WT. LBS.	ORDERING NUMBER	ITEM CODE	WT. LBS.	ORDERING NUMBER	ITEM CODE	WT. LBS.	ORDERING NUMBER	ITEM CODE	WT. LBS.
in.	mm	00S			1S			1BS			7S			15S		
12"	300	00S-12	10528	.2	1S-12	10545	.5	Note: Size 1S and 1BS Alligator lacing has been modified to allow for complete interchangeability. For machine applied lacing, order the corresponding 1S size.	7S-12	10562	.7	15S-12	10491	1.1		
14"	350	00S-14	10529	.5	1S-14	10546	.5		7S-14	10563	.9	15S-14	10579	1.1		
16"	400	00S-16	10530	.4	1S-16	10547	.8		7S-16	10564	1.0	15S-16	10580	1.4		
18"	450	00S-18	10531	.5	1S-18	10548	.9		7S-18	10565	1.1	15S-18	10581	1.5		
20"	500	00S-20	10532	.7	1S-20	10549	1.0		7S-20	10566	1.2	15S-20	10582	1.7		
24"	600	00S-24	10534	.7	1S-24	10551	1.1		7S-24	10568	1.4	15S-24	10584	2.0		
28"	700								7S-28	10570	1.6	15S-28	10586	2.1		
30"	750	00S-30	10537	.8	1S-30	10554	1.4		7S-30	10571	1.8	15S-30	10587	2.5		
36"	900	00S-36	10539	1.0	1S-36	10556	1.7		7S-36	10573	2.1	15S-36	10589	2.9		
42"	1050	00S-42	10540	1.0	1S-42	10557	2.0		7S-42	10574	2.5	15S-42	10590	3.5		
48"	1200	00S-48	10541	1.4	1S-48	10558	2.1		7S-48	10575	2.7	15S-48	10591	3.9		
54"	1350				1S-54	10559	3.1									
60"	1500	00S-60	10543	1.7	1S-60	10560	2.8	7S-60	10577	3.7	15S-60	10593	4.8			
		20S			25S			27S			35S			45S		
12"	300	20S-12	10492	1.4	25S-12	10493	1.5	27S-12	10494	1.8	35S-12	10495	2.9	45S-12	10496	3.4
14"	350	20S-14	10595	1.6	25S-14	10611	1.8	27S-14	10627	2.1	35S-14	10643	3.4			
16"	400	20S-16	10596	1.8	25S-16	10612	2.0	27S-16	10628	2.4	35S-16	10644	3.9			
18"	450	20S-18	10597	2.0	25S-18	10613	2.2	27S-18	10629	2.7	35S-18	10645	4.2	45S-18	10661	5.2
20"	500	20S-20	10598	2.2	25S-20	10614	2.5	27S-20	10630	3.0	35S-20	10646	4.7	45S-20	10662	5.5
24"	600	20S-24	10600	2.6	25S-24	10616	3.0	27S-24	10632	3.1	35S-24	10648	5.6	45S-24	10664	7.0
30"	750	20S-30	10603	3.3	25S-30	10619	3.7	27S-30	10635	4.5	35S-30	10651	7.0	45S-30	10667	8.2
36"	900	20S-36	10605	3.9	25S-36	10621	4.5	27S-36	10637	5.3	35S-36	10653	8.4	45S-36	10669	10.4
42"	1050				25S-42	10622	4.9	27S-42	10638	6.2	35S-42	10654	10.2	45S-42	10670	11.9
48"	1200	20S-48	10607	5.2	25S-48	10623	5.8	27S-48	10639	7.1	35S-48	10655	11.1			
60"	1500	20S-60	10609	6.6	25S-60	10625	7.4	27S-60	10641	8.7	35S-60	10657	14.0			
		55S														
18"	450	55S-18	10677	7.3												
24"	600	55S-24	10680	9.7												
30"	750	55S-30	10683	12.0												
36"	900	55S-36	10685	16.8												
48"	1200	55S-48	10687	19.2												

Stock Items (non-shaded) carried in factory inventory.
 Made To Order Items (shaded) allow one week for production.
 In most cases, the next standard stock item can be adapted to meet your requirements.
Non-Listed Items are available.
 Request quote for price and delivery.

Alligator® Conveyor Belt Lacing



EXTRA HINGE PINS



STEEL (H) CORRUGATED HINGE PINS – PACKAGES OF 10 PINS

BELT WIDTH		ORDERING NUMBER	ITEM CODE	WT. LBS.	ORDERING NUMBER	ITEM CODE	WT. LBS.	ORDERING NUMBER	ITEM CODE	WT. LBS.	ORDERING NUMBER	ITEM CODE	WT. LBS.
in.	mm	For 00			For 1 or 7			For 15			For 20		
6	150	00H6	10030	.1	1&7H6	10031	.1	15H12	10033	.2	20H12	10034	.3
12	300	00H12	11075	.1	1&7H12	11092	.1	15H18	11126	.4	20H18	11142	.4
18	450	00H18	11078	.1	1&7H18	11095	.2	15H24	11129	.5	20H24	11145	.6
24	600	00H24	11081	.1	1&7H24	11098	.2	15H30	11132	.6	20H30	11148	.7
30	750	00H30	11084	.2	1&7H30	11101	.3	15H36	11134	.8	20H36	11150	.9
36	900	00H36	11086	.2	1&7H36	11103	.3	15H48	11136	1.1	20H48	11152	1.2
48	1200	00H48	11088	.2	1&7H48	11105	.5	15H60	11138	1.2	20H60	11154	1.5
60	1500	00H60	11090	.3	1&7H60	11107	.5						
		For 25 or 27			For 35			For 45			For 55 or 65		
12	300	25&27H12	10035	.4	35H12	10037	.6	45H12	10038	.9			
18	450	25&27H18	11157	.7	35H18	11187	1.0						
24	600	25&27H24	11160	.8	35H24	11190	1.3	45H24	11205	1.7	55&65H24	11220	2.8
30	750	25&27H30	11163	1.1	35H30	11193	1.5						
36	900	25&27H36	11165	1.2	35H36	11195	1.8	45H36	11210	2.6	55&65H36	11225	4.3
48	1200	25&27H48	11167	1.8	35H48	11197	2.5	45H48	11212	3.8	55&65H48	11227	5.6
60	1500	25&27H60	11169	2.4	35H60	11199	3.2	45H60	11214	4.4	55&65H60	11229	7.4

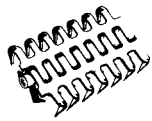
STAINLESS (SH) CORRUGATED HINGE PINS – 300 SERIES – PACKAGES OF 10 PINS

BELT WIDTH		ORDERING NUMBER	ITEM CODE	WT. LBS.	ORDERING NUMBER	ITEM CODE	WT. LBS.	ORDERING NUMBER	ITEM CODE	WT. LBS.	ORDERING NUMBER	ITEM CODE	WT. LBS.
in.	mm	For 00			For 1 or 7			For 15			For 20		
12	300				1&7SH12	11846	.1	15SH18	11878	.4			
18	450				1&7SH18	11849	.2	15SH24	11881	.5	20SH24	11906	.5
24	600	00SH24	11831	.1	1&7SH24	11852	.2	15SH30	11884	.7	20SH30	11909	.7
30	750				1&7SH30	11855	.3	15SH36	11886	.8	20SH36	11911	.9
36	900	00SH36	11836	.2	1&7SH36	11857	.4	15SH48	11888	.9	20SH48	11913	1.2
48	1200	00SH48	11838	.2	1&7SH48	11859	.4	15SH60	11890	1.0			
60	1500	00SH60	11840	.3	1&7SH60	11861	.5						
		For 25 or 27			For 35			For 45			For 55 or 65		
12	300	25&27SH12	11925	.4	35SH12	11950	.7						
18	450	25&27SH18	11928	.7									
24	600	25&27SH24	11931	.9	35SH24	11956	1.2				55&65SH24	11998	2.8
30	750	25&27SH30	11934	1.2									
36	900	25&27SH36	11936	1.4	35SH36	11961	2.0	45SH36	11982	2.8			
48	1200	25&27SH48	11938	1.7	35SH48	11963	2.6	45SH48	11984	4.3			
60	1500	25&27SH60	11940	2.0									

EXTRA CLIPS

6 CLIPS PER PACKAGE

FASTENER SIZE	ORDERING NUMBER	ITEM CODE	WT. LBS.
1, 7	1 & 7 CLIP	13256	.03
15, 20	15 & 20 CLIP	13250	.03
25, 27	25 & 27 CLIP	13252	.04
35	35 CLIP	13253	.04
45	45 CLIP	13254	.04



Alligator® Transmission Belt Lacing

FASTENERS

STRIP LENGTH		ORDERING NUMBER	ITEM CODE	SETS/ BOX	WT. LBS.
STEEL					
6"	150	00	10000	6	.2
6"	150	1A	10001	6	.3
6"	150	7	10002	6	.5
12"	300	15	10003	4	.9
12"	300	20	10004	4	1.2
12"	300	25D	10005	4	1.4
12"	300	27K	10008	4	1.7
12"	300	35N	10011	4	2.7
12"	300	45U	10012	4	3.3
12"	300	55W	10013	4	4.7
12"	300	65X	10014	4	5.8

ORDERING NUMBER	ITEM CODE	SETS/ BOX	WT. LBS.
STAINLESS (TYPE 316)			
00S	10512	6	.2
1AS	10513	6	.3
7S-TRANS	10514	6	.5
15S	10515	4	.9
20S	10516	4	1.2
25DS	10517	4	1.5
27KS	10519	4	1.8
35NS	10521	4	2.8
45US	10522	4	3.4
55WS	10523	4	5.0

ECONOMY PACKAGES – 12" STRIPS

ORDERING NUMBER	ITEM CODE	SETS/ BOX	WT. LBS.
STEEL LACING (WITH PINS)			
15E	10020	10	3.2
20E	10021	10	4.2
25E	10022	10	4.8
27E	10023	10	5.8
35E	10024	10	8.3

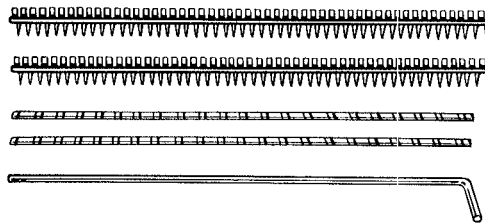
TRANSMISSION BELT LACING

CARTON CONTENTS:

Fastener Sets as indicated above:
 Sizes #00, 1 and 7 are 6" strips.
 Sizes #15 through 65 are 12" strips.

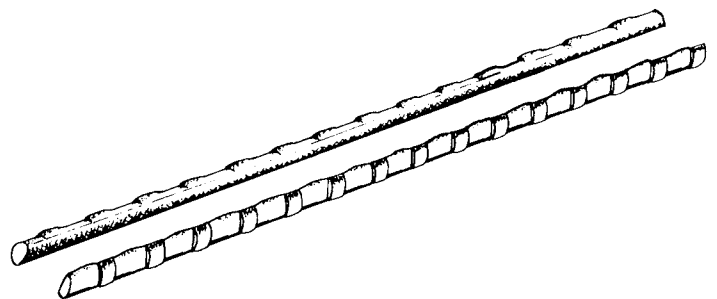
Rocker Hinge Pins (Sizes 00, 1A, 7, 00S, 1AS and 7S come with Corrugated Hinge Pins.)

1 Gauge Pin



ROCKER HINGE PINS (EXTRA-20/PACKAGE) FOR TRANSMISSION BELT LACING


ORDERING NUMBER	ITEM CODE	ORDERING NUMBER	ITEM CODE	WT. LBS.
STEEL (RH)		STAINLESS (SRH)		
15RH12	12375			.3
20RH12	12376	20SRH12	12388	.3
		25SRH12	12389	.4
27RH12	12378			.5
35RH12	12379			.6
45RH12	12380			.8
55&65RH12	12381			1.3



Stock Items (non-shaded) carried in factory inventory.

Made To Order Items (shaded) allow one week for production. In most cases, the next standard stock item can be adapted to meet your requirements.

Non-Listed Items are available. Request quote for price and delivery.



How Alligator® Rivet Fasteners Work

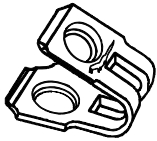
The Alligator® Rivet Fastener system incorporates Flexco's self-setting rivet technology initially developed for the underground mining sector. These patented rivets operate seamlessly between carcass fibers without severing them, preserving the integrity of the entire belt carcass. Crafted from durable, abrasion-resistant stainless steel, both the fasteners and rivets ensure longevity.

Thanks to their self-setting nature, fasteners can be swiftly installed from the top side of the belt. Rivets are driven through the fastener plates and the belt, maneuvering between the carcass fibers. Each pilot nail features a specially-shaped head that, in combination with the application tool's anvil plate, effectively sets the rivets in place."

Applications	Installation Method	What You Need for Installation
Hay Baling	Fasteners are installed in one simple procedure with self-setting rivets, using a portable fixture and hammer.	<ul style="list-style-type: none"> • Fasteners • Rivets • Hinge Pin • Installation Tool • 1 lb. Hammer
How to Specify the Correct Alligator® Rivet Fastener	Fastener Metal Selection	Hinge Pin Selection
Fits most round hay balers. Contact Customer Service for more information.	Stainless Steel. Type 300 Series Stainless Steel.	Steel Corrugated - the standard metal pin. Corrugations retain pin within the splice. Stainless Steel Spring Wire - resists wear and corrosion.

Alligator® Rivet Fastener Selection Chart

Operating Tension Range		Belt Thickness Range		Pulley Diameter		Approx. Hinge Pin Diameter	
PIW	kN/m	in.	mm	in.	mm	in.	mm
300	52	13/64-15/64	5.1-6.0	3-1/2	88	.140	3.6



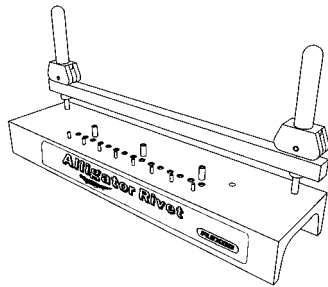
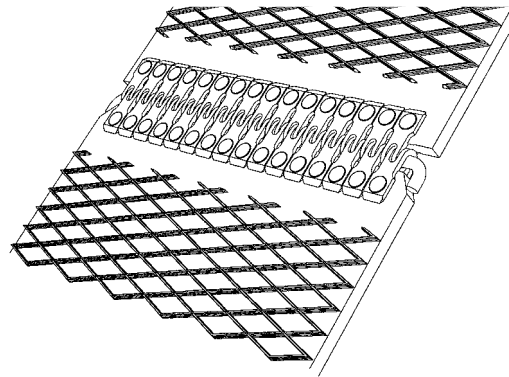
Alligator[®] Rivet Fasteners

FASTENERS

(300 SERIES STAINLESS PLATES)

BELT WIDTH		ORDERING NUMBER	ITEM CODE	UNIT OF MEASURE*
in.	mm	WITH STEEL CORRUGATED HEAT-TREATED HINGE PINS		
4	100	ARJ4/100	15000	Package
6	150	ARJ6/150	14983	Package
6.8	173	ARJ6.8/173	14979	Package
7	175	ARJ7/175	15001	Package
10	250	ARJ10/250	15002	Package
14	350	ARJ14/350	15003	Package
WITH 300 SERIES STAINLESS SPRING WIRE HINGE PINS				
6	150	ARJ6/150SSI	14995	Package

NOTE: Each package includes fasteners, rivets and hinge pins for 2 complete splices.
*Minimum 10 pack order quantity.



HAND APPLICATOR TOOL

DESCRIPTION	ORDERING NUMBER	ITEM CODE	WT. LBS.
7" (175 mm) Installation Tool	ART-7	15004	6.9
14" (350 mm) Installation Tool	ART-14	15005	10.1



MULTIPLE RIVET INSTALLATION TOOL

Includes tool with guide block, pneumatic punch and hand punch

DESCRIPTION	ORDERING NUMBER	ITEM CODE	WT. LBS.
7" (175 mm) Installation Kit	MART-7	15025	9.1
14" (350 mm) Installation Kit	MART-14	15026	12.4
REPLACEMENT PARTS			
Pneumatic Punch	AR1P	15027	.2

NOTE: When using the pneumatic punch, air pressure not to exceed 85 psi.

LOW PROFILE FASTENERS

(300 SERIES STAINLESS PLATES)

BELT WIDTH		ORDERING NUMBER	ITEM CODE	UNIT OF MEASURE
in.	mm	WITH STEEL CORRUGATED HEAT-TREATED HINGE PINS		
6.8	173	ARLPJ6.8/173-8STS FASTENERS	15093	Package
7	175	ARLPJ7/175-8STS FASTENERS	15101	Package

COMPLETE TOOL KITS - HAND APPLICATOR TOOL

Each kit includes an Installation Tool, Belt Hand Skiver, 1 lb. Hammer, and 2 packages of Alligator Rivet Fasteners. Packaged in a durable plastic tool box.

DESCRIPTION	ORDERING NUMBER	ITEM CODE	WT. LBS.
7" (175 mm) Installation Kit	ARTK-7	15006	14.5
14" (350 mm) Installation Kit	ARTK-14	15015	18.5

COMPLETE TOOL KITS - MULTIPLE RIVET INSTALLATION TOOL

Each kit includes a multiple rivet installation tool, guide block with screws, two pneumatic punches, hand punch and air hammer. Packaged in a durable plastic tool box.

DESCRIPTION	ORDERING NUMBER	ITEM CODE	WT. LBS.
7" (175 mm) Installation Kit	MARTK-7	15032	16.5
14" (350 mm) Installation Kit	MARTK-14	15033	19.7

NOTE: When using the pneumatic punch, air pressure not to exceed 85 psi.

- Stock Items** (non-shaded) carried in factory inventory.
- Made To Order Items** (shaded) allow one week for production. In most cases, the next standard stock item can be adapted to meet your requirements.
- Non-Listed Items** are available. Request quote for price and delivery.

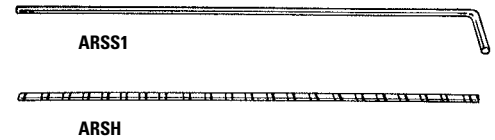
Alligator® Rivet Fasteners



REPLACEMENT HINGE PINS

BELT WIDTH		ORDERING NUMBER	ITEM CODE	QTY. PKG.	ORDERING NUMBER	ITEM CODE	QTY. PKG.
in.	mm	ARSH STEEL CORRUGATED HEAT-TREATED HINGE PIN			ARSS1 300 SERIES STAINLESS SPRING WIRE PIN		
4"	100	ARSH4/100	14990	9	ARSS1-4/100	15007	9
6"	150	ARSH6/150	14991	8	ARSS1-6/150	15017	8
6.8"	173	ARSH6.8/173	15098	8	ARSS1-6.8/173	15104	8
7"	175	ARSH7/175	14992	8	ARSS1-7/175	15008	8
10"	250	ARSH10/250	14993	4	ARSS1-10/250	15009	4
14"	350	ARSH14/350	14994	4	ARSS1-14/350	15010	4

NOTE: For nylon covered hinge pins, NC1 or NCS1, see page 35.



TOOL REPLACEMENT PARTS

DESCRIPTION	ORDERING NUMBER	ITEM CODE	WT. LBS.
Pneumatic Punch	AR1P	15027	.20
Hand Punch	AR1H	15036	0.2
Guide Block 7"	MARGB-7	15028	1.0
Guide Block 14"	MARGB-14	15029	1.6
Cam Lever Assembly	ART7-7	15012	.1
Cam Lever Spring	ST5-3	50015	.1
Clamp Bar 7"	ART7-5	15013	.8
Clamp Bar 14"	ART14-5	15014	1.3
Guide Block Post	MART-GBPWS	15031	.1
Guide Block Knob	MART-GBK	15030	.3
Felt Washers (2 per Package)	MART-GBFW	15035	.1

EXTRA RIVETS (TYPE 430)

DESCRIPTION	ORDERING NUMBER	ITEM CODE
15/PKG.	AR3-15	15011



BALER BELT SKIVER


DESCRIPTION	ORDERING NUMBER	ITEM CODE
Baler Belt Skiver	SKIVER-BALERBELT-7IN	04989

REPLACEMENT PARTS

DESCRIPTION	ORDERING NUMBER	ITEM CODE
5 Replacement Blades	BLADE-KIT-5-BALER-SKIVER	04990
5 Replacement Shims	SHIM-KIT-5-BALER-SKIVER	04991
Bench Mounting Kit	BENCH-MOUNT-KIT-BALER-SKIVER	04994

ALLIGATOR® BELT GRINDER

ORDERING NUMBER	ITEM CODE	WT. LBS.
RB-1	30867	.7





How Alligator® Non-Metallic Fasteners Work

The Alligator® Non-Metallic Fasteners consist of two primary product lines: the Alligator® Plastic Rivet System and the Alligator® Spiral Lace Fastener System.

The **Alligator® Plastic Rivet Fasteners** were developed to extend the benefits of mechanical belt fasteners to applications where metal counterparts cannot be utilized. These external, cover-mounted fasteners feature a one-piece, integrated design with rivets molded into the top plates. Through our Spin-Set™ technology, these rivets pass through pre-punched holes

and are formed over, compressing the fastener plates and completing the splice. These fasteners operate within a temperature range of 20°F to 180°F.

On the other hand, the **Alligator® Spiral Lace Fastener system** is tailored for small pulley, low-profile applications. Constructed from polyester webbing, spirals, and hinge pins, it can be installed through insertion between the plies, ply stepping, or finger splicing methods. This system boasts a maximum operating temperature of 320°F."

Applications	Installation Method		What You Need for Installation	
<ul style="list-style-type: none"> • Baggage Handling • Food Processing • X-Ray Equipment • Pharmaceutical • Indexing Conveyors • Mail Sortation 	Alligator® Plastic Rivet	Alligator® Spiral Lace	Alligator® Plastic Rivet	Alligator® Spiral Lace
	Pass through pre-punched holes and are Spin-Set™, compressing the fastener plates and finishing the splice.	<ul style="list-style-type: none"> • Ply Insertion • Ply Stepping • Finger Splice • Finger-Step Splice 	<ul style="list-style-type: none"> • Fasteners • Hinge Pin • Belt Punch • Templet • Curling Bit • Comb Assembly • MDT-1 • Installation Tool 	<ul style="list-style-type: none"> • Spiral Lace • Hinge Pin • Adhesive Enhancer • Film/Foil • Splicing Press
How to Specify the Correct Alligator® Non-Metallic Fastener	Fastener Selection		Hinge Pin Selection	
<ol style="list-style-type: none"> 1. Determine Belt Tension (PIW). 2. Measure your Belt Thickness. 3. Measure the Diameter of the Smallest Pulley in your Drive with Belt Wrap more than 90°. 4. Choose the fastener size that is appropriate for your specifications in the selection chart below. 	Alligator® Plastic Rivet	Alligator® Spiral Lace	Alligator® Plastic Rivet	Alligator® Spiral Lace
	Nylon.	Polyester.	Nylon.	Polyester.

Alligator® Plastic Rivet Fastener Selection Chart

Fastener Size	For Belts With Mechanical Fastener Ratings Up To:		Belt Thickness Range		Recommended Min. Pulley Diameter		Approx. Hinge Pin Diameter	
	PIW	kN/m	in.	mm	in.	mm	in.	mm
APF-100	40	7	Up thru 3/32	Up thru 2.4	1-1/2	38	.096	2.5
APF-150	65	11	1/16-1/8	1.6-3.2	3	75	.136	3.5

Alligator® Spiral Lace Fastener Selection Chart

Fastener Size	Approx. Belt Thickness Range		Min. Pulley/Nose Bar		Approx. Operating Tension		Max. Operating Temperature		Approx. Pin Dia.	
	in.	mm	in.	mm	PIW	kN/m	Degrees F	Degrees C	in.	mm
ASL50	1/16-1/8	1.6-3.2	25/64-19/32	10-15	50	8.7	300	150	.031	0.8
ASL60	3/32-9/64	2.4-3.6	1-3/16	30	50	8.7	300	150	.035	.9
ASL90	1/8-3/16	3.2-4.6	1-31/32	50	50	8.7	300	150	.047	1.2

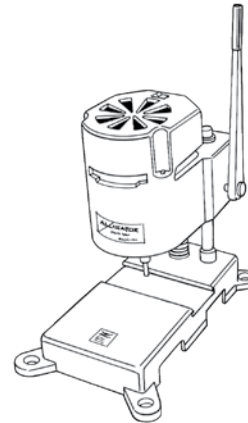
Alligator® Non-Metallic Fasteners



PLASTIC RIVET

FASTENERS Includes Fasteners & Hinge Pin to make one splice.

	BELT WIDTH		DESCRIPTION	ORDERING NUMBER	ITEM CODE	WT. LBS.
	in.	mm				
100	24	600	White	APF100W-50	80013	0.44
	48	1200	White	APF100W-100	80014	0.63
	24	600	Black	APF100B-50	80017	0.44
	48	1200	Black	APF100B-100	80018	0.63
	24	600	Blue	APF100BLUE-50	80023	0.44
	48	1200	Blue	APF100BLUE-100	80024	0.63
150	24	600	White	APF150W-50	80011	0.56
	48	1200	White	APF150W-100	80012	1.00
	24	600	Black	APF150B-50	80015	0.56
	48	1200	Black	APF150B-100	80016	1.00
	24	600	Blue	APF150BLUE-50	80026	0.56
	48	1200	Blue	APF150BLUE-100	80027	1.00



MDT-1

BULK FASTENERS

Recloseable plastic pail contains 500 fasteners - no Hinge Pins.

DESCRIPTION	ORDERING NUMBER	ITEM CODE	WT. LBS.
White	APF100W-500	80019	1.35
Black	APF100B-500	80021	1.35
Blue	APF100BLUE-500	80025	1.35
White	APF150W-500	80020	2.14
Black	APF150B-500	80022	2.14
Blue	APF150BLUE-500	80028	2.14

INSTALLATION TOOLS

MOTOR DRIVEN INSTALLATION TOOL


(Required for Installation)

Does not include Comb Assembly or Template. Purchase separately.

VOLTAGE	ORDERING NUMBER	ITEM CODE	WT. LBS.
110V	MDT-1	80110	31.0

HINGE PINS

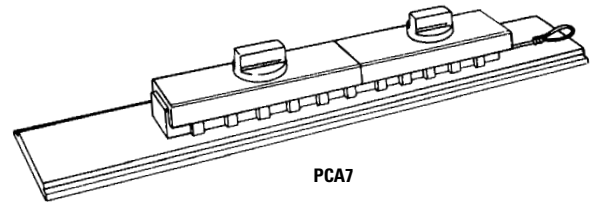
FASTENER SIZE	LENGTH		ORDERING NUMBER	ITEM CODE	WT. LBS.
	Foot	Meter			
APF100	10	3	NL250-X	80203	0.22
APF100	100	30	NL250-C	80204	2.20
APF150	10	3	NL350-X	80201	0.08
APF150	100	30	NL350-C	80202	0.80



S100B

CURLING BIT (Required for Installation)

FASTENER SIZE	ORDERING NUMBER	ITEM CODE	WT. LBS.
APF100	S100B	80075	0.06
APF150	S150B	80076	0.06



PCA7

COMB ASSEMBLY (Required for Installation)

Includes Gauge Pin

LENGTH		ORDERING NUMBER	ITEM CODE	WT. LBS.
in.	mm			
12	300	PCA7-300	80099	5.0
24	600	PCA7-600	80100	9.0
Clamp Knob Assembly			80150	0.1

Stock Items (non-shaded) carried in factory inventory.

Made To Order Items (shaded) have added lead time.

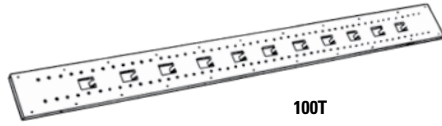
Non-Listed Items are available.

Request quote for price and delivery.



Alligator® Non-Metallic Fasteners

TEMPLATES

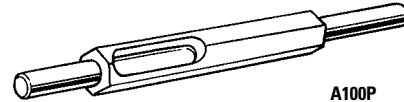


100T

LENGTH		ORDERING NUMBER	ITEM CODE	WT. LBS.
in	mm			
FOR APF100 FASTENERS				
12	300	100T-300	80042	0.70
24	600	100T-600	80043	1.38
36	900	100T-900	80044	1.81
48	1200	100T-1200	80045	2.50
FOR APF150 FASTENERS				
12	300	150T-300	80038	0.69
24	600	150T-600	80039	1.25
36	900	150T-900	80040	1.81
48	1200	150T-1200	80041	2.38

BELT PUNCH

FASTENER SIZE	HOLE DIAMETER	ORDERING NUMBER	ITEM CODE	WT. LBS.
APF100	.130	A100P	80078	0.06
APF150	.156	A150P	80079	0.06



A100P

PLASTIC RIVET LUBE

ORDERING NUMBER	ITEM CODE	WT. LBS.	PKG. QTY.
PRL4	80090	0.38	1

ALLIGATOR® SPIRAL LACE

FASTENERS (Hinge Pin included)

LENGTH		ORDERING NUMBER	ITEM CODE	WT LBS.	ORDERING NUMBER	ITEM CODE	WT LBS.
Foot	Meter						
WHITE – SINGLE WEB					BLACK – SINGLE WEB		
10	3	ASL50/3	19460	0.6	ASLB50/3	04261	0.6
33	10				ASLB50/10	04262	N/A
100	30	ASL50/30	04281	N/A	ASLB50/30	04176	5.7
10	3	ASL60/3	19461	0.7	ASLB60/3	19486	0.7
33	10	ASL60/10	19462	2.2	ASLB60/30	05463	6.4
100	30	ASL60/30	19463	6.4	ASLB90/3	19485	0.9
10	3	ASL90/3	19466	0.9	ASLB90/30	19491	6.8
33	10	ASL90/10	19467	2.4			
100	30	ASL90/30	19468	6.8			
10	3	ASL160/3	19483	1.1			
100	30	ASL160/30	03913	7.5			
10	3	ASL190/3	19484	1.1			
33	10	ASL190/10	03892	3.3			
WHITE – DOUBLE WEB					BLACK – DOUBLE WEB		
10	3	ASL60D/3	19476	1.0			
33	10	ASL60D/10	19477	2.5			
100	30	ASL60D/30	19478	6.8			
10	3	ASL90D/3	19479	1.2	ASLB90D/3	19489	1.2
33	10	ASL90D/10	19480	2.8	ASLB90D/10	19490	2.8
100	30	ASL90D/30	19481	7.5	ASLB90D/30	19494	7.5
TAN – SINGLE WEB					BLUE – SINGLE WEB		
10	3	ASL60H/3	04467	1.5	ASLBLUE50/3	04416	0.6
TAN – DOUBLE WEB					BLUE – DOUBLE WEB		
10	3	ASL80H/3	19470	1.5	ASLBLUE60/3	04417	1.0
					ASLBLUE90/3	04418	1.0

REPLACEMENT HINGE PINS

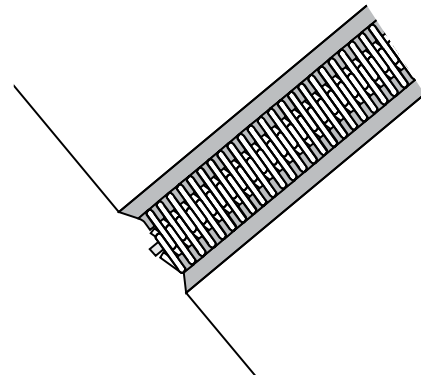
Bulk Hinge Pin material - 100' / coil

ORDERING NUMBER	ITEM CODE	WT. LBS.
ASLHP60C	19473	0.5
ASLHP90C	19474	0.6
ASLHP80C	19475	0.6

LEADER PINS

Note: Custom lengths available.


DESCRIPTION	ORDERING NUMBER	ITEM CODE
(15-foot pin with 3-foot leader)	POLY035X15FT-W/3FT	05200
(15-foot pin with 3-foot leader)	POLY047X15FT-W/3FT	05201



Stock Items (non-shaded) carried in factory inventory.

Made To Order Items (shaded) allow one week for production. In most cases, the next standard stock item can be adapted to meet your requirements.

Non-Listed Items are available. Request quote for price and delivery.



How Alligator® V-Belt Fasteners Work

The Alligator® V-Belt Fastening System is designed to grip the ends of a v-belt without interfering with the sheaves (pulleys) that the belt passes around.

Staples or nails are inserted through the fastener and belt, then folded over and

hammered firmly against the bottom plate of the fastener, securing the belt between the fastener plates. This method ensures nothing protrudes beyond the belt's sides, preventing interference with the sheaves.

Applications	Installation Method	What You Need for Installation
<ul style="list-style-type: none"> • Power Transmission • Agricultural Harvesting • Manufacturing 	<p>These fasteners are inserted into a holder/tool along with the belt end. The staples/nails are driven through the splice and when complete, the entire assembly is removed from the holder. Insert the hinge and the belt is ready to be run.</p>	<ul style="list-style-type: none"> • Fasteners • Hinge Pin • Staples/Nails • Holder/Tool • Rocker Pin Tools • 1 lb. Hammer
How to Specify the Correct Alligator® V-Belt Fastener	Fastener Metal Selection	Hinge Pin Selection
<p>The fastener size is determined by the belt size that you use. Simply choose the fastener that corresponds to your belt, A312, B437, or C531.</p>	<p>Steel. Standard fastener material.</p>	<p>Rocker Pins are included with the fasteners.</p>



Alligator® V-Belt Fasteners and V-Belt

FASTENERS

ORDERING NUMBER	ITEM CODE	SETS PER BOX	WT. LBS.
A312*	70020	10	.3
B437	70023	10	.5
BB4	70028	10	.4
C531	70030	10	1.2
D750	70034	10	2.1

*A312 Fasteners are installed with staples, all others installed with nails.

V-BELT CONVENTIONAL

LENGTH		ORDERING NUMBER	ITEM CODE	WT. LBS.
Foot	Meter			
20'	6	AV20	70170	1.8
100'	30	AV100	70171	9.0
250'	76	AV250	70172	22.5
20'	6	BV20	70174	2.6
100'	30	BV100	70175	13.0
250'	76	BV250	70176	32.5
100'	30	CV100	70178	22.0
DOUBLE V – SOLD BY THE FOOT IN 25' INCREMENTS				
25' Min.		BB	70015	0.2

INSTALLATION TOOLS & PARTS

DESCRIPTION	ORDERING NUMBER	ITEM CODE	WT. LBS.
Piercing Tool	B43760	70045	1.4
	C62560	70046	2.5
	D75060	70047	3.5
V-Belt Cutter	C62520	70050	2.0
Cutter Blade Only	C62523	70051	.02
Tightener	B43750	70056	.9
	C53150	70057	2.1
	D75050	70058	4.5
Rocker Pin Tool	B43740	70060	.1
	C62540	70061	.1
Holder	A31255	70064	.1
	B43755	70065	.2
	BB455	70066	.2
	C53155	70067	.3


SPARE PARTS

FOR FASTENER NUMBER	DESCRIPTION	ORDERING NUMBER	ITEM CODE	WT. LBS.
A312	Staples–Pkg. of 25	A31274	70110	.1
B437	Nails – Steel–Pkg. of 100	B43774	70111	.2
		BB4	70112	.1
		C531	70113	.3
		D750	70114	.4
BB4	Monel–Pkg. of 25	B43774M	70112	.1
C531	Steel–Pkg. of 100	C53174	70113	.3
D750	Steel–Pkg. of 100	D75074	70114	.4

Stock Items (non-shaded) carried in factory inventory.

Made To Order Items (shaded) allow one week for production. In most cases, the next standard stock item can be adapted to meet your requirements.

Non-Listed Items are available. Request quote for price and delivery.



Tatch-A-Cleat® General Cleat Information

Cleat patterns

When choosing cleat installation patterns, you should give major consideration to the type of return support which is available or feasible.

Where conveyor pulley center distances are 15 feet or less, it is often possible to omit return rolls safely.

Where the curved or chevron pattern is used with standard return rolls, cleats

should be arranged so that they provide a set of continuous contacts between cleats and rolls. On drives using pulleys less than 6" in diameter, curved or chevron patterns should not be used.

The ends of cleats mounted in a curved pattern should be tapered to lead smoothly onto return rolls.

Suggested minimum cleat height for various sized materials and degrees of incline

This chart assumes that material being conveyed has a 30° natural angle of repose. For rounded or free-flowing materials with a natural angle of repose of less than 30°, use the cleat corresponding to the next higher material size. (For example, if your material is 4" high, with a natural angle of repose of less than 30°, and your belt incline is 40°, you would use a 3" cleat — that is, the cleat size corresponding to 5" material.

		Cleat Height				
Size of Material	8"	6"	6"	6"	6"	
	7"	6"	6"	6"	6"	
	6"	4"	4"	6"	6"	
	5"	3"	3"	4"	6"	
	4"	2"	2"	3"	4"	
	3"	1 1/2"	1 1/2"	2"	3"	
	2"	1"	1"	1 1/2"	2"	
	1"	5/8"	5/8"	1"	1 1/2"	
	1/2"	5/8"	5/8"	5/8"	1"	
		30°	40°	50°	60°	

Belt Incline

Suggested cleat spacing

This chart assumes that material being conveyed has a 20° dynamic angle of repose (30° natural angle of repose) and that cleats are installed at a right angle to the belt edge. For more free-flowing material, use slightly closer cleat spacing.

		Cleat Spacing				
Cleat Height	6"	35"	28"	21"	15 3/4"	
	4"	23"	18 1/2"	13 1/2"	10 1/2"	
	3"	17"	13 1/2"	10"	8"	
	2"	12"	8 1/2"	6 1/4"	5"	
	1 1/2"	8 1/2"	6"	5"	4"	
	1"	5 1/2"	4 1/4"	2 3/4"	2 1/2"	
	5/8"	4"	2 3/4"	2"	1 3/4"	
		30°	40°	50°	60°	

Belt Incline

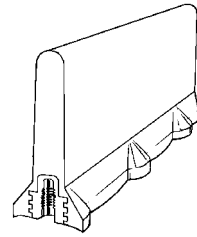
Type	Cleat Pattern	Return Rolls	Recommended
IN TROUGH		SPLIT ROLLS 	Where Cleats are needed only to lock material in place on the conveyor.
STAGGERED		SQUIRREL CAGE 	Where drain-off of liquids presented special problems.
ACROSS BELT WIDTH		SELF-CLEANING 	Where incline is steep and/or material has high flowability — as with large, round or uniformly sized material.
CURVED		STANDARD RETURN ROLLS 	Where increased load capacity is required with a given belt width, trough, and incline.
SPLIT		RUBBER-DISC 	Where drain-off is a problem, and rubber disc-type rolls are available.
CHEVRON		STANDARD RETURN ROLLS 	Where drain-off is a problem, and standard solid return rolls are used.

Tatch-A-Cleat® Mechanical Cleats

MODEL "L" CLEATS

10 CLEATS/CARTON – Min. Pulley 2" (50 mm)

ORDERING NUMBER	ITEM CODE	WT. LBS.	ORDERING NUMBER	ITEM CODE	WT. LBS.
BLACK – PLATED FASTENER			WHITE – PLATED FASTENER		
L5/8-B-1/2"	99500	7.3	L5/8-W-1/2"	99502	7.3
L5/8-B-5/8"	113838	7.3	L5/8-W-5/8"	113858	7.3
L5/8-B-3/4"	113839	7.3	L5/8-W-3/4"	113859	7.3
L1-B-1/2"	99504	9.3	L1-W-1/2"	99506	9.3
L1-B-5/8"	113840	9.3	L1-W-5/8"	113860	9.3
L1-B-3/4"	113841	9.3	L1-W-3/4"	113861	9.3
L1-1/2-B-1/2"	99508	11.2	L1-1/2-W-1/2"	99510	12.3
L1-1/2-B-5/8"	113842	11.2	L1-1/2-W-5/8"	113862	12.3
L1-1/2-B-3/4"	113843	11.2	L1-1/2-W-3/4"	113863	12.3
L2-B-1/2"	99512	14	L2-W-1/2"	99514	14.5
L2-B-5/8"	113844	14	L2-W-5/8"	113864	14.5
L2-B-3/4"	113845	14	L2-W-3/4"	113865	14.5
L3-B-1/2"	99516	18.3	L3-W-1/2"	99518	19.3
L3-B-5/8"	113846	18.3	L3-W-5/8"	113866	19.3
L3-B-3/4"	113847	18.3	L3-W-3/4"	113867	19.3
BLACK – 302 STAINLESS FASTENER			WHITE – 302 STAINLESS FASTENER		
L5/8-BS-1/2"	99501	7.3	L5/8-WS-1/2"	99503	7.3
L5/8-BS-5/8"	113848	7.3	L5/8-WS-5/8"	113868	7.3
L5/8-BS-3/4"	113849	7.3	L5/8-WS-3/4"	113869	7.3
L1-BS-1/2"	99505	9.3	L1-WS-1/2"	99507	9.3
L1-BS-5/8"	113850	9.3	L1-WS-5/8"	113870	9.3
L1-BS-3/4"	113851	9.3	L1-WS-3/4"	113871	9.3
L1-1/2-BS-1/2"	99509	11.2	L1-1/2-WS-1/2"	99511	12.3
L1-1/2-BS-5/8"	113852	11.2	L1-1/2-WS-5/8"	113872	12.3
L1-1/2-BS-3/4"	113853	11.2	L1-1/2-WS-3/4"	113873	12.3
L2-BS-1/2"	99513	14	L2-WS-1/2"	99515	14.5
L2-BS-5/8"	113854	14	L2-WS-5/8"	113874	14.5
L2-BS-3/4"	113855	14	L2-WS-3/4"	113875	14.5
L3-BS-1/2"	99517	18.3	L3-WS-1/2"	99519	19.3
L3-BS-5/8"	113856	18.3	L3-WS-5/8"	113876	19.3
L3-BS-3/4"	113857	18.3	L3-WS-3/4"	113877	19.3



NOTE: Cleats are 24" long.

1/2" screws are furnished "standard" and can be used on belts up to 5/16" (8 mm) thick.

Inserts are on 2" (50 mm) centers.

For belts 5/16" – 7/16" (8 – 11 mm) use a 5/8" screw.

For belts over 7/16" (11 mm) use a 3/4" screw.

EXTRA FASTENER SETS

123/BAG #10-24 Machine Screws and Washers

ORDERING NUMBER	ITEM CODE	WT. LBS.
PLATED		
L1/2-F	99570	1.0
L5/8-F	99522	1.0
L3/4-F	99520	1.3
L1-F	99521	1.3
STAINLESS		
L1/2-FS	99571	1.0
L5/8-FS	99525	1.0
L3/4-FS	99523	1.3

Tatch-A-Cleat® Mechanical Cleats

ECONO-CLEAT®

5 CLEATS/CARTON

ORDERING NUMBER	ITEM CODE	WT. LBS.	MIN. PULLEY	
			in.	mm
ECONO-CLEAT w/FASTENERS & HEX NUTS (ECF, EC4F, EC6F)				
EC1-1/4	99576	12.5	3	75
EC2	99578	15.5	3	75
EC3	99580	22.0	3	75
EC4	99582	33.0	4	100
EC6*	99586	28.3	6	150
ECONO-CLEAT w/FASTENERS & FLAT TOP NUTS (ECFT, EC4FT)				
EC1-1/4-T	99577	12.5	3	75
EC2-T	99579	15.5	3	75
EC3-T	99581	22.0	3	75
EC4-T	99583	33.0	4	100

NOTE: Two 48" Cleats/Carton



NOTE:
Cleats are 48" long. Ordering numbers followed by the letter T indicate cleat fasteners furnished with flat top nut (ECFT). Standard fasteners include hex nuts. (ECF).

MODEL "HD" CLEATS

ORDERING NUMBER	ITEM CODE	WT. LBS.	CLEATS/CARTON	MIN. PULLEY	
				in.	mm
WITH PLATED FASTENER					
HD1	99531	11.5	10	3	75
HD2*	99565	9.5	5	4	100
WITH STAINLESS FASTENER					
HD1S	99648	11.8	10	3	75

*HD2 Cleats may be purchased in bulk quantities. 1-1/4" tapping screws included.

Contact Customer Service for details.



NOTE:
1" and 2" Cleats – 24" long
Model HD Cleats are furnished with Plated 14 x 1 Type AB Fasteners. Specify 1-1/4" screws for belts over 7/16" thick.

ECONOMY CARTON

12 FT. LENGTHS w/NO FASTENERS - 3 FASTENER SETS PER FOOT REQUIRED

ORDERING NUMBER	ITEM CODE	WT. LBS.	FEET/CTN.	MIN. PULLEY	
				in.	mm
EC1-1/4-C	99597	119.0	240	3	75
EC2-C	99598	125.0	180	3	75
EC3-C	99599	123.0	120	3	75
EC4-C	99601	121.0	72	4	100
EC6-C	99600	126.0	36	6	150

EXTRA FASTENER SETS

61/BAG


ORDERING NUMBER	ITEM CODE	WT. LBS.	SIZE
FASTENERS FOR 1-1/4", 2" & 3" CLEATS			
ECF	99589	2.8	1/4" x 1-1/4"
ECFS	99593	2.9	
ECFT	99590	2.3	
FASTENERS FOR 4" CLEATS			
EC4F	99591	3.3	1/4" x 1-3/4"
EC4FT	99592	2.3	
FASTENERS FOR 6" CLEATS			
EC6F*	99594	2.0	1/4" x 2"

*33/Bag

EXTRA FASTENER SETS TYPE AB ^{123/BAG}

ORDERING NUMBER	ITEM CODE	WT. LBS.
PLATED		
HD1-F	99535	2.5
HD1-1/4-F	99536	2.8
STAINLESS		
HD1-FS	99529	2.6

 **Stock Items** (non-shaded) carried in factory inventory.

 **Made To Order Items** (shaded) have added lead time.

Non-Listed Items are available.
Request quote for price and delivery.

Tatch-A-Cleat® Mechanical Cleats

TATCH-A-LUG®

Min. Pulley 2" (50 mm)

DESCRIPTION	ORDERING NUMBER	ITEM CODE	WT. LBS.
(25 LUGS/CARTON)	LG1-1/2	99541	1.8
	LG2	99543	2.0
(26 EACH)			
Extra Fastener Sets – Plated	LG3/4-F	99546	.3
– Stainless	LG3/4-FS	99547	.3
Economy Carton (100 LUGS)	LG1-1/2-C	99542	6.7
	LG2-C	99544	7.1



TATCH-A-PEG®

Min. Pulley 2" (50 mm)

DESCRIPTION	ORDERING NUMBER	ITEM CODE	WT. LBS.
(100 PEGS/CARTON)	PG2	99539	4.3
	PG3	99537	6.9
Extra Fastener Sets – Plated	P1/2-F	99548	.8
(100 / bag)	P3/4-F	99538	1.0

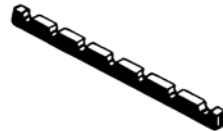


EXTRA WASHERS

FOR CLEAT:	ORDERING NUMBER	ITEM CODE	WT. LBS.	DIA.
Econo-Cleat®	CW25/100	99690	.1	1/4"
Tatch-A-Lug®, Model "L"	CW1024	99626	.1	13/64"
Tatch-A-Peg®				
BULK WASHERS				
Tatch-A-Lug®, Model "L"	CWS1024	99627	1.0	13/64"
Tatch-A-Peg®				

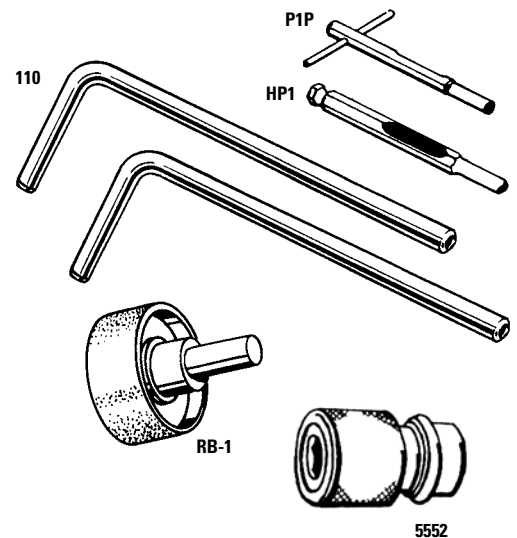
TATCH-A-GUIDE®

DESCRIPTION	LENGTH		ORDERING NUMBER	ITEM CODE	WT. LBS.	MIN. PULLEY	
	in.	mm				in.	mm
Plated (10/CTN.)	8"	200	A10	99551	1.0	4	100
	8"	200	B10	99553	1.3	6	150
	9 1/4"	235	C10	99555	3.3	8	200
Stainless	8"	200	A10S	99552	1.0	4	100
	8"	200	B10S	99554	1.3	6	150
	9 1/4"	235	C10S	99556	3.3	8	200
Extra Fasteners Sets (31/BAG)							
Plated							
– Size A			G1/2-F	99560	.1		
– Size B			G5/8-F	99566	.1		
– Size C			G3/4-F	99572	.3		
Stainless							
– Size A			G1/2-FS	99563	.1		
– Size B			G5/8-FS	99569	.1		
– Size C			G3/4-FS	99573	.3		



INSTALLATION TOOLS

DESCRIPTION	ORDERING NUMBER	FOR CLEAT TYPE:	DIA.	ITEM CODE	WT. LBS.
Flexco® Belt Punches	P1P	Model L, Econo-Cleat®, Tatch-A-Lug®, Tatch-A-Peg®, & Tatch-A-Guide®	1/4"	30460	.1
	P3P	Model HD	3/8"	30462	.3
Flexco® Power Punches	HP1	Model L, Econo-Cleat®, Tatch-A-Lug®, Tatch-A-Peg®, & Tatch-A-Guide®	1/4"	30463	.2
	HP3	Model HD	3/8"	30465	.2
Flexco® Bolt Breaker (Two per Package)	110			30474	1.2
Quick Change Chuck	5552			30481	0.4
Alligator® Belt Grinder	RB-1			30867	0.7



EXTRA FASTENER SETS TYPE AB ^{123/BAG}

ORDERING NUMBER	ITEM CODE	WT. LBS.
PLATED		
HD1-F	99535	2.5
HD1-1/4-F	99536	2.8
STAINLESS		
HD1-FS	99529	2.6

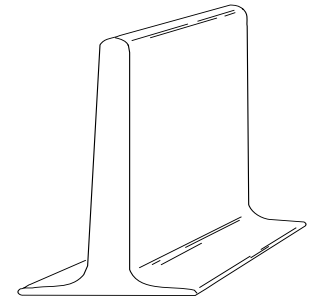
Tatch-A-Cleat® Mechanical Cleats

RUBBER BONDABLE

T CLEATS

BUFFED - STANDARD PACK 10' LENGTHS - NITRILE 60 DURO - 1500 lb. TENSILE

WHITE		BLACK		WT./FT.	MIN. ORDER QTY.	HEIGHT	BASE WIDTH	THICKNESS	MIN. PULLEY DIAMETER
ORDERING NUMBER	ITEM CODE	ORDERING NUMBER	ITEM CODE						
T-1WNIB	99967	T-1BNIB	99983	.45	100'	1"	2 1/8"	.250"	6"
T-1-1/2WNIB	99968	T-1-1/2BNIB	99984	.57	100'	1 1/2"	2 1/8"	.250"	6"
T-2WNIB	99969	T-2BNIB	99985	.62	100'	2"	2 1/8"	.250"	6"
		T-3BNIB	99987	1.20	100'	3"	2 1/8"	.375"	6"

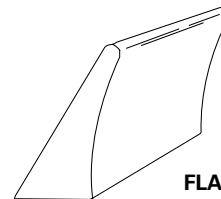


T CLEAT

FLANGES

50' LENGTHS - NEOPRENE 45 DURO - 1200 lb. TENSILE, 600% ELONGATION - BLACK ONLY

ORDERING NUMBER	ITEM CODE	WT./FT.	QTY./CTN.	HEIGHT	BASE WIDTH	MIN. PULLEY DIA.	
						FLANGE	CLEAT
FL1BNE	99860	.24	50'	1"	3/4"	6"	4"
FL1-1/2BNE	99861	.48	50'	1 1/2"	1"	8"	5"



FLANGE

BONDABLE CLEAT – TEMPERATURE SERVICE RANGE


FOR CLEAT TYPE:	TEMPERATURE RANGE
RUBBER BONDABLE	
T-Cleat, Scoop Cleats	-40°F to +180°F
V-Guides	-40°F to +210°F
PVC BONDABLE	
T-Cleat, Scoop Cleats, V-Guides	-20°F to +150°F

NOTE: One reel or carton minimum per size and color. Non Listed Items are available. Request quote for price and delivery.

NOTE: Customized Profiles and Formulations can be quoted.

NOTE: Allow for greater pulley diameters if system has reverse bends.

 **Stock Items** (non-shaded) carried in factory inventory.

 **Made To Order Items** (shaded) allow one week for production. In most cases, the next standard stock item can be adapted to meet your requirements.

Non-Listed Items are available. Request quote for price and delivery.


Tatch-A-Cleat® Mechanical Cleats

V-GUIDE BUFFED

STANDARD PACK 100' LENGTHS - NEOPRENE 60 DURO - 1500 lb. TENSILE

WHITE		BLACK		WT./FT.	QUANTITY CTN./REEL	SIZE	W1	W2	HEIGHT	MIN. PULLEY DIAMETER
ORDERING NUMBER	ITEM CODE	ORDERING NUMBER	ITEM CODE							
AVGWNEB	99832	AVGBNEB	99996	.09	100'	A	1/2"	5/16"	5/16"	4"
		BVGBNEB	99844	.15	100'	B	5/8"	7/16"	7/16"	6"
STANDARD REEL* NEOPRENE 60 DURO - 1500 lb. TENSILE										
OVGWNEB-500	99287	OVBGBNEB-500	99301	.05	500'	O	3/8"	1/4"	1/4"	2"
AVGWNEB-500	99288	AVGBNEB-500	99302	.09	500'	A	1/2"	5/16"	5/16"	4"
BVGWNEB-500	99289	BVGBNEB-500	99303	.15	500'	B	5/8"	7/16"	7/16"	6"
CVGWNEB-300	99290	CVGBNEB-300	99304	.25	300'	C	7/8"	17/32"	17/32"	8"

NOTE: White V-guides shipped in 2 pieces on one reel.

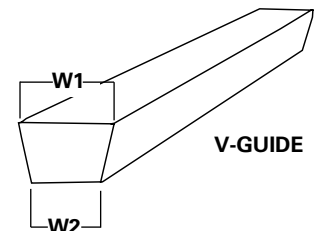
 **Made To Order Items**
Allow 6-8 weeks for delivery.
Minimum order may apply.

V-GUIDE UNBUFFED

STANDARD PACK 100' LENGTHS - NEOPRENE 60 DURO - 1500 lb. TENSILE

WHITE		BLACK		WT./FT.	QUANTITY CTN./REEL	SIZE	W1	W2	HEIGHT	MIN. PULLEY DIAMETER
ORDERING NUMBER	ITEM CODE	ORDERING NUMBER	ITEM CODE							
		AVGBNE	99855	.09	100'	A	1/2"	5/16"	5/16"	4"
STANDARD REEL* NEOPRENE 60 DURO - 1500 lb. TENSILE										
OVGWNE-500	99280			.05	500'	O	3/8"	1/4"	1/4"	2"
AVGWNE-500	99281	AVGBNE-500	99295	.09	500'	A	1/2"	5/16"	5/16"	4"
BVGWNE-500	99282	BVGBNE-500	99296	.15	500'	B	5/8"	7/16"	7/16"	6"
CVGWNE-300	99283	CVGBNE-300	99297	.25	300'	C	7/8"	17/32"	17/32"	8"

NOTE: White V-guides shipped in 2 pieces on one reel.



BONDABLE CLEAT – TEMPERATURE SERVICE RANGE


FOR CLEAT TYPE:	TEMPERATURE RANGE
RUBBER BONDABLE	
T-Cleat, Scoop Cleats	-40°F to +180°F
V-Guides	-40°F to +210°F
PVC BONDABLE	
T-Cleat, Scoop Cleats, V-Guides	-20°F to +150°F

NOTE: One reel or carton minimum per size and color.
Non Listed Items are available.
Request quote for price and delivery.

NOTE: Customized Profiles and Formulations can be quoted.

NOTE: Allow for greater pulley diameters if system has reverse bends.

 **Stock Items** (non-shaded) carried in factory inventory.

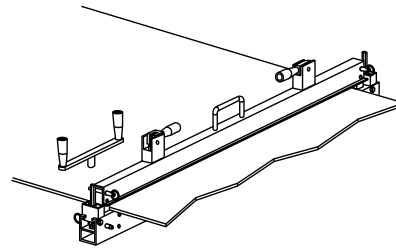
 **Made To Order Items** (shaded) allow one week for production. In most cases, the next standard stock item can be adapted to meet your requirements.

Non-Listed Items are available.
Request quote for price and delivery.

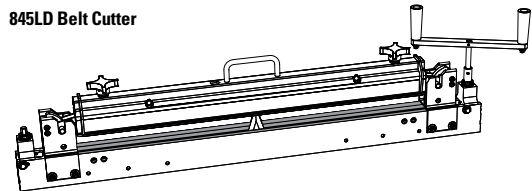
Light-Duty Belt Maintenance Tools

CLIPPER® 845LD SERIES ALUMINUM BELT CUTTER

DESCRIPTION	BELT WIDTH		ORDERING NUMBER	ITEM CODE	WT. LBS.
	in.	mm			
Cutter Complete for belts up to 1/2" (12 mm) thick	36"	900	845836LD	32275	29.0
	48"	1200	845848LD	32276	35.0
	60"	1500	845860LD	32277	40.0
	72"	1800	845872LD	32278	46.0
Wrench Assembly (handle)			820/840VVA	32272	2.0
Cutter Blade Kit			845-CBK	32279	0.5
Optional Squaring Device			840SD	32274	2.0
36" Chain Replacement Kit			840-36CL	03772	1.92
48" Chain Replacement Kit			840-48CL	03773	2.40
60" Chain Replacement Kit			840-60CL	03774	3.00
72" Chain Replacement Kit			840-72CL	03775	3.75



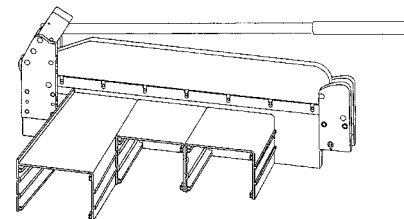
845LD Belt Cutter



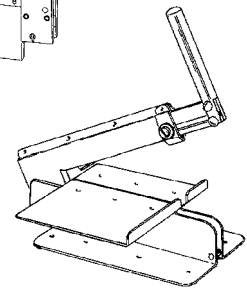
900 Series* Belt Cutter

900 SERIES BELT CUTTER

DESCRIPTION	BELT WIDTH		ORDERING NUMBER	ITEM CODE	WT. LBS.
	in.	mm			
Cutter Complete for belts up to 1.5" (38 mm)	24"	600	900924	04200	39.4
	36"	900	900936	04143	39.4
	48"	1200	900948	04144	48.0
	60"	1500	900960	04145	54.0
	72"	1800	900972	04146	60.3
	84"	2130	900984	04147	86.0
Replacement Blade Kit			900CBK	04149	0.15



14" Belt Cutter



#25 Belt Cutter

14" BELT CUTTER

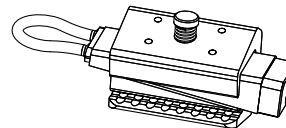
(For Belts up to 3/8" thick)

DESCRIPTION	BELT WIDTH		ORDERING NUMBER	ITEM CODE	WT. LBS.
	in.	mm			
Cutter Complete	14"	350	Cutter-14	03230	29.0
14" Replacement Blade			Blade-14	03450	0.6
14" Replacement Nylon Block			Block-14	03451	0.2
10" Replacement Blade			Blade-10	03009	0.5
10" Replacement Nylon Block			Block-10	03010	0.2
6" Replacement Nylon Block			Block-6	03008	0.2

#25 BELT CUTTER

(For Belts and Tapes up to 1/8" thick)

DESCRIPTION	BELT WIDTH		ORDERING NUMBER	ITEM CODE	WT. LBS.
	in.	mm			
#25 Belt Cutter	6"	125	Cutter-25-6	04101	4.0
#25 Rotary Blade (6" Model)			Blade-25-6	04102	0.1



Smart Clamp™
Light-Duty Belt Clamps

SMART CLAMP™ LIGHT-DUTY BELT CLAMPS

(For Belts up to 5/16" thick)

DESCRIPTION	ORDERING NUMBER	ITEM CODE	WT. LBS.
Complete SmartClamp™ Set	SMARTCLAMP	04073	45.0



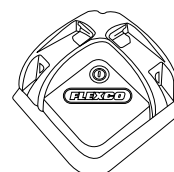
Baler Belt Skiver

BALER BELT SKIVER

DESCRIPTION	ORDERING NUMBER	ITEM CODE
Baler Belt Skiver	SKIVER-BALERBELT-71N	04989

LASER BELT SQUARE

DESCRIPTION	ITEM CODE
Laser Belt Square	04305
REPLACEMENT PARTS	
Target (each)	04306
Door Battery Box Assembly	04307



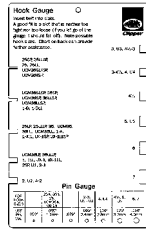
Laser Belt Square

Light-Duty Belt Maintenance Tools

PLASTIC HOOK GAUGE

(For proper hook and pin size selection)

DESCRIPTION/ ORDERING NO.	ITEM CODE	WT. LBS.
Clipper-HookGauge	03129	0.1



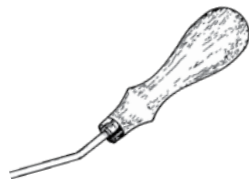
CARDING PAPER REMOVER

DESCRIPTION/ ORDERING NO.	ITEM CODE	WT. LBS.
Carding Paper Remover	03128	0.1



ROUGH-TOP BELT SKIVER

DESCRIPTION/ ORDERING NO.	ITEM CODE	WT. LBS.
RTBS Rough Top Skiver	03239	0.3



UNIBAR® WIRE CUTTERS

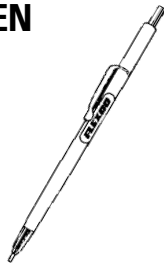
DESCRIPTION/ ORDERING NO.	ITEM CODE	WT. LBS.
Cutter-Unibar Wire	03445	0.5



SILVER INK BELT MARKING PEN

Sold Individually

DESCRIPTION/ ORDERING NO.	ITEM CODE	WT. LBS.
M-4	01350	0.1



LACING ACCESSORY KIT

(Includes Hook Gauge, Carding Paper Remover, Scissors and Rough-Top Belt Skiver)

DESCRIPTION/ ORDERING NO.	ITEM CODE	WT. LBS.
Lacing Accessory Kit	03132	1.0

SCISSORS

DESCRIPTION/ ORDERING NO.	ITEM CODE	WT. LBS.
Clipper Scissors	03244	0.3




Binder

TAPE BINDERS

DESCRIPTION	QUART (0.95 LITER)		GALLON (3.79 LITER)	
	ORDERING NUMBER	ITEM CODE	ORDERING NUMBER	ITEM CODE
Non-Flammable Binder	Binder-QT	03671	Binder-GAL	03672
Quick Dry Binder	QDBinder-Quart	03704		

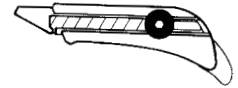
ALLIGATOR® BELT GRINDER

ORDERING NUMBER	ITEM CODE	WT. LBS.
RB-1	30867	.7



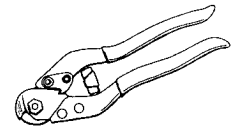
CARD CUTTER

ORDERING NUMBER	ITEM CODE	WT. LBS.
GC-1	18100	.3
EXTRA BLADES (50/Package)		
GCB-50	18101	.8



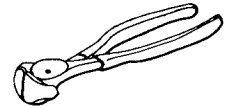
ALLIGATOR® HINGE PIN CUTTER

ORDERING NUMBER	ITEM CODE	WT. LBS.
APC-1	50004	.5



BELT NIPPERS

ORDERING NUMBER	ITEM CODE	WT. LBS.
BN-1	50003	.8




LAUNDRY TAPE CLAMP

ORDERING NUMBER	ITEM CODE	WT. LBS.
4IN-LAUNDRY-TAPE CLAMP	05857	2.62
6IN-LAUNDRY-TAPE CLAMP	05858	2.62


SMART LOCK™


(Kit includes 20 Smart Locks and 5' of .109" Duralink® cable. Compatible Hook sizes 2-7)

DESCRIPTION	ORDERING NUMBER	ITEM CODE	WT. LBS.
Smart-Lock-Kit	Smart Lock	03442	0.2
Individual Smart Locks	Smart Lock	03441	—



Smart Locks

 Stock Items (non-shaded) carried in factory inventory.

 Made To Order Items (shaded) allow one week for production.

In most cases, the next standard stock item can be adapted to meet your requirements.

Non-Listed Items are available.

Request quote for price and delivery.



Novitool® General Information

The Novitool® line of belt fabrication equipment is designed to enhance productivity in the workshop and on-site. Intended for use with light and medium weight thermoplastic conveyor belting, each splicing press, ply-separator, and punch employs market-driven innovations.

The quality build and contemporary design of Novitool® products are recognized worldwide. Experienced belt fabricators will appreciate the simplicity of operation and premium finished results, which are standards of all Novitool® products.

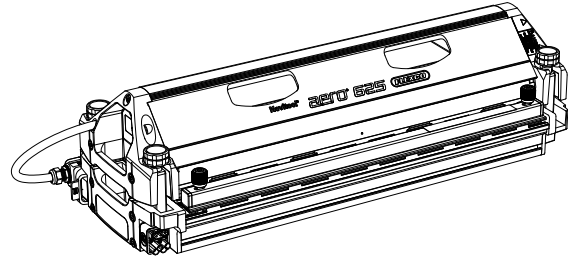
Product	Features	Benefits
Aero® Press	<ul style="list-style-type: none"> • Program time, temperature & pressure in one control • Recipe storage/retrieval • Independent top & bottom heating • Top & bottom cooling • Transport case included 	<ul style="list-style-type: none"> • 8-12 Minute Splicing Times • All-in-One Simplicity • No External Controller • No External Water Tanks • Lightweight and Portable
Aero® 325	<ul style="list-style-type: none"> • Belt Templates 	<ul style="list-style-type: none"> • Ability to Splice Narrow Belts That Drive Live Rollers • 18-22 Minute Splicing Times
Amigo™ Homogenous/Monolithic Press	<ul style="list-style-type: none"> • Integrated belt cutter • Contactless heating element • Pre-heat setting • Digital temperature and time control • Interchangeable splice templates • Single Phase 115v or 230v 	<ul style="list-style-type: none"> • Fast splicing time – under 1 minute • Produces high quality splice • Tight pitch control • Safety Features <ul style="list-style-type: none"> – Integrated cutter – Shielded heat zone during splice – Heating element stored when not in use
Ply 130™ Ply Separator	<ul style="list-style-type: none"> • One Adjustment for Splitting Position • One Adjustment for Splitting Depth • Easy to Read Position Rulers • Shielded Rollers and Cutting Blade • Robust Rigid Construction 	<ul style="list-style-type: none"> • Easy to Determine Splitting Position • Excellent Splitting Repeatability • Split Films Down to .014" (35 mm) • Ideal for Thin, Lightweight Urethanes • Safe Operation with Shielded Components
Pun M™ Mobile Punch	<ul style="list-style-type: none"> • No External Power Required • Single Movement Belt Clamping • 11,000 lb (50 kN) Punching Force • Open Ended Rigid Construction • Adjustable Stroke for Punching Depth 	<ul style="list-style-type: none"> • Portable for On-site or Workshop Use • Easy One Hand Belt Clamping • Finger and Finger-Over-Finger Punching • No Belt Width Limitations • Simple, Single Lever Punching Action
Pun M™ NDX Mobile Punch	<ul style="list-style-type: none"> • Single hand crank to punch and automatic indexing • Durable single blade • Blade guard assists to release belt from blade 	<ul style="list-style-type: none"> • Eliminates misindexing • Precise cut, long blade life, easy to replace • Protects operator from blade

Novitool® Belt Fabrication Tools

AERO® SPLICE PRESS (WITHOUT CORDS*)

BELT WIDTH		ORDERING NUMBER	ITEM CODE	WT. LBS. (including case)
in.	mm			
12	325	AERO-325	09552	98.00
12	325	AERO-325-END-BELT-CLAMP	09600	98.00
24	625	AERO-625	09000	135.30
36	925	AERO-925	09001	171.32
48	1225	AERO-1225	09002	206.53
60	1525	AERO-1525	09003	279.86
72	1835	AERO-1835	09004	315.48
84	2135	AERO-2135	09005	360.20

*Cords sold separately.



Stock Items (non-shaded) carried in factory inventory.
 Made To Order Items (shaded) have added lead time.
Non-Listed Items are available.
 Request quote for price and delivery.

AERO® ACCESSORIES







ORDERING NUMBER	ITEM CODE	WT. LBS.
AERO-SPLICE-TAPE-66X101	08468	1.8
ROLLER-SLIDER-FIXTURE	09372	0.77

AERO® PRESS STAND

(For sizes 24", 36", 48"/625, 925, 1225 mm)

DESCRIPTION	ORDERING NUMBER	ITEM CODE	WT. LBS.
AERO WORKSHOP STAND	AERO-STD-CW-G3-625-1225	09458	315.5
AERO STAND RETROFIT KIT	AERO-STD-CW-G3-625-1225-KIT	09459	40.0
CABLE FOR STAND	AERO-G3-UMBILICAL-EXT-CABLE	09015	4.0

AERO® POWER COMPATIBILITY AND POWER CORDS FOR 325, 625, 925, 1225, 1525, 1835, AND 2135

POWER	COUNTRY	325	625	925	1225	1525	1835	2135	PLUG END	ORDERING NUMBER	ITEM CODE
1ph 110V, 15A	USA	F	R	N/A	N/A	N/A	N/A	N/A		AERO-G3-CBL-110V1PH-N5-15	09006
1ph 110V, 20A	USA	F	R	R	R	N/A	N/A	N/A		AERO-G3-CBL-110V1PH-N5-20	09007
1ph 110V, 20A	N/A	F	R	R	R	N/A	N/A	N/A	N/A	AERO-G3-CBL-110V1PH	09364
1ph 230V, 30A	USA	F	F	F	F	F	R	R		AERO-G3-CBL-230V1PH-NL6-30	09010
1ph 230V, 30A	N/A	F	F	F	F	F	R	R	N/A	AERO-G3-CBL-230V1PH	09365
3ph 230V, 20A	USA	F	F	F	F	R	R	R		AERO-G3-CBL-230V3PH-NL15-20	09011
3ph 230V, 16A	N/A	F	F	F	F	R	R	R	N/A	AERO-G3-CBL-230V3PH	09366
3ph 230V, 30A	USA	F	F	F	F	F	R	R		AERO-G3-CBL-230V3PH-L15-30	09020
3ph 440V, 460V, 30A	N/A	N/A	N/A	N/A	N/A	F	F	F	N/A	AERO-G3-CBL-400V460V3PH	09367
3ph 460V	USA	N/A	N/A	N/A	N/A	F	F	F		AERO-G3-CBL-460V3PH-L16-30	09014

(F= full power operation, R= reduced power operation)

SILICONE PRESS PADS AND CLOTHS

LENGTH			COMPATIBLE WITH	SILICONE CLOTHS				SILICONE PADS			
				THICKNESS		ORDERING NUMBER	ITEM CODE	THICKNESS		ORDERING NUMBER	ITEM CODE
in.	mm	M	in.	mm	in.			mm			
12	325		Aero-325	0.020	0.5	AERO-S30.5-325	09585	0.12	3.0	AERO-SI3-325	09586
24	625		Aero-625	0.020	0.5	AERO-S30.5-625	09358	0.12	3.0	AERO-SI3-625	09352
36	925		Aero-925	0.020	0.5	AERO-S30.5-925	09359	0.12	3.0	AERO-SI3-925	09353
48	1225		Aero-1225	0.020	0.5	AERO-S30.5-1225	09360	0.12	3.0	AERO-SI3-1225	09354
60	1525		Aero-1525	0.020	0.5	AERO-S30.5-1525	09361	0.12	3.0	AERO-SI3-1525	09355
72	1835		Aero-1835	0.020	0.5	AERO-S30.5-1835	09362	0.12	3.0	AERO-SI3-1835	09356
84	2135		Aero-2135	0.020	0.5	AERO-S30.5-2135	09363	0.12	3.0	AERO-SI3-2135	09357
		25		0.020	0.5	AERO-SI0.5-230-25M-SILICONE	09664				

Note: The highlighted items above are sold in sets of two.

Novitool® Belt Fabrication Tools

AERO® 325 SPLICE PRESS

DESCRIPTION	ORDERING NUMBER	ITEM CODE	WT. LBS. (including case)
Aero® 325 Splice Press	AERO-325	09552	98.0
Aero® 325 Splice Press with End Belt Clamps	AERO-325-END-BELT-CLAMPS	09600	98.0



Aero® 325 Splice Press

POWER CABLE


ORDERING NUMBER	ITEM CODE	MARK	PLUG
AERO-G3-CBL-110V1PH-NS-15	09006	cETL	



Aero® 325 with End Belt Clamps

BELT TEMPLATES


RECIPE (Starting Parameters)	ORDERING NUMBER & COMPATIBLE BELT MFR	ITEM CODE
Pressure: 2.0 Top Splice Temp: 175°C Bottom Splice Temp: 175°C Dwell Time: 4:00 Cool Down Temp: 70°C	AERO-325-77MM-VNOTCHED-TMPLT 77mm Intelligrated IntelliQ belt	09593
Pressure: 2.0 Top Splice Temp: 175 to 185°C Bottom Splice Temp: 175 to 185°C Dwell Time: 4:00 Cool Down Temp: 70°C	AERO-325-45MM-PWRTRANS-TMPLT 45mm Wide, Flat: Ammeraal Beltech Rapplon Forbo TU 60A-42 FBRC/FSTR Black Gates TPU F160 Habasit TF-102T INO Live Blue Nitta Carryflex (CFTG) RedDrive45 Yongli UT45K-B and UU40K-B	09594
Pressure: 0.5 Top Splice Temp: 175°C Bottom Splice Temp: 160°C Dwell Time: 4:00 Cool Down Temp: 70°C	AERO-325-CFTG-60SG-30-TMPLT 30mm Wide Nitta CFTG Profiled	09601
Pressure: 2.0 Top Splice Temp: 180°C Bottom Splice Temp: 180°C Dwell Time: 4:00 Cool Down Temp: 70°C	AERO-325-CFTG-18SG-40-TMPLT 40mm Wide Nitta CFTG Profiled	09707
Pressure: 2.0 Top Splice Temp: 180°C Bottom Splice Temp: 180°C Dwell Time: 4:00 Cool Down Temp: 70°C	AERO-325-77MM-VGUIDE-TMPLT 77mm Intelligrated IntelliQ Gen 2	09660
Pressure: 1.3 to 1.5 Top Splice Temp: 180°C to 185°C Bottom Splice Temp: 180°C to 185°C Dwell Time: 4:00 Cool Down Temp: 70°C	AERO-325-100MM-ARP-TMPLT 100mm Ammeraal, Chiorino, Forbo, Habasit	09605
Pressure: 2.0 Top Splice Temp: 185°C Bottom Splice Temp: 185°C Dwell Time: 4:00 Cool Down Temp: 70°C	AERO-325-33MM-SDI-X4-TMPLT 33mm Wide Forbo, Chiorino	09604
Pressure: 2.0 Top Splice Temp: 175°C to 185°C Bottom Splice Temp: 175°C to 185°C Dwell Time: 4:00 Cool Down Temp: 70°C	AERO-325-CFTG-40FS-30-TMPLT 30mm Wide, Flat Nitta CFTG	101780



Novitool[®] Belt Fabrication Tools



AERO[®] 325 BELT TEMPLATES

RECIPE (Starting Parameters)	ORDERING NUMBER & COMPATIBLE BELT MFR	ITEM CODE
Pressure: 2.0 Top Splice Temp: 175°C Bottom Splice Temp: 175°C Dwell Time: 4:00 Cool Down Temp: 70°C	AERO-325-77MM-VNOTCHED-INO-TMP 77 mm INO Live Clear Guide	109171
Pressure: 1.5 Top Splice Temp: 185°C Bottom Splice Temp: 165°C Dwell Time: 2:30 Cool Down Temp: 70°C	AERO-325-CFTG-60SGNF-70-TMPLT 70 mm Wide Guided, Nitta CFTG (order 111055 for NDX)	109637
Pressure: 1.3-1.5 Top Splice Temp: 180°C to 185°C Bottom Splice Temp: 180°C to 185°C Dwell Time: 4:00 Cool Down Temp: 70°C	AERO-325-60MM-ARP-AMMERAAL-TMP 60 mm Wide V-guide	109186



AMIGO[™] 625 MONOLITHIC PRESS

AMIGO[™] 625 PRESS AND CABLE ORDERING INFORMATION

	ORDERING NUMBER	ITEM CODE	PLUG END
Press			
24.5 (625 mm)	AMIGO-625-SPLICEPRESS	09726	
Cables			
115 volt; single phase; 10 amp	AMIGO-1000-CABLE-1X115-IEC520	08585	
230 volt; single phase; 5.5 amp	AMIGO-1000-CABLE-1X230-IECL620	08586	



Amigo[™] 625 Monolithic Press

Note: Press, cable, and templates are all purchased separately.

AMIGO[™] OPTIONAL ACCESSORIES

DESCRIPTION	ORDERING NUMBER	ITEM CODE
Skiving Tool	RTBS Rough Top Skiver	03239
Replacement Blades for Amigo	AMIGO-1000-BLADES-5	08587
High – Low Temp Friction Tape for Flat Belts	AMIGO-FRICTIONTAPE-33X25	08604

AMIGO[™] RETURN SIDE KITS

ORDERING NUMBER	ITEM CODE	MAXIMUM BELT WIDTH
AMIGO-625-RETURN-SIDE-KIT	107323	614mm (24.17")
AMIGO-RS-GUARD-ADAPTER-KIT*	107321	614mm (24.17")

*Contact Flexco Customer Service with your Amigo Serial Number to determine if this kit is required.


Amigo Return Side is not compatible with the following belt templates: 09736, 09737, 09739.


Novitool® Belt Fabrication Tools

AMIGO™ 625 TEMPLATES

BELT MANUFACTURER	BELT STYLE	BELT TYPE	ORDERING NUMBER	ITEM CODE	
Ammeraal Beltech	Soliflex CB	TPU	AMIGO-625-TMPLT-08592	09731	
Intralox®	ThermoDrive®	8140 Single Lug			
Volta	SuperDrive™	FMW & FMB FHW & FHB			
Intralox®	ThermoDrive®	8050	AMIGO-625-TMPLT-08593	09730	
		8026			
Mafdel	DEL/DRIVE	DD25	AMIGO-625-TMPLT-08594	09732	
Habasit	Cleandrive™	CD.M50.S-UA.CB			
		CD.M50.S-UA.WB			
		CD.M25.S-UA.CB CD.M25.S-UA.WB			
		Flat	AMIGO-625-TMPLT-08595	09733	
Gates® TPU	PosiClean®	PC10	AMIGO-625-TMPLT-08596	09734	
		PC20			
UBR	1" Purclean	PS2 & PB3	AMIGO-625-TMPLT-08597	09735	
Beltservice Corporation	ProClean Center Drive Lug	PCCDB PCCD-MD			
Forbo	Fullsan	CD40-1R U30			
Gates® TPU	CenterClean®	CC40			
Habasit	CD M40	L-UA WB			
UBR	Center Drive Purclean	CD3BLSS			
Yongli Belting	HygienePro™	U400	AMIGO-625-TMPLT-08710	09736	
Cog-veyor Systems Inc.	Cog-veyor	UBM			
		UWM			
		PBH PWH			
Gates® TPU	PosiLace™	PC20	AMIGO-625-TMPLT-08776	09737	
		CC40			
		FC12			
UBR	Hinge Lace	N/A	AMIGO-625-TMPLT-08788	09738	
Ammeraal Beltech	Soliflex FB/mini FB	TPU			
Beltservice Corporation	ProClean 1" & 2" Pitch Drive Bar	PCPD2B PCPD1B-MD			
Forbo	Fullsan	PD2 U30			
INO Belt	REOclean	REO-T50 REO-T25			
UBR	2" Purclean	PS2 & PB3			
Volta	DualDrive™	FMW & FMB FHW & FHB			
		Mini DualDrive™			FMB & FHB
		Mini SuperDrive™			FMB & FHB
Volta	Hinge Splice	M (2.5-5mmH)			AMIGO-625-TMPLT-08847
Yongli	HygienePro™	U200	AMIGO-625-TMPLT-105844	105844	
INO Belt	REOclean	AT40	AMIGO-625-TMPLT-109228	109226	
INO Belt	REOclean	M25DB	AMIGO-625-TMPLT-109508	109506*	
INO Belt	REOclean	M5DB	AMIGO-625-TMPLT-109629	109627*	

*Must be spliced using the Return Side Kit 107323.

 **Stock Items** (non-shaded) carried in factory inventory.








 **Made To Order Items** (shaded) have added lead time.

Non-Listed Items are available. Request quote for price and delivery.

Novitool[®] Belt Fabrication Tools

AMIGO[™] MONOLITHIC PRESS

AMIGO[™] PRESS AND CABLE ORDERING INFORMATION

	ORDERING NUMBER	ITEM CODE	PLUG END
Press			
42" (1065 mm)	AMIGO-1000-SPLICE PRESS	08545	
Cables			
115 volt; single phase	AMIGO-1000-CABLE-1X115-IEC520	08585	
230 volt; single phase	AMIGO-1000-CABLE-1X230-IECL620	08586	
230 volt; single phase	AMIGO-1000-CABLE-1X230-IECBR3	08588	
230 volt; single phase	AMIGO-1000-CABLE-1X230-CEE77	08707	
230 volt; single phase	AMIGO-1000-CABLE-1X230-CH2-16P	08708	
230 volt; single phase	AMIGO-1000-CABLE-1X230-BS1363	08718	
230 volt; single phase	AMIGO-1000-CABLE-1X230-AS3112	08727	

NOTE: Press, cable, and templates are all purchased separately.



Amigo[™] Monolithic Press

AMIGO[™] OPTIONAL ACCESSORIES

DESCRIPTION	ORDERING NUMBER	ITEM CODE
Skiving Tool	RTBS Rough Top Skiver	03239
Replacement Blades for Amigo	AMIGO-1000-BLADES-5	08587
High – Low Temp Friction Tape for Flat Belts	AMIGO-FRICTIONTAPE-33X25	08604

AMIGO[™] RETURN SIDE KITS

ORDERING NUMBER	ITEM CODE	MAXIMUM BELT WIDTH
AMIGO-1000-RETURN-SIDE-KIT	107322	1046mm (41.18")
AMIGO-RS-GUARD-ADAPTER-KIT*	107321	1046mm (41.18")

*Contact Flexco Customer Service with your Amigo Serial Number to determine if this kit is required.

Amigo Return Side is not compatible with the following belt templates: 08710, 08776, 08847

AMIGO[™] TEMPLATES

BELT MANUFACTURER	BELT STYLE	BELT TYPE	ORDERING NUMBER	ITEM CODE		
Ammeraal Beltech	Soliflex CB	TPU	AMIGO-1000-TMPLT-08592	08592		
Intralox [®]	ThermoDrive [®]	8140 Single/Dual Lug				
Volta	SuperDrive [™]	FMW & FMB FHW & FHB				
Intralox [®]	ThermoDrive [®]	8050 8026	AMIGO-1000-TMPLT-08593	08593		
Mafdel	DEL/DRIVE	DD25	AMIGO-1000-TMPLT-08594	08594		
Habasit	Cleandrive [™]	CD.M50.S-UA.CB				
		CD.M50.S-UA.WB				
		CD.M25.S-UA.CB CD.M25.S-UA.WB				
		Flat	AMIGO-1000-TMPLT-08595	08595		
Gates [®] TPU	PosiClean [®]	PC10 PC20	AMIGO-1000-TMPLT-08596	08596		
UBR	1" Purclean	PS2 & PB3	AMIGO-1000-TMPLT-08597	08597		
Beltservice Corporation	ProClean Center Drive Lug	PCCDB PCCD-MD				
Forbo	Fullsan	CD40- 1R/2R U30				
Gates [®] TPU	CenterClean [®]	CC40				
Habasit	CD M40	L-UA WB				
UBR	Center Drive PurClean	CD3BLSS				
Yongli Belting	HygienePro [™]	U400				
Ammeraal	Aeon	Aeon-50			AMIGO-1000-TMPLT-08603	08603
Cog-veyor Systems Inc.	Cog-veyor	UBM			AMIGO-1000-TMPLT-08710	08710
		UWM				
		PBH				
		PWH				
Beltservice Corporation	Magnethane [™]	PD1	AMIGO-1000-TMPLT-08739	08739		
Yongli Belting	HygienePro [™]	U300	AMIGO-1000-TMPLT-08741	08741		
		Flat w/Spikes				
Gates [®] TPU	PosiLace [™]	PC20	AMIGO-1000-TMPLT-08776	08776		
		CC40				
		FC12				
UBR	Hinge Lace	N/A	AMIGO-1000-TMPLT-08788	08788		
Ammeraal Beltech	Soliflex FB/mini FB	TPU				
Beltservice Corporation	ProClean 1" & 2" Pitch Drive Bar	PCPD2B PCPD1B-MD				
Forbo	Fullsan	PD2 U30				
INO Belt	REOclean	REO-T50 REO-T25				
UBR	2" Purclean	PS2 & PB3				
Volta	DualDrive [™]	FMW & FMB				
		FHW & FHB				
		FMB				
		FHB				
Volta	Mini DualDrive [™]	FHB				
		FMB				
Volta	Mini SuperDrive [™]	FMB				
		FHB				
Volta	Hinge Splice	M (2.5-5mmH)	AMIGO-1000-TMPLT-08847	08847		
Ammeraal Beltech	Soliflex PRO/ Soliflex PRO mini	Soliflex TPU Soliflex TPE	AMIGO-1000-TMPLT-08849	08849		
Mafdel	POSITIVEBELT	PO2-L	AMIGO-1000-TMPLT-08855	08855**		
Mafdel	DEL/DRIVE	DD50	AMIGO-1000-TMPLT-08856	08856		
Yongli	HygienePro [™]	U200	AMIGO-1000-TMPLT-105846	105846		
INO Belt	REOclean	AT40	AMIGO-1000-TMPLT-109228	109228*		
INO Belt	REOclean	M25DB	AMIGO-1000-TMPLT-109508	109508*		
INO Belt	REOclean	M5DB	AMIGO-1000-TMPLT-109629	109629*		

*Must be spliced using the Return Side Kit 107322. 109228 use Return Side Kit when belt width is 39-1/4" or wider.

**The first three rows of lugs need to be trimmed prior to cutting and splicing the belt.

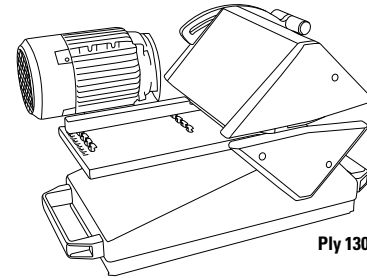
Novitool[®] Belt Fabrication Tools

PLY 130[™] PLY SEPARATOR

ORDERING NUMBER	ITEM CODE	MARK	PLUG	ORDERING NUMBER	ITEM CODE	MARK	PLUG
PLY130-230V+N1PH50HZ-SCHUKO	08800	CE		PLY130-230V1PH60HZ-NEMA-6-30	08808	cETL	
PLY130-400V+NV3PH50HZ-IEC60309	08801	CE		PLY130-230V3PH60HZ-NEMA-L15-20	08809	cETL	
PLY130-115V1PH60HZ-NEMA-5-15	08802	cETL		PLY130-230V3PH60HZ-NEMA-L15-30	08810	cETL	
PLY130-230V1PH60HZ-NEMA-L6-20	08803	cETL		PLY130-460V3PH60HZ-NEMA-L16-20	08811	cETL	
PLY130-230V1PH60HZ-NEMA-L6-30	08804	cETL		PLY130-460V3PH60HZ-NEMA-L16-30	08812	cETL	
PLY130-230V1PH60HZ-NEMA-L6-15	08805	cETL		PLY130-230V1PH50HZ-IEC60309-16	08832	CE	
PLY130-230V1PH60HZ-NEMA-6-15	08806	cETL		PLY130-230V1PH50HZ+N-BS1363-13	08833	CE	
PLY130-230V1PH60HZ-NEMA-6-20	08807	cETL		PLY130-230V3PH60HZ-NEMA-18-20	08834		

PLY 130[™] BLADES

ORDERING NUMBER	ITEM CODE	WT. LBS.
PLY-BL-BLADE-&-JIG-KIT	08014	2.3
PLY130-BLADE	08490	2.3



Ply 130[™] Separator

PLY 130[™] STEPCUTTER

LOW VOLUME			HIGH VOLUME		
ORDERING NUMBER	ITEM CODE	WT. LBS.	ORDERING NUMBER	ITEM CODE	WT. LBS.
PLY130-STEP-CUT-RETROFIT	08499	4.1	PLY130-SNGL-STEP-CUT-BLADE-KIT	08778	2.3
PLY130-STEP-CUT	08501	2.7	PLY130-SNGL-STEP-CUT-BLADE	08791	2.3
OPTIONAL ITEMS					
PLY130-STEP-CUT-BLADES (5)	08497	0.15			
PLY130-STEP-CUT-GUIDE-EXT	08498	1.6			
PLY130-STEP-CUT-TWRENCH	08500	0.2			

PLY 130[™] ACCESSORIES

ORDERING NUMBER	ITEM CODE	WT. LBS.
PLY130-CART	08100	112.0
PLY130-STEP-CUT-GUIDE-EXT	08498	1.6

PLY 130[™] SPRINGS

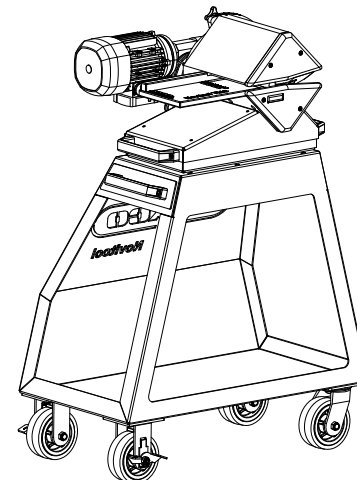
ORDERING NUMBER	ITEM CODE	WT. LBS.
PLY130-GAS-SPRING	08467	0.2
PLY130-GAS-SPRING-400N	08768	0.2

*PLY130-GAS-SPRING comes with the original unit.

Stock Items (non-shaded) carried in factory inventory.

Made To Order Items (shaded) have added lead time.

Non-Listed Items are available. Request quote for price and delivery.



Ply 130[™] Cart

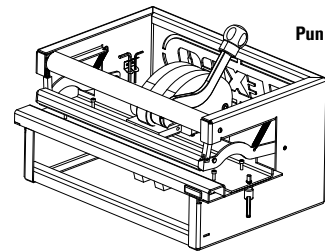
Novitool[®] Belt Fabrication Tools

PUN M™ MOBILE PUNCH

ORDERING NUMBER	ITEM CODE
PUN M*	
PUN-M-300	08016
PUN-M-600	08017
PUN-M-900	08018
PUN M 300 PUNCHBOARDS	
PUN-B-50×20-300	08019
PUN-B-70×15-300	08022
PUN-B-80×20-300	08025
PUN-B-50X18X31BIAS-300	08539
PUN M 600 PUNCHBOARDS	
PUN-B-50×20-600	08020
PUN-B-70×15-600	08023
PUN-B-80×20-600	08026
PUN-B-50×18×31BIAS-600	08540
PUN-B-80×20×113BIAS-600	08439

ORDERING NUMBER	ITEM CODE
PUN M 900 PUNCHBOARDS	
PUN-B-50×20-900	08021
PUN-B-70×15-900	08024
PUN-B-80×20-900	08027
PUN-B-50×18×31BIAS-900	08526
PUN-B-80×20×113BIAS-900	08440
REPLACEMENT PARTS	
PUN-M-NYLONPAD-KIT	08279

*Punchboards not included with Pun M; purchase separately.
Note: Custom punchboards are available for other finger dimensions. Contact Customer Service for information.




Pun M™ Mobile Punch

PUN M™ NDX MOBILE FINGER PUNCHES

DESCRIPTION	ORDERING NUMBER	ITEM CODE
Pun M™ NDX Mobile Finger Punch - 114mm	PUN-M-NDX-114MM	09609
Pun M™ NDX Mobile Finger Punch - 114mm	PUN-M-NDX-114MM-ARP-SDI	09720
Pun M™ NDX Mobile Finger Punch - 200mm	PUN-M-NDX-200MM	09663

Pun M™ NDX Mobile Finger Punch - 114 mm



PUN M™ NDX BELT TYPE COMPATIBILITY

PUNCH MODEL	COMPATIBLE BELT TYPES	ITEM CODE
Pun M NDX 114	IntelliQ Generation 2; IntelliQ Generation 3; RedDrive 77	09609
Pun M NDX 114	ARP - Ammeraal, Chiorino, Forbo, Habasit SDI - Forbo, Chiorino (not Ammeraal); Nitta CFTG-60SG & -18SG	09720
Pun M NDX 200	Forbo UU60A-42 FBRC/FSTR Black; Gates Mectrol F160 Habasit TF-102T; Nitta Carryflex (CFTG); RedDrive45	09663



Pun M™ NDX Mobile Finger Punch - 200 mm




REPLACEMENT PARTS/ ACCESSORIES

DESCRIPTION	ORDERING NUMBER	ITEM CODE
Replacement Blade Kit, 114mm*	114MM-BLADES-3PK	09665
Replacement Blade Kit, 200mm*	200MM-BLADES-3PK	09666
Nylon Punch Pad, 114mm	NYLON-PUNCH-PAD-114MM	09667
Nylon Punch Pad, 200mm	NYLON-PUNCH-PAD-200MM	09668
Clamp Bar, 77mm Belt, Smooth V-Guide	CLAMP-BAR-77MMBLT-SMOOTH-VGD	09701
Clamp bar used for CFTG-60SG/18SG on 114	CLAMP-BAR-CFTG-SG	09725
Nylon Punch Pad, 200 mm for 30 mm wide belt	NYLON-PUNCH-PAD-200MM-30	102841
Clamp bar used for 70 mm wide belt	CLAMP-BAR-CFTG-60SGNF-70	111055

*NOTE: Replacement Blade kits include cut-resistant gloves and hex wrenches for blade replacement.

 **Stock Items** (non-shaded) carried in factory inventory.
 **Made To Order Items** (shaded) have added lead time.
Non-Listed Items are available.
 Request quote for price and delivery.



FGP Food Grade Primary Cleaner General Information

The FGP Food Grade Primary Cleaner from Flexco is easy to install, easy to maintain, and disassembles in a snap for regular cleaning and sanitization. The FGP Primary Cleaner works on any belt from 4" to 60" (100 mm to 1500 mm) and the blade is available in both white and blue FDA approved food grade material.

Features and Benefits

- Made of FDA approved materials for use in food applications.
- Certified by USDA for use in meat, poultry, and dairy operations.
- Compliant with EU 1934/2004 food contact requirements.
- Simple design limits crevices and opportunities for bacteria growth.
- Snap on/off blade for ease of cleaning and blade replacement.
- Minimal hardware so installation, tensioning, and blade replacement are easy.
- Easily tensioned to minimize blade wear, eliminate belt damage, and maximize cleanability.
- Available in standard blade widths from 12" to 60" (305mm to 1524mm). Can be cut to size.
- C-dimension gauge ensures proper pole location for optimal cleaning.
- Compatible with endless as well as mechanical splices.

Specifications:

• Temperature Range UHMW: -20°F to 140°F (-29°C to 60°C) Dual Durometer: +32°F to 140°F (0°C to 60°C)	• Blade Height 3.0" (76 mm)	• Blade Hardness UHMW: 63D Shore Hardness Urethane: 85A Shore Hardness	• Blade Material Food-grade UHMW, UHMW with Stainless Steel, or Urethane with PVC
• Pulley Diameter Range 2" (50 mm) to 10.5" (267 mm)	• Blade Width Range 4" - 60" (102-1524 mm)	• Pole/Mounting Material 304 Stainless Steel	

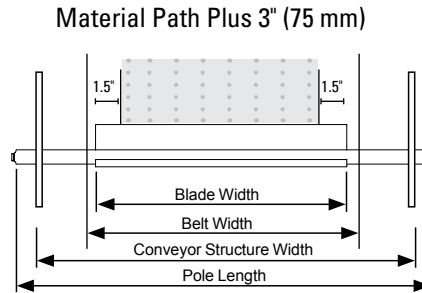
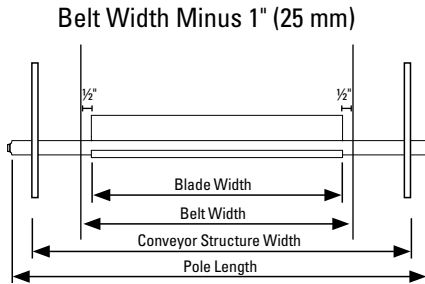
How to choose the correct size blade for your conveyor:

1. Measure your belt width.
2. Choose the Blade Width that corresponds to your belt width.
3. Measure your conveyor width.
4. Verify the Maximum Conveyor Width shown in the selection chart is larger than your conveyor width. If your conveyor width is larger than the maximum width shown, choose the next larger blade width that accommodates your conveyor width.
5. Blade and/or pole can be cut to user's required length. Pole must be 2" longer than the outside width of conveyor structure at the mounting location.

FGP Food Grade Primary Cleaner

FGP FOOD GRADE PRIMARY CLEANER SPECIFICATIONS

Recommended blade width:



POLE LENGTHS

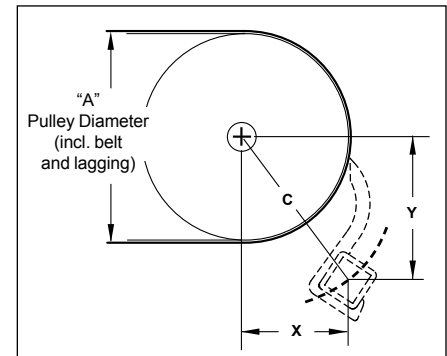
POLE LENGTH		MINIMUM BLADE WIDTH		MAXIMUM BLADE WIDTH		MAXIMUM CONVEYOR STRUCTURE WIDTH AT CLEANER MOUNTING LOCATION	
in.	mm	in.	mm	in.	mm	in.	mm
24	610	4	102	12	305	22	556
30	813	4	102	18	457	28	708
36	965	18	457	24	610	34	861
42	1067	18	457	30	813	40	1013
48	1219	30	813	36	965	46	1165
54	1372	30	813	42	1067	52	1318
60	1524	30	813	48	1219	58	1470
66	1676	30	813	54	1372	64	1623
72	1829	30	813	60	1524	70	1775

POLE LOCATION

A		X		Y		C		A		X		Y		C	
in.	mm	in.	mm	in.	mm	in.	mm	in.	mm	in.	mm	in.	mm	in.	mm
2.0	51	0.95	24	2.98	76	3.13	80	6.5	165	3.16	80	3.41	87	4.64	118
2.5	64	1.19	30	3.03	77	3.25	83	7.0	178	3.40	86	3.46	88	4.85	123
3.0	76	1.44	37	3.08	78	3.39	86	7.5	191	3.65	93	3.51	89	5.06	129
3.5	89	1.68	43	3.12	79	3.55	90	8.0	203	3.89	99	3.55	90	5.27	134
4.0	102	1.93	49	3.17	81	3.71	94	8.5	216	4.14	105	3.60	91	5.48	139
4.5	114	2.18	55	3.22	82	3.88	99	9.0	229	4.38	111	3.65	93	5.70	145
5.0	127	2.42	61	3.27	83	4.06	103	9.5	241	4.63	118	3.70	94	5.92	150
5.5	140	2.67	68	3.31	84	4.25	108	10.0	254	4.88	124	3.74	95	6.14	156
6.0	152	2.91	74	3.36	85	4.45	113								

A = Diameter of pulley + lagging thickness + belt thickness
 C = Centerline of pulley to centerline of cleaner pole.

POLE LOCATION SPECS



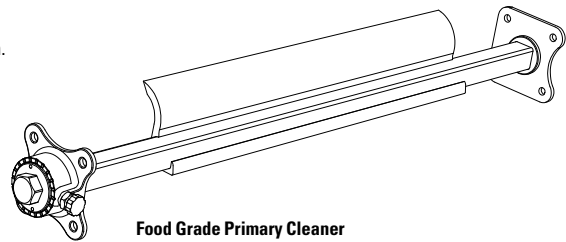
FGP Food Grade Primary Cleaner

FGP FOOD GRADE PRIMARY CLEANER

BLADE WIDTH		MAXIMUM CONVEYOR WIDTH		WEIGHT		WHITE BLADE		BLUE BLADE		BLUE METAL DETECTABLE BLADE		BLUE DUAL DUROMETER BLADE	
in.	mm	in.	mm	lbs.	kg.	ORDERING NUMBER	ITEM CODE	ORDERING NUMBER	ITEM CODE	ORDERING NUMBER	ITEM CODE	ORDERING NUMBER	ITEM CODE
12	305	22	559	6.7	3.0	FGP-W3-12	56009	FGP-BL3-12	56000	FGP-MD3-12	56027	FGP-MDDD3-12	56018
18	457	28	711	7.7	3.5	FGP-W3-18	56010	FGP-BL3-18	56001	FGP-MD3-18	56028	FGP-MDDD3-18	56019
24	610	34	864	8.6	3.9	FGP-W3-24	56011	FGP-BL3-24	56002	FGP-MD3-24	56029	FGP-MDDD3-24	56020
30	762	40	1016	9.5	4.3	FGP-W3-30	56012	FGP-BL3-30	56003	FGP-MD3-30	56030	FGP-MDDD3-30	56021
36	914	46	1168	10.5	4.8	FGP-W3-36	56013	FGP-BL3-36	56004	FGP-MD3-36	56031	FGP-MDDD3-36	56022
42	1067	52	1321	11.5	5.2	FGP-W3-42	56014	FGP-BL3-42	56005	FGP-MD3-42	56032	FGP-MDDD3-42	56023
48	1219	58	1473	12.4	5.6	FGP-W3-48	56015	FGP-BL3-48	56006	FGP-MD3-48	56033	FGP-MDDD3-48	56024
54	1372	64	1626	13.3	6.0	FGP-W3-54	56016	FGP-BL3-54	56007	FGP-MD3-54	56034	FGP-MDDD3-54	56025
60	1524	70	1778	14.2	6.4	FGP-W3-60	56017	FGP-BL3-60	56008	FGP-MD3-60	56035	FGP-MDDD3-60	56026

Product Notes:

- Pole length = blade length + 12" on standard cleaners.
- Blade and/or pole can be cut to users required length.
- Pole must be 2" longer than the outside width of the conveyor structure at the mounting location.

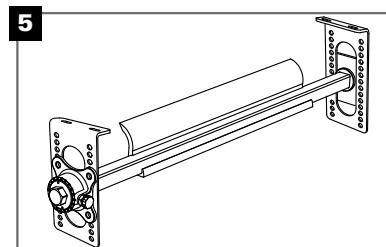
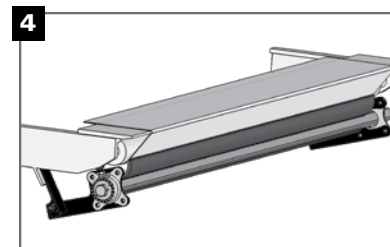
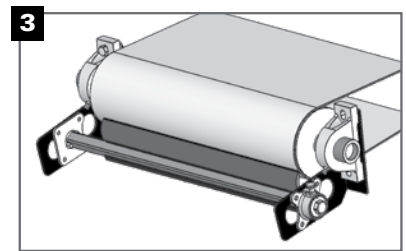
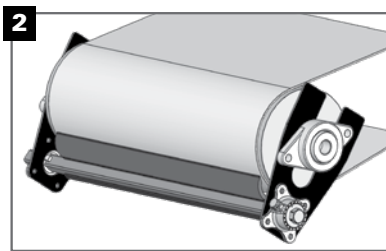
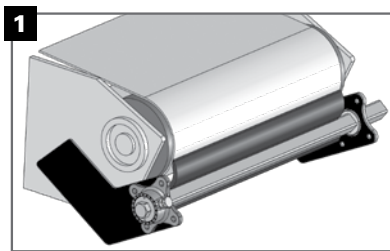




Food Grade Primary Cleaner

FGP OPTIONAL MOUNTING BRACKETS

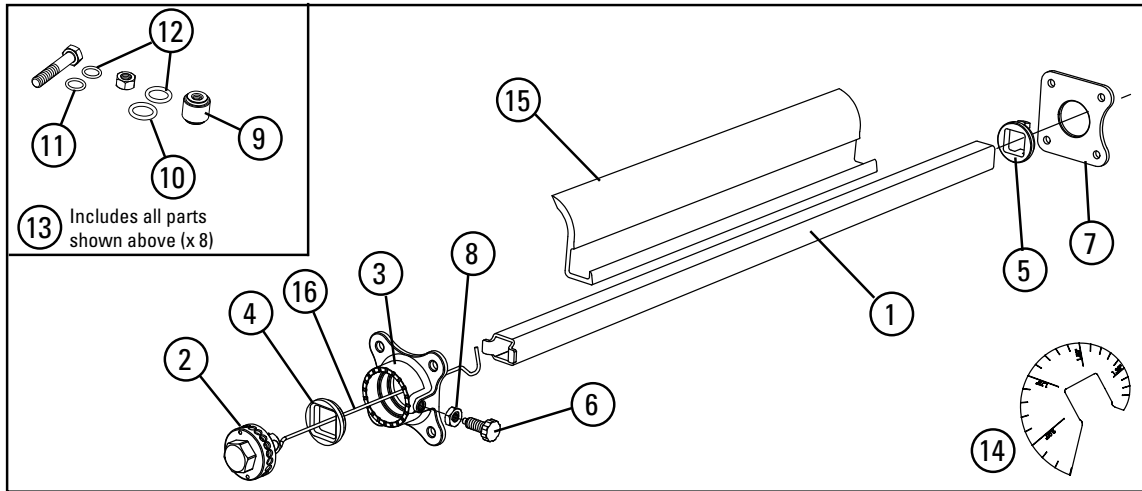
(BOLT OR WELD)

	DESCRIPTION	ORDERING NUMBER	ITEM CODE
1	Frame Mount	FGP-MOUNT-FRAME	56585
2	Flange Bearing Mount	FGP-MOUNT-FLANGE-BEARING	56586
3	Base Bearing Mount	FGP-MOUNT-BASE-BEARING	56587
4	Two-Piece Mount	FGP-MOUNT-TWO-PIECE	56588
5	Secondary Position Angle Bracket	FGP-SECONDARY-ADAPTER-BRKT	56739
	Sloped Bracket Kit	FG-MTG-KIT-SLOPED BRKT KIT	113372
	90 Degree Bracket Kit	FG-MTG-KIT-90DEG BRKT KIT	113373



 **Stock Items** (non-shaded) carried in factory inventory.
 **Made To Order Items** (shaded) have added lead time.
Non-Listed Items are available.
 Request quote for price and delivery.

FGP Food Grade Primary Cleaner



FGP FOOD GRADE PRIMARY CLEANER REPLACEMENT PARTS

REF	DESCRIPTION	ORDERING NUMBER	ITEM CODE	WT. LBS.
1	24" (610 mm) Pole	FGPL-24/610	56503	2.7
	30" (762 mm) Pole	FGPL-30/762	56504	3.4
	36" (914 mm) Pole	FGPL-36/914	56505	4.1
	42" (1067 mm) Pole	FGPL-42/1067	56506	4.8
	48" (1219 mm) Pole	FGPL-48/1219	56507	5.5
	54" (1372 mm) Pole	FGPL-54/1372	56508	6.2
	60" (1524 mm) Pole	FGPL-60/1524	56509	6.9
	66" (1676 mm) Pole	FGPL-66/1676	56510	7.6
72" (1829 mm) Pole	FGPL-72/1829	56511	8.3	
2	Torsion Hub Assembly	FGTHUB	56519	0.6
3	Torsion Housing	FGTHSG	56520	0.8
4	Torsion Bushing	FGTBSG	56521	0.1
5	Pole Bushing	FGPBSG	56522	0.1
6	Thumb Screw	FGPIN	56523	0.1
7	End Plate	FGENDPLT	56524	0.5
8	Jam/Locking Nut	FGHEXNUT	56525	0.1
9	Standoff Kit (8 pc)	FGSTNDOFFKIT/8	56526	0.6
	Standoff (1 pc)	FGSTNDOFFKIT/1	56529	0.1
10	Large O-ring (1 pc)	FGO-RLG/1	56530	0.1
11	Small O-ring (1 pc)	FGO-RSM/1	56567	0.1
12	O-ring Kit (16 pcs. ea. Items 10 & 11)	FGO-RGKIT/32	56528	0.1
13	Hardware Kit	FGHRDWRKIT	56527	1.1
14	"C" Dimension Gauge	FG-C-GAUGE	56568	0.1

FGP FOOD GRADE PRIMARY CLEANER REPLACEMENT SPRINGS

REF	DESCRIPTION	ORDERING NUMBER	ITEM CODE	WT. LBS.
16	Torsion Spring 6" (152 mm) to 12" (305 mm) Blades	FGTS-20/500	56500	0.1
	Torsion Spring 13" (330 mm) to 24" (610 mm) Blades	FGTS-36/900	56501	0.1
	Torsion Spring 25" (635 mm) to 48" (1219 mm) Blades	FGTS-60/1500	56502	0.1
	Torsion Spring 49" (1245 mm) to 60" (1524 mm) Blades	FGTS-XL	56577	0.2

FGP FOOD GRADE PRIMARY CLEANER REPLACEMENT BLADES


REF	DESCRIPTION	ORDERING NUMBER	ITEM CODE	WT. LBS.
15	12" (305 mm) Blue Blade	FGB-BL3-12/305	56531	0.5
	18" (457 mm) Blue Blade	FGB-BL3-18/457	56532	0.7
	24" (610 mm) Blue Blade	FGB-BL3-24/610	56533	0.9
	30" (762 mm) Blue Blade	FGB-BL3-30/762	56534	1.2
	36" (914 mm) Blue Blade	FGB-BL3-36/914	56535	1.4
	42" (1067 mm) Blue Blade	FGB-BL3-42/1067	56536	1.6
	48" (1219 mm) Blue Blade	FGB-BL3-48/1219	56537	1.8
	54" (1372 mm) Blue Blade	FGB-BL3-54/1372	56538	2.1
	60" (1524 mm) Blue Blade	FGB-BL3-60/1524	56539	2.3
	12" (305 mm) White Blade	FGB-W3-12/305	56540	0.5
	18" (457 mm) White Blade	FGB-W3-18/457	56541	0.7
	24" (610 mm) White Blade	FGB-W3-24/610	56542	0.9
	30" (762 mm) White Blade	FGB-W3-30/762	56543	1.2
	36" (914 mm) White Blade	FGB-W3-36/914	56544	1.4
	42" (1067 mm) White Blade	FGB-W3-42/1067	56545	1.6
	48" (1219 mm) White Blade	FGB-W3-48/1219	56546	1.8
	54" (1372 mm) White Blade	FGB-W3-54/1372	56547	2.1
	60" (1524 mm) White Blade	FGB-W3-60/1524	56548	2.3
	12" (305 mm) Metal Detectable Blade	FGB-MD3-12/305	56558	0.5
	18" (457 mm) Metal Detectable Blade	FGB-MD3-18/457	56559	0.7
	24" (610 mm) Metal Detectable Blade	FGB-MD3-24/610	56560	0.9
	30" (762 mm) Metal Detectable Blade	FGB-MD3-30/762	56561	1.2
	36" (914 mm) Metal Detectable Blade	FGB-MD3-36/914	56562	1.4
	42" (1067 mm) Metal Detectable Blade	FGB-MD3-42/1067	56563	1.6
	48" (1219 mm) Metal Detectable Blade	FGB-MD3-48/1219	56564	1.8
	54" (1372 mm) Metal Detectable Blade	FGB-MD3-54/1372	56565	2.1
	60" (1524 mm) Metal Detectable Blade	FGB-MD3-60/1524	56566	2.3
	12" (305 mm) Dual Durometer Blade	FGB-MDDD3-12/305	56549	0.5
	18" (457 mm) Dual Durometer Blade	FGB-MDDD3-18/457	56550	0.7
	24" (610 mm) Dual Durometer Blade	FGB-MDDD3-24/610	56551	0.9
30" (762 mm) Dual Durometer Blade	FGB-MDDD3-30/762	56552	1.2	
36" (914 mm) Dual Durometer Blade	FGB-MDDD3-36/914	56553	1.4	
42" (1067 mm) Dual Durometer Blade	FGB-MDDD3-42/1067	56554	1.6	
48" (1219 mm) Dual Durometer Blade	FGB-MDDD3-48/1219	56555	1.8	
54" (1372 mm) Dual Durometer Blade	FGB-MDDD3-54/1372	56556	2.1	
60" (1524 mm) Dual Durometer Blade	FGB-MDDD3-60/1524	56557	2.3	

Stock Items (non-shaded) carried in factory inventory.

Made To Order Items (shaded) have added lead time.

Non-Listed Items are available.

Request quote for price and delivery.



FGP-ES Food Grade Primary Cleaner with External Spring

General Information

The FGP-ES Food Grade Primary Cleaner with External Spring from Flexco is easy to install, easy to maintain, and disassembles in a snap for regular cleaning and sanitization. The FGP-ES Food Grade Primary Cleaner with External Spring works on any belt from 4" to 60" and the blade is available in both white and blue FDA approved food grade material.

Features and Benefits


- Made of FDA approved materials for use in food applications.
- Verified by BISSC for use in industrial baking operations.
- Compliant with EU 1934/2004 food contact requirements.
- Simple design limits crevices and opportunities for bacteria growth.
- Snap on/off blade for ease of cleaning and blade replacement.
- Minimal hardware so installation, tensioning, and blade replacement are easy.
- Easily tensioned to minimize blade wear, eliminate belt damage, and maximize cleanability.
- Available in standard blade widths from 12" to 48" (305mm to 1219mm). Can be cut to size.
- Installation gauge ensures proper pole location for optimal cleaning.
- Compatible with endless as well as mechanical splices.
- Includes installation side plates, standoffs and necessary hardware.
- Available with dual tensioners for cleaners with blades above 48" (1219mm).

Specifications:

<ul style="list-style-type: none"> • Temperature Range UHMW: -20°F to 140°F (-29°C to 60°C) Dual Durometer: +32°F to 140°F (0°C to 60°C) 	<ul style="list-style-type: none"> • Blade Height UHMW: 3.0" (76mm) Dual Durometer: 3.0" (76mm) • Blade Length Range 12" to 48" (305mm to 1219mm) 	<ul style="list-style-type: none"> • Cleaner Construction Material Solid 304 Stainless Steel • Blade Hardness UHMW: 63D Shore Hardness Urethane: 85A Shore Hardness 	<ul style="list-style-type: none"> • Blade Material Food-grade UHMW, UHMW with Stainless Steel, or Urethane with PVC
--	---	---	--

How to choose the correct size Cleaner for your conveyor:

1. Measure your belt width.
2. Choose the Blade Length that corresponds to your belt width.
3. Measure your conveyor outside to outside width.
4. Verify the Maximum Conveyor Width shown in the selection chart is larger than your outside to outside conveyor width. If your conveyor width is larger than the maximum width shown, choose the next larger Blade Length that accommodates your conveyor width.
5. Blade, blade support bar, and shaft can be cut to users required length. Shaft must be 6" longer than the outside width of conveyor structure at the mounting location. For cleaners that are 54", shaft must be 12" longer than the outside width of the conveyor structure at the mounting location.

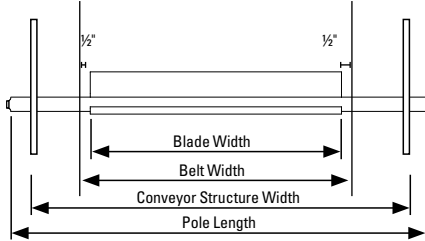


FGP-ES Food Grade Primary Cleaner External Spring

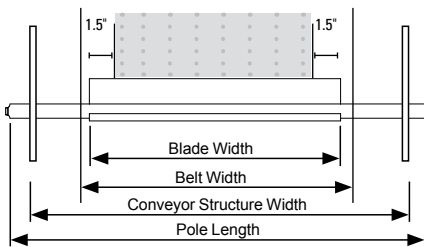
FGP-ES FOOD GRADE PRIMARY CLEANER – EXTERNAL SPRING SPECIFICATIONS

Recommended blade width:

Belt Width Minus 1" (25mm)



Material Path Plus 3" (76mm)



POLE LENGTHS


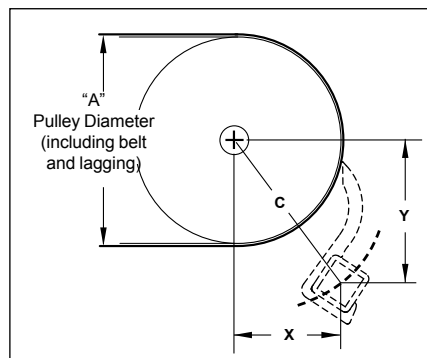
POLE LENGTH		STANDARD BLADE LENGTH		MINIMUM BLADE LENGTH		MINIMUM CONVEYOR WIDTH AT CLEANER MOUNTING LOCATION		MAXIMUM CONVEYOR WIDTH AT CLEANER MOUNTING LOCATION	
in	mm	in	mm	in	mm	in	mm	in	mm
24	610	12	305	9	229	11	279	22	556
30	813	18	457	9	229	14	356	28	708
36	965	24	610	9	229	20	508	34	861
42	1067	30	813	18	457	26	660	40	1013
48	1219	36	965	18	457	32	813	46	1165
54	1372	42	1067	18	457	38	965	52	1318
60	1524	48	1219	18	457	44	1118	58	1470

POLE LOCATION

A		X		Y		C	
in.	mm	in.	mm	in.	mm	in.	mm
2.0	51	0.95	24	2.98	76	3.13	80
2.5	64	1.19	30	3.03	77	3.25	83
3.0	76	1.44	37	3.08	78	3.39	86
3.5	89	1.68	43	3.12	79	3.55	90
4.0	102	1.93	49	3.17	81	3.71	94
4.5	114	2.18	55	3.22	82	3.88	99
5.0	127	2.42	61	3.27	83	4.06	103
5.5	140	2.67	68	3.31	84	4.25	108
6.0	152	2.91	74	3.36	85	4.45	113
6.5	165	3.16	80	3.41	87	4.64	118
7.0	178	3.40	86	3.46	88	4.85	123
7.5	191	3.65	93	3.51	89	5.06	129
8.0	203	3.89	99	3.55	90	5.27	134
8.5	216	4.14	105	3.60	91	5.48	139
9.0	229	4.38	111	3.65	93	5.70	145
9.5	241	4.63	118	3.70	94	5.92	150
10.0	254	4.88	124	3.74	95	6.14	156

A = Diameter of pulley + lagging thickness + belt thickness
 C = Centerline of pulley to centerline of cleaner pole.

POLE LOCATION SPECS



"B" Tensioner Shown

FGP-ES Food Grade Primary Cleaner External Spring



FGP-ES FOOD GRADE PRIMARY CLEANER – EXTERNAL SPRING

BLADE WIDTH	MAXIMUM CONVEYOR WIDTH	WEIGHT	WHITE BLADE		BLUE BLADE	
			ORDERING NUMBER	ITEM CODE	ORDERING NUMBER	ITEM CODE
in.	in.	LBS.				
12	22	13.5	FGPES-A-W3-12/305 FGPES-B-W3-12/305	106414 106415	FGPES-A-BL3-12/305 FGPES-B-BL3-12/305	106400 106401
18	28	15.1	FGPES-A-W3-18/457 FGPES-B-W3-18/457	106416 106417	FGPES-A-BL3-18/457 FGPES-B-BL3-18/457	106402 106403
24	34	16.8	FGPES-A-W3-24/610 FGPES-B-W3-24/610	106418 106419	FGPES-A-BL3-24/610 FGPES-B-BL3-24/610	106404 106405
30	40	18.5	FGPES-A-W3-30/762 FGPES-B-W3-30/762	106420 106421	FGPES-A-BL3-30/762 FGPES-B-BL3-30/762	106406 106407
36	46	20.2	FGPES-A-W3-36/914 FGPES-B-W3-36/914	106422 106423	FGPES-A-BL3-36/914 FGPES-B-BL3-36/914	106408 106409
42	52	22.0	FGPES-A-W3-42/1067 FGPES-B-W3-42/1067	106424 106425	FGPES-A-BL3-42/1067 FGPES-B-BL3-42/1067	106410 106411
48	58	23.7	FGPES-A-W3-48/1219 FGPES-B-W3-48/1219	106426 106427	FGPES-A-BL3-48/1219 FGPES-B-BL3-48/1219	106412 106413

Product Notes:

- Shaft length = blade length + 300 mm on standard cleaners.
- Blade and/or Shaft can be cut to user's required length.
- Shaft must be 50 mm longer than the outside width of the conveyor structure at the mounting location.
- Weights are approximate and are subject to change by manufacturer, Dual durometer blade is not compliant with Health Canada or EU 1935/2004.

FGP-ES FOOD GRADE PRIMARY CLEANER – EXTERNAL SPRING

BLADE WIDTH	MAXIMUM CONVEYOR WIDTH	WEIGHT	BLUE METAL DETECTABLE BLADE		BLUE DUAL DUROMETER BLADE	
			ORDERING NUMBER	ITEM CODE	ORDERING NUMBER	ITEM CODE
in.	in.	LBS.				
12	22	13.5	FGPES-A-MD3-12/305 FGPES-B-MD3-12/305	106428 106429	FGPES-A-MDDD3-12/305 FGPES-B-MDDD3-12/305	106442 106443
18	28	15.1	FGPES-A-MD3-18/457 FGPES-B-MD3-18/457	106430 106431	FGPES-A-MDDD3-18/457 FGPES-B-MDDD3-18/457	106444 106445
24	34	16.8	FGPES-A-MD3-24/610 FGPES-B-MD3-24/610	106432 106433	FGPES-A-MDDD3-24/610 FGPES-B-MDDD3-24/610	106446 106447
30	40	18.5	FGPES-A-MD3-30/762 FGPES-B-MD3-30/762	106434 106435	FGPES-A-MDDD3-30/762 FGPES-B-MDDD3-30/762	106448 106449
36	46	20.2	FGPES-A-MD3-36/914 FGPES-B-MD3-36/914	106436 106437	FGPES-A-MDDD3-36/914 FGPES-B-MDDD3-36/914	106450 106451
42	52	22.0	FGPES-A-MD3-42/1067 FGPES-B-MD3-42/1067	106438 106439	FGPES-A-MDDD3-42/1067 FGPES-B-MDDD3-42/1067	106452 106453
48	58	23.7	FGPES-A-MD3-48/1219 FGPES-B-MD3-48/1219	106440 106441	FGPES-A-MDDD3-48/1219 FGPES-B-MDDD3-48/1219	106454 106455

Product Notes:

- Shaft length = blade length + 300 mm on standard cleaners.
- Blade and/or Shaft can be cut to user's required length.
- Shaft must be 50 mm longer than the outside width of the conveyor structure at the mounting location.
- Weights are approximate and are subject to change by manufacturer, Dual durometer blade is not compliant with Health Canada or EU 1935/2004.

FGP-ES OPTIONAL MOUNTING BRACKETS


(BOLT OR WELD)

DESCRIPTION	ORDERING NUMBER	ITEM CODE
Wide V Bracket Kit	FG-MTG-KIT-WVB WIDE V BRKT	113371
Y Bracket Kit	FG-MTG-KIT-YBK Y BRKT KIT	113374

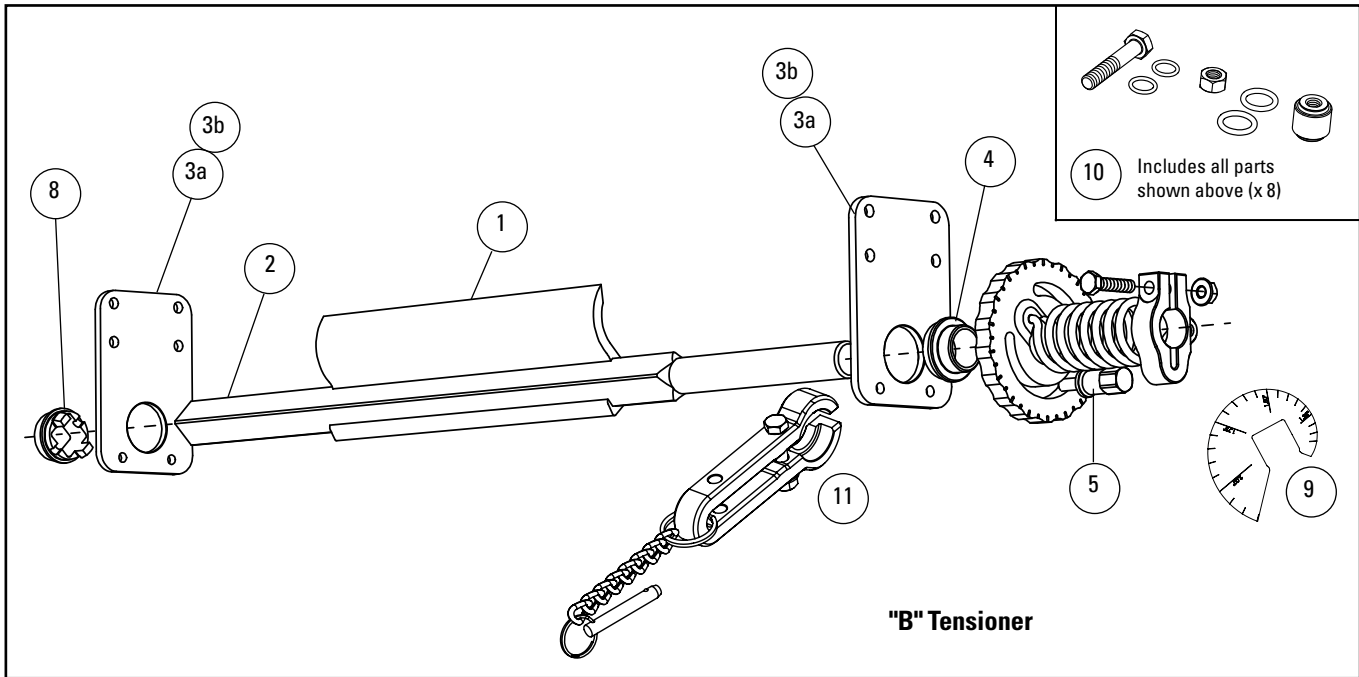
Stock Items (non-shaded)

Made To Order Items (shaded) extended lead time, minimum order may apply.

Special Metals and Special Length Cards are available. Request quote for price and delivery.



FGP-ES Food Grade Primary Cleaner External Spring



FGP-ES FOOD GRADE PRIMARY CLEANER – EXTERNAL SPRING REPLACEMENT PARTS

REF	DESCRIPTION	ORDERING NUMBER	ITEM CODE	WT. LBS.
1	Blade (See Replacement Blade table)			
2	28" (711 mm) Shaft	FG-SQSB-28/711	103328	7.9
	34" (863 mm) Shaft	FG-SQSB-34/863	103329	9.6
	40" (1016 mm) Shaft	FG-SQSB-40/1016	103330	11.3
	46" (1168 mm) Shaft	FG-SQSB-46/1168	103331	13.0
	52" (1320 mm) Shaft	FG-SQSB-52/1320	103332	14.7
	58" (1473 mm) Shaft	FG-SQSB-58/1473	103333	16.4
3a	End Plate	FGS-MP MOUNTING PLATE	57250	0.8
	End Plate	FGS-FGPES-PM BLANK MNTG PLT	57258	0.8
3b	End Plate - Europe	FGS-FGPES-EU-MP MOUNTING PLATE	57251	0.6
4	Plastic Bushing (Round)	FGPS-BSG-RNG	103335	0.1
5	Set Bolt	BOLT POSITIONING FGS	57252	0.1
8	Plastic Bushing (Square)	FGPS-BSG-SQ	103336	0.1
9	"C" Dimension Gauge	FG-C-GAUGE	56568	0.1
10	Hardware kit	FGPSHWKIT RPL HARDWARE KIT	103687	1.1
11	Locking Lever	FG LEVER KIT	104674	1.0

NOTE: Cleaners with a dual durometer blade use replacement mounting plates 57250 and 57258. All other cleaners use replacement mounting plates 57251 and 57258.

Stock Items (non-shaded) carried in factory inventory.

Made To Order Items (shaded) have added lead time.


Non-Listed Items are available.
Request quote for price and delivery.

FGP-ES FOOD GRADE PRIMARY CLEANER – EXTERNAL SPRING REPLACEMENT BLADES

REF	DESCRIPTION	ORDERING NUMBER	ITEM CODE	WT. LBS.
1	12" (305 mm) Blue Blade	FGB-BL3-12/305	56531	0.5
	18" (457 mm) Blue Blade	FGB-BL3-18/457	56532	0.7
	24" (610 mm) Blue Blade	FGB-BL3-24/610	56533	0.9
	30" (762 mm) Blue Blade	FGB-BL3-30/762	56534	1.2
	36" (914 mm) Blue Blade	FGB-BL3-36/914	56535	1.4
	42" (1067 mm) Blue Blade	FGB-BL3-42/1067	56536	1.6
	48" (1219 mm) Blue Blade	FGB-BL3-48/1219	56537	1.8
	12" (305 mm) White Blade	FGB-W3-12/305	56540	0.5
	18" (457 mm) White Blade	FGB-W3-18/457	56541	0.7
	24" (610 mm) White Blade	FGB-W3-24/610	56542	0.9
	30" (762 mm) White Blade	FGB-W3-30/762	56543	1.2
	36" (914 mm) White Blade	FGB-W3-36/914	56544	1.4
	42" (1067 mm) White Blade	FGB-W3-42/1067	56545	1.6
	48" (1219 mm) White Blade	FGB-W3-48/1219	56546	1.8
	12" (305 mm) Metal Detectable Blade	FGB-MD3-12/305	56558	0.5
	18" (457 mm) Metal Detectable Blade	FGB-MD3-18/457	56559	0.7
	24" (610 mm) Metal Detectable Blade	FGB-MD3-24/610	56560	0.9
	30" (762 mm) Metal Detectable Blade	FGB-MD3-30/762	56561	1.2
36" (914 mm) Metal Detectable Blade	FGB-MD3-36/914	56562	1.4	
42" (1067 mm) Metal Detectable Blade	FGB-MD3-42/1067	56563	1.6	
48" (1219 mm) Metal Detectable Blade	FGB-MD3-48/1219	56564	1.8	
12" (305 mm) Dual Durometer Blade	FGB-MDDD3-12/305	56549	0.5	
18" (457 mm) Dual Durometer Blade	FGB-MDDD3-18/457	56550	0.7	
24" (610 mm) Dual Durometer Blade	FGB-MDDD3-24/610	56551	0.9	
30" (762 mm) Dual Durometer Blade	FGB-MDDD3-30/762	56552	1.2	
36" (914 mm) Dual Durometer Blade	FGB-MDDD3-36/914	56553	1.4	
42" (1067 mm) Dual Durometer Blade	FGB-MDDD3-42/1067	56554	1.6	
48" (1219 mm) Dual Durometer Blade	FGB-MDDD3-48/1219	56555	1.8	

FGP-ES FOOD GRADE CLEANER TENSIONERS

REF	DESCRIPTION	ORDERING NUMBER	ITEM CODE	WT. LBS.	PRICE
-	"A" Tensioner - Left	FGTC-TWA TENSIONER WELDMENT A	106279	2.3	\$ 692.90
-	"B" Tensioner - Right	FGTC-TWB TENSIONER WELDMENT B	106280	2.3	692.90



FGS Food Grade Secondary Cleaner General Information

The FGS Food Grade Secondary Cleaner from Flexco is easy to install, easy to maintain, and disassembles in a snap for regular cleaning and sanitization. The FGS Secondary Cleaner works on any belt from 300 mm to 2134 mm and the blade is available in both white and blue FDA approved food grade material.

Features and Benefits

- Made of FDA approved materials for use in food applications.
- Verified by BISSC for use in industrial baking operations.
- Compliant with EU 1934/2004 food contact requirements.
- Simple design limits crevices and opportunities for bacteria growth.
- Snap on/off blade for ease of cleaning and blade replacement.
- Minimal hardware so installation, tensioning, and blade replacement are easy.
- Easily tensioned to minimize blade wear, eliminate belt damage, and maximize cleanability.
- Available in standard blade widths from 12" to 72" (300 mm to 1800 mm). Can be cut to size.
- Installation gauge ensures proper pole location for optimal cleaning.
- Compatible with endless as well as mechanical splices.
- Includes installation side plates, standoffs and necessary hardware.
- Available with dual tensioners for cleaners with blades above 48" (1220 mm).

Specifications:

<ul style="list-style-type: none"> • Temperature Range UHMW: -20°F to 140°F (-29°C to 60°C) Dual Durometer: +32°F to 140°F (0°C to 60°C) 	<ul style="list-style-type: none"> • Blade Height UHMW: 2.0' (51mm) Dual Durometer: 3.0' (76mm) • Blade Length Range 12" to 72" (305mm to 1829mm) 	<ul style="list-style-type: none"> • Cleaner Construction Material Solid 304 Stainless Steel • Blade Hardness UHMW: 63D Shore Hardness Urethane: 85A Shore Hardness 	<ul style="list-style-type: none"> • Blade Material Food-grade UHMW, UHMW with Stainless Steel, or Urethane with PVC
--	---	---	--

How to choose the correct size Cleaner for your conveyor:

1. Measure your belt width.
2. Choose the Blade Length that corresponds to your belt width.
3. Measure your conveyor outside to outside width.
4. Verify the Maximum Conveyor Width shown in the selection chart is larger than your outside to outside conveyor width. If your conveyor width is larger than the maximum width shown, choose the next larger Blade Length that accommodates your conveyor width.
5. Blade, blade support bar, and shaft can be cut to users required length. Shaft must be 6" (152mm) longer than the outside width of conveyor structure at the mounting location. For cleaners that are 54" (1372mm), shaft must be 12" (305mm) longer than the outside width of the conveyor structure at the mounting location.

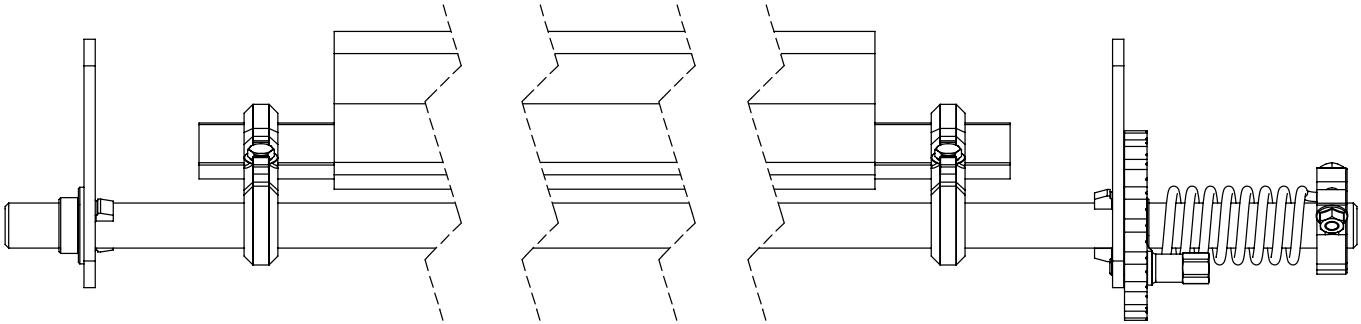
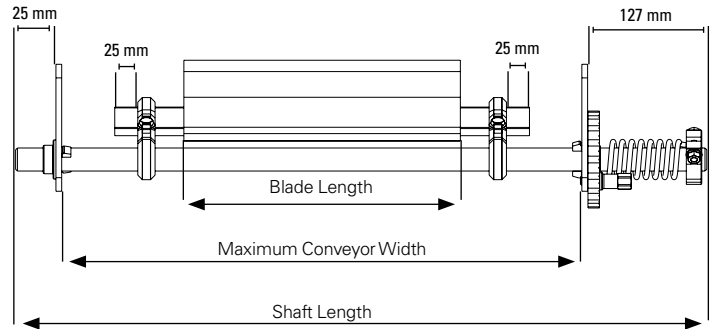


FGS Food Grade Secondary Cleaner

FGS FOOD GRADE SECONDARY CLEANER SPECIFICATIONS

BLADE LENGTHS

BLADE LENGTH		SUPPORT BAR LENGTH		MAXIMUM CONVEYOR WIDTH	
in.	mm	in.	mm	in.	mm
12	305	15	381	20	508
18	457	21	533	26	660
24	610	27	686	32	813
30	762	33	838	38	965
36	914	39	991	44	1118
42	1067	45	1143	50	1270
48	1219	51	1295	56	1422
54	1372	57	1448	64	1626
60	1524	63	1600	70	1778
66	1676	69	1753	76	1930
72	1829	75	1905	82	2083
78	1981	81	2057	88	2235
84	2134	87	2210	94	2388



54" through 84" (1372 mm through 2134 mm)
 Length Cleaners
 2x Tensioning Components
 3 Swing Arms w/Slotted Blades

FGS Food Grade Secondary Cleaner



FGS FOOD GRADE SECONDARY CLEANER

BLADE WIDTH		MAXIMUM CONVEYOR WIDTH		WEIGHT		WHITE BLADE		BLUE BLADE	
in.	mm	in.	mm	LBS.	KGS.	ORDERING NUMBER	ITEM CODE	ORDERING NUMBER	ITEM CODE
12	305	20	508	16.5	7.5	FGS-A-W2-12/305 FGS-B-W2-12/305	106320 106321	FGS-A-BL2-12/305 FGS-B-BL2-12/305	106300 106301
18	457	26	660	18.5	8.4	FGS-A-W2-18/457 FGS-B-W2-18/457	106322 106323	FGS-A-BL2-18/457 FGS-B-BL2-18/457	106302 106303
24	610	32	813	20.4	9.3	FGS-A-W2-24/610 FGS-B-W2-24/610	106324 106325	FGS-A-BL2-24/610 FGS-B-BL2-24/610	106304 106305
30	762	38	965	22.4	10.2	FGS-A-W2-30/762 FGS-B-W2-30/762	106326 106327	FGS-A-BL2-30/762 FGS-B-BL2-30/762	106306 106307
36	914	44	1118	24.3	11.1	FGS-A-W2-36/914 FGS-B-W2-36/914	106328 106329	FGS-A-BL2-36/914 FGS-B-BL2-36/914	106308 106309
42	1067	50	1270	26.3	11.9	FGS-A-W2-42/1067 FGS-B-W2-42/1067	106330 106331	FGS-A-BL2-42/1067 FGS-B-BL2-42/1067	106310 106311
48	1219	56	1422	28.2	12.8	FGS-A-W2-48/1219 FGS-B-W2-48/1219	106332 106333	FGS-A-BL2-48/1219 FGS-B-BL2-48/1219	106312 106313
54	1372	64	1626	31.3	14.2	FGS-AB-W2-54/1372	106334	FGS-AB-BL2-54/1372	106314
60	1524	70	1778	33.3	15.1	FGS-AB-W2-60/1524	106335	FGS-AB-BL2-60/1524	106315
66	1676	76	1930	35.2	16.0	FGS-AB-W2-66/1676	106336	FGS-AB-BL2-66/1676	106316
72	1828	82	2083	37.2	16.9	FGS-AB-W2-72/1829	106337	FGS-AB-BL2-72/1829	106317
78	1981	88	2235	58.6	26.5	FGS-AB-W2-78/1981	106338	FGS-AB-BL2-78/1981	106318
84	2134	94	2388	63.1	28.6	FGS-AB-W2-84/2134	106339	FGS-AB-BL2-84/2134	106319

NOTE: Weights are approximate and are subject to change by manufacturer.

BLADE LENGTH		MAXIMUM CONVEYOR WIDTH		WEIGHT		BLUE METAL DETECTABLE BLADE		BLUE DUAL DUROMETER BLADE	
in.	mm	in.	mm	LBS.	KGS.	ORDERING NUMBER	ITEM CODE	ORDERING NUMBER	ITEM CODE
12	305	20	508	16.5	7.5	FGS-A-MD2-12/305 FGS-B-MD2-12/305	106340 106341	FGS-A-MDDD3-12/305 FGS-B-MDDD3-12/305	106360 106361
18	457	26	660	18.5	8.4	FGS-A-MD2-18/457 FGS-B-MD2-18/457	106342 106343	FGS-A-MDDD3-18/457 FGS-B-MDDD3-18/457	106362 106363
24	610	32	813	20.4	9.3	FGS-A-MD2-24/610 FGS-B-MD2-24/610	106344 106345	FGS-A-MDDD3-24/610 FGS-B-MDDD3-24/610	106364 106365
30	762	38	965	22.4	10.2	FGS-A-MD2-30/762 FGS-B-MD2-30/762	106346 106347	FGS-A-MDDD3-30/762 FGS-B-MDDD3-30/762	106366 106367
36	914	44	1118	24.3	11.1	FGS-A-MD2-36/914 FGS-B-MD2-36/914	106348 106349	FGS-A-MDDD3-36/914 FGS-B-MDDD3-36/914	106368 106369
42	1067	50	1270	26.3	11.9	FGS-A-MD2-42/1067 FGS-B-MD2-42/1067	106350 106351	FGS-A-MDDD3-42/1067 FGS-B-MDDD3-42/1067	106370 106371
48	1219	56	1422	28.2	12.8	FGS-A-MD2-48/1219 FGS-B-MD2-48/1219	106352 106353	FGS-A-MDDD3-48/1219 FGS-B-MDDD3-48/1219	106372 106373
54	1372	64	1626	31.3	14.2	FGS-AB-MD2-54/1372	106354	FGS-AB-MDDD3-54/1372	106374
60	1524	70	1778	33.3	15.1	FGS-AB-MD2-60/1524	106355	FGS-AB-MDDD3-60/1524	106375
66	1676	76	1930	35.2	16.0	FGS-AB-MD2-66/1676	106356	FGS-AB-MDDD3-66/1676	106376
72	1828	82	2083	37.2	16.9	FGS-AB-MD2-72/1829	106357	FGS-AB-MDDD3-72/1829	106377
78	1981	88	2235	58.6	26.5	FGS-AB-MD2-78/1981	106358	FGS-AB-MDDD3-78/1981	106378
84	2134	94	2388	63.1	28.6	FGS-AB-MD2-84/2134	106359	FGS-AB-MDDD3-84/2134	106379

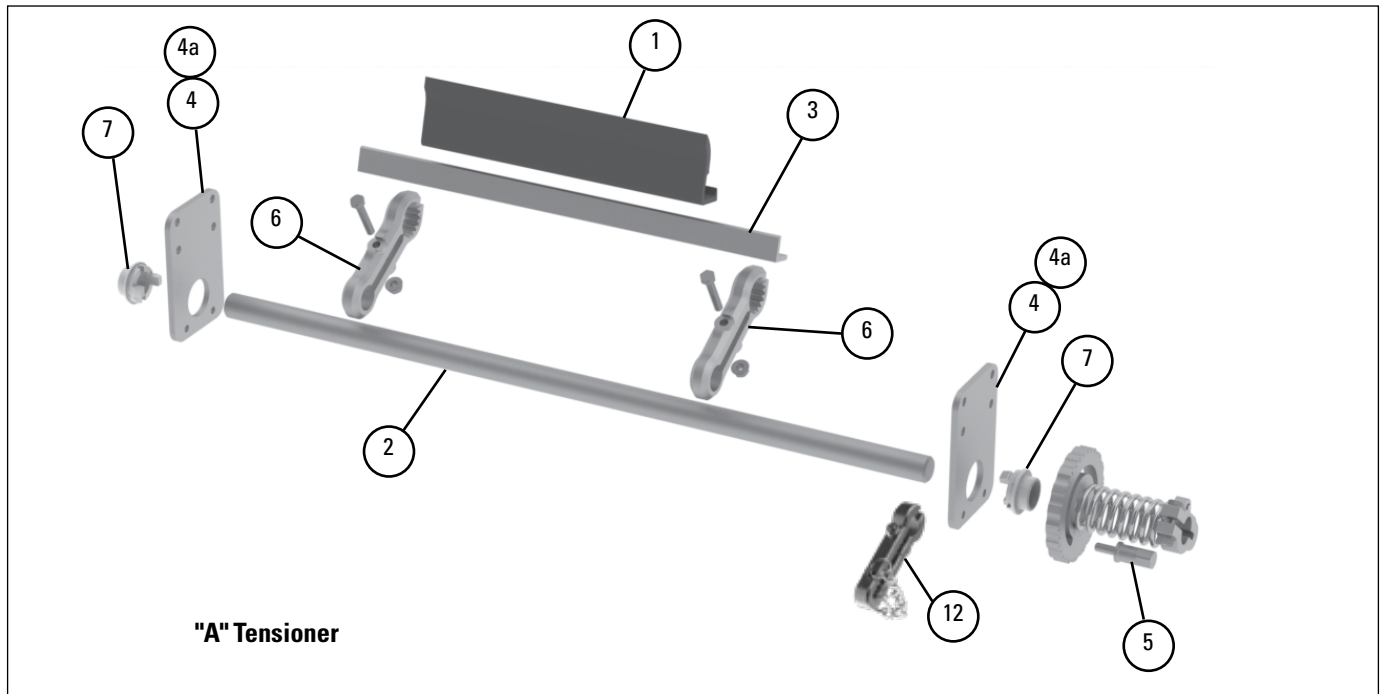
NOTE: Weights are approximate and are subject to change by manufacturer. Dual durometer blade is not compliant with Health Canada or EU 1935/2004.

Stock Items (non-shaded) carried in factory inventory.
 Made To Order Items (shaded) have added lead time.

Non-Listed Items are available.
 Request quote for price and delivery.



FGS Food Grade Secondary Cleaner



FGS FOOD GRADE SECONDARY CLEANER REPLACEMENT BLADES

REF	BLADE WIDTH	ORDERING NUMBER	ITEM CODE	WT. LBS.	BLADE WIDTH	ORDERING NUMBER	ITEM CODE	WT. LBS.
	Blue Blades				Metal Detectable Blades			
	12" (305 mm) Blue Blade	FGB-BL2-12/305	57100	0.3	12" (305 mm) Metal Detectable Blade	FGB-MD2-12/305	57140	0.3
	18" (457 mm) Blue Blade	FGB-BL2-18/457	57101	0.4	18" (457 mm) Metal Detectable Blade	FGB-MD2-18/457	57141	0.4
	24" (610 mm) Blue Blade	FGB-BL2-24/610	57102	0.6	24" (610 mm) Metal Detectable Blade	FGB-MD2-24/610	57142	0.6
	30" (762 mm) Blue Blade	FGB-BL2-30/762	57103	0.8	30" (762 mm) Metal Detectable Blade	FGB-MD2-30/762	57143	0.8
	36" (914 mm) Blue Blade	FGB-BL2-36/914	57104	0.9	36" (914 mm) Metal Detectable Blade	FGB-MD2-36/914	57144	0.9
	42" (1067 mm) Blue Blade	FGB-BL2-42/1067	57105	1.1	42" (1067 mm) Metal Detectable Blade	FGB-MD2-42/1067	57145	1.1
	48" (1219 mm) Blue Blade	FGB-BL2-48/1219	57106	1.2	48" (1219 mm) Metal Detectable Blade	FGB-MD2-48/1219	57146	1.2
	54" (1372 mm) Blue Blade	FGB-BL2-54/1372	57107	1.4	54" (1372 mm) Metal Detectable Blade	FGB-MD2-54/1372	57147	1.4
	60" (1524 mm) Blue Blade	FGB-BL2-60/1524	57108	1.6	60" (1524 mm) Metal Detectable Blade	FGB-MD2-60/1524	57148	1.6
	66" (1676 mm) Blue Blade	FGB-BL2-66/1676	57109	1.8	66" (1676 mm) Metal Detectable Blade	FGB-MD2-66/1676	57149	1.8
	72" (1828 mm) Blue Blade	FGB-BL2-72/1828	57110	2.0	72" (1828 mm) Metal Detectable Blade	FGB-MD2-72/1828	57150	2.0
	78" (1981 mm) Blue Blade	FGB-BL2-78/1828	57111	2.2	78" (1828 mm) Metal Detectable Blade	FGB-MD2-78/1828	57151	2.2
	84" (2134 mm) Blue Blade	FGB-BL2-84/1828	57112	2.4	84" (1828 mm) Metal Detectable Blade	FGB-MD2-84/1828	57152	2.4
	White Blades				Dual Durometer Blades			
	12" (305 mm) White Blade	FGB-W2-12/305	57120	0.3	12" (305 mm) Dual Durometer Blade	FGB-MDDD3-12/305	56549	0.5
	18" (457 mm) White Blade	FGB-W2-18/457	57121	0.4	18" (457 mm) Dual Durometer Blade	FGB-MDDD3-18/457	56550	0.7
	24" (610 mm) White Blade	FGB-W2-24/610	57122	0.6	24" (610 mm) Dual Durometer Blade	FGB-MDDD3-24/610	56551	0.9
	30" (762 mm) White Blade	FGB-W2-30/762	57123	0.8	30" (762 mm) Dual Durometer Blade	FGB-MDDD3-30/762	56552	1.2
	36" (914 mm) White Blade	FGB-W2-36/914	57124	0.9	36" (914 mm) Dual Durometer Blade	FGB-MDDD3-36/914	56553	1.4
	42" (1067 mm) White Blade	FGB-W2-42/1067	57125	1.1	42" (1067 mm) Dual Durometer Blade	FGB-MDDD3-42/1067	56554	1.6
	48" (1219 mm) White Blade	FGB-W2-48/1219	57126	1.2	48" (1219 mm) Dual Durometer Blade	FGB-MDDD3-48/1219	56555	1.8
	54" (1372 mm) White Blade	FGB-W2-54/1372	57127	1.4	54" (1372 mm) Dual Durometer Blade	FGB-MDDD3S-54/1372	57173	2.1
	60" (1524 mm) White Blade	FGB-W2-60/1524	57128	1.6	60" (1524 mm) Dual Durometer Blade	FGB-MDDD3S-60/1524	57174	2.3
	66" (1676 mm) White Blade	FGB-W2-66/1676	57129	1.8	66" (1676 mm) Dual Durometer Blade	FGB-MDDD3S-66/1676	57175	2.6
	72" (1828 mm) White Blade	FGB-W2-72/1828	57130	2.0	72" (1828 mm) Dual Durometer Blade	FGB-MDDD3S-72/1828	57176	2.9
	78" (1828 mm) White Blade	FGB-W2-78/1828	57131	2.2	78" (1828 mm) Dual Durometer Blade	FGB-MDDD3S-78/1828	57177	3.2
	84" (1828 mm) White Blade	FGB-W2-84/1828	57132	2.4	84" (1828 mm) Dual Durometer Blade	FGB-MDDD3S-84/1828	57178	3.5

FGS Food Grade Secondary Cleaner



FGS FOOD GRADE SECONDARY CLEANER REPLACEMENT PARTS

REF	DESCRIPTION	ORDERING NUMBER	ITEM CODE	WT. LBS.
2	30" (762 mm) Shaft	FGS-S-30/762	57180	6.6
	36" (914 mm) Shaft	FGS-S-36/914	57181	8.0
	42" (1067 mm) Shaft	FGS-S-42/1067	57182	9.3
	48" (1219 mm) Shaft	FGS-S-48/1219	57183	10.6
	54" (1372 mm) Shaft	FGS-S-54/1372	57184	12.0
	60" (1524 mm) Shaft	FGS-S-60/1524	57185	13.3
	66" (1676 mm) Shaft	FGS-S-66/1676	57186	14.6
	78" (1981 mm) Shaft	FGS-S-78/1981	57187	17.3
	84" (2134 mm) Shaft	FGS-S-84/2134	57188	18.6
	90" (2286 mm) Shaft	FGS-S-90/2286	57189	20.0
	96" (2438 mm) Shaft	FGS-S-96/2438	57190	21.3
	102" (2591 mm) Shaft	FGS-S-102/2591	57191	22.6
	108" (2743 mm) Shaft	FGS-S-108/2743	57192	24.0
	3	18" (457 mm) Blade Support Bar	FGS-B-18/457	57200
24" (610 mm) Blade Support Bar		FGS-B-24/610	57201	1.4
30" (762 mm) Blade Support Bar		FGS-B-30/762	57202	1.7
36" (914 mm) Blade Support Bar		FGS-B-36/914	57203	2.0
42" (1067 mm) Blade Support Bar		FGS-B-42/1067	57204	2.4
48" (1219 mm) Blade Support Bar		FGS-B-48/1219	57205	2.8
54" (1372 mm) Blade Support Bar		FGS-B-54/1372	57206	3.1
60" (1524 mm) Blade Support Bar		FGS-B-60/1524	57207	3.4
66" (1676 mm) Blade Support Bar		FGS-B-66/1676	57208	3.8
72" (1829 mm) Blade Support Bar		FGS-B-72/1829	57209	4.1
78" (1981 mm) Blade Support Bar		FGS-B-78/1981	57210	4.5
84" (2134 mm) Blade Support Bar		FGS-B-84/2134	57211	4.8
90" (2286 mm) Blade Support Bar		FGS-B-90/2286	57212	5.2

FGS FOOD GRADE SECONDARY CLEANER REPLACEMENT HARDWARE

REF	DESCRIPTION	ORDERING NUMBER	ITEM CODE	WT. LBS.
4	End Plate	FGS-MP MOUNTING PLATE	57250	0.2
4	End Plate	FGS-FGPES-PM BLANK MNTG PLT	57258	0.2
4a	End Plate - Europe	FGS-FGPES-EU-MP MOUNTING PLATE	57251	0.2
5	Set Bolt	FGS-PB POSITIONING BOLT	57252	0.1
6	Reaction Torque Arm	FGS-TA TORQUE ARM	57255	2.0
7	Plastic Bushing	FGS-SB SNAP BUSHING	57256	0.1
11	Hardware Kit	FGSHWKIT REPL HARDWARE KIT	57257	1.1
12	Locking Lever	FG LEVER KIT	104674	1.0
	FGS-Blade-Gauge Location	FGS-BLADE-GAUGE	56743	0.1

NOTE: Cleaners with a dual durometer blade use replacement mounting plates 57250 and 57258. All other cleaners use replacement mounting plates 57251 and 57258.


FGS FOOD GRADE CLEANER TENSIONERS

REF	DESCRIPTION	ORDERING NUMBER	ITEM CODE	WT. LBS.
-	"A" Tensioner - Left	FGTC-TWA TENSIONER WELDMNT A	106279	2.3
-	"B" Tensioner - Right	FGTC-TWB TENSIONER WELDMNT B	106280	2.3

Stock Items (non-shaded)

Made To Order Items (shaded) extended lead time, minimum order may apply.

Special Metals and Special Length Cards are available. Request quote for price and delivery.



Segmented Transfer Plates (STP) General Information

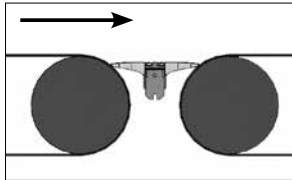
Segmented Transfer Plates offer gap protection at transition points. Designed to accommodate belts up to 60" (1500 mm) wide, different segment lengths can be paired together to provide options for offset mounting and accommodate gaps from 4" to 10" (100 mm to 250 mm). The Narrow Gap STP line also provides options for gaps from 1.5" to 3" (38 mm to 75 mm).

Features and Benefits

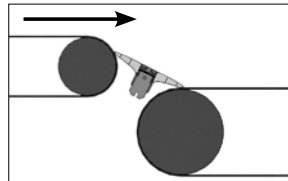
- Segments available in black to match belting or bright yellow to make monitoring for replacement easy.
- Compatible with both endless and mechanical belt splices.
- Ideal for package handling and airport applications.
- Precision-molded segments ensure accurate fit and long-term protection of gaps.
- HDPE segments have raised ribs that reduce surface friction and serve as visual wear indicators.
- Beveled plastic segments positioned directly on the belt prevent product ingestion and reduce pinch points.

Segmented Transfer Plate Ordering Specifications:

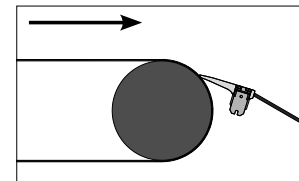
1. Specify belt width. Mounting bar is 2" longer than specified belt width.
2. Determine transfer size required.
3. Determine mounting bar location and if offset is required.



For horizontal to horizontal belt applications.
Measure distance between pulleys at a point 0.5" to 1.5" below the tops of the pulleys (including belt thickness).



For waterfall applications.
Measure distance from about 45° from the top of the upper pulley to the top point on the lower pulley.



For belt to chute or slide applications.
On pulley side, position no higher than 1/2" below the crown with bridge segment positioned roughly 1/8" to 1/2" above the top of the chute or slide back wall.

Segmented Transfer Plates


SEGMENTED TRANSFER PLATES


HORIZONTAL TO HORIZONTAL OR WATERFALL APPLICATIONS – GAPS FROM 4" TO 10" (100 MM TO 250 MM)

TRANSFER WIDTH		MOUNTING BAR OFFSET		BELT WIDTHS					
				24" (610 mm)		36" (914 mm)		42" (1067 mm)	
				ORDERING NUMBER	ITEM CODE	ORDERING NUMBER	ITEM CODE	ORDERING NUMBER	ITEM CODE
in	mm	in	mm						
4"	102	none	STP-4/102-2/2-24/610-YW	56100	STP-4/102-2/2-36/914-YW	56101	STP-4/102-2/2-42/1067-YW	56181	
			STP-4/102-2/2-24/610-BK	116895	STP-4/102-2/2-36/914-BK	116896	STP-4/102-2/2-42/1067-BK	116946	
5"	127	0.5"	STP-5/127-2/3-24/610-YW	56104	STP-5/127-2/3-36/914-YW	56105	STP-5/127-2/3-42/1067-YW	56182	
			STP-5/127-2/3-24/610-BK	116899	STP-5/127-2/3-36/914-BK	116900	STP-5/127-2/3-42/1067-BK	116947	
6"	152	1.0"	STP-6/152-2/4-24/610-YW	56108	STP-6/152-2/4-36/914-YW	56109	STP-6/152-2/4-42/1067-YW	56183	
			STP-6/152-2/4-24/610-BK	116903	STP-6/152-2/4-36/914-BK	116904	STP-6/152-2/4-42/1067-BK	116948	
		none	STP-6/152-3/3-24/610-YW	56112	STP-6/152-3/3-36/914-YW	56113	STP-6/152-3/3-42/1067-YW	56184	
			STP-6/152-3/3-24/610-BK	116907	STP-6/152-3/3-36/914-BK	116908	STP-6/152-3/3-42/1067-BK	116949	
7"	178	1.5"	STP-7/178-2/5-24/610-YW	56116	STP-7/178-2/5-36/914-YW	56117	STP-7/178-2/5-42/1067-YW	56185	
			STP-7/178-2/5-24/610-BK	116911	STP-7/178-2/5-36/914-BK	116912	STP-7/178-2/5-42/1067-BK	116950	
		0.5"	STP-7/178-3/4-24/610-YW	56120	STP-7/178-3/4-36/914-YW	56121	STP-7/178-3/4-42/1067-YW	56186	
			STP-7/178-3/4-24/610-BK	116915	STP-7/178-3/4-36/914-BK	116916	STP-7/178-3/4-42/1067-BK	116951	
8"	203	1.0"	STP-8/203-3/5-24/610-YW	56128	STP-8/203-3/5-36/914-YW	56129	STP-8/203-3/5-42/1067-YW	56187	
			STP-8/203-3/5-24/610-BK	116919	STP-8/203-3/5-36/914-BK	116920	STP-8/203-3/5-42/1067-BK	116952	
		none	STP-8/203-4/4-24/610-YW	56132	STP-8/203-4/4-36/914-YW	56133	STP-8/203-4/4-42/1067-YW	56188	
			STP-8/203-4/4-24/610-BK	116923	STP-8/203-4/4-36/914-BK	116924	STP-8/203-4/4-42/1067-BK	116953	
9"	229	0.5"	STP-9/229-4/5-24/610-YW	56140	STP-9/229-4/5-36/914-YW	56141	STP-9/229-4/5-42/1067-YW	56189	
			STP-9/229-4/5-24/610-BK	116927	STP-9/229-4/5-36/914-BK	116928	STP-9/229-4/5-42/1067-BK	116954	
10"	254	none	STP-10/254-5/5-24/610-YW	56148	STP-10/254-5/5-36/914-YW	56149	STP-10/254-5/5-42/1067-YW	56190	
			STP-10/254-5/5-24/610-BK	116931	STP-10/254-5/5-36/914-BK	116932	STP-10/254-5/5-42/1067-BK	116955	

HORIZONTAL TO HORIZONTAL OR WATERFALL APPLICATIONS – GAPS FROM 4" TO 10" (100 MM TO 250 MM)

TRANSFER WIDTH		MOUNTING BAR OFFSET		BELT WIDTHS			
				48" (1219 mm)		60" (1524 mm)	
				ORDERING NUMBER	ITEM CODE	ORDERING NUMBER	ITEM CODE
in	mm	in	mm				
4"	102	none	STP-4/102-2/2-48/1219-YW	56102	STP-4/102-2/2-60/1524-YW	56103	
			STP-4/102-2/2-48/1219-BK	116897	STP-4/102-2/2-60/1524-BK	116898	
5"	127	0.5"	STP-5/127-2/3-48/1219-YW	56106	STP-5/127-2/3-60/1524-YW	56107	
			STP-5/127-2/3-48/1219-BK	116901	STP-5/127-2/3-60/1524-BK	116902	
6"	152	1.0"	STP-6/152-2/4-48/1219-YW	56110	STP-6/152-2/4-60/1524-YW	56111	
			STP-6/152-2/4-48/1219-BK	116905	STP-6/152-2/4-60/1524-BK	116906	
		none	STP-6/152-3/3-48/1219-YW	56114	STP-6/152-3/3-60/1524-YW	56115	
			STP-6/152-3/3-48/1219-BK	116909	STP-6/152-3/3-60/1524-BK	116910	
7"	178	1.5"	STP-7/178-2/5-48/1219-YW	56118	STP-7/178-2/5-60/1524-YW	56119	
			STP-7/178-2/5-48/1219-BK	116913	STP-7/178-2/5-60/1524-BK	116914	
		0.5"	STP-7/178-3/4-48/1219-YW	56122	STP-7/178-3/4-60/1524-YW	56123	
			STP-7/178-3/4-48/1219-BK	116917	STP-7/178-3/4-60/1524-BK	116918	
8"	203	1.0"	STP-8/203-3/5-48/1219-YW	56130	STP-8/203-3/5-60/1524-YW	56131	
			STP-8/203-3/5-48/1219-BK	116921	STP-8/203-3/5-60/1524-BK	116922	
		none	STP-8/203-4/4-48/1219-YW	56134	STP-8/203-4/4-60/1524-YW	56135	
			STP-8/203-4/4-48/1219-BK	116925	STP-8/203-4/4-60/1524-BK	116926	
9"	229	0.5"	STP-9/229-4/5-48/1219-YW	56142	STP-9/229-4/5-60/1524-YW	56143	
			STP-9/229-4/5-48/1219-BK	116929	STP-9/229-4/5-60/1524-BK	116930	
10"	254	none	STP-10/254-5/5-48/1219-YW	56150	STP-10/254-5/5-60/1524-YW	56151	
			STP-10/254-5/5-48/1219-BK	116933	STP-10/254-5/5-60/1524-BK	116934	

 **Stock Items** (non-shaded) carried in factory inventory.

 **Made To Order Items** (shaded) have added lead time.

Non-Listed Items are available. Request quote for price and delivery.

Segmented Transfer Plates


SEGMENTED TRANSFER PLATES


BELT TO CHUTE OR SLIDE APPLICATIONS – GAPS FROM 3" TO 6" (75 MM TO 150 MM)

TRANSFER WIDTH		MOUNTING BAR OFFSET		BELT WIDTHS					
				24" (610 mm)		36" (914 mm)		42" (1067 mm)	
				ORDERING NUMBER	ITEM CODE	ORDERING NUMBER	ITEM CODE	ORDERING NUMBER	ITEM CODE
in	mm	in	mm						
3"	76	0.5"	12	STP-3/76-2/B-24/610-YW	56206	STP-3/76-2/B-36/914-YW	56207	STP-3/76-2/B-42/1067-YW	56208
				STP-3/76-2/B-24/610-BK	117351	STP-3/76-2/B-36/914-BK	117352	STP-3/76-2/B-42/1067-BK	117353
4"	102	1.0"	25	STP-4/102-3/B-24/610-YW	56211	STP-4/102-3/B-36/914-YW	56212	STP-4/102-3/B-42/1067-YW	56213
				STP-4/102-3/B-24/610-BK	117361	STP-4/102-3/B-36/914-BK	117362	STP-4/102-3/B-42/1067-BK	117363
5"	127	1.5"	38	STP-5/127-4/B-24/610-YW	56216	STP-5/127-4/B-36/914-YW	56217	STP-5/127-4/B-42/1067-YW	56218
				STP-5/127-4/B-24/610-BK	117371	STP-5/127-4/B-36/914-BK	117372	STP-5/127-4/B-42/1067-BK	117373
6"	152	2.0"	51	STP-6/152-5/B-24/610-YW	56221	STP-6/152-5/B-36/914-YW	56222	STP-6/152-5/B-42/1067-YW	56223
				STP-6/152-5/B-24/610-BK	117381	STP-6/152-5/B-36/914-BK	117382	STP-6/152-5/B-42/1067-BK	117383

BELT TO CHUTE OR SLIDE APPLICATIONS – GAPS FROM 3" TO 6" (75 MM TO 150 MM)

TRANSFER WIDTH		MOUNTING BAR OFFSET		BELT WIDTHS			
				48" (1219 mm)		60" (1524 mm)	
				ORDERING NUMBER	ITEM CODE	ORDERING NUMBER	ITEM CODE
in	mm	in	mm				
3"	76	0.5"	12	STP-3/76-2/B-48/1219-YW	56209	STP-3/76-2/B-60/1524-YW	56210
				STP-3/76-2/B-48/1219-BK	117354	STP-3/76-2/B-60/1524-BK	117355
4"	102	1.0"	25	STP-4/102-3/B-48/1219-YW	56214	STP-4/102-3/B-60/1524-YW	56215
				STP-4/102-3/B-48/1219-BK	117364	STP-4/102-3/B-60/1524-BK	117365
5"	127	1.5"	38	STP-5/127-4/B-48/1219-YW	56219	STP-5/127-4/B-60/1524-YW	56220
				STP-5/127-4/B-48/1219-BK	117374	STP-5/127-4/B-60/1524-BK	117375
6"	152	2.0"	51	STP-6/152-5/B-48/1219-YW	56224	STP-6/152-5/B-60/1524-YW	56225
				STP-6/152-5/B-48/1219-BK	117384	STP-6/152-5/B-60/1524-BK	117385

 **Stock Items** (non-shaded) carried in factory inventory.

 **Made To Order Items** (shaded) have added lead time.

Non-Listed Items are available.
Request quote for price and delivery.

Segmented Transfer Plates

SEGMENTED TRANSFER PLATES

HORIZONTAL TO HORIZONTAL OR WATERFALL APPLICATIONS –
GAPS FROM 1.5" TO 3" (38 MM TO 75 MM)

TRANSFER WIDTH		MOUNTING BAR OFFSET		BELT WIDTHS					
				24" (610 mm)		36" (914 mm)		42" (1067 mm)	
				ORDERING NUMBER	ITEM CODE	ORDERING NUMBER	ITEM CODE	ORDERING NUMBER	ITEM CODE
in	mm	in	mm						
1.5"	38	none		STP-1.5/38-.75/.75-24/610-YW	56277	STP-1.5/38-.75/.75-36/914-YW	56228	STP-1.5/38-.75/.75-42/1067-YW	56229
				STP-1.5/38-.75/.75-24/610-BK	117391	STP-1.5/38-.75/.75-36/914-BK	117392	STP-1.5/38-.75/.75-42/1067-BK	117393
1.75"	44	1.25"	3.2	STP-1.75/44-1/.75-24/610-YW	56232	STP-1.75/44-1/.75-36/914-YW	56233	STP-1.75/44-1/.75-42/1067-YW	56234
				STP-1.75/44-1/.75-24/610-BK	117401	STP-1.75/44-1/.75-36/914-BK	117402	STP-1.75/44-1/.75-42/1067-BK	117403
2"	51	none		STP-2/51-1/1-24/610-YW	56237	STP-2/51-1/1-36/914-YW	56238	STP-2/51-1/1-42/1067-YW	56239
				STP-2/51-1/1-24/610-BK	117411	STP-2/51-1/1-36/914-BK	117412	STP-2/51-1/1-42/1067-BK	117413
2.25"	57	0.375"	9.5	STP-2.25/57-1.5/.75-24/610-YW	56242	STP-2.25/57-1.5/.75-36/914-YW	56243	STP-2.25/57-1.5/.75-42/1067-YW	56244
				STP-2.25/57-1.5/.75-24/610-BK	117421	STP-2.25/57-1.5/.75-36/914-BK	117422	STP-2.25/57-1.5/.75-42/1067-BK	117423
2.5"	64	0.250"	6.4	STP-2.5/64-1.5/1-24/610-YW	56247	STP-2.5/64-1.5/1-36/914-YW	56248	STP-2.5/64-1.5/1-42/1067-YW	56249
				STP-2.5/64-1.5/1-24/610-BK	117431	STP-2.5/64-1.5/1-36/914-BK	117432	STP-2.5/64-1.5/1-42/1067-BK	117433
3"	76	none		STP-3/76-1.5/1.5-24/610-YW	56252	STP-3/76-1.5/1.5-36/914-YW	56253	STP-3/76-1.5/1.5-42/1067-YW	56254
				STP-3/76-1.5/1.5-24/610-BK	117441	STP-3/76-1.5/1.5-36/914-BK	117442	STP-3/76-1.5/1.5-42/1067-BK	117443

HORIZONTAL TO HORIZONTAL OR WATERFALL APPLICATIONS –
GAPS FROM 1.5" TO 3" (38 MM TO 75 MM)

TRANSFER WIDTH		MOUNTING BAR OFFSET		BELT WIDTHS			
				48" (1219 mm)		60" (1524 mm)	
				ORDERING NUMBER	ITEM CODE	ORDERING NUMBER	ITEM CODE
in	mm	in	mm				
1.5"	38	none		STP-1.5/38-.75/.75-48/1219-YW	56230	STP-1.5/38-.75/.75-60/1524-YW	56231
				STP-1.5/38-.75/.75-48/1219-BK	117394	STP-1.5/38-.75/.75-60/1524-BK	117395
1.75"	44	1.25"	3.2	STP-1.75/44-1/.75-48/1219-YW	56235	STP-1.75/44-1/.75-60/1524-YW	56236
				STP-1.75/44-1/.75-48/1219-BK	117404	STP-1.75/44-1/.75-60/1524-BK	117405
2"	51	none		STP-2/51-1/1-48/1219-YW	56240	STP-2/51-1/1-60/1524-YW	56241
				STP-2/51-1/1-48/1219-BK	117414	STP-2/51-1/1-60/1524-BK	117415
2.25"	57	0.375"	9.5	STP-2.25/57-1.5/.75-48/1219-YW	56245	STP-2.25/57-1.5/.75-60/1524-YW	56246
				STP-2.25/57-1.5/.75-48/1219-BK	117424	STP-2.25/57-1.5/.75-60/1524-BK	117425
2.5"	64	0.250"	6.4	STP-2.5/64-1.5/1-48/1219-YW	56250	STP-2.5/64-1.5/1-60/1524-YW	56251
				STP-2.5/64-1.5/1-48/1219-BK	117434	STP-2.5/64-1.5/1-60/1524-BK	117435
3"	76	none		STP-3/76-1.5/1.5-48/1219-YW	56255	STP-3/76-1.5/1.5-60/1524-YW	56256
				STP-3/76-1.5/1.5-48/1219-BK	117444	STP-3/76-1.5/1.5-60/1524-BK	117445

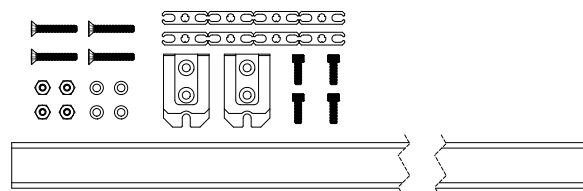
SEGMENTED TRANSFER PLATE MEASUREMENT, SELECTION, AND INSTALLATION TOOLS

DESCRIPTION	ORDERING NUMBER	ITEM CODE
GAUGE KEYS	GAUGE KIT STP BRIDGE	56667
	GAUGE KIT STP 4IN-10IN	56668
	GAUGE KIT STP 1.5IN-3IN	56669
	GAUGE KEY STP MASTER SET	56707



STAINLESS STEEL HARDWARE KIT – WIDTHS UP TO 60" (1524 MM)

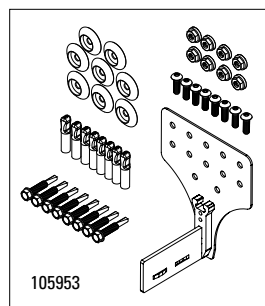
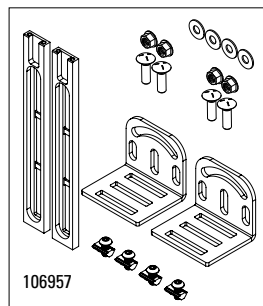
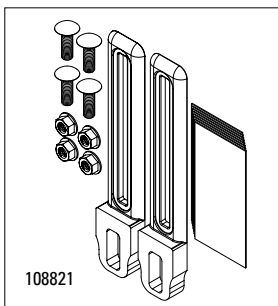
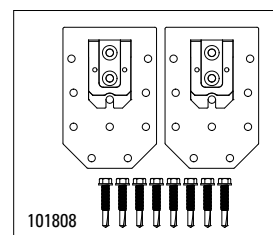
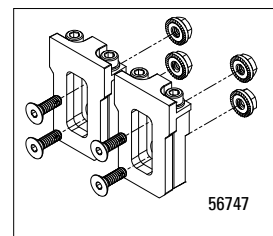
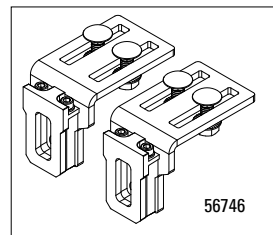
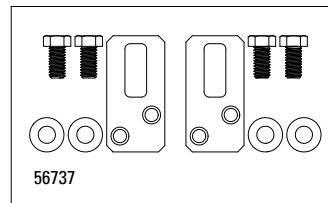
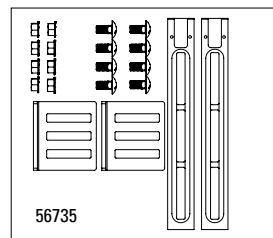
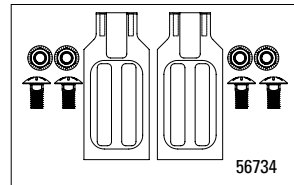
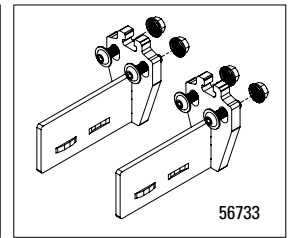
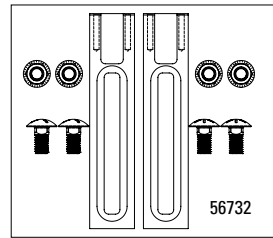
TRANSFER WIDTH		MOUNTING BAR OFFSET		BELT WIDTHS	
				60" (1524 mm)	
				ORDERING NUMBER	ITEM CODE
in	mm	in	mm		
none	none	TG-SBAR-60/1524		56744	




Segmented Transfer Plates

SEGMENTED TRANSFER PLATES REPLACEMENT PARTS

DESCRIPTION	ORDERING NUMBER	ITEM CODE
MOUNTING BRACKET	TG-MTG-BRKT RPL MNTG BRACKET	56600
MOUNTING BRACKET KIT	TGB-1.5-3.0-IN-GAP-MTNG-KIT	56644
MOUNTING KIT PARTS	TGB-1.5-3.0-VERT-SUPPT-BRKT-KT	56645
	TGB-1.5-3.0-ANGLE-BRKT-KT	56646
SUPPORT BARS	TG-BAR-24/610 RPL BAR	56601
	TG-BAR-36/914 RPL BAR	56602
	TG-BAR-42/1067 RPL BAR	56618
	TG-BAR-48/1219 RPL BAR	56603
	TG-BAR-60/1524 RPL BAR	56604
	TGB-EXT-ALUM-BAR-24/610	56639
	TGB-EXT-ALUM-BAR-36/914	56640
	TGB-EXT-ALUM-BAR-42/1067	56641
	TGB-EXT-ALUM-BAR-48/1219	56642
	TGB-EXT-ALUM-BAR-60/1524	56643
END SEGMENTS YELLOW OR BLACK	TGB-SEG-END-2 2 INCH END SEG	56606Y/K
	TGB-SEG-END-3 3 INCH END SEG	56607Y/K
	TGB-SEG-END-4 4 INCH END SEG	56608Y/K
	TGB-SEG-END-5 5 INCH END SEG	56609Y/K
	TGB-SEG-CENTER-75/19MM	56636Y/K
CENTER SEGMENTS YELLOW OR BLACK	TGB-SEG-CENTER-1/25MM	56637Y/K
	TGB-SEG-CENTER-1.5/38MM	56638Y/K
	TGB-SEG-CENTER-2 2 IN CTR SEG	56611Y/K
	TGB-SEG-CENTER-3 3 IN CTR SEG	56612Y/K
	TGB-SEG-CENTER-4 4 IN CTR SEG	56613Y/K
CENTER SEGMENT 5 PACK YELLOW OR BLACK	TGB-SEG-CENTER-5 5 IN CTR SEG	56614Y/K
	TGB-SEG-CENTER-2-5PC 5 PCS	56619Y/K
	TGB-SEG-CENTER-3-5PC 5 PCS	56620Y/K
	TGB-SEG-CENTER-4-5PC 5 PCS	56621Y/K
	TGB-SEG-CENTER-5-5PC 5 PCS	56622Y/K
BRIDGE SEGMENTS YELLOW OR BLACK	TGB-BRIDGE SEG-CENTER	56628Y/K
	TGB-BRIDGE SEG-END	56629Y/K
MOUNTING KIT	TG-MTG-BRKT-LONGDROP	56732
	TG-MTG-BRKT-LOWPRO	56733
	TG-MTG-BRKT-DUALSLOT	56734
	TGB-MTG-KIT-XLNGSSLT	56735
	TGB-MTG-KIT-SOLIDMOUNTREG	56737
	TGB-MTG-BRKT-TOPSLOT	56746
	TGB-MTG-BRKT-BACKPLATE	56747
	STP-WIDE-FLANGE-BRACKET	101808
	TGB-MTG-KIT-NGWIDEFLNG	105953
	TG-MTG-KIT-ADJUSTABLE-ARC	106957
TG-MTG-KIT-ILD	108821	




 **Stock Items** (non-shaded) carried in factory inventory.

 **Made To Order Items** (shaded) have added lead time.

Non-Listed Items are available.

Request quote for price and delivery.



Hitch Guard General Information

The Hitch Guard from Flexco is engineered to provide a smooth transition of product, increasing safety at the conveyor hitch, and reducing pinch hazards at the transfer point. The Hitch Guard prevents small objects from becoming lodged in the hitch which can cause longitudinal conveyor belt tears, damage to conveyed products, and costly periods of unscheduled downtime.

Hitch Guards are designed to permit individual segments to release from the support bar so that objects are quickly

dislodged while remaining segments stay secured for continued operation.

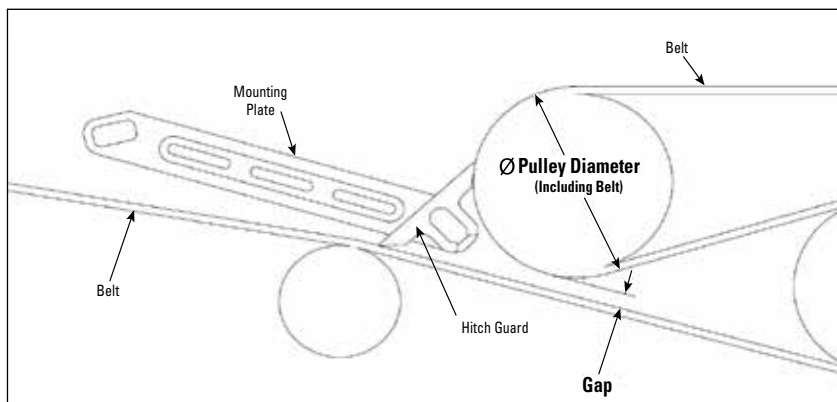
Each Hitch Guard comes with a specially designed gauge for proper positioning in the hitch allowing for optimal installation and performance. See the Hitch Guard Ordering Specifications chart below to determine if the Flexco Hitch Guard is appropriate for your conveyor hitch. In specific applications, Hitch Guards can be used similar to STPs for a 3" horizontal transition.

Features and Benefits

- Bright yellow color makes segments easy to monitor for replacement.
- Compatible with both endless and mechanical belt splices.
- Ideal for package handling and airport applications.
- Precision-molded segments ensure accurate fit and long-term protection of gaps.
- Beveled plastic segments positioned directly on the belt prevent product ingestion and reduce pinch points.

Hitch Guard Ordering Specifications:


Pulley Diameter (inches) (including belt)	2.5	3.0	3.5	4.0	4.5	5.0	5.5	6.0	6.5
Minimum Gap Required (inches)	0.8	0.5	0.1	0	0	0	0	0	0
Maximum Gap (inches) (mounting plate installed above belt)	1.6	1.4	1.2	1.0	0.8	0.6	0.4	0.2	0




Hitch Guard

HITCH GUARD

MAXIMUM CONVEYOR WIDTH		UNIVERSAL MOUNTING BRACKET		SCANNER EYE MOUNTING BRACKET	
		ORDERING NUMBER	ITEM CODE	ORDERING NUMBER	ITEM CODE
in	mm				
36"	900	HITCHGD-V3-KIT-36IN	04442	HITCHGD-V1-KIT-36IN	04322
42"	1050	HITCHGD-V3-KIT-42IN	04443	HITCHGD-V1-KIT-42IN	04321
48"	1200	HITCHGD-V3-KIT-48IN	04444	HITCHGD-V1-KIT-48IN	04320
60"	1500	HITCHGD-V3-KIT-60IN	04445	HITCHGD-V1-KIT-60IN	04319
72"	1800	HITCHGD-V3-KIT-72IN	04988	HITCHGD-V1-KIT-72IN	04973

 **Stock Items** (non-shaded) carried in factory inventory.

 **Made To Order Items** (shaded) have added lead time.

Non-Listed Items are available. Request quote for price and delivery.

HITCH GUARD UNIVERSAL MOUNTING REPLACEMENT PARTS

DESCRIPTION	ORDERING NUMBER	ITEM CODE
CENTER SEGMENT	HITCHGD-V1-CENTER-SEGMENT-3IN	04269
CENTER SEGMENT – 10 PACK	HITCHGD-V1-CENTER-SEG-10PC-PK	04339
RIGHT END SEGMENT	HITCHGD-V1-RIGHT-END-SEGMENT	04311
RIGHT END SEGMENT – 5 PACK	HITCHGD-V1-RIGHT-SEG-5PC-PK	04343
LEFT END SEGMENT	HITCHGD-V1-LEFT-END-SEGMENT	04312
LEFT END SEGMENT – 5 PACK	HITCHGD-V1-LEFT-SEG-5PC-PK	04344
MOUNTING PLATE	HITCHGD-V3-MOUNTING-PLATE	04447
MOUNTING KIT	HITCHGD-V3-MOUNTING-KIT	04446
SUPPORT BAR – 38"	HITCHGD-V1-SUPPORT-BAR-38IN	04341
SUPPORT BAR – 44"	HITCHGD-V1-SUPPORT-BAR-44IN	04309
SUPPORT BAR – 50"	HITCHGD-V1-SUPPORT-BAR-50IN	04342
SUPPORT BAR – 62"	HITCHGD-V1-SUPPORT-BAR-62IN	04310
SUPPORT BAR – 74"	HITCHGD-V1-SUPPORT-BAR-74IN	04974

HITCH GUARD SCANNER EYE MOUNTING REPLACEMENT PARTS

DESCRIPTION	ORDERING NUMBER	ITEM CODE
CENTER SEGMENT	HITCHGD-V1-CENTER-SEGMENT-3IN	04269
CENTER SEGMENT – 10 PACK	HITCHGD-V1-CENTER-SEG-10PC-PK	04339
RIGHT END SEGMENT	HITCHGD-V1-RIGHT-END-SEGMENT	04311
RIGHT END SEGMENT – 5 PACK	HITCHGD-V1-RIGHT-SEG-5PC-PK	04343
LEFT END SEGMENT	HITCHGD-V1-LEFT-END-SEGMENT	04312
LEFT END SEGMENT – 5 PACK	HITCHGD-V1-LEFT-SEG-5PC-PK	04344
MOUNTING PLATE	HITCHGD-V1-MOUNTING-PLATE	04308
MOUNTING KIT	HITCHGD-V1-MOUNTING-KIT	04340
SUPPORT BAR – 38"	HITCHGD-V1-SUPPORT-BAR-38IN	04341
SUPPORT BAR – 44"	HITCHGD-V1-SUPPORT-BAR-44IN	04309
SUPPORT BAR – 50"	HITCHGD-V1-SUPPORT-BAR-50IN	04342
SUPPORT BAR – 62"	HITCHGD-V1-SUPPORT-BAR-62IN	04310
SUPPORT BAR – 74"	HITCHGD-V1-SUPPORT-BAR-74IN	04974


HITCH GUARD BRACKET REPLACEMENT PARTS

DESCRIPTION	ORDERING NUMBER	ITEM CODE
WIDE FLANGE MOUNT	TG-MTG-KIT-V4WFHG	111565
V4 MOUNTING KIT	TGB-HG-V4-MOUNTING-KIT	56651
ROTATIONAL BRACKET	TGB-HG-V4-MOUNTING-KIT	112139

HITCH GUARD BULK COMPONENT

DESCRIPTION	ORDERING NUMBER	ITEM CODE
SUPPORT BARS	HITCHGD-V1-SUPPORT-BAR-38IN-5PC	56699
	HITCHGD-V1-MOUNT-BAR-44IN-5PC	56700
	HITCHGD-V1-MOUNT-BAR-50IN-5PC	56701
	HITCHGD-V1-MOUNT-BAR-62IN-5PC	56702
	HITCHGD-V1-MOUNT-BAR-74IN-5PC	56703
MOUNTING KITS	HITCHGD-V1-SCNR-MNTNG-KIT-12PC	56704
	HITCHGD-V3-UNIV-MNTNG-KIT-12PC	56705
END SEGMENTS	HITCHGD-V1-LEFT-END-SEGMENT-24PC	56697
	HITCHGD-V1-RIGHT-END-SEGMENT-24PC	56696
	HITCHGD-V1-SYM-END-SEGMENT-24PC	56698
CENTER SEGMENT	HITCHGD-V1-CENTER-SEGMENT-3IN-468PC	56695

NOTE: When placing a bulk order, please note that components are not packaged by transfer. The parts for each individual transfer must be selected, collected, assembled, and installed by field staff as needed for their specific application. To make the ideal choice for your transfer, consider your belt width and transfer gap size; doing so will help ensure the correct choice of bar and segment sizes that will fill your transfer gap. Refer to the STP IOM (not included with bulk purchases) for full assembly and installation instructions.



Roller Conveyor Transfer Plates (RCTP) General Information

The Roller Conveyor Transfer Plate maintains product flow and reduces product loss on roller conveyors designed for use with 1.9" diameter rollers spaced on 3" centers. The RCTP keeps product moving to its final destination by floating between two rollers, covering the gap and preventing packages from falling in the spaces between. It also helps prevent workers from reaching into areas between rollers to retrieve parcels and getting caught.


Features and Benefits


- Bright yellow color makes segments easy to monitor for replacement.
- Compatible with both endless and mechanical belt splices.
- Ideal for package handling and airport applications.
- Precision-molded segments ensure accurate fit and long-term protection of gaps.
- Plastic segments float between rollers, prevent product ingestion and reduce pinch points.


Roller Conveyor Transfer Plates

ROLLER CONVEYOR TRANSFER PLATES

DESCRIPTION	ORDERING NUMBER	ITEM CODE
Box of 100 RCTP's	RCTP-1930-12-100	314112
Pallet of 3,000 RCTP's	RCTP-1930-12-3000	314002
Leg Notcher & Transfer Plate Cutter	RCTP-LEG-NOTCHER-TP-CUTTER	314011
Leg Notcher	RCTP-LEG-NOTCHER	314012
Transfer Plate Cutter	RCTP-TRANSFER-PLATE-CUTTER	314013
Box of 100 Metric RCTP's	RCTPM-5075-300-100	314025
Pallet of 3,000 Metric RCTP's	RCTPM-5075-300-3000	314004
Box of 100 Imperial Channel RCTP's	RCTP-1930-6-100-CHNL	314206



 **Stock Items** (non-shaded) carried in factory inventory.

 **Made To Order Items** (shaded) have added lead time.

Non-Listed Items are available.
Request quote for price and delivery.



Belt Edge Protector (BEP) General Information

Ideal for parcel and warehousing facilities, Flexco Belt Edge Protectors can help negate product loss and unplanned downtime. The Belt Edge Protectors install just above the edges of a belt. By preventing packages from sliding beneath the belt when side-loaded, Belt Edge Protectors prevent envelopes and packages from becoming jammed beneath the belt, which can cause damage to conveyed products, belt damage, and costly periods of unscheduled downtime.

Features and Benefits

- Made from recycled, wear resistant UHMW.
- Covers edge of belt and prevents packages from becoming jammed beneath.
- Available in 8' (2438mm) pieces and easily cut to fit any conveyor length.
- Included link plate creates seamless install between pieces.
- Easy to stage and quickly installs to the side wall of the conveyor system.
- Available with Imperial or Metric hardware.

How to order:

1. Determine total length of conveyors to be Protected to calculate total number of feet required. For best results, install BEPs along the full length of both belt edges.
2. Determine the number of Protector kits required. Each kit comes with (8) 8' (2438mm) pieces for a total of 64' (19,507mm) per kit.
3. Determine how many Install Kits are needed, taking into consideration number of BEP Kits being ordered, number of systems requiring installation, and the number of labor crews working simultaneously.

NOTE: Install Kits are required for proper installation. Each Installation Kit comes with drill bits and additional shims needed to properly align BEPs to the belt and fasten them to the conveyor side wall. Install Kits also include an appropriate size wrench for convenient installation.

Belt Edge Protector

BELT EDGE PROTECTOR


DESCRIPTION	ORDERING NUMBER	ITEM CODE
Box of 8 BEP pieces and imperial hardware	BEP-8U-KIT	108324
Box of 8 BEP pieces and metric hardware	BEP-2.4U-KIT	108340
Installation kit of shims and drill bits	BEP-INSTALL	109455
Bulk box of 160 BEP pieces and imperial hardware	BEP-8U-BULK 8FT UHMW BOX	115255
Bulk box of 160 BEP pieces and metric hardware	BEP-2.4U-BULK 2.4M UHMW BOX	116211

BELT EDGE PROTECTOR – REPLACEMENT PARTS

DESCRIPTION	ORDERING NUMBER	ITEM CODE
Imperial Hardware	BEP-HW	109511
Metric hardware	BEP-MHW BEP METRIC HDW KIT	109794
Link plate only	BEP-LP	108331



- Stock Items** (non-shaded) carried in factory inventory.
 Made To Order Items (shaded) have added lead time.
Non-Listed Items are available.
 Request quote for price and delivery.



How Flexco® Bolt Hinged Fasteners Work

Flexco® Bolt Hinged fasteners provide a flexible joint for belts operating over small pulleys. Because the joint is easily separated by simply removing the hinge pin, entire belt sections may be added or eliminated.

Designed as a compression fastener, the Flexco® Bolt Hinged model is fastened to the belt ends with high strength bolts. The bolts compress the plates into the belt cover.

Additional holding capability is provided by the fastener teeth that imbed in the belt without damage to the belt carcass.


This combination distributes the splice tension across the entire plate width while the teeth secure the fastener into the belt carcass to resist pull-out.

Applications	Installation Method	What You Need for Installation
<ul style="list-style-type: none"> Construction Equipment Road Machinery Coal, Salt, Potash Mines Stacking and Stockpiling Belts Other Applications Involving Smaller Pulleys 	Fasteners can be installed in the shop or on-site with either simple hand tools or power tools.	<ul style="list-style-type: none"> Fastener Plates Bolts & Nuts Templet Belt Punch Wrench Bolt Horn Flexco Installation Tool Impact Tool or Carpenter's Brace
How to Specify the Correct Flexco® Bolt Hinged Fastener	Fastener Metal Selection	Hinge Pin Selection
<ol style="list-style-type: none"> Determine Belt Tension (PIW). Measure your Belt Thickness after skive. Measure the Diameter of the Smallest Pulley in your Drive with Belt Wrap more than 90°. When using self-cleaning wing pulleys, subtract 20% of the overall diameter to calculate the minimum pulley diameter. Choose the fastener size that is appropriate for your specifications in the selection chart below. 	<p>Steel. For most applications, plated steel is recommended.</p> <p>Stainless Steel. Type 316 Stainless Steel provides extra resistance to abrasion, magnetic attraction, and corrosion from acids and chemicals.</p> <p>MegAlloy®. For superior resistance to wear and abrasion.</p> <p>Everdur®. Spark-free material compared to steel and fully non-magnetic.</p>	<p>NC Nylon Covered Steel Cable - for use with steel fasteners.</p> <p>NCS Nylon Covered Stainless Steel Cable - for applications with stainless fasteners.</p> <p>NAC Nylon Covered Armored Cable - right for many applications, long service life.</p> <p>AC Bare Armored Cable - for extendable conveyors.</p> <p>ACS Bare Armored Stainless Cable - for applications with stainless fasteners.</p> <p>SC Bare Steel Cable - for conveying gritty or abrasive material.</p> <p>SSC Bare Stainless Steel Cable - for corrosion resistance.</p> <p>NB Nylon Covered Bronze Cable - for non-magnetic joints.</p>

FLEXCO® Bolt Hinged Fastening System

Flexco® Bolt Hinged Fastener Selection Chart

Fastener Size	Fastener Rating		Belt Thickness Range		Recommended Min. Pulley Diameter			
	For Belt Tension Rating Up To:	For Belt Strength Up To:	Measured After Skive		Operating Tension 75-100% of Fastener Rating		Operating Tension Under 75% of Fastener Rating	
	PIW	kN/m	in.	mm	in.	mm	in.	mm
375X	190	330	1/4-13/32	6-10.5	6	152	4	102
550	300	520	1/4-5/8	6-16	9	230	7	175



Flexco® Bolt Hinged Fasteners

FASTENERS

NOTE:

In most cases, fastener strip length is not equal to belt width. Order by belt width.

STEEL ("J" CARTON – Continuous Strip w/Steel Nuts & Bolts)

375X	BELT WIDTH		ORDERING NUMBER	ITEM CODE	WT. LBS.	ORDERING NUMBER	ITEM CODE	WT. LBS.	ORDERING NUMBER	ITEM CODE	WT. LBS.
	in.	mm	NC STEEL JOINT WITH NYLON COVERED STEEL CABLE			NCS STEEL JOINT WITH NYLON COVERED STAINLESS CABLE			SC STEEL JOINT WITH BARE STEEL CABLE		
	12"	300	375XJ12NC	40000	2.3						
14"	350	375XJ14NC	40001	2.6							
16"	400	375XJ16NC	40002	2.9							
18"	450	375XJ18NC	40003	3.3	375XJ18NCS	40012	3.3				
20"	500	375XJ20NC	40004	3.8							
24"	600	375XJ24NC	40005	4.0	375XJ24NCS	40013	4.0	375XJ24SC	40020	4.0	
26"	650	375XJ26NC	40006	4.5							
30"	750	375XJ30NC	40007	5.1	375XJ30NCS	40014	5.1				
36"	900	375XJ36NC	40008	6.3	375XJ36NCS	40015	6.3	375XJ36SC	40023	6.3	
42"	1050	375XJ42NC	40009	7.3	375XJ42NCS	40016	7.3				
48"	1200	375XJ48NC	40010	8.3	375XJ48NCS	40017	8.3	375XJ48SC	40025	7.7	
60"	1500	375XJ60NC	39997	10.2							
72"	1800	375XJ72NC	39995	13.7							

STAINLESS 300 SERIES

("J" CARTON – Continuous Strip w/Stainless Nuts & Bolts)

375X	BELT WIDTH		ORDERING NUMBER	ITEM CODE	WT. LBS.	ORDERING NUMBER	ITEM CODE	WT. LBS.
	in.	mm	SSC STAINLESS JOINT WITH BARE STAINLESS CABLE			NCS STAINLESS JOINT WITH NYLON COVERED STAINLESS CABLE		
	18"	450				375XSJ18NCS	40035	3.3
24"	600	375XSJ24SSC	40225	4.0	375XSJ24NCS	40036	4.0	
30"	750	375XSJ30SSC	40226	5.1	375XSJ30NCS	40037	5.1	
36"	900	375XSJ36SSC	40227	6.3	375XSJ36NCS	40038	6.3	
42"	1050	375XSJ42SSC	40228	7.3	375XSJ42NCS	40039	7.3	
48"	1200	375XSJ48SSC	40229	8.3	375XSJ48NCS	40040	8.3	
60"	1500	375XSJ60SSC	39907	10.2	375XSJ60NCS	40043	10.2	
72"	1800	375XSJ72SSC	39901	13.7				

EVERDUR

("J" CARTON – Continuous Strip w/Everdur Nuts & Bolts)

375X	BELT WIDTH		ORDERING NUMBER	ITEM CODE	WT. LBS.
	in.	mm	NB EVERDUR JOINT WITH NYLON COVERED BRONZE CABLE		
	18"	450	375XEJ18NB	39978	3.5
24"	600	375XEJ24NB	39980	4.3	
30"	750	375XEJ30NB	39982	5.4	
36"	900	375XEJ36NB	39984	6.6	
42"	1050	375XEJ42NB	39986	7.7	

GAUGE PINS (EXTRA)

BELT WIDTH		ORDERING NUMBER	ITEM CODE	WT. LBS.	ORDERING NUMBER	ITEM CODE	WT. LBS.
in.	mm	EACH			10 PER PACKAGE		
18	450				FHGP18	39603	3.0
24	600	FHGP24-1	39624	0.4	FHGP24	39605	3.9
30	750	FHGP30-1	39626	0.5	FHGP30	39607	4.8
36	900	FHGP36-1	39625	0.6	FHGP36	39610	5.8
42	1050	FHGP42-1	39627	0.7	FHGP42	39613	6.7
48	1200	FHGP48-1	39628	0.8	FHGP48	39615	7.7
60	1500	FHGP60-1	39629	1.0	FHGP60	39617	9.6

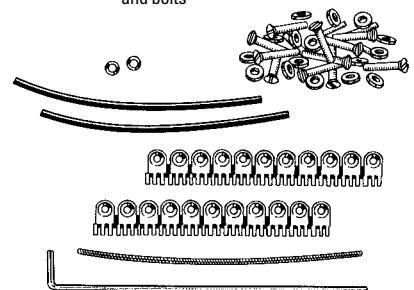
- Stock Items** (non-shaded) carried in factory inventory.
- Made To Order Items** (shaded) allow one week for production. In most cases, the next standard stock item can be adapted to meet your requirements.

Non-Listed Items are available. Request quote for price and delivery.


"J" CARTON

CARTON CONTENTS:

- 2 Strips of fastener
- 2 Pieces Filler Tubing
- 1 Hinge Pin
- 1 Gauge Pin
- 2 Hinge Pin Washers
- Required amount of nuts and bolts
- Required amount of clips for Individual Plate "J" Cartons



Flexco® Bolt Hinged Fasteners



FASTENERS

NOTE:

In most cases, fastener strip length is not equal to belt width. Order by belt width.

STEEL ("J" CARTON – Continuous Strip w/Steel Nuts & Bolts)

	BELT WIDTH		ORDERING NUMBER	ITEM CODE	ORDERING NUMBER	ITEM CODE	ORDERING NUMBER	ITEM CODE	ORDERING NUMBER	ITEM CODE	ORDERING NUMBER	ITEM CODE	WT. LBS.
	in.	mm	NC STEEL JOINT WITH NYLON COVERED STEEL CABLE		NCS STEEL JOINT WITH NYLON COVERED STAINLESS CABLE		SC STEEL JOINT WITH BARE STEEL CABLE		SSC STEEL JOINT WITH BARE STAINLESS CABLE		NAC STEEL JOINT WITH NYLON COVERED ARMORED CABLE		
550	CARTON – One Complete Joint												
	18"	450	550J18NC	40138									3.3
	20"	500	550J20NC	40046									3.7
	24"	600	550J24NC	40047	550J24NCS	40059	550J24SC	40066	550J24SSC	40073	550J24NAC	40242	4.3
	26"	650	550J26NC	40048									4.9
	30"	750	550J30NC	40049	550J30NCS	40060	550J30SC	40068	550J30SSC	40074	550J30NAC	40243	5.5
	36"	900	550J36NC	40050	550J36NCS	40061	550J36SC	40069	550J36SSC	40075	550J36NAC	40244	6.5
	42"	1050	550J42NC	40051	550J42NCS	40062	550J42SC	40070	550J42SSC	40076	550J42NAC	40245	7.8
	48"	1200	550J48NC	40052	550J48NCS	40063	550J48SC	40071	550J48SSC	40077	550J48NAC	40246	8.8
	54"	1350	550J54NC	40053							550J54NAC	40247	9.9
	60"	1500	550J60NC	40054									10.5
	72"	1800	550J72NC	39929									14.0

STAINLESS 300 SERIES

("J" CARTON – Continuous Strip w/Stainless Nuts & Bolts)

	BELT WIDTH		ORDERING NUMBER	ITEM CODE	ORDERING NUMBER	ITEM CODE	WT. LBS.
	in.	mm	NCS STAINLESS JOINT WITH NYLON COVERED STAINLESS CABLE		SSC STAINLESS JOINT WITH BARE STAINLESS CABLE		
550	CARTON – One Complete Joint						
	18"	450	550SJ18NCS	40164	550SJ18SSC	39675	3.3
	24"	600	550SJ24NCS	40165	550SJ24SSC	39904	4.3
	30"	750	550SJ30NCS	40166	550SJ30SSC	39917	5.5
	36"	900	550SJ36NCS	40167	550SJ36SSC	39935	6.5
	42"	1050	550SJ42NCS	40168	550SJ42SSC	39938	7.8
	48"	1200	550SJ48NCS	40169	550SJ48SSC	39842	8.8
	60"	1500	550SJ60NCS	39939	550SJ60SSC	39855	11.4
	72"	1800	550SJ72NCS	39919	550SJ72SSC	39674	14.0

BULK FASTENER SETS

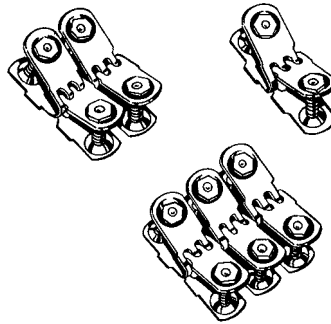
Required for Various Belt Widths

		375X		550	
BELT WIDTH		(RECOMMENDED)		(RECOMMENDED)	
in.	mm	SETS OF 3-PLATE	SETS OF 2-PLATE	SETS OF 3-PLATE	SETS OF 1-PLATE
12"	300	3	1		7
14"	350	3	2		9
16"	400	5			10
18"	450	5	1		11
20"	500	5	2	2	7
24"	600	7		2	8
28"	700	7	2	2	10
30"	750	9	2	2	11
36"	900	11		2	16
	1000	12		2	18
42"	1050	13		2	20
	1200	15		2	24
48"	1350	17		2	28
	1500	18	1	2	32
60"	1800	22	1	2	39
	2100	23	2	2	40
72"	2400	25	2	2	48
	2700	27		2	48
84"	3000	30	1	2	55
	3300	31		2	56
96"	3600	37	2	2	71
120"	3900	39	2	2	72

MEGALLOY®

("J" CARTON – Individual Plates w/Steel Nuts & Bolts)

	BELT WIDTH		ORDERING NUMBER	ITEM CODE	WT. LBS.
	in.	mm	MA MEGALLOY JOINT WITH BARE STAINLESS CABLE		
550	CARTON – One Complete Joint				
	18"	450	550MAJ18SSC	39574	3.3
	24"	600	550MAJ24SSC	39577	4.3
	30"	750	550MAJ30SSC	39580	5.5
	36"	900	550MAJ36SSC	39583	6.5
	42"	1050	550MAJ42SSC	39586	7.8
	48"	1200	550MAJ48SSC	39589	8.8



BULK FASTENERS

Per container (with bolts & nuts)

Per container (with bolts & nuts)

DESCRIPTION	ORDERING NUMBER	ITEM CODE	SETS/CTN	WT. LBS.	DESCRIPTION	ORDERING NUMBER	ITEM CODE	SETS/CTN	WT. LBS.	
STEEL					STAINLESS 300 SERIES					
Two-Plate Fastener	375X-2-5SETS	40087	5	1.5	Two-Plate Fastener	375XS-2-5SETS	40088	5	1.5	
Three-Plate Fastener	375X-3-5SETS	40089	5	2.5	Three-Plate Fastener	375XS-3STS	39958	1	.5	
Single-Plate Fastener	550-1-5SETS	40086	5	1.5	Single-Plate Fastener	550S-1STS	39959	1	.3	
Three-Plate Fastener	550-3STS	39953	1	.8						
MEGALLOY					EXTRA CLIPS					
Single-Plate Fastener		550MA-1	40058	50	13.0	#550 Clips (100/Pkg.)	CLIPS (550)	40134	N/A	2.8

NOTE: Non-listed cartons over 60" (1500 mm) are supplied in single plate sets.



Flexco® Bolt Hinged Fasteners

HINGE PINS



PACKAGES OF 10 PINS

EACH (ONE PIN)

BELT WIDTH		ORDERING NUMBER	ITEM CODE	WT. LBS.	ORDERING NUMBER	ITEM CODE	WT. LBS.	ORDERING NUMBER	ITEM CODE	WT. LBS.	ORDERING NUMBER	ITEM CODE	WT. LBS.		
in.	mm	NC NYLON COVERED STEEL CABLE (1/4" dia.)			NCS NYLON COVERED STAINLESS CABLE* (1/4" dia.)			NC NYLON COVERED STEEL CABLE (1/4" dia.)			NCS NYLON COVERED STAINLESS CABLE* (1/4" dia.)				
		12"	300	NC-12	40150	.8	NCS-12	40170	.8	NC-12-1	38000	.1			
		14"	350	NC-14	40151	1.0				NC-14-1	38001	.1			
		16"	400	NC-16	40152	1.2	NCS-16	40172	1.2	NC-16-1	38002	.1			
		18"	450	NC-18	40153	1.4	NCS-18	40173	1.4	NC-18-1	38003	.1			
		20"	500	NC-20	40154	1.5	NCS-20	40174	1.5	NC-20-1	38004	.2			
		24"	600	NC-24	40155	1.7	NCS-24	40175	1.7	NC-24-1	38005	.2	NCS-24-1	38041	.2
		26"	650	NC-26	40156	1.8				NC-30-1	38007	.2	NCS-30-1	38043	.2
		30"	750	NC-30	40157	2.2	NCS-30	40177	2.2	NC-36-1	38008	.2	NCS-36-1	38044	.2
		36"	900	NC-36	40158	2.6	NCS-36	40178	2.6	NC-42-1	38009	.2	NCS-42-1	38045	.3
		42"	1050	NC-42	40159	3.1	NCS-42	40179	3.1	NC-48-1	38010	.3	NCS-48-1	38046	.3
		48"	1200	NC-48	40160	3.5	NCS-48	40180	3.5	NC-54-1	38011	.3	NCS-54-1	38047	.3
		54"	1350	NC-54	40161	3.9	NCS-54	40181	3.9	NC-60-1	38012	.4	NCS-60-1	38048	.4
		60"	1500	NC-60	40162	4.3	NCS-60	40182	4.3	NC-72-1	38013	.4	NCS-72-1	38049	.5
		72"	1800	NC-72	40163	5.0	NCS-72	40183	5.0						
100 FOOT COILS															
BULK		NC-C	39740	8.6											

For 375X or 550	in.	mm	NAC NYLON COVERED ARMORED CABLE (1/4" dia.)			AC BARE ARMORED CABLE (1/4" dia.)			NAC NYLON COVERED ARMORED CABLE (1/4" dia.)			AC BARE ARMORED CABLE (1/4" dia.)				
			18"	450	NAC-18	40629	1.8	AC-18	40685	1.7	NAC-18-1	38108	.2	AC-18-1	38129	.2
			24"	600	NAC-24	40631	2.4	AC-24	40686	2.3	NAC-24-1	38109	.2	AC-24-1	38130	.2
			26"	650	NAC-26	40632	2.6	AC-26	40687	2.4	NAC-26-1	38110	.2	AC-26-1	38131	.2
			30"	750	NAC-30	40633	3.0	AC-30	40688	2.8	NAC-30-1	38111	.3	AC-30-1	38132	.3
			36"	900	NAC-36	40634	3.6	AC-36	40689	3.4	NAC-36-1	38112	.3	AC-36-1	38133	.3
			42"	1050	NAC-42	40636	4.2	AC-42	40691	3.8	NAC-42-1	38113	.4	AC-42-1	38134	.4
			48"	1200	NAC-48	40637	4.8	AC-48	40692	4.8	NAC-48-1	38114	.4	AC-48-1	38135	.4
			54"	1350	NAC-54	40638	5.4			NAC-54-1	38115	.5	AC-54-1	38136	.5	
			60"	1500	NAC-60	40639	6.0			NAC-60-1	38116	.5	AC-60-1	38137	.5	
		72"	1800	NAC-72	40640	7.2			NAC-72-1	38117	.6	AC-72-1	38138	.6		
	in.	mm	SC BARE STEEL CABLE (1/4" dia.)			SSC BARE STAINLESS CABLE* (7/32" dia.)			SC BARE STEEL CABLE (1/4" dia.)			SSC BARE STAINLESS CABLE* (7/32" dia.)				
24"			600	SC-24	40202	2.5	SSC-24	40210	2.2	SC-24-1	38180	.2	SSC-24-1	38199	.2	
		26"	650	SC-26	40203	2.6			SC-30-1	38182	.3	SSC-30-1	38201	.3		
		30"	750	SC-30	40204	3.1	SSC-30	40211	2.5	SC-36-1	38183	.3	SSC-36-1	38202	.3	
		36"	900	SC-36	40205	3.7	SSC-36	40212	3.0	SC-42-1	38184	.4	SSC-42-1	38203	.4	
		42"	1050	SC-42	40206	4.3	SSC-42	40213	3.5	SC-48-1	38185	.4	SSC-48-1	38204	.4	
		48"	1200	SC-48	40207	4.9	SSC-48	40214	4.0							
	in.	mm	ACS BARE ARMORED STAINLESS CABLE* (17/64" dia.)			* 300 SERIES			ACS BARE ARMORED STAINLESS CABLE* (17/64" dia.)			NB NYLON COVERED BRONZE CABLE (1/4" dia.)				
18"			450										NB-18-1	38075	.2	
		24"	600									NB-24-1	38077	.2		
		30"	750	ACS-30	41354	2.8			ACS-30-1	41380	.2	NB-30-1	38079	.3		
		36"	900	ACS-36	41355	3.0			ACS-36-1	41381	.2	NB-36-1	38080	.3		
		42"	1050	ACS-42	41356	3.2			ACS-42-1	41382	.2	NB-42-1	38081	.4		
		48"	1200	ACS-48	41357	3.5			ACS-48-1	41383	.3					
		54"	1350	ACS-54	41358	3.7			ACS-54-1	41384	.3					
		60"	1500	ACS-60	41359	4.0			ACS-60-1	41385	.4					

Stock Items (non-shaded) standard lead time is 3 working days.

Made To Order Items (shaded) extended lead time, minimum order may apply.

Special Metals and Special Length Cards are available. Request quote for price and delivery.

Flexco® Bolt Hinged Fasteners

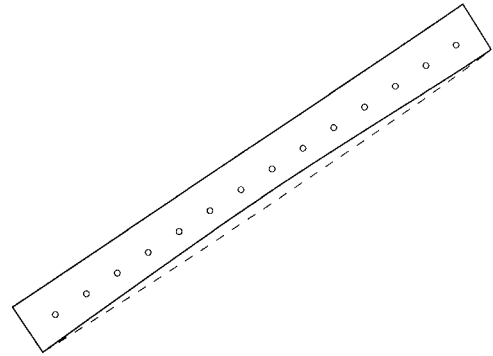


INSTALLATION TOOLS

CURVED TEMPLETS

BELT WIDTH		ORDERING NUMBER	ITEM CODE	ORDERING NUMBER	ITEM CODE
in.	mm	375X		550	
12"	300	375X-12	30813	512	30799
14"	350	375X-14	30814		
16"	400	375X-16	30815	516	30800
18"	450	375X-18	30816	518	30801
20"	500	375X-20	30817	520	30802
24"	600	375X-24	30818	524	30803
26"	650	375X-26	30819	526	30804
30"	750	375X-30	30820	530	30805
36"	900	375X-36	30821	536	30806
42"	1050	375X-42	30822	542	30807
48"	1200	375X-48	30823	548	30808
54"	1350	375X-54	30824	554	30809
60"	1500	375X-60	30825	560	30810
72"	1800	375X-72	30826	572	30811

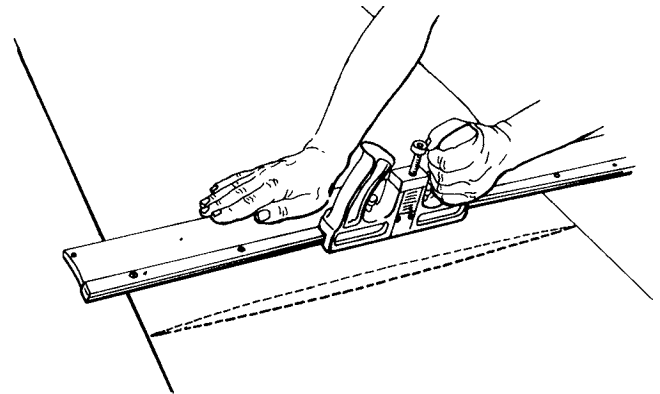
NOTE: All templets up to and including 72" are curved. For belt widths over 72", straight templet supplied.



CURVED BELT CUTTERS

DESCRIPTION	BELT WIDTH		ORDERING NUMBER	ITEM CODE	WT. LBS.
	in.	mm			
Cutter Complete	30"	750	400430	30914	14.2
	36"	900	400436	30915	16.1
	42"	1050	400442	30916	18.9
	48"	1200	400448	30917	19.0
	60"	1500	400460	30918	23.0
Cutter Base Only	30"	750	430	30950	5.4
	36"	900	436	30951	6.2
	42"	1050	442	30952	7.1
	48"	1200	448	30953	7.9
	60"	1500	460	30954	9.6
Cutter Head Only			400	30919	5.1
Cutter Blade			30023	30909	.2
Cutter Blade (Long)			30023L	30913	.2

NOTE: Belt widths over 72" require straight cutters. Please refer to page 128 for straight cutters.



EXTRA BOLTS & NUTS

100 PER BOX – BOLT DIMENSION IS 1/4" X 1-11/16"


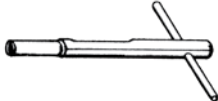






FOR FASTENER NUMBER	ORDERING NUMBER / ITEM CODE	WT. LBS.	FOR FASTENER NUMBER	ORDERING NUMBER / ITEM CODE	WT. LBS.
BOLTS—STEEL			NUTS—STEEL—UNSLOTTED NUTS		
375X	20398	2.1	375X/550	20380	0.9
550	20399	2.4	NUTS—STAINLESS—SLOTTED NUTS		
BOLTS—STAINLESS			375X/550	20381	0.7
375X/550	20400	2.3	NUTS—EVERDUR—SLOTTED NUTS		
BOLTS—EVERDUR			375X/550	20387	0.8
375X/550	20397	2.4			



Flexco® Bolt Hinged Fasteners

INSTALLATION TOOLS

HAND & POWER TOOLS

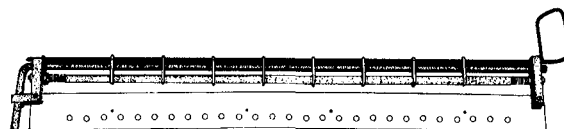
	DESCRIPTION	FOR FASTENER NUMBER	ORDERING NUMBER	ITEM CODE	BOLT HOLE DIAMETER	WT. LBS.
HAND TOOLS	BOLT BREAKER (Two Per Package) 	375X & 550	110	30474	1/4"	1.2
	PUNCH 	375X & 550	P1P	30460	1/4"	.1
	BORING BIT 	375X & 550	B1B	30468	1/4"	.1
	WRENCH 	375X & 550	100* S1S**	30445 30442	1/4"	.2 .2
POWER TOOLS	POWER PUNCH 	375X & 550	HP1	30463	1/4"	.2
	POWER BORING BIT 	375X & 550	HB1	30471	1/4"	.1
	POWER WRENCH 	375X & 550	H100* HW1**	30446 30447	1/4"	.2 .3
	QUICK CHANGE CHUCK 1/2" DRIVE 	375X & 550	5552	30481		.4
	1/2" IMPACT TOOL		30453	30453		8.9

*For use with Steel No. 375X or Steel No. 550 nuts.

** For use with Stainless and Everdur No. 375X or Stainless No. 550 slotted nuts only.

MISCELLANEOUS

DESCRIPTION	ORDERING NUMBER	ITEM CODE	WT. LBS.	INSIDE DIAMETER
Orange Filler Tubing for 375X & 550	(100'/pkg.)	30894	10.0	—
Hinge Pin Retaining Washers (50/Pkg.) – For use with 375X and 550 Nylon Coated hinge pins	310-RET-50	40135	.3	1/4"





ALIGNING HOLDERS

BELT WIDTH		ORDERING NUMBER	ITEM CODE	WT. LBS.
in.	mm			
375X				
30"	750	AH37530	30836	9.6
36"	900	AH37536	30837	11.4
42"	1050	AH37542	30838	12.9
48"	1200	AH37548	30839	14.5
550				
30"	750	AH530	30840	9.7
36"	900	AH536	30841	11.6
42"	1050	AH542	30842	12.8
48"	1200	AH548	30843	14.4



FLEXCO-LOK® BELT TAPE 100' PER CARTON FOR USE WITH INDIVIDUAL PLATES

FOR FASTENER NUMBER	ORDERING NUMBER	ITEM CODE	WT. LBS.
375X/550	FL7C	30888	.8

-  **Stock Items** (non-shaded) standard lead time is 3 working days.
-  **Made To Order Items** (shaded) extended lead time, minimum order may apply.

Special Metals and **Special Length** Cards are available. Request quote for price and delivery.



How Flexco® Rivet Hinged Fasteners Work

Designed for synthetic carcass belting as well as other styles of belt, Flexco® SR™ (Self-Setting Rivet) Fasteners utilize multiple rivet attachment. This provides maximum resistance to pull-out and allows the patented rivets to work between the carcass fibers without severing them, leaving the entire belt carcass intact. It does not rely solely upon the carcass material to resist pull-out.

Because the rivets are self-setting, fasteners are installed quickly from the top side of the belt.

Rivets are driven through the fastener plates and through the belt, passing between the carcass fibers. The specially-shaped head of each pilot nail works in conjunction with the applicator tool's anvil plate to set the rivets.

The same hammer blows that set the rivets also compress the fastener plates into the belt cover. The broad width and heavy gauge of the plates give extended wear life. These plates compress uniformly and are specially coined so there are no high spots or edges to hang up.

Applications	Installation Method	What You Need for Installation
<ul style="list-style-type: none"> Underground Mining Asphalt Plants Aggregate and Ready-mix Plants Log Belts and Similar Applications 	Fastener installed with portable fixture and hammer. Fasteners are installed in one simple procedure with self-setting rivets.	<ul style="list-style-type: none"> Fastener Rivets Hinge Pin Flexco Installation Tool Hammer
How to Specify the Correct Flexco® Rivet Hinged Fastener	Fastener Metal Selection	Hinge Pin Selection
<ol style="list-style-type: none"> Determine Belt Tension (PIW). Measure your Belt Thickness after skive. Measure the Diameter of the Smallest Pulley in your Drive with Belt Wrap more than 90°. When using self-cleaning wing pulleys, subtract 20% of the overall diameter to calculate the minimum pulley diameter. Choose the fastener size that is appropriate for your specifications in the selection chart below. 	<p>Steel. For most applications, plated steel is recommended.</p> <p>Stainless Steel. 300 Series Stainless Steel provides extra resistance to abrasion, magnetic attraction and corrosion from acids and chemicals.</p> <p>RustAlloy®. 400 Series Stainless Steel resists corrosion due to mine water or other chemical attack.</p> <p>MegAlloy®. For superior resistance to wear and abrasion.</p>	<p>AC Bare Armored Cable - for extendable conveyors.</p> <p>ACS Bare Armored Stainless Cable - for extendable conveyors.</p> <p>NAC Nylon Covered Armored Cable - right for many applications, long service life.</p> <p>NC Nylon Covered Steel Cable - for use with steel fasteners.</p> <p>NCS Nylon Covered Stainless Steel Cable - for applications with stainless fasteners.</p> <p>SC Bare Steel Cable - for conveying gritty or abrasive material.</p> <p>SSC Bare Stainless Steel Cable - for corrosion resistance.</p>

Flexco® Rivet Hinged Fastener Selection Chart

Fastener Size	Fastener Rating		Belt Thickness Range		Recommended Min. Pulley Diameter			
	For Belt Tension Rating Up To:	For Belt Strength Up To:	Measured After Skive		Operating Tension 75-100% of Fastener Rating		Operating Tension Under 75% of Fastener Rating	
			in.	mm	in.	mm	in.	mm
R2	330	580	1/8-3/8	3-9.5	5	127	5	127
R5	450	790	7/32-7/16	5.5-11	9	230	7	175
R5-1/2	650	1140	5/16-19/32	8-15	12	300	10	250
R6	800	1400	13/32-11/16	10.5-17.5	18	450	16	400
R6LP	800	1400	5/16-23/32	8-18	18	450	16	400
R8	1500	2630	13/32-11/16	10.5-17.5	18	450	16	400
R9	2000	3500	5/8-1	16-25.5	42	1050	42	1050



Flexco® R2 Medium-Duty Rivet Hinged Belt Fasteners


FASTENERS

Order each component separately for a complete splice:
Fastener Strip + Rivets + Hinge Pin

For R2	STEEL (Continuous Strip)				
	BELT WIDTH		ORDERING NUMBER	ITEM CODE	WT. LBS.
	in.	mm	PACKAGE (Two Fastener Strips)		
12"	300	R2-12/300	41613	2.0	
18"	450	R2-18/450	41614	2.6	
24"	600	R2-24/600	41615	3.4	
30"	750	R2-30/750	41616	4.2	
36"	900	R2-36/900	41617	5.1	
42"	1050	R2-42/1050	41618	5.9	
48"	1200	R2-48/1200	41619	6.9	
54"	1350	R2-54/1350	41623	8.1	
60"	1500	R2-60/1500	41624	9.2	
STAINLESS 300 SERIES					
BELT WIDTH		ORDERING NUMBER	ITEM CODE	WT. LBS.	
in.	mm	PACKAGE (Two Fastener Strips)			
12"	300	R2S-12/300	41628	2.0	
18"	450	R2S-18/450	41629	2.6	
24"	600	R2S-24/600	41630	3.4	
30"	750	R2S-30/750	41631	4.2	
36"	900	R2S-36/900	41632	5.1	
42"	1050	R2S-42/1050	41633	5.9	
48"	1200	R2S-48/1200	41634	6.9	
54"	1350	R2S-54/1350	41642	8.1	
60"	1500	R2S-60/1500	41643	9.2	

NOTE:

In most cases, fastener strip length is not equal to belt width.
Order by belt width.

 **Made To Order Items** (shaded) allow one week for production. In most cases, the next standard stock item can be adapted to meet your requirements.

RIVETS



Self-setting, pre-assembled with pilot nails

STEEL

ORDERING NUMBER	ITEM CODE	BOX QTY.	WT. LBS.
BOX (100 Rivets)			
SRAA-100	40509	100	.9
SRA-100	40539	100	1.0
SRB-100	40540	100	1.1
BOX (250 Rivets)			
SRAA	40508	250	2.1
SRA	40527	250	2.3
SRB	40528	250	2.5
BUCKET (2000 Rivets)			
SRAA-2M	40424	2000	16.1
SRA-2M	41190	2000	16.6
SRB-2M	41191	2000	18.1
BUCKET WITH WASHERS (2000 Rivets)			
SRAA-W-2M	40315	2000	16.1
SRA-W-2M	40316	2000	16.6
SRB-W-2M	40318	2000	18.1

STAINLESS (TYPE 430)

ORDERING NUMBER	ITEM CODE	BOX QTY.	WT. LBS.
BOX (250 Rivets)			
SRAA-S	40468	250	2.1
SRA-S	40542	250	2.3
SRB-S	40543	250	2.5
BUCKET (2000 Rivets)			
SRAA-S-2M	40762	2000	16.6
SRA-S-2M	41200	2000	17.1
SRB-S-2M	41201	2000	18.9
BUCKET WITH WASHERS (2000 Rivets)			
SRAA-S-W-2M	40319	2000	16.6
SRA-S-W-2M	40317	2000	17.1
SRB-S-W-2M	40320	2000	18.9

EVERDUR

ORDERING NUMBER	ITEM CODE	BOX QTY.	WT. LBS.
BOX (250 Rivets)			
SRAA-E	40550	250	2.1
SRA-E	40551	250	2.3
SRB-E	40552	250	2.5
SRB-E (for R5 only)	40569	250	2.6
BOX WITH WASHERS (250 Rivets)			
SRAA-E-W	40553	250	2.1
SRA-E-W	40554	250	2.3
SRB-E-W	40555	250	2.5
SRB-E-W (for R5 only)	40570	250	2.6

NOTE: For use in non-magnetic applications with R2 and R5 stainless strips.

MEGALLOY® (4 Plate Strips, 10 Strip Per Box)

ORDERING NUMBER	ITEM CODE	WT. LBS.	
R2MA	41709	4.7	
Plates Required for one R2MA Joint			
BELT WIDTH	PLATES REQUIRED	BELT WIDTH	PLATES REQUIRED
in.	mm	in.	mm
18"	450	20	46
24"	600	26	54
30"	750	32	60
36"	900	40	68

R2T APPLICATOR TOOL

Use with SR-50 single Rivet Driver

TOOL SIZE		ORDERING NUMBER	ITEM CODE	WT. LBS.
in.	mm	R2T	40455	6.6
REPLACEMENT PARTS				
Gauge Pin Guide		SR26	40479	.04
Anvil Insert (14/Bag)		R2T-AI	40469	.06

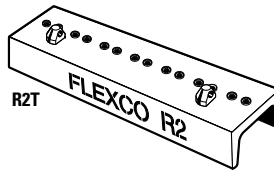
SINGLE RIVET DRIVER TOOL

DESCRIPTION	ORDERING NUMBER	ITEM CODE	WT. LBS.
Driver Tool Complete	SR-50	40510	.8
Drive Rod	SR5-7	40517	.3

RIVET SET*

ORDERING NUMBER	ITEM CODE	WT. LBS.
R5S	40348	1.9

*If no SRTA Application Tool is available, fasteners may be installed with an R5S Flexco Rivet Set.



FLEXCO® R2 RIVET SELECTION CHART

FASTENER SIZE	BELT THICKNESS RANGE MEASURED AFTER SKIVE		RIVET SIZE
	in.	mm	
R2	1/8-7/32"	3-5.5	AA
	3/16-5/16"	5-8	A
	9/32-3/8"	7-9.5	B

Rivets Required For One R2 Joint

BELT WIDTH		RIVET REQUIRED
in.	mm	
12	300	24
18	450	40
24	600	52
30	750	64
36	900	80
42	1050	92
48	1200	108
54	1350	120
60	1500	136

NOTE: For hinge pins and retaining washers for R2 see page 103.

NOTE: For Multiple Rivet (MSRT) and Single Rivet (SRTA) Applicator Tools see pages 106 and 108.

Flexco® SR™ Scalloped Edge® Rivet Hinged Fasteners



FASTENERS

NOTE:

In most cases, fastener strip length is not equal to belt width. Order by belt width.

Order each component separately for a complete splice: Fastener Strip + Rivets + Hinge Pin

STEEL (Continuous Strip)

STAINLESS TYPE 316 (Continuous Strip)

RUSTALLOY® (Continuous Strip)*

For R5	BELT WIDTH		ORDERING NUMBER	ITEM CODE	WT. LBS.
	in.	mm	PACKAGE (Two Fastener Strips)		
	18"	450	R5-SE-18/450	41314	2.6
24"	600	R5-SE-24/600	41315	3.4	
26"	650	R5-SE-26/650	41409	3.7	
30"	750	R5-SE-30/750	41276	4.2	
36"	900	R5-SE-36/900	41277	5.1	
42"	1050	R5-SE-42/1050	41278	5.9	
48"	1200	R5-SE-48/1200	41279	6.9	
54"	1350	R5-SE-54/1350	41296	7.3	
60"	1500	R5-SE-60/1500	41298	8.5	
72"	1800	R5-SE-72/1800	41316	10.4	

For R5	BELT WIDTH		ORDERING NUMBER	ITEM CODE	WT. LBS.
	in.	mm	PACKAGE (Two Fastener Strips)		
	18"	450	R5S-SE-18/450	41326	2.6
24"	600	R5S-SE-24/600	41327	3.4	
30"	750	R5S-SE-30/750	41289	4.2	
36"	900	R5S-SE-36/900	41290	5.1	
42"	1050	R5S-SE-42/1050	41291	5.9	
48"	1200	R5S-SE-48/1200	41292	6.9	
60"	1500	R5S-SE-60/1500	41294	8.5	
72"	1800	R5S-SE-72/1800	41581	10.4	

For R5	BELT WIDTH		ORDERING NUMBER	ITEM CODE	WT. LBS.
	in.	mm	PACKAGE (Two Fastener Strips)		
	24"	600	RAR5-SE-24/600	41328	3.4
26"	650	RAR5-SE-26/650	41329	3.6	
30"	750	RAR5-SE-30/750	41283	4.2	
36"	900	RAR5-SE-36/900	41284	5.1	
42"	1050	RAR5-SE-42/1050	41285	5.9	
48"	1200	RAR5-SE-48/1200	41286	6.9	
54"	1350	RAR5-SE-54/1350	41287	7.3	
60"	1500	RAR5-SE-60/1500	41288	8.5	
72"	1800	RAR5-SE-72/1800	41584	10.4	

MEGALLOY® (4 Plate Strips. 10 Strip Per Box)

For R5	ORDERING NUMBER		ITEM CODE	WT. LBS.	
	R5MA-SE		41067	4.7	
	Plates Required for one R5MA Joint				
BELT WIDTH		PLATES REQUIRED	BELT WIDTH		PLATES REQUIRED
in.	mm		in.	mm	
18"	450	20	48"	1200	54
24"	600	26	54"	1350	60
30"	750	32	60"	1500	68
36"	900	40	72"	1800	82
42"	1050	46			

STEEL (Continuous Strip)

RUSTALLOY® (Continuous Strip)*

For R5-1/2	BELT WIDTH		ORDERING NUMBER	ITEM CODE	WT. LBS.
	in.	mm	PACKAGE (Two Fastener Strips)		
	18"	450	R5-1/2-SE-18/450	41514	3.9
24"	600	R5-1/2-SE-24/600	41515	5.0	
30"	750	R5-1/2-SE-30/750	41516	6.3	
36"	900	R5-1/2-SE-36/900	41513	7.8	
42"	1050	R5-1/2-SE-42/1050	41509	8.8	
48"	1200	R5-1/2-SE-48/1200	41510	9.9	
54"	1350	R5-1/2-SE-54/1350	41525	11.6	
60"	1500	R5-1/2-SE-60/1500	41511	12.5	
72"	1800	R5-1/2-SE-72/1800	41512	15.5	

For R5-1/2	BELT WIDTH		ORDERING NUMBER	ITEM CODE	WT. LBS.
	in.	mm	PACKAGE (Two Fastener Strips)		
	24"	600	RAR5-1/2-SE-24/600	41341	5.0
30"	750	RAR5-1/2-SE-30/750	41342	6.3	
36"	900	RAR5-1/2-SE-36/900	41351	7.5	
42"	1050	RAR5-1/2-SE-42/1050	41391	8.9	
46"	1150	RAR5-1/2-SE-46/1150	41392	9.7	
48"	1200	RAR5-1/2-SE-48/1200	41319	10.1	
54"	1350	RAR5-1/2-SE-54/1350	41393	11.5	
60"	1500	RAR5-1/2-SE-60/1500	41394	12.5	
72"	1800	RAR5-1/2-SE-72/1800	41395	15.4	

MEGALLOY® (4 Plate Strips. 10 Strip Per Box)

* 400 SERIES STAINLESS

For R5-1/2	ORDERING NUMBER		ITEM CODE	WT. LBS.	
	R5-1/2MA-SE		41450	4.7	
	Plates Required for one R5-1/2MA Joint				
BELT WIDTH		PLATES REQUIRED	BELT WIDTH		PLATES REQUIRED
in.	mm		in.	mm	
18"	450	20	48"	1200	54
24"	600	26	54"	1350	60
30"	750	32	60"	1500	68
36"	900	40	72"	1800	82
42"	1050	46			

Stock Items (non-shaded) standard lead time is 3 working days.
 Made To Order Items (shaded) extended lead time, minimum order may apply.
Special Metals and **Special Length Cards** are available.
 Request quote for price and delivery.



Flexco® SR™ Scalloped Edge® Rivet Hinged Fasteners

FASTENERS

Order each component separately for a complete splice: Fastener Strip + Rivets + Hinge Pin

NOTE:

In most cases, fastener strip length is not equal to belt width. Order by belt width.

STEEL (Continuous Strip)

RUSTALLOY® (Continuous Strip) *

RAR6LP LOW PROFILE*

For R6	BELT WIDTH		ORDERING NUMBER	ITEM CODE	WT. LBS.
	in.	mm	PACKAGE (Two Fastener Strips)		
	24"	600	R6-SE-24/600	40408	6.6
30"	750	R6-SE-30/750	40409	8.4	
36"	900	R6-SE-36/900	40399	10.3	
42"	1050	R6-SE-42/1050	40389	11.7	
46"	1150	R6-SE-46/1150	40415	13.2	
48"	1200	R6-SE-48/1200	40390	13.8	
54"	1350	R6-SE-54/1350	40391	14.6	
60"	1500	R6-SE-60/1500	40392	16.2	
72"	1800	R6-SE-72/1800	40393	20.8	
84"	2130	R6-SE-84/2130	40416	28.7	

For R6	BELT WIDTH		ORDERING NUMBER	ITEM CODE	WT. LBS.
	in.	mm	PACKAGE (Two Fastener Strips)		
	24"	600			
30"	750				
36"	900				
42"	1050	RAR6-SE-42/1050	41542	11.7	
46"	1150	RAR6-SE-46/1150	41548	13.2	
48"	1200	RAR6-SE-48/1200	41543	13.8	
54"	1350	RAR6-SE-54/1350	41544	14.6	
60"	1500	RAR6-SE-60/1500	41545	16.2	
72"	1800	RAR6-SE-72/1800	41546	20.8	
84"	2130	RAR6-SE-84/2130	41547	28.7	

For R6	BELT WIDTH		ORDERING NUMBER	ITEM CODE	WT. LBS.
	in.	mm	PACKAGE (Two Fastener Strips)		
	24"	600			
30"	750				
36"	900				
42"	1050	RAR6LP-SE-42/1050	40828	8.4	
46"	1150	RAR6LP-SE-46/1150	40834	9.0	
48"	1200	RAR6LP-SE-48/1200	40829	9.6	
54"	1350	RAR6LP-SE-54/1350	40830	10.1	
60"	1500	RAR6LP-SE-60/1500	40831	10.7	
72"	1800	RAR6LP-SE-72/1800	40832	12.5	
84"	2130	RAR6LP-SE-84/2130	40833	16.4	

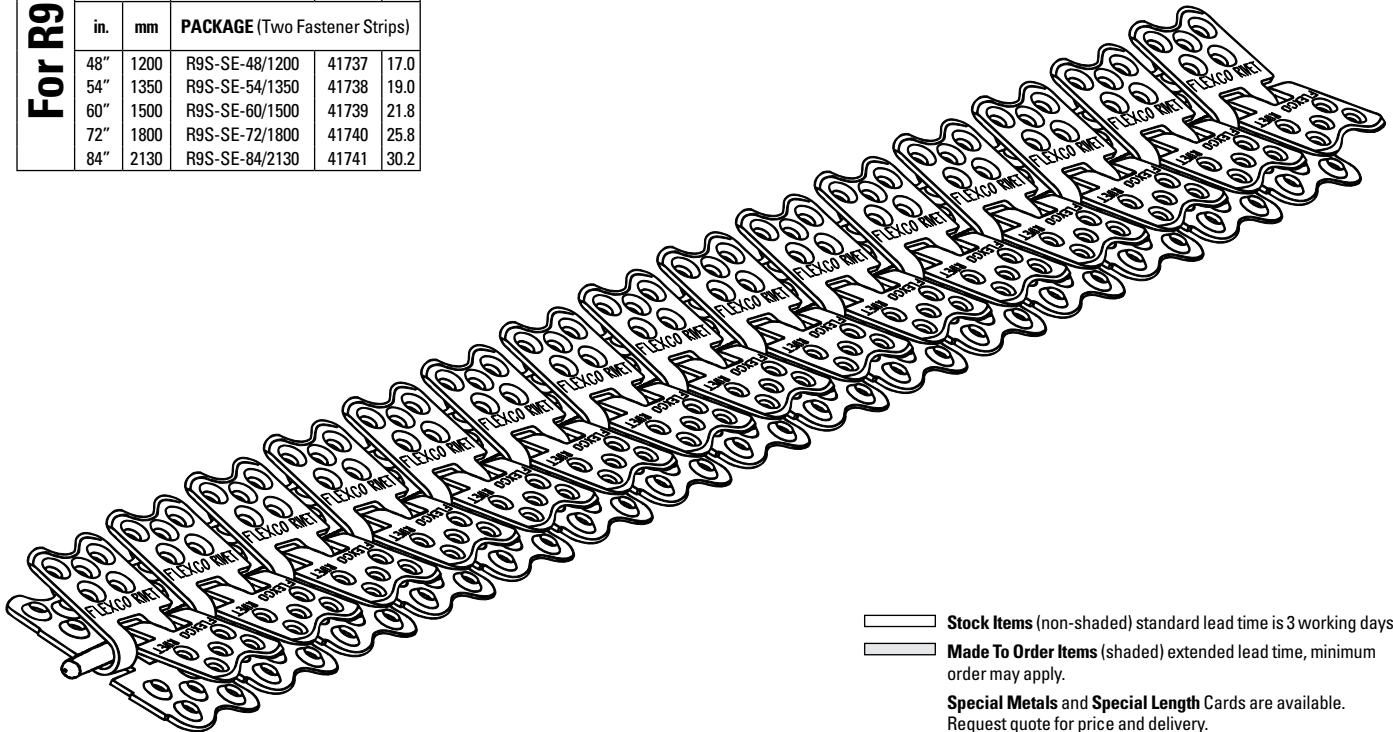
RUSTALLOY® (Continuous Strip) *

* 400 SERIES STAINLESS

For R8	BELT WIDTH		ORDERING NUMBER	ITEM CODE	WT. LBS.
	in.	mm	PACKAGE (Two Fastener Strips)		
	48"	1200	RAR8-SE-48/1200	41712	13.8
54"	1350	RAR8-SE-54/1350	41713	14.6	
60"	1500	RAR8-SE-60/1500	41714	16.2	
72"	1800	RAR8-SE-72/1800	41715	20.8	
84"	2130	RAR8-SE-84/2130	41716	28.7	

STAINLESS 300 SERIES

For R9	BELT WIDTH		ORDERING NUMBER	ITEM CODE	WT. LBS.
	in.	mm	PACKAGE (Two Fastener Strips)		
	48"	1200	R9S-SE-48/1200	41737	17.0
54"	1350	R9S-SE-54/1350	41738	19.0	
60"	1500	R9S-SE-60/1500	41739	21.8	
72"	1800	R9S-SE-72/1800	41740	25.8	
84"	2130	R9S-SE-84/2130	41741	30.2	

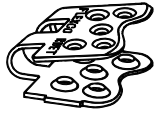


Stock Items (non-shaded) standard lead time is 3 working days.

Made To Order Items (shaded) extended lead time, minimum order may apply.

Special Metals and Special Length Cards are available. Request quote for price and delivery.

Flexco® SR™ Scalloped Edge® Rivet Hinged Fasteners



RIVETS

Self-setting, pre-assembled with pilot nails



STEEL

ORDERING NUMBER	ITEM CODE	BOX QTY.	WT. LBS.
BOX (100 Rivets)			
SRA-100	40539	100	.9
SRB-100	40540	100	1.0
SRC-100	40541	100	1.1
BOX (250 Rivets)			
SRA	40527	250	2.3
SRB	40528	250	2.5
SRC	40529	250	2.6
SRC/D	40538	250	2.8
SRD	40530	250	2.9
SRE	40531	250	3.1
SRF	40532	250	3.1
SRG	40533	250	3.2
SRH	40534	250	3.4
SRI	40535	250	3.5
SRJ	40536	250	3.6
SRK	40537	250	3.7
BUCKET (2000 Rivets)			
SRA-2M	41190	2000	16.6
SRB-2M	41191	2000	18.1
SRC-2M	41192	2000	20.2
SRC/D-2M	41193	2000	21.2
SRD-2M	41194	2000	21.9
SRE-2M	41195	2000	23.1
SRF-2M	41196	2000	24.4
SRG-2M	41197	2000	24.9
SRH-2M	41198	2000	25.1
SRI-2M	41199	2000	25.9

STAINLESS (TYPE 430)

ORDERING NUMBER	ITEM CODE	BOX QTY.	WT. LBS.
BOX (250 Rivets)			
SRA-S	40542	250	2.3
SRB-S	40543	250	2.5
SRC-S	40544	250	2.6
SRC/D-S	40548	250	2.8
SRD-S	40545	250	2.9
SRE-S	40546	250	3.1
SRF-S	40547	250	3.1
SRG-S	40523	250	3.2
SRH-S	40522	250	3.4
SRI-S	40506	250	3.5
SRJ-S	40507	250	3.6
SRK-S	40520	250	3.7
SRL-S	40519	250	4.2
BUCKET (2000 Rivets)			
SRA-S-2M	41200	2000	17.1
SRB-S-2M	41201	2000	18.9
SRC-S-2M	41202	2000	20.6
SRC/D-S-2M	41203	2000	21.3
SRD-S-2M	41204	2000	21.9
SRE-S-2M	41205	2000	22.9
SRF-S-2M	41206	2000	23.5
SRG-S-2M	41207	2000	24.7
SRH-S-2M	41208	2000	25.1
SRI-S-2M	41181	2000	26.3
SRJ-S-2M	41183	2000	27.5
SRK-S-2M	41185	2000	28.7
SRL-S-2M	41781	2000	29.9

Rivets Required For One R5, R5-1/2 or R6 Joint

BELT WIDTH		RIVETS REQUIRED
in.	mm	
18"	450	100
24"	600	130
30"	750	160
36"	900	200
42"	1050	230
48"	1200	270
54"	1350	300
60"	1500	340
72"	1800	410
84"	2130	480

Rivets Required For One R8 or R9 Joint

BELT WIDTH		RIVETS REQUIRED
in.	mm	
48"	1200	432
54"	1350	480
60"	1500	544
72"	1800	656
84"	2130	768

RIVET SELECTION CHART

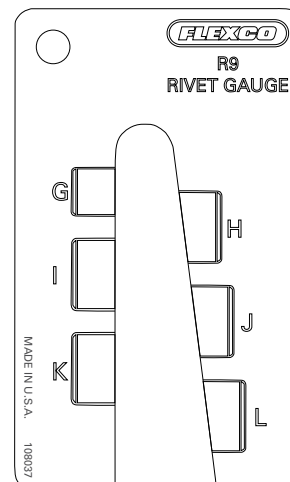
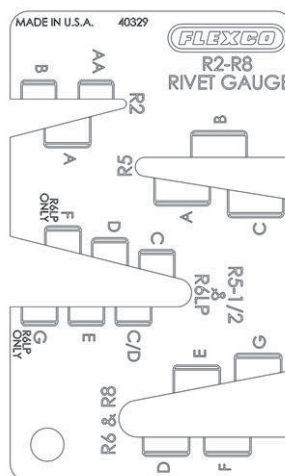
FASTENER SIZE	BELT THICKNESS RANGE MEASURED AFTER SKIVE		RIVET SIZE
	in.	mm	
R5	7/32-5/16	5.5-8	A
	9/32-3/8	7-9.5	B
	11/32-7/16	9-11	C
	13/32-7/16	10.5-11	C/D
R5-1/2 & R6LP	5/16-11/32	8-9	B
	5/16-13/32	8-10.5	C
	3/8-15/32	9.5-12	C/D
	7/16-17/32	11-13.5	D
	1/2-19/32	13-15	E
	9/16-21/32	14-16.5	F*
	5/8-23/32	16-18	G*
R6	13/32-7/16	10.5-11	C/D
	13/32-1/2	10.5-13	D
	15/32-9/16	12-14	E
	17/32-5/8	13.5-16	F
R8	19/32-11/16	15-17.5	G
	13/32-7/16	10.5-11	C/D
	13/32-1/2	10.5-13	D
	15/32-9/16	12-14	E
R9	17/32-5/8	13.5-16	F
	19/32-11/16	15-17.5	G
	5/8-11/16	16-17.5	G
	21/32-3/4	16.5-19	H
	23/32-13/16	18-20.5	I
	25/32-7/8	20-22	J**
	27/32-15/16	21.5-24	K**
29/32-1	23-25.5	L**	

* Applies to RAR6LP only.

** Use with 3/4" diameter hinge pin.

RIVET SELECTION GAUGE

ORDERING NUMBER	ITEM CODE	WT. LBS.
R2-R8	40329	0.1
R9	108037	0.1





Flexco® SR™ Scalloped Edge® Rivet Hinged Fasteners

RAPID LOADER™ RIVET STRIPS

Self-setting, pre-assembled with pilot nails
(For R5, R5-1/2, R6, BR10)

60 Strips/1200 Rivets per Bucket

DESCRIPTION		ORDERING NUMBER	ITEM CODE	WT. LBS.
Size	Color Code			
STEEL				
A	Red	CSRLA	40857	13.00
B	White	CSRLB	40858	13.92
C	Blue	CSRLC	40859	14.84
C/D	Orange	CSRLC/D	40860	15.56
D	Green	CSRLD	40861	16.06
E	Purple	CSRLE	40862	16.62
F	Yellow	CSRLF	40863	17.34
G	Black	CSRLG	40864	17.90
STAINLESS (TYPE 430)				
A	Red	CSRLA-S	40978	12.90
B	White	CSRLB-S	40979	13.80
C	Blue	CSRLC-S	40980	14.92
C/D	Orange	CSRLC/D-S	40981	15.31
D	Green	CSRLD-S	40982	15.92
E	Purple	CSRLE-S	40983	16.48
F	Yellow	CSRLF-S	40984	16.94
G	Black	CSRLG-S	40985	17.52



NOTE: Use standard rivet selection criteria for rapid loader rivet strips.

RAPID LOADER™ RIVET STRIPS

WITH WASHERS

For use with the Flexco® Pneumatic Single Rivet Driver
(For R5, R5-1/2, R6, BR10)

60 Strips/1200 Rivets per Bucket

DESCRIPTION		ORDERING NUMBER	ITEM CODE	WT. LBS.
Size	Color Code			
STEEL				
A	Red	CSRLA-W	40891	13.00
B	White	CSRLB-W	40892	13.92
C	Blue	CSRLC-W	40893	14.84
C/D	Orange	CSRLC/D-W	40895	15.56
D	Green	CSRLD-W	40897	16.06
E	Purple	CSRLE-W	40898	16.62
F	Yellow	CSRLF-W	40899	17.34
G	Black	CSRLG-W	40901	17.90
STAINLESS (TYPE 430)				
A	Red	CSRLA-S-W	40955	12.90
B	White	CSRLB-S-W	40956	13.80
C	Blue	CSRLC-S-W	40957	14.92
C/D	Orange	CSRLC/D-S-W	40958	15.31
D	Green	CSRLD-S-W	40959	15.92
E	Purple	CSRLE-S-W	40961	16.48
F	Yellow	CSRLF-S-W	40969	16.94
G	Black	CSRLG-S-W	40971	17.52

(For R8 and R9)

24 Strips for 768 Rivets/32 Strips for 1024 Rivets

STEEL							
Rivet Qty.	1024	C/D	Orange	CSRL8C/D	41845	13.50	
		D	Green	CSRL8D	41846	14.10	
		E	Purple	CSRL8E	41847	14.70	
		F	Yellow	CSRL8F	41848	15.30	
		G	Black	CSRL8G	41849	16.00	
		768	H	Gray	CSRL8H	41850	12.50
			I	Lt. Blue	CSRL8I	41851	13.10
J	Brown		CSRL8J	41852	13.70		
K	Beige		CSRL8K	41853	14.30		
STAINLESS (TYPE 430)							
Rivet Qty.	1024	C/D	Orange	CSRL8C/D-S	41854	13.50	
		D	Green	CSRL8D-S	41855	14.10	
		E	Purple	CSRL8E-S	41856	14.70	
		F	Yellow	CSRL8F-S	41857	15.30	
		G	Black	CSRL8G-S	41858	16.00	
		768	H	Gray	CSRL8H-S	41859	12.50
			I	Lt. Blue	CSRL8I-S	41860	13.10
J	Brown		CSRL8J-S	41861	13.70		
K	Beige		CSRL8K-S	41862	14.30		



(For R8 and R9)

24 Strips for 768 Rivets/32 Strips for 1024 Rivets

STEEL							
Rivet Qty.	1024	C/D	Orange	CSRL8C/D-W	41879	13.50	
		D	Green	CSRL8D-W	41880	14.10	
		E	Purple	CSRL8E-W	41881	14.70	
		F	Yellow	CSRL8F-W	41882	15.30	
		G	Black	CSRL8G-W	41883	16.00	
		768	H	Gray	CSRL8H-W	41884	12.50
			I	Lt. Blue	CSRL8I-W	41885	13.10
J	Brown		CSRL8J-W	41886	13.70		
K	Beige		CSRL8K-W	41887	14.30		
STAINLESS (TYPE 430)							
Rivet Qty.	1024	C/D	Orange	CSRL8C/D-S-W	41888	13.50	
		D	Green	CSRL8D-S-W	41889	14.10	
		E	Purple	CSRL8E-S-W	41890	14.70	
		F	Yellow	CSRL8F-S-W	41891	15.30	
		G	Black	CSRL8G-S-W	41892	16.00	
		768	H	Gray	CSRL8H-S-W	41893	12.50
			I	Lt. Blue	CSRL8I-S-W	41894	13.10
J	Brown		CSRL8J-S-W	41895	13.70		
K	Beige		CSRL8K-S-W	41896	14.30		
L	Teal		CSRL8L-S-W	41935	14.90		

Stock Items (non-shaded) standard lead time is 3 working days.

Made To Order Items (shaded) extended lead time, minimum order may apply.

Special Metals and **Special Length** Cards are available.
Request quote for price and delivery.

Flexco® SR™ Scalloped Edge® Rivet Hinged Fasteners



HINGE PINS



FOR R2 & R5

BELT WIDTH		ORDERING NUMBER	ITEM CODE	WT. LBS.	ORDERING NUMBER	ITEM CODE	WT. LBS.	ORDERING NUMBER	ITEM CODE	WT. LBS.	ORDERING NUMBER	ITEM CODE	WT. LBS.	ORDERING NUMBER	ITEM CODE	WT. LBS.
		AC BARE ARMORED CABLE (1/4" dia.)			*ACS BARE ARMORED STAINLESS CABLE (17/64" dia.)			NAC NYLON COVERED ARMORED CABLE (1/4" dia.)			NC NYLON COVERED STEEL CABLE (1/4" dia.)			*NCS NYLON COVERED STAINLESS CABLE (1/4" dia.)		
in. mm		EACH (One Pin)			EACH (One Pin)			EACH (One Pin)			EACH (One Pin)			EACH (One Pin)		
12"	300															
14"	350															
16"	400															
18"	450	AC-18-1	38129	.2				NAC-18-1	38108	.2	NC-12-1	38000	.1			
20"	500										NC-14-1	38001	.1			
24"	600	AC-24-1	38130	.2				NAC-24-1	38109	.2	NC-16-1	38002	.1			
26"	650	AC-26-1	38131	.2				NAC-26-1	38110	.2	NC-18-1	38003	.1			
30"	750	AC-30-1	38132	.3	ACS-30-1	41380	.3	NAC-30-1	38111	.3	NC-20-1	38004	.2	NCS-24-1	38041	.2
36"	900	AC-36-1	38133	.3	ACS-36-1	41381	.3	NAC-36-1	38112	.3	NC-24-1	38005	.2	NCS-30-1	38043	.2
42"	1050	AC-42-1	38134	.4	ACS-42-1	41382	.4	NAC-42-1	38113	.4	NC-30-1	38007	.2	NCS-36-1	38044	.2
48"	1200	AC-48-1	38135	.4	ACS-48-1	41383	.4	NAC-48-1	38114	.4	NC-36-1	38008	.2	NCS-42-1	38045	.3
54"	1350	AC-54-1	38136	.5	ACS-54-1	41384	.5	NAC-54-1	38115	.5	NC-42-1	38009	.2	NCS-48-1	38046	.3
60"	1500	AC-60-1	38137	.5	ACS-60-1	41385	.5	NAC-60-1	38116	.5	NC-48-1	38010	.3	NCS-54-1	38047	.3
72"	1800	AC-72-1	38138	.6	ACS-72-1	41388	.6	NAC-72-1	38117	.6	NC-54-1	38011	.3	NCS-60-1	38048	.4
		PACKAGE (Ten Pins)			PACKAGE (Ten Pins)			PACKAGE (Ten Pins)			PACKAGE (Ten Pins)			PACKAGE (Ten Pins)		
18"	450	AC-18	40685	1.7				NAC-18	40629	1.7	NC-18	40153	1.3			
24"	600	AC-24	40686	2.3				NAC-24	40631	2.3	NC-24	40155	1.8	NCS-24	40175	1.8
26"	650	AC-26	40687	2.4	ACS-30	41354	2.8	NAC-26	40632	2.4	NC-26	40156	1.8			
30"	750	AC-30	40688	2.8	ACS-36	41355	3.4	NAC-30	40633	2.8	NC-30	40157	2.0	NCS-30	40177	2.0
36"	900	AC-36	40689	3.4	ACS-42	41356	3.8	NAC-36	40634	3.4	NC-36	40158	2.3	NCS-36	40178	2.3
42"	1050	AC-42	40691	3.8	ACS-48	41357	4.8	NAC-42	40636	3.8	NC-42	40159	2.6	NCS-42	40179	2.6
48"	1200	AC-48	40692	4.8	ACS-54	41358	5.4	NAC-48	40637	4.8	NC-48	40160	3.0	NCS-48	40180	3.0
54"	1350				ACS-60	41359	6.1				NC-54	40161	3.4	NCS-54	40181	3.4
60"	1500				ACS-72	41363	6.8				NC-60	40162	3.9	NCS-60	40182	3.9
72"	1800										NC-72	40163	5.0			
		PACKAGE (Ten Pins)			PACKAGE (Ten Pins)			PACKAGE (Ten Pins)			PACKAGE (Ten Pins)			PACKAGE (Ten Pins)		
100 FOOT COILS																
												NC-C	39740	8.6	100 FOOT COILS	
												NCS-C	39817	8.6		

FOR R2 & R5

BELT WIDTH		ORDERING NUMBER	ITEM CODE	WT. LBS.	ORDERING NUMBER	ITEM CODE	WT. LBS.
		SC BARE STEEL CABLE (1/4" dia.)			*SSC BARE STAINLESS CABLE (7/32" dia.)		
in. mm		EACH (One Pin)			EACH (One Pin)		
18"	450						
24"	600	SC-24-1	38180	.2	SSC-24-1	38199	.2
30"	750	SC-30-1	38182	.3	SSC-30-1	38201	.3
36"	900	SC-36-1	38183	.3	SSC-36-1	38202	.3
38"	950						
40"	1000						
42"	1050	SC-42-1	38184	.4	SSC-42-1	38203	.4
44"	1100						
46"	1150						
48"	1200	SC-48-1	38185	.4	SSC-48-1	38204	.4
54"	1350	SC-54-1	38240	.5	SSC-54-1	38211	.5
60"	1500	SC-60-1	38188	.5	SSC-60-1	38205	.5
72"	1800	SC-72-1	38195	.6	SSC-72-1	38222	.6
		PACKAGE (Ten Pins)			PACKAGE (Ten Pins)		
18"	450	SC-18	40201	1.8	SSC-18	40209	1.8
24"	600	SC-24	40202	2.3	SSC-24	40210	2.3
30"	750	SC-30	40204	2.9	SSC-30	40211	2.9
36"	900	SC-36	40205	3.4	SSC-36	40212	3.4
38"	950						
40"	1000						
42"	1050	SC-42	40206	4.0	SSC-42	40213	4.0
44"	1100						
46"	1150						
48"	1200	SC-48	40207	4.6	SSC-48	40214	4.6
54"	1350	SC-54	39808	5.1	SSC-54	39811	5.1
60"	1500	SC-60	39802	5.8	SSC-60	39812	5.8

*300 SERIES

HINGE PIN RETAINING WASHERS FOR R2, R5, 1/4" DIAMETER NYLON CABLE HINGE PINS ONLY

50 PER PACKAGE

ORDERING NUMBER	ITEM CODE	WT. LBS.
310-RET-50	40135	.3

NOTE: 1/4" inside diameter





Flexco® SR™ Scalloped Edge® Rivet Hinged Fasteners

HINGE PINS



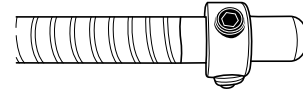
FOR R5

ORDERING NUMBER	ITEM CODE	WT. LBS.	ORDERING NUMBER	ITEM CODE	WT. LBS.
SC932 BARE STEEL CABLE (9/32" dia.)			*SSC932 BARE STAINLESS CABLE (9/32" dia.)		
EACH (One Pin)			EACH (One Pin)		
SC932-18-1	38348	.4	SSC932-18-1	38349	.4
SC932-24-1	38344	.5	SSC932-24-1	38336	.5
SC932-30-1	38341	.6	SSC932-30-1	38337	.6
SC932-36-1	38342	.7	SSC932-36-1	38338	.7
SC932-40-1	38406	.8	SSC932-38-1	38425	.7
SC932-42-1	38343	.8	SSC932-40-1	38426	.8
SC932-44-1	38405	.9	SSC932-42-1	38339	.8
SC932-46-1	38404	.9	SSC932-44-1	38427	.9
SC932-48-1	38345	.9	SSC932-46-1	38428	.9
SC932-54-1	38355	1.0	SSC932-48-1	38340	.9
SC932-60-1	38351	1.0	SSC932-54-1	38429	1.0
SC932-72-1	38350	1.1	SSC932-60-1	38352	1.0
SSC932-72-1	38335	1.1	SSC932-72-1	38335	1.1
PACKAGE (Ten Pins)			PACKAGE (Ten Pins)		
SC932-30	38300	5.8	SSC932-30	38320	5.8
SC932-36	38301	7.0	SSC932-36	38321	7.0
SC932-38	38412	7.4	SSC932-38	38420	7.4
SC932-40	38409	7.8	SSC932-40	38417	7.8
SC932-42	38302	8.2	SSC932-42	38322	8.2
SC932-44	38411	8.6	SSC932-44	38419	8.6
SC932-46	38410	8.9	SSC932-46	38418	8.9
SC932-48	38303	9.3	SSC932-48	38323	9.3
SC932-54	38305	9.9	SSC932-54	38325	9.9
SC932-60	38312	10.5	SSC932-60	38317	10.5

*300 SERIES

HINGE PIN RETAINING COLLARS

FOR FASTENER SIZE	FOR PIN DIAMETER	ORDERING NUMBER	ITEM CODE	WT. LBS.
R2 and R5	7/32-9/32	HPRET1	40198	.5
R5-1/2, R6, and R8	23/64-13/32	HPRET2	40199	.5



SIFT STOP FOAM STRIP

DESCRIPTION	SIZE	ORDERING NUMBER	ITEM CODE	WT. LBS.
Creates a sealed joint to prevent sifting. These strips can be used with R5-R8.	40 ft (12.2 m)	XPSS-40	37179	.2



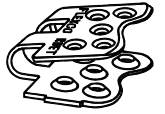
FOR R5 & R5-1/2

BELT WIDTH	ORDERING NUMBER	ITEM CODE	WT. LBS.
ACV BARE ARMORED STEEL CABLE (21/64" dia.)			
in.	mm	EACH (One Pin)	
24"	600	ACV-24-1	37437 .27
30"	750	ACV-30-1	37438 .30
36"	900	ACV-36-1	37439 .32
38"	950		
40"	1000		
42"	1050	ACV-42-1	37440 .43
44"	1100		
46"	1150		
48"	1200	ACV-48-1	37441 .49
52"			
54"	1350		
60"	1500		
72"	1800		
84"	2130		
PACKAGE (Ten Pins)			
24"	600	ACV-24	37442 2.7
30"	750	ACV-30	37443 3.0
36"	900	ACV-36	37444 3.2
38"	950		
40"	1000		
42"	1050	ACV-42	37445 4.3
44"	1100		
46"	1150		
48"	1200	ACV-48	37446 5.0
52"	1350		
54"	1350		
60"	1500		
72"	1800		
84"	2130		


FOR R5-1/2, R6, & R8

BELT WIDTH	ORDERING NUMBER	ITEM CODE	WT. LBS.	ORDERING NUMBER	ITEM CODE	WT. LBS.
AC6 BARE ARMORED STEEL CABLE (3/8" dia.)			SC6 BARE STEEL CABLE (23/64" dia.)			
in.	mm	EACH (One Pin)		EACH (One Pin)		
24"	600	AC6-24-1	38164 .7			
30"	750	AC6-30-1	38165 .8			
36"	900	AC6-36-1	38166 1.0			
38"	950	AC6-38-1	38161 1.1	SC6-38-1	38370	1.1
40"	1000	AC6-40-1	38162 1.1	SC6-40-1	38371	1.2
42"	1050	AC6-42-1	38167 1.2	SC6-42-1	38376	1.2
44"	1100	AC6-44-1	38143 1.3	SC6-44-1	38372	1.3
46"	1150			SC6-46-1	38373	1.4
48"	1200	AC6-48-1	38168 1.4	SC6-48-1	38377	1.4
52"						
54"	1350	AC6-54-1	38169 1.5	SC6-54-1	38374	1.5
60"	1500	AC6-60-1	38170 1.7	SC6-60-1	38375	1.6
72"	1800	AC6-72-1	38171 2.1	SC6-72-1	38378	2.1
84"	2130			SC6-84-1	38387	2.5
PACKAGE (Ten Pins)				PACKAGE (Ten Pins)		
24"	600	AC6-24	40707 6.2			
30"	750	AC6-30	40709 8.1			
36"	900	AC6-36	40710 10.0	SC6-36	38362	10.5
38"	950	AC6-38	38403 10.2	SC6-38	38365	11.0
40"	1000	AC6-40	38401 11.0	SC6-40	38366	11.6
42"	1050	AC6-42	40712 12.0	SC6-42	38363	12.2
44"	1100	AC6-44	40713 12.3			
46"	1150			SC6-46	38368	13.4
48"	1200	AC6-48	40714 12.5	SC6-48	38364	14.0
52"	1350					
54"	1350	AC6-54	40716 14.7	SC6-54	38369	15.8
60"	1500	AC6-60	40718 16.2	SC6-60	38380	17.6
72"	1800	AC6-72	40720 19.6	SC6-72	38381	20.9
84"	2130	AC6-84	40721 25.0	SC6-84	38390	25.0

Flexco® SR™ Scalloped Edge® Rivet Hinged Fasteners



HINGE PINS




FOR R5-1/2, R6, & R8


ORDERING NUMBER	ITEM CODE	WT. LBS.	ORDERING NUMBER	ITEM CODE	WT. LBS.	ORDERING NUMBER	ITEM CODE	WT. LBS.
*ACS6 BARE ARMORED STAINLESS CABLE (3/8" dia.)			NAC6 NYLON COVERED ARMORED CABLE (13/32" dia.)			*NACS6 NYLON COVERED ARMORED STAINLESS CABLE (13/32" dia.)		
EACH (One Pin)			EACH (One Pin)			EACH (One Pin)		
ACS6-36/900-1	39274	1.0	NAC6-24-1	38144	.7			
ACS6-40-1	39280	1.1	NAC6-30-1	38145	.8			
ACS6-42-1	39275	1.2	NAC6-36-1	38146	1.0			
ACS6-46-1	39281	1.3	NAC6-38-1	40940	1.1			
ACS6-48-1	39276	1.3	NAC6-40-1	40941	1.1			
ACS6-52-1	39282	1.4	NAC6-42-1	38147	1.2			
ACS6-54-1	39277	1.5	NAC6-44-1	40942	1.3			
ACS6-60-1	39278	1.7	NAC6-46-1	40943	1.4			
ACS6-72-1	39279	2.1	NAC6-48-1	38148	1.4			
ACS6-84-1	39283	2.5	NAC6-54-1	38149	1.5			
PACKAGE (Ten Pins)			PACKAGE (Ten Pins)			PACKAGE (Ten Pins)		
ACS6-36/900	39300	10.0	NAC6-24	40654	6.5			
ACS6-40	39307	11.0	NAC6-30	40657	8.3			
ACS6-42	39301	12.0	NAC6-36	40659	10.0			
ACS6-46	39308	12.3	NAC6-38	40681	10.2			
ACS6-48	39302	13.4	NAC6-40	40670	11.0			
ACS6-52	39306	14.0	NAC6-42	40661	11.8			
ACS6-54	39303	15.8	NAC6-44	40680	12.3			
ACS6-60	39304	17.6	NAC6-46	40679	12.9			
ACS6-72	39305	20.9	NAC6-48	40663	13.5	NACS6-48	39250	13.5
ACS6-84	39309	25.0	NAC6-54	40665	15.0	NACS6-54	39251	15.0
			NAC6-60	40667	17.0	NACS6-60	39255	17.0
			NAC6-72	40669	20.1			
			NAC6-84	40671	24.4			

FOR R9

BELT WIDTH		ORDERING NUMBER	ITEM CODE	WT. LBS.	ORDERING NUMBER	ITEM CODE	WT. LBS.
		*NCS962 NYLON COVERED STAINLESS CABLE (5/8" dia.)			*NCS975 NYLON COVERED STAINLESS CABLE (3/4" dia.)		
		EACH (One Pin)			EACH (One Pin)		
in.	mm						
48"	1200	NCS962-48-1	53234	2.2	NCS975-48-1	53255	3.1
54"	1350	NCS962-54-1	53235	2.4	NCS975-54-1	53256	3.5
60"	1500	NCS962-60-1	53236	2.7	NCS975-60-1	53257	4.0
72"	1800	NCS962-72-1	53237	3.3	NCS975-72-1	53258	4.8
84"	2130	NCS962-84-1	53238	3.8	NCS975-84-1	53259	5.6

*300 SERIES

 **Stock Items** (non-shaded) standard lead time is 3 working days.

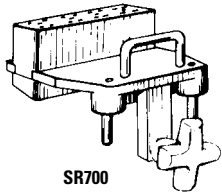
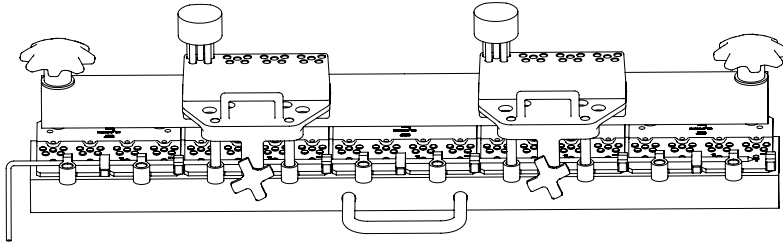
 **Made To Order Items** (shaded) extended lead time, minimum order may apply.

Special Metals and **Special Length Cards** are available. Request quote for price and delivery.




Flexco® SR™ Scalloped Edge® Rivet Hinged Fasteners

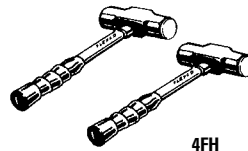
INSTALLATION TOOLS Multiple Rivet Applicator Tool



SR700



SR759



4FH



SR-CB

STEEL MSRT APPLICATOR COMPLETE

Includes two SR700 multiple guide blocks, two SR759 multiple drive rods, two 4 lb. hammers, lubricant and one canvas carry bag.

NOTE: For installation of R2, R5, R5-1/2, and R6 Fasteners.

BELT WIDTH		ORDERING NUMBER	ITEM CODE	WT. LBS.
in.	mm			
30"	750	MSRT-30	41041	63.0
36"	900	MSRT-36	41042	70.0
42"	1050	MSRT-42	41043	77.0
48"	1200	MSRT-48	41044	85.0
60"	1500	MSRT-60	41046	93.0
72"	1800	MSRT-72	41047	100.0
84"	2130	MSRT-84	41048	110.0

STEEL MSRT8 APPLICATOR COMPLETE

Includes two SR800 multiple guide blocks, two SR859-8 drive rods, two 6 lb hammers, lubricant and one canvas carry bag.

NOTE: Installs R6 & R8 fasteners only.

BELT WIDTH		ORDERING NUMBER	ITEM CODE	WT. LBS.
in.	mm			
48"	1200	MSRT8-48	41032	95.0
60"	1500	MSRT8-60	41033	110.0
72"	1800	MSRT8-72	41034	125.0
84"	2130	MSRT8-84	41035	138.0

STEEL MSRT9 APPLICATOR COMPLETE

Includes two SR900 multiple guide blocks, two SR859-8 drive rods, two 6 lb hammers, lubricant and one canvas carry bag.

NOTE: Installs R9 fasteners only.

BELT WIDTH		ORDERING NUMBER	ITEM CODE	WT. LBS.
in.	mm			
48"	1200	MSRT9-48	40994	95.0
60"	1500	MSRT9-60	40995	110.0
72"	1800	MSRT9-72	40996	125.0
84"	2130	MSRT9-84	40997	138.0

NOTE: Guide blocks cannot be used with rivet sizes J, K and L.

MULTIPLE RIVET DRIVER COMPONENTS

DESCRIPTION	ORDERING NUMBER	ITEM CODE	WT. LBS.
Multiple Guide Block	SR700	41054	3.0
Multiple Guide Block - For R2	SR702	104438	1.0
Multiple 5 Prong Drive Rod	SR759	41055	1.0
Multiple Guide Block - For R8	SR800	41050	5.1
8 Prong Drive Rod	SR859-8	41068	1.2
Multiple Guide Block - For R9	SR900	41045	7.0
2 Prong Drive Rod	SR759-2	41058	0.9
Silicone Lubricant (Aerosol)	SL5-1	30932	1.4
Silicone Lubricant (Pump Spray)	SLP5-1	30931	1.4
Four lb. Hammer	4FH	30435	5.3
Six lb. Hammer	6FH	30375	7.3
Canvas Bag	SR-CB	41031	1.3

Stock Items (non-shaded) standard lead time is 3 working days.

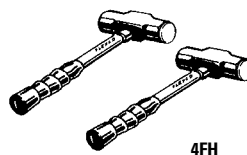
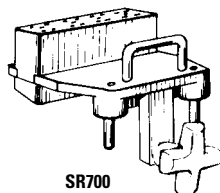
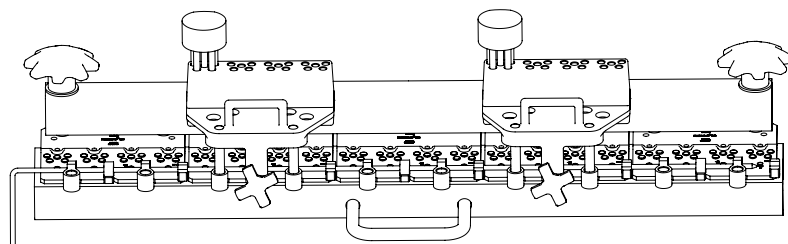
Made To Order Items (shaded) extended lead time, minimum order may apply.

Special Metals and **Special Length Cards** are available. Request quote for price and delivery.



INSTALLATION TOOLS

Multiple Rivet Applicator Tool



ALUMINUM MSRT APPLICATOR COMPLETE

Includes two SR700 multiple guide blocks, two SR759 multiple drive rods, two 4 lb. hammers, lubricant and one canvas carry bag.

NOTE: For installation of R2, R5, R5-1/2, and R6 fasteners.

BELT WIDTH		ORDERING NUMBER	ITEM CODE	WT. LBS.
in.	mm			
30"	750	MSRT-30-AL	40771	57.0*
36"	900	MSRT-36-AL	40773	63.0
42"	1050	MSRT-42-AL	40775	69.0
48"	1200	MSRT-48-AL	40776	76.0
60"	1500	MSRT-60-AL	40782	89.0
72"	1800	MSRT-72-AL	40783	105.0
84"	2130	MSRT-84-AL	40784	121.0*
96"	2430	MSRT-96-AL	40785	137.0*

*Estimated weight

ALUMINUM MSRT8 APPLICATOR COMPLETE

Includes two SR800 multiple guide blocks, two SR859-8 drive rods, two 6 lb hammers, lubricant and one canvas carry bag.

NOTE: Installs R6 and R8 fasteners only.

BELT WIDTH		ORDERING NUMBER	ITEM CODE	WT. LBS.
in.	mm			
48"	1200	MSRT8-48-AL	41115	84.0
60"	1500	MSRT8-60-AL	41116	96.0
72"	1800	MSRT8-72-AL	41117	109.0
84"	2130	MSRT8-84-AL	41118	120.0*
96"	2430	MSRT8-96-AL	41119	133.0*

*Estimated weight

ALUMINUM MSRT9 APPLICATOR COMPLETE

Includes two SR900 multiple guide blocks, two SR859-8 drive rods, two 6 lb hammers, lubricant and one canvas carry bag.

NOTE: Installs R9 fasteners only.

BELT WIDTH		ORDERING NUMBER	ITEM CODE	WT. LBS.
in.	mm			
48"	1200	MSRT9-48-AL	41812	84.0
60"	1500	MSRT9-60-AL	41813	96.0
72"	1800	MSRT9-72-AL	41814	109.0
84"	2130	MSRT9-84-AL	41815	120.0



Flexco® SR™ Scalloped Edge® Rivet Hinged Fasteners

INSTALLATION TOOLS

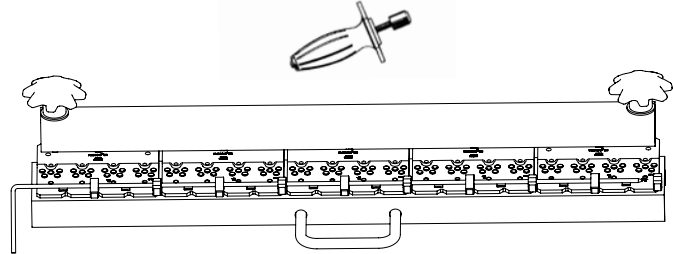
Single Rivet Applicator Tool

STEEL SRTA APPLICATOR COMPLETE

Includes one SR-50 Driver.

NOTE: For installation of R2, R5, R5-1/2, and R6 Fasteners.

BELT WIDTH		ORDERING NUMBER	ITEM CODE	WT. LBS.
in.	mm			
30"	750	SRTA-30	41213	35.0
36"	900	SRTA-36	41214	41.8
42"	1050	SRTA-42	41215	48.6
48"	1200	SRTA-48	41216	55.8
60"	1500	SRTA-60	41218	69.8
72"	1800	SRTA-72	41219	83.0
84"	2130	SRTA-84	41220	85.2



METAL TOOL BOX FOR SR™ and BR™ APPLICATOR TOOLS

DESCRIPTION	ORDERING NUMBER / ITEM CODE	WT. LBS.
36" Tool Box	40988	41.2
42" or 48" Tool Box	40990	48.2
60" Tool Box	40991	73.0



SINGLE RIVET DRIVER TOOL

DESCRIPTION	ORDERING NUMBER	ITEM CODE	WT. LBS.
Driver Tool Complete	SR-50	40510	.8
Drive Rod	SR5-7	40517	.3
Collets—Set of Two	SR5-1	40511	.1

RIVET SET*

ORDERING NUMBER	ITEM CODE	WT. LBS.
R5S	40348	1.9

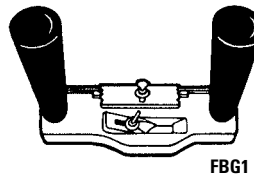
*If no SRTA Application Tool is available, fasteners may be installed with an R5S Flexco Rivet Set.



FLEXCO® BELT GROOVER

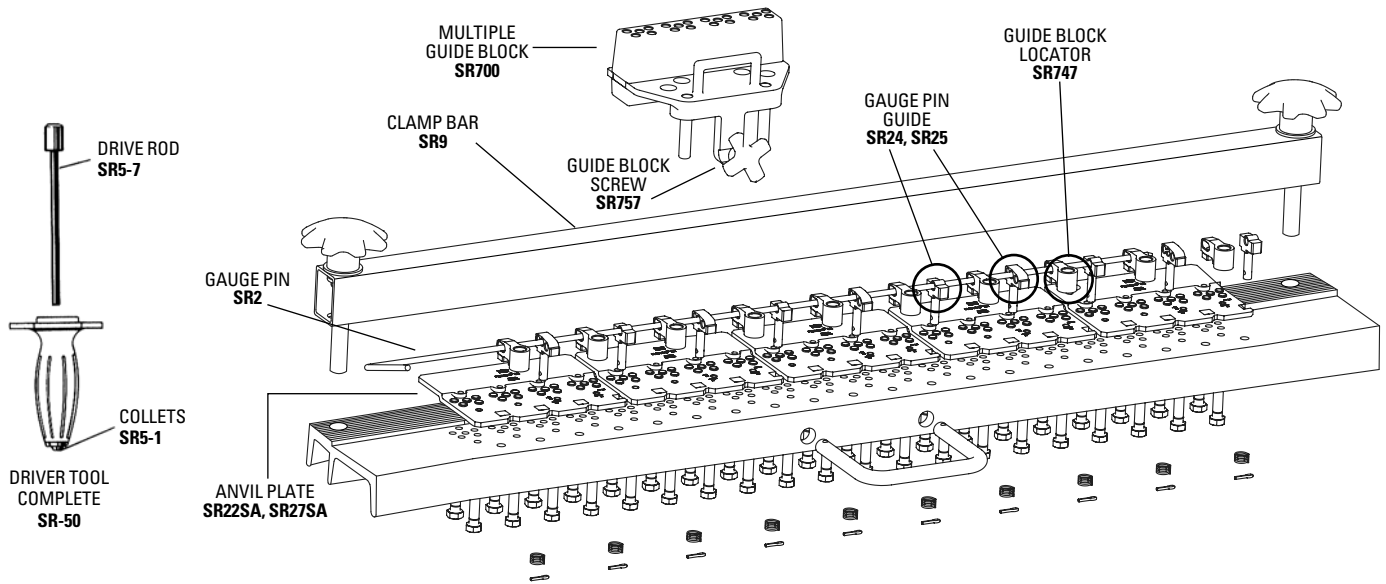
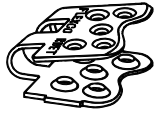
(7/16" WIDE GROOVE PATH)

ORDERING NUMBER	ITEM CODE	WT. LBS.
FBG1	31978	1.8
EXTRA BLADES		
HSP3	31980	0.1



- Stock Items** (non-shaded) carried in factory inventory.
- Made To Order Items** (shaded) allow one week for production. In most cases, the next standard stock item can be adapted to meet your requirements.
- Non-Listed Items** are available. Request quote for price and delivery.

Flexco® SR™ Scalloped Edge® Rivet Hinged Fasteners



REPLACEMENT PARTS — STEEL SR TA, MSRT TOOLS

DESCRIPTION	ORDERING NUMBER	ITEM CODE	WT. LBS.
Rivet Guide Locator Assembly	SR747	41056	0.2
Rivet Guide Locator Assembly (R9)	SR947	41069	0.2
Gauge Pin Guide with Spring and Cotter Pin-1 Hole	SR24	40503	0.1
Gauge Pin Guide with Spring and Cotter Pin-3 Hole	SR25	40504	0.1
Stepped Anvil End Plate W/ Clamp Bar Nut-5 Hole	SR22SAE	41960	1.7
Stepped Anvil Middle Plate-5 Hole	SR22SAM	41961	1.7
Stepped Anvil End Plate W/ Clamp Bar Nut-8 Hole	SR27SAE	41962	1.7
Stepped Anvil Middle Plate-8 Hole	SR27SAM	41963	1.7
Anvil Plate Screws (50/Package)	BRPS	40908	0.7
Clamp Bar Tightening Bolt Complete (MSRT9)	SR23	40502	0.2
Clamp Bar Knob	SR757	41057	0.1
Clamp Bar Nut w/Screws	SR-CCBKK	41110	1.5
	SR-CBNS	42085	0.5
Gauge Pin for 30" Tool	SR2-30	40482	0.5
Gauge Pin for 36" Tool	SR2-36	40483	0.6
Gauge Pin for 42" Tool	SR2-42	40484	0.7
Gauge Pin for 48" Tool	SR2-48	40485	0.8
Gauge Pin for 60" Tool	SR2-60	40487	1.0
Gauge Pin for 72" Tool	SR2-72	40488	1.2
Gauge Pin for 84" Tool	SR2-84	40489	1.5

REPLACEMENT PARTS — ALUMINUM MSRT TOOL

DESCRIPTION	ORDERING NUMBER	ITEM CODE	WT. LBS.
Rivet Guide Locator Assembly	SR747-AL	43022	0.2
Gauge Pin Guide with Spring and Cotter Pin-1 Hole	SR24-AL	43024	0.1
Gauge Pin Guide with Spring and Cotter Pin-3 Hole	SR25-AL	43023	0.1
Stepped Anvil Plate-5 Hole	SR22SAAL	43061	1.7
Stepped Anvil Plate-8 Hole	SR27SAAL	43062	2.5
Anvil Plate Screws (50/Package)	SRPS-AL	43027	0.7
Gauge Pin for 30" Tool	SR2-30-AL	43038	0.5
Gauge Pin for 36" Tool	SR2-36-AL	43039	0.6
Gauge Pin for 42" Tool	SR2-42-AL	43040	0.7
Gauge Pin for 48" Tool	SR2-48-AL	43041	0.8
Gauge Pin for 60" Tool	SR2-60-AL	43042	1.0
Gauge Pin for 72" Tool	SR2-72-AL	43043	1.2
Gauge Pin for 84" Tool	SR2-84-AL	43044	1.5
Gauge Pin for 96" Tool	SR2-96-AL	43045	2.0
Clamp Bar Nut w/Screws	SR91-AL	43029	0.5

REPLACEMENT CLAMP BAR ASSEMBLY FOR STEEL AND ALUMINUM MSRT TOOLS

DESCRIPTION	ORDERING NUMBER	ITEM CODE	WT. LBS.
Cambered Clamp Bar Assembly for 30" Tool	SR9-30-AL	43030	3.8
Cambered Clamp Bar Assembly for 36" Tool	SR9-36-AL	43031	4.1
Cambered Clamp Bar Assembly for 42" Tool	SR9-42-AL	43032	5.3
Cambered Clamp Bar Assembly for 48" Tool	SR9-48-AL	43033	6.2
Cambered Clamp Bar Assembly for 60" Tool	SR9-60-AL	43034	6.8
Cambered Clamp Bar Assembly for 72" Tool	SR9-72-AL	43035	7.5
Cambered Clamp Bar Assembly for 84" Tool	SR9-84-AL	43036	7.9
Cambered Clamp Bar Assembly for 96" Tool	SR9-96-AL	43037	8.5

PARTS REQUIRED TO SPAN THE ENTIRE WIDTH OF THE ALUMINUM MSRT TOOL

BELT WIDTH		SR700	SR747	SR24	SR25	SR22SA, SR27SA
in.	mm.	MULTIPLE GUIDE BLOCKS	RIVET GUIDE LOCATOR ASSEMBLIES	GAUGE PIN GUIDE	GAUGE PIN GUIDE	ANVIL PLATE COMPLETE
30	750	4	8	3	4	4
36	900	5	10	4	5	5
42	1050	6	12	5	6	6
48	1200	7	14	6	7	7
60	1500	9	18	8	9	9
72	1800	11	22	10	11	11
84	2130	13	26	12	13	13
96	2430	14	28	13	14	14

PARTS REQUIRED TO SPAN THE ENTIRE WIDTH OF STEEL SR TA OR MSRT TOOLS

BELT WIDTH		SR700	SR747	SR24	SR25	SR22SA, SR27SA
in.	mm.	MULTIPLE GUIDE BLOCKS	RIVET GUIDE LOCATOR ASSEMBLIES	GAUGE PIN GUIDE	GAUGE PIN GUIDE	ANVIL PLATE COMPLETE
30	750	5	10	4	5	5
36	900	6	12	5	6	6
42	1050	7	14	6	7	7
48	1200	8	16	7	8	8
60	1500	10	20	9	10	10
72	1800	12	24	11	12	12
84	2130	14	28	13	14	14



Flexco® SR™ Scalloped Edge® Rivet Hinged Fasteners

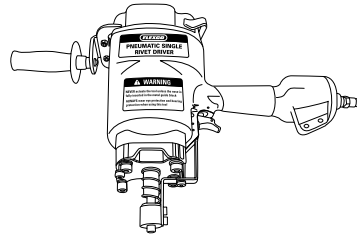
POWER INSTALLATION TOOLS

PNEUMATIC SINGLE RIVET DRIVER

DESCRIPTION	ORDERING NUMBER	ITEM CODE	WT. LBS.
Pneumatic Single Rivet Driver*	PNEUDRIVE1	41992	44.0
5 Rivet Pattern SR™ Steel Guide Blocks	35RD-GB5-4	42000	10.0
8 Rivet Pattern SR™ Steel Guide Blocks (For installation of R8 or R9)	35RD-GB8-4	41998	12.0
BR6 Steel Guide Block	35RD-BR6GB-4	43063	11.0
BR10 Steel Guide Block	35RD-BR10GB-4	43064	14.2
Nose Piece	PDNP	41999	3.1
Nose Piece Safety	PDNPS	42036	0.8
Tool Bumper	PDBUMP	42037	0.4
O-Ring Kit	PDORING	42038	0.2
Handle	PDHANDLE	42039	0.2
HARDWARE Kit-screwa	PDHK	42040	0.6
CYLINDER	PDCYL	42041	1.2
Nose Spring	PDNSS	42042	0.1
Piston Rod	PDPR	42043	1.0
Trigger Valve	PDTVA	42044	0.1
Regulator Kit With Air Hose	FPD-RK	43008	7.8
Stand Alone Air Tank Regulator	SAATR	42016	4.5
Air Regulator	PSRD-RF	42521	3.0
PSRD-RS Regulator Stand	PSRD-RS	105509	2.6
Air Hose Assembly	PSRD-AH	42522	3.8
TOOL REPAIR			
PNEUDRIVE1 – REFURBISH	41992RPR		N/A

*Includes one Pneumatic Single Rivet Driver, one Regulator, one Air Hose, Instruction Manual, and Safety Glasses.

- Works with Standard MSRT and MBRTA Application Tools
- Works with steel guide blocks – sold separately
- Works with Rapid Loader™ Rivet Strips with washers



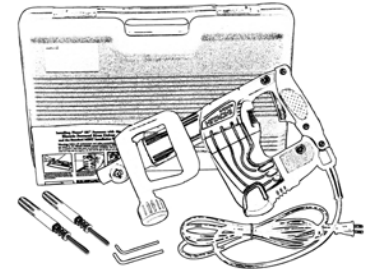
ELECTRIC POWERED RIVET DRIVER KIT

DESCRIPTION	ORDERING NUMBER	ITEM CODE	WT. LBS.
Standard Kit *	EPRDSSK-1	42082	25.6
Straight Shank Replacement Drive Rod	EPRDSS-DR	42083	2.0
Step Shank ** Replacement Drive Rod	EPRDVS-DR	41078	2.0

*Kit includes Driver, two Custom Drive Rods, Convenient Carrying Case.

**For use with previous model: EPRDVSK-1.

- For use with standard 110 volt electric
- Works with standard MSRT and MBRTA application tools and guide blocks




AIR POWERED RIVET DRIVER


DESCRIPTION	ORDERING NUMBER	ITEM CODE	WT. LBS.
Air Powered Rivet Driver-Complete*	PTRDK	41835	5.0
REPLACEMENT PARTS			
Air Powered Rivet Driver	PTAH	41834	4.5
Retaining Chuck	PTRD-RC	41987	0.3
Drive Rod with Hold Down Spring and Washer	PTRD-DR	41777	1.0
Hold Down Spring and Washer	DR-SW	41836	0.1

*Includes Air Powered Rivet Driver, Retaining Chuck, and Drive Rod with Hold Down Spring and Washer.

- Requires a minimum 90 psi for operation
- Works with standard MSRT and MBRTA application tools and guide blocks



 **Stock Items** (non-shaded) standard lead time is 3 working days.

 **Made To Order Items** (shaded) extended lead time, minimum order may apply.

Special Metals and **Special Length** Cards are available. Request quote for price and delivery.



How Flexco® Bolt Solid Plate Fasteners Work

Strength of this fastener is derived from the compression of the plates, mounted above and below the belt, with high tensile strength bolts. This "compression" distributes the splice tension across the full width of each fastener plate. The holding ability is, thereby, increased by not solely relying upon the bolts to resist pull-out.

Additional strength and resistance to pull-out is obtained from the specially formed teeth on each plate. These teeth imbed deep into the belt carcass, without damaging the carcass fibers.

A tight butt splice is achieved through the exaggerated bolt hole spacing in the templet which forces the belt end together. Flexco® Bolt Solid Plate Fasteners permit natural conformance with troughing or transition idlers.

140, 190 and 2-1/2 size fasteners are specifically designed for thinner belting, allowing increased compression, greater reach-back, and more fastener plates per belt width.

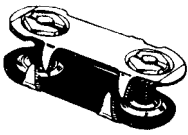
Applications	Installation Method	What You Need for Installation
Higher-tension main haulage belts in <ul style="list-style-type: none"> • Coal • Grain Elevators • Hard-Rock Mining • Foundries • Aggregate Plants • Steel Mills 	Holes are punched in belt quickly and accurately with a templet and boring tool. Fasteners are installed on-site with portable, hand, or power tools.	<ul style="list-style-type: none"> • Fastener Plates • Bolts & Nuts • Templet • Belt Punch • Wrench <ul style="list-style-type: none"> • Bolt Horn • Flexco Installation Tool • Impact Tool or Carpenter's Brace
How to Specify the Correct Flexco® Bolt Solid Plate Fastener	Fastener Metal Selection	Hinge Pin Selection
<ol style="list-style-type: none"> 1. Determine Belt Tension (PIW). 2. Measure your Belt Thickness after skive. 3. Measure the Diameter of the Smallest Pulley in your Drive with Belt Wrap more than 90°. 4. When using self-cleaning wing pulleys, subtract 20% of the overall diameter to calculate the minimum pulley diameter. 5. Choose the fastener size that is appropriate for your specifications in the selection chart below. 	<p>Steel. For most applications, steel is recommended.</p> <p>MegAlloy®. For superior resistance to wear and abrasion.</p> <p>Stainless Steel. Type 316 Stainless Steel provides extra resistance to abrasion, magnetic attraction and corrosion from acids and chemicals.</p> <p>Everdur®. Spark-free material compared to steel and fully non-magnetic.</p> <p>Flexco®VP™. Rubber covered steel top plates.</p>	No Hinge Pin Required.

FLEXCO® Bolt Solid Plate Fastening System

Flexco® Bolt Solid Plate Fastener Selection Chart

Fastener Size	Fastener Rating		Belt Thickness Range		Recommended Min. Pulley Diameter When installing a 45 degree splice the minimum pulley diameter is reduced by 25%.			
	For Belt Tension Rating Up To:	For Belt Strength Up To:	Measured After Skive		Operating Tension 75-100% of Fastener Rating		Operating Tension Under 75% of Fastener Rating	
	PIW	kN/m	in.	mm	in.	mm	in.	mm
1	150	260	3/16-7/16	5-11	12	300	10	250
140*, 140VP	225	400	3/16-7/16	5-11	14	350	12	300
190,190VP	375	650	5/16-9/16	8-14	18	450	16	400
1-1/2	300	520	7/16-11/16	11-17	18	450	16	400
2,2VP	440	770	9/16-13/16	14-21	30	760	28	710
2-1/4	620	1080	9/16-1-3/16	14-30	36	920	34	860
2-1/2	450	790	3/4-1	19-25	42	1050	42	1050
3	560	980	15/16-1-1/4	24-32	48	1220	48	1220

Note: When used with extra long bolts the maximum belt thickness is 1-7/8" (48 mm) for No. 2-1/4 and 2" (50 mm) for No. 3.



Flexco® Bolt Solid Plate Fasteners

FASTENERS

"E" BOX 25 FASTENER SETS

ORDERING NUMBER	ITEM CODE	ORDERING NUMBER	ITEM CODE	ORDERING NUMBER	ITEM CODE	ORDERING NUMBER	ITEM CODE	WT. LBS.
STEEL		MEGALLOY® TOP & BOTTOM PLATES, STEEL BOLTS & NUTS		STAINLESS – 300 SERIES		EVERDUR		
1E	20002	140EMAP	20364	140ES	20034	140EE	20090	2.9
140E	20000	190EMAP	20365	190ES	20035	190EE	20091	4.6
190E	20001							4.8
1-1/2E	20004	1-1/2EMAP	20366	1-1/2ES	20038	1-1/2EE	20094	5.9
2E	20005	2EMAP	20367	2ES	20039	2EE	20095	8.0
2-1/4E	20006	2-1/4EMAP	20368	2-1/4ES	20040	2-1/4EE	20096	10.8
2-1/4E-LB	20028							11.3
2-1/2*	20007							6.4
3*	20008							7.0
3LB*	20029							7.1

*10 Fastener Sets

"E" BOX 25 FASTENER SETS

ORDERING NUMBER	ITEM CODE	ORDERING NUMBER	ITEM CODE	ORDERING NUMBER	ITEM CODE	WT. LBS.
MEGALLOY® TOP PLATES BALANCE STEEL		300 SERIES STAINLESS TOP PLATES, BALANCE STEEL		1/8" RUBBER-COVERED T.P. BALANCE STEEL		
140EMA	20330	140EST	20118			4.0
190EMA	20331	190EST	20119			4.6
1-1/2EMA	20334	1-1/2EST	20122			5.5
2EMA	20335	2EST	20123			7.6
2-1/4EMA	20336	2-1/4EST	20124	2-1/4ERCT	20191	10.3

"C" BUCKET (100 FASTENER SETS – BOTTOM PLATES PRE-ASSEMBLED)

ORDERING NUMBER	ITEM CODE	ORDERING NUMBER	ITEM CODE	ORDERING NUMBER	ITEM CODE	ORDERING NUMBER	ITEM CODE	ORDERING NUMBER	ITEM CODE	WT. LBS.
STEEL		MEGALLOY® TOP PLATES BALANCE STEEL		MEGALLOY® TOP & BOTTOM PLATES, STEEL BOLTS & NUTS		STAINLESS - 300 SERIES		EVERDUR		
1C	20014	1CMA	20327	140CMA	20370	140CS	20044	140CE	20102	10.9
140C	20012	140CMA	20340	190CMA	20371	190CS	20045	190CE	20103	15.7
190C	20013									18.5
1-1/2C	20016	1-1/2CMA	20344	1-1/2CMA	20372	1-1/2CS	20048			21.9
2C	20017	2CMA	20345	2CMA	20373	2CS	20049			30.3
2-1/4C	20018	2-1/4CMA	20346							42.3
2-1/2L*	20052									32.0
3L*	20053									34.9
3LWLB*	20047									37.0


*L Buckets are in quantities of 50.

FASTENER SETS

REQUIRED FOR VARIOUS BELT WIDTHS

BELT WIDTH	FASTENER SIZE 1, 140 & 190				FASTENER SIZE 1-1/2, 2 & 2-1/4				FASTENER SIZE 2-1/2 & 3				
	90°		45°		90°		45°		90°		45°		
	in.	mm	in.	mm	in.	mm	in.	mm	in.	mm	in.	mm	
12	300	10	9	12	12	8	7	10	9	6	6	7	7
18	450	15	14	20	19	12	11	15	15	9	9	11	11
24	600	20	19	27	26	16	16	21	21	12	12	16	16
30	750	25	24	34	33	20	20	27	27	16	15	21	20
36	900	30	29	41	41	24	24	33	32	19	19	25	25
	1000		33	45	45	26	26	36	36	21	21	28	28
42	1050	35	34	48	48	28	28	39	38	22	22	30	29
48	1200	40	39	56	55	32	32	44	44	26	25	35	34
54	1350	45	44	63	62	36	36	50	49	29	28	39	39
60	1500	50	50	70	69	40	40	56	55	32	32	44	43
72	1800	61	60	85	83	49	48	68	67	39	38	53	52


NOTE: Required fastener sets may vary from those listed depending on exact fastener size.



Stock Items (non-shaded) standard lead time is 3 working days.

Made To Order Items (shaded) extended lead time, minimum order may apply.

Special Metals and Special Length Cards are available. Request quote for price and delivery.



FASTENERS FLEXCO® VP™ FASTENERS


RUBBER COVERED TOP PLATES BALANCE STEEL				RUBBER COVERED TOP PLATES MEGALLOY® BOTTOM PLATES			
BOX*				BOX*			
ORDERING NUMBER	ITEM CODE	PLATES PER STRIP	STRIPS PER BOX	ORDERING NUMBER	ITEM CODE	PLATES PER STRIP	STRIPS PER BOX
140VP	20057	6	5	140VPMA	20081	6	5
190VP	20056	6	5	190VPMA	20060	6	5
2VP	20058	4	6				
BUCKET				BUCKET			
140VPB	20061	6	16	140VPBMA	20082	6	16
190VPB	20059	6	16	190VPBMA	20080	6	16
2VPB	20083	4	24	2VPBMA	20084	4	24

*Box quantities provide enough fasteners to splice a 36" (900 mm) belt.

FLEXCO® VP™ FASTENERS

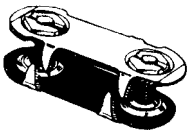
RUBBER COVERED EVERDUR BOTTOM PLATES				RUBBER COVERED TOP PLATES STEEL BOTTOM PLATES			
BOX*				BOX*			
ORDERING NUMBER	ITEM CODE	PLATES PER STRIP	STRIPS PER BOX	ORDERING NUMBER	ITEM CODE	PLATES PER STRIP	STRIPS PER BOX
140VPE	20015	6	5	190VPS	20062	6	5
190VPE	20021	6	5	2VPS	20068	4	6
2VPE	20009	4	6				
BUCKET				BUCKET			
140VPBE	20065	6	16	2VPBS	20051	4	24
190VPBE	20066	6	16				
2VPBE	20003	4	24				

*Box quantities provide enough fasteners to splice a 36" (900 mm) belt.



FASTENER SETS REQUIRED FOR VARIOUS BELT WIDTHS													
BELT WIDTH	FASTENER SIZE 1, 140 & 190				FASTENER SIZE 1-1/2, 2 & 2-1/4				FASTENER SIZE 2-1/2 & 3				
	90°		45°		90°		45°		90°		45°		
in.	mm	in.	mm	in.	mm	in.	mm	in.	mm	in.	mm		
12	300	10	9	12	12	8	7	10	9	6	6	7	7
18	450	15	14	20	19	12	11	15	15	9	9	11	11
24	600	20	19	27	26	16	16	21	21	12	12	16	16
30	750	25	24	34	33	20	20	27	27	16	15	21	20
36	900	30	29	41	41	24	24	33	32	19	19	25	25
	1000		33		45		26		36		21		28
42	1050	35	34	48	48	28	28	39	38	22	22	30	29
48	1200	40	39	56	55	32	32	44	44	26	25	35	34
54	1350	45	44	63	62	36	36	50	49	29	28	39	39
60	1500	50	50	70	69	40	40	56	55	32	32	44	43
72	1800	61	60	85	83	49	48	68	67	39	38	53	52

NOTE: Required fastener sets may vary from those listed depending on exact fastener size.



Flexco® Bolt Solid Plate Fasteners

INSTALLATION TOOLS

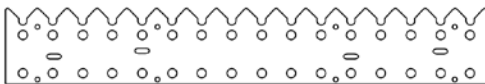
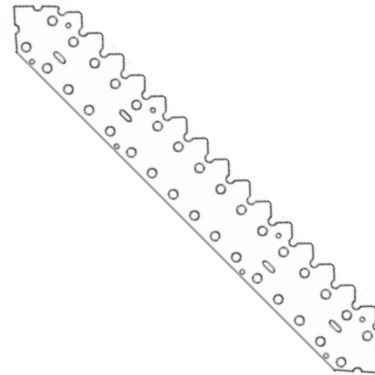
90° TEMPLETS

BELT WIDTH		ORDERING NUMBER	ITEM CODE	ORDERING NUMBER	ITEM CODE	ORDERING NUMBER	ITEM CODE	WT. LBS.
in.	mm	1		140		190		
12"	300	1-12	30516	140-12	30483	190-12	30500	1.3
14"	350	1-14	30517	140-14	30484	190-14	30501	1.5
16"	400	1-16	30518	140-16	30485	190-16	30502	1.7
18"	450	1-18	30519	140-18	30486	190-18	30503	1.9
20"	500	1-20	30520	140-20	30487	190-20	30504	2.1
24"	600	1-24	30521	140-24	30488	190-24	30505	2.6
26"	650	1-26	30522	140-26	30489	190-26	30506	2.6
28"	700	1-28	30523	140-28	30490	190-28	30507	3.0
30"	750	1-30	30524	140-30	30491	190-30	30508	3.3
36"	900	1-36	30525	140-36	30492	190-36	30509	3.9
42"	1050	1-42	30526	140-42	30493	190-42	30510	4.5
48"	1200	1-48	30527	140-48	30494	190-48	30511	4.8
60"	1500	1-60	30529	140-60	30496	190-60	30513	5.9
				1-1/2		2		
12"	300			1-1/2-12	30548	2-12	30564	1.2
18"	450			1-1/2-18	30551	2-18	30567	1.9
20"	500			1-1/2-20	30552	2-20	30568	1.8
24"	600			1-1/2-24	30553	2-24	30569	2.5
30"	750			1-1/2-30	30556	2-30	30572	3.1
36"	900			1-1/2-36	30557	2-36	30573	3.8
42"	1050			1-1/2-42	30558	2-42	30574	4.4
48"	1200			1-1/2-48	30559	2-48	30575	5.2
54"	1350			1-1/2-54	30560	2-54	30576	5.6
60"	1500			1-1/2-60	30561	2-60	30577	6.6
72"	1800			1-1/2-72	30562	2-72	30578	7.2
2-1/4				2-1/2		3		
20"	500	2-1/4-20	30584	2-1/2-20	30600	3-24	30616	2.9
24"	600	2-1/4-24	30585	2-1/2-24	30601	3-30	30619	3.5
30"	750	2-1/4-30	30588	2-1/2-30	30604	3-36	30620	4.4
36"	900	2-1/4-36	30589	2-1/2-36	30605	3-42	30621	5.3
42"	1050	2-1/4-42	30590	2-1/2-42	30606	3-48	30622	6.2
48"	1200	2-1/4-48	30591	2-1/2-48	30607	3-54	30623	7.1
54"	1350	2-1/4-54	30592	2-1/2-54	30608	3-60	30624	7.9
60"	1500	2-1/4-60	30593	2-1/2-60	30609	3-72	30625	8.8
72"	1800	2-1/4-72	30594	2-1/2-72	30610			10.6

45° TEMPLETS*

ORDERING NUMBER	ITEM CODE	ORDERING NUMBER	ITEM CODE	ORDERING NUMBER	ITEM CODE	WT. LBS.
1		140		190		
1-12-45	30673	140-12-45	30642	190-12-45	30658	1.1
		140-14-45	30643			
1-16-45	30675	140-16-45	30644			
1-18-45	30676	140-18-45	30645	190-18-45	30661	2.3
		140-20-45	30646	190-20-45	30662	
1-24-45	30678	140-24-45	30647	190-24-45	30663	3.0
				190-26-45	30664	
1-30-45	30681	140-30-45	30650	190-30-45	30666	3.7
1-36-45	30682	140-36-45	30651	190-36-45	30667	4.5
1-42-45	30683	140-42-45	30652	190-42-45	30668	5.2
1-48-45	30684	140-48-45	30653	190-48-45	30669	6.0
1-60-45	30686	140-60-45	30655	190-60-45	30671	7.5
		1-1/2		2		
		1-1/2-12-45	30704	2-18-45	30723	2.0
		1-1/2-18-45	30707	2-20-45	30724	
		1-1/2-20-45	30708	2-24-45	30725	3.0
		1-1/2-24-45	30709	2-30-45	30728	3.7
		1-1/2-30-45	30712	1-1/2-36-45	30713	5.3
		1-1/2-36-45	30713	2-42-45	30730	5.2
		1-1/2-42-45	30714	2-48-45	30731	6.0
		1-1/2-48-45	30715	2-54-45	30732	
		1-1/2-54-45	30716	2-60-45	30733	7.5
		1-1/2-60-45	30717	2-72-45	30734	
		1-1/2-72-45	30718			

*NOTE: When installing a 45 degree splice the minimum pulley diameter is reduced by 25%.



NAILS FOR TEMPLETS


ORDERING NUMBER	ITEM CODE	WT. LBS.	NAILS/PKG. (Approx.)
8D	30437	1.0	90

Stock Items (non-shaded) carried in factory inventory.

Made To Order Items (shaded) allow one week for production. In most cases, the next standard stock item can be adapted to meet your requirements.



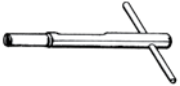



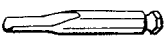
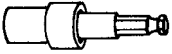
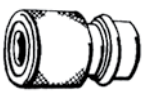
Non-Listed Items are available. Request quote for price and delivery.

Flexco® Bolt Solid Plate Fasteners



INSTALLATION TOOLS

HAND & POWER TOOLS

	DESCRIPTION	FOR FASTENER NUMBER	ORDERING NUMBER	ITEM CODE	BOLT HOLE DIAMETER	WT. LBS.
HAND TOOLS	BOLT HORN 		2BH	30480		.1
	BOLT BREAKER (Two Per Package) 	1,140,190 & RP1	110	30474	1/4"	1.2
		1½, 2, 2¼ & RP2	112*	30475	5/16"	1.4
		1,140,190, RP1, 1½, 2, 2¼ & RP2	110-112*	30595	1/4", 5/16"	1.9
		2½ & 3	113*	30479	3/8"	2.0
	PUNCH 	1,140,190 & RP1	P1P	30460	1/4"	.1
		1½, 2, 2¼ & RP2	P2P	30461	5/16"	.2
		2½ & 3	P3P	30462	3/8"	.3
	BORING BIT 	1,140,190 & RP1	B1B	30468	1/4"	.1
		1½, 2, 2¼ & RP2	B2B	30469	5/16"	.1
2½ & 3		B3B	30470	3/8"	.1	
WRENCH 	1,140,190 & RP1	S1S	30442	1/4"	.2	
	1½, 2, 2¼ & RP2	S2S	30443	5/16"	.2	
	2½ & 3	S3S	30444	3/8"	.2	
POWER TOOLS	POWER PUNCH 	1,140,190 & RP1	HP1	30463	1/4"	.2
		1½, 2, 2¼ & RP2	HP2	30464	5/16"	.2
		2½ & 3	HP3	30465	3/8"	.2
	POWER BORING BIT 	1,140,190 & RP1	HB1	30471	1/4"	.1
		1½, 2, 2¼ & RP2	HB2	30472	5/16"	.1
		2½ & 3	HB3	30473	3/8"	.1
	POWER WRENCH 	GREEN 1,140,190 & RP1	HW1	30447	1/4"	.3
		RED 1½, 2, 2¼ & RP2	HW2	30448	5/16"	.3
		BLUE 2½ & 3	HW3	30449	3/8"	.4
	QUICK CHANGE CHUCK 1/2" DRIVE 		5552	30481		.4
1/2" IMPACT TOOL		30453	30453		8.9	

*Sizes 110-112, 112 and 113 are straight bolt breakers – no bend.

TOOL KITS

DESCRIPTION	ORDERING NUMBER	ITEM CODE	WT. LBS.
SOLID PLATE TOOL KIT H1-2	TOOL KIT H1-2	20085	N/A
SOLID PLATE TOOL KIT H2-3	TOOL KIT H2-3	20086	N/A
SOLID PLATE TOOL KIT H1-2-3	TOOL KIT H1-2-3	20079	N/A
SOLID PLT TOOL KIT H1-2-3 IMPC	TOOL KIT H1-2-3 IMPC	20087	N/A

FLEXCO-LOK®

Belt tape 100' per carton

FASTENER SIZE	ORDERING NUMBER	ITEM CODE	WT. LBS.	TAPE WIDTH
140, 1	FL7C	30888	.8	7/16"
190	FL11C	30889	1.0	11/16"
1-1/2, 2, 2-1/4				



CRACKING CHISEL

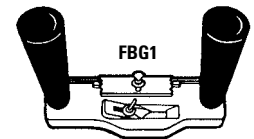
NUT SIZE	ORDERING NUMBER	ITEM CODE	WT. LBS.
1, 140 or 190	C1C	30438	1.2
1-1/2, 2, 2-1/4	C2C	30439	1.2
2-1/2-3	C3C	30499	1.6



FLEXCO® BELT GROOVER

(7/16" wide groove path)

ORDERING NUMBER	ITEM CODE	WT. LBS.
FBG1	31978	1.8
EXTRA BLADES		
HSP3	31980	0.1



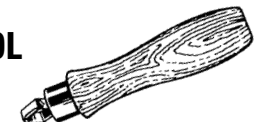
FLEXCO® SILICONE LUBRICANT

ORDERING NUMBER	ITEM CODE	PKG. QTY.	WT. LBS.
SL5-1 (aerosol)	30932	1	1.4
SLP5-1 (pump)	30931	1	1.4



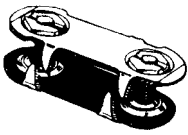
FLEXCO® BELT IDENTIFICATION TOOL

ORDERING NUMBER	ITEM CODE	WT. LBS.
BT-1	31075	.06



ROUTER COUNTERSINKING TOOLS

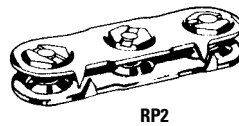
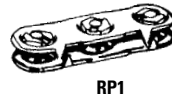
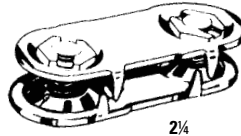
DESCRIPTION	ORDERING NUMBER	ITEM CODE	WT. LBS.
Template Guide	RTG-2	30890	.08
Router Templet	FRT-1	30875	0.7
Router Bit	RT-5/8	30877	0.2



Flexco® Bolt Solid Plate Fasteners

RIP REPAIR FASTENERS

ORDERING NUMBER	ITEM CODE	BOX QTY.	WT. LBS.
STEEL			
RP1E	20010	25	4.7
RP1C	20022	100	19.1
RP2E	20011	25	10.2
RP2C	20023	100	38.7
2-1/4E	20006	25	10.6
2-1/4C	20018	100	43.0
STAINLESS			
RP1ES	20041	25	4.9
RP2ES	20042	25	10.1
2-1/4ES	20040	25	10.7
EVERDUR			
2-1/4EE	20096	25	11.6



TURTLE® FASTENER—STEEL

ORDERING NUMBER	ITEM CODE	BOX QTY.	WT. LBS.
16	20206	50	4.3

RIP REPAIR SELECTION INFORMATION

Belt Thickness		Fastener Size
in.	mm.	
3/8-9/16	10-14	No. 16
1/4-1/2	6-13	RP1
3/8-13/16	10-21	RP2
9/16-1-3/16	14-30	2-1/4

Note: Use extra long bolts for thicker belts.

RIP REPAIR KITS


DESCRIPTION	QUANTITY	ORDERING NUMBER	ITEM CODE	WT. LBS.
1/4" to 1/2" (6 mm to 13 mm) Belt Thickness Range After Skive				
RIP REPAIR KIT COMPLETE		RP1C-RRK	30053	21.4
Includes items as listed below:				
RP1C Fasteners, 100 pcs.	1	RP1C	20022	19.1
2BH Bolt-Horn Assy Tool	1	2BH	30480	.1
110 Bolt Breakers (pair)	1	110	30474	1.2
HP1 Power Punch	1	HP1	30463	.2
HB1 Power Boring Bit	1	HB1	30471	.1
HW1 Power Wrench	2	HW1	30447	.3
5552 Quick Change Chuck	1	5552	30481	.4
3/8" to 13/16" (10 mm to 21 mm) Belt Thickness Range After Skive				
RIP REPAIR KIT COMPLETE		RP2C-RRK	30054	41.0
Includes items as listed below:				
RP2C Fasteners, 100 pcs.	1	RP2C	20023	38.7
2BH Bolt-Horn Assy Tool	1	2BH	30480	.1
112 Bolt Breakers (pair)	1	112	30475	1.2
HP2 Power Punch	1	HP2	30464	.2
HB2 Power Boring Bit	1	HB2	30472	.1
HW2 Power Wrench	2	HW2	30448	.3
5552 Quick Change Chuck	1	5552	30481	.4
15/16" to 1 1/4" (24 mm to 32 mm) Belt Thickness Range After Skive				
RIP REPAIR KIT COMPLETE		3L-RRK	30070	38.1
Includes items as listed below:				
3L Fasteners, 50 pcs.	1	3L	20053	34.9
2BH Bolt-Horn Assy Tool	1	2BH	30480	.1
113 Bolt Breakers (pair)	1	113	30479	2.0
HP3 Power Punch	1	HP3	30465	.2
HB3 Power Boring Bit	1	HB3	30473	.1
HW3 Power Wrench	2	HW3	30449	.4
5552 Quick Change Chuck	1	5552	30481	.4

Stock Items (non-shaded) standard lead time is 3 working days.

Made To Order Items (shaded) extended lead time, minimum order may apply.

Special Metals and **Special Length** Cards are available. Request quote for price and delivery.

Flexco® Bolt Solid Plate Fasteners

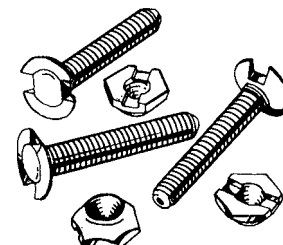


Exclusive Piloted Bolt Design Simplifies Installation:

The new piloted bolt is currently being phased in to replace standard bolt designs.
To order the new piloted bolts as they become available, use standard bolt ordering numbers.

EXTRA BOLTS PER 100

FOR FASTENER NUMBER	ORDERING NUMBER / ITEM CODE	WT. LBS.	ORDERING NUMBER / ITEM CODE	WT. LBS.	ORDERING NUMBER / ITEM CODE	WT. LBS.
	STEEL		STAINLESS - 300 SERIES		EVERDUR	
1 140 & 190 RP1	20398	2.1	20400	2.3	20397	2.4
	20399	2.4				
	20398	2.1				
1-1/2, 2 & RP2 2-1/4 2-1/4 XL	20406	4.1	20407	4.0	20409	4.6
	20410	4.8	20411	4.9	20412	5.4
	20419	6.9				
2-1/2 & 3 2-1/2 & 3 XL	20414	7.2				
	20413	8.5				



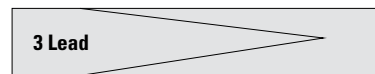
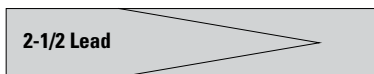
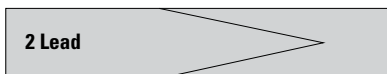
EXTRA NUTS PER 100

FOR FASTENER NUMBER	ORDERING NUMBER / ITEM CODE	WT. LBS.	ORDERING NUMBER / ITEM CODE	WT. LBS.	ORDERING NUMBER / ITEM CODE	WT. LBS.
	STEEL		STAINLESS - 300 SERIES		EVERDUR	
1, 140, 190 & RP1	20377	0.8	20381	0.7	20387	0.8
					20378	1.1
1-1/2, 2, 2-1/4, & RP2	20378	1.1	20382	1.1		
2-1/2 & 3	20379	2.2				

WEDLOK® FASTENER SELECTION CHART

Fastener Size 2 with Lead Size	Fastener Rating		Belt Thickness Range		Recommended Min. Pulley Diameter			
	For Belt Tension Rating Up To:	For Belt Strength Up To:	Measured After Skive		Operating Tension 75-100% of Fastener Rating		Operating Tension Under 75% of Fastener Rating	
	PIW	kN/m	in.	mm	in.	mm	in.	mm
2 Lead	400	700	9/16-13/16	14-21	20	500	20	500
2-1/2 Lead	500	880						
3 Lead	700	1230						

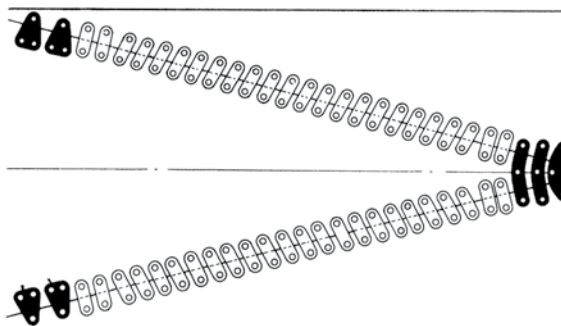
Note: When fastener size 2 is used with 2-1/4 bolts the maximum belt thickness is 1-3/16" (30mm)




WEDLOK® SPLICE KIT

DESCRIPTION	ORDERING NUMBER	ITEM CODE	WT. LBS.
Splice Kit*	2W	20200	4.0
Everdur Splice Kit	2WE	20197	4.0
Stainless Splice Kit	2WS	20201	4.0
Leading End Kit	2WL	20202	3.0
Trailing End Kit	2WT	20203	2.9
Templet Set	T2W	20204	6.3
72" Side Templet	T2WS72	20205	7.6

*300 Series Stainless Top Plates, Balance Steel.





How Flexco® Rivet Solid Plate Fasteners Work

The Flexco® BR™ fastener offers longer service life in demanding, higher-tension applications and is an excellent replacement for vulcanized splicing in a wide range of industries.

Designed for high strength synthetic carcass belting, the fastener is installed with a staggered pattern of rivets to ensure maximum grip on the belt fibers. Working between these fibers without severing them, the strength of the belt is left intact. The specially-shaped head of each pilot nail

works with the installation tool's anvil plate to "self-set" the rivets.

The same hammer blows that drive and set the rivets also tightly compress the fastener plates for the strongest possible splice. The broad width and heavy gauge of the plates give extended wear life. These plates compress uniformly and are specially coined so there are no high spots or edges to hang up.

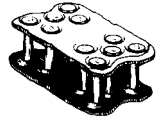
Applications	Installation Method	What You Need for Installation
<ul style="list-style-type: none"> • Sand • Gravel • Crushed Stone • Grain • Coal • Cement • Salt 	<p>Designed for fast, simple installation. All that is needed is a hammer and the portable MBRT tool. Belt ends and fastener strip are held in proper alignment. Upon proper alignment, the rivets can be hammer-driven and set from the top side of belt.</p>	<ul style="list-style-type: none"> • Fasteners • Rivets • Flexco Installation Tool • Hammer
How to Specify the Correct Flexco® Rivet Solid Plate Fastener	Fastener Metal Selection	Hinge Pin Selection
<ol style="list-style-type: none"> 1. Determine Belt Tension (PIW). 2. Measure your Belt Thickness after skive. 3. Measure the Diameter of the Smallest Pulley in your Drive with Belt Wrap more than 90°. 4. When using self-cleaning wing pulleys, subtract 20% of the overall diameter to calculate the minimum pulley diameter. 5. Choose the fastener size that is appropriate for your specifications in the selection chart below. 	<p>Steel. For most applications, plated steel is recommended.</p> <p>MegAlloy®. For superior resistance to wear and abrasion.</p> <p>Stainless Steel. Stainless Steel provides extra resistance to abrasion, magnetic attraction and corrosion from acids and chemicals.</p> <p>Everdur®. Spark-free material compared to steel and fully non-magnetic.</p>	<p>No Hinge Pin Required.</p>

Flexco® Rivet Solid Plate Fastener Selection Chart

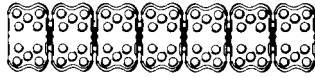
Fastener Size	Fastener Rating		Belt Thickness Range		Recommended Min. Pulley Diameter			
	For Belt Tension Rating Up To:	For Belt Strength Up To:	Measured After Skive		Operating Tension 75-100% of Fastener Rating		Operating Tension Under 75% of Fastener Rating	
	PIW	kN/m	in.	mm	in.	mm	in.	mm
BR6	400*	700*	3/16-21/32	5-16.5	14	350	12	300
BR10	650	1140	7/32-11/16	5.5-17.5	18	450	16	400
BR14	800	1400	13/32-15/16	10-24	36	920	34	860

*Contact Flexco Engineering for applications greater than 400 PIW (700 kN/m).

Flexco® BR™ Rivet Solid Plate Fasteners



FASTENERS



Order each component separately for a complete splice: Fasteners + Rivets

NOTE:

In most cases, fastener strip length is not equal to belt width. Order by belt width.

FLEXCO® BR6 FASTENERS

BELT WIDTH		ORDERING NUMBER	ITEM CODE	WT. LBS.
STEEL				
24	600	BR6-SE-24	40658	4.6
30	750	BR6-SE-30	40682	5.7
36	900	BR6-SE-36	40683	7.0
42	1050	BR6-SE-42	40684	8.0
STAINLESS				
24	600	BR6S-SE-24	40769	4.6
30	750	BR6S-SE-30	40787	5.7
36	900	BR6S-SE-36	40790	6.9
42	1050	BR6S-SE-42	40791	7.8
EVERDUR				
24	600	BR6E-SE-24	42152	5.3
30	750	BR6E-SE-30	42153	6.4
36	900	BR6E-SE-36	42154	7.7
42	1050	BR6E-SE-42	42155	8.7

Each box of BR6 fasteners contains 9-Plate fastener strips. Two splices per box.

FLEXCO® BR6 MEGALLOY®

ORDERING NUMBER	ITEM CODE	WT. LBS.
BR6MA-SE	41776	5.5

Each box of BR6 MegAlloy contains 45 fastener sets. Ten 9-Plate fastener strips for 60"/1500 mm of splicing.

FLEXCO® BR10 & BR14 FASTENERS

FASTENER METAL	ORDERING NUMBER	ITEM CODE	WT. LBS.
STEEL	BR-10-SE	40750	8.0
MEGALLOY®	BR-10MA-SE	40752	7.9
STAINLESS	BR-10S-SE	40751	8.1
EVERDUR	BR-10E-SE	40753	7.9
STEEL	BR-14	40755	12.9
MEGALLOY®	BR-14MA	40756	13.1

Each box contains 35 fastener sets. Ten 7-Plate fastener strips.

ADDITIONAL FASTENER PARTS

DESCRIPTION	PKG. QTY.	ORDERING NUMBER	ITEM CODE	WT. LBS.
Hold Down Clips for BR10	23	BR101	40786	.5
Hold Down Clips for BR14	23	BR141	40788	.4
Black Plastic Retainers	49	BR103	40789	.1

Stock Items (non-shaded) standard lead time is 3 working days.

Made To Order Items (shaded) extended lead time, minimum order may apply.

Special Metals and **Special Length** Cards are available. Request quote for price and delivery.

Fasteners and Rivets Required for one BR6 Joint

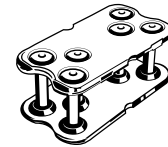
BELT WIDTH		FASTENER SETS REQUIRED	RIVETS REQUIRED
in.	mm		
24	600	18	108
30	750	22	132
36	900	27	162
42	1050	31	186
48	1200	36	216
60	1500	44	264
72	1800	54	324
84	2130	62	372
96	2430	72	432

Flexco® Rivet Solid Plate Fasteners And Rivets Required For one BR10 or BR14 Joint and Various Belt Widths

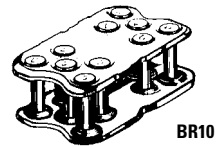
BELT WIDTH		SETS OF BR-10 OR BR-14 FASTENERS REQUIRED	RIVETS NEEDED FOR COMPLETE SPLICE	
in.	mm		BR-10	BR-14
18	450	10	100	140
24	600	14	140	196
26	650	15	150	210
28	700	16	160	224
30	750	17	170	238
36	900	21	210	294
42	1000	23	230	322
	1050	24	240	336
	1200	27	270	378
48		28	280	392
54	1350	31	310	434
60		35	350	490
72	1800	41	410	574
	2100	48	480	672

RIVET SELECTION CHART

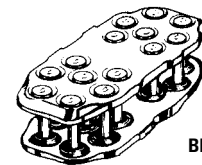
FASTENER SIZE	BELT THICKNESS RANGE		RIVET SIZE
	in.	mm	
BR6	3/16 - 9/32	5-7	AA
	1/4 - 11/32	6.5-9	A
	5/16 - 13/32	8-10.5	B
	3/8 - 15/32	9.5-12	C
	7/16 - 17/32	11-13.5	C/D
	1/2 - 19/32	13-15	D
BR10	9/16 - 21/32	14-16.5	E
	7/32-5/16	5.5-8	A
	9/32-3/8	7-9.5	B
	11/32-7/16	9-11	C
	13/32-1/2	10-13	C/D
	15/32-9/16	12-14	D
BR14	17/32-5/8	13.5-16	E
	19/32-11/16	15-17.5	F
	13/32-1/2	10-13	D
	15/32-9/16	12-14	E
	17/32-5/8	13.5-16	F
	19/32-11/16	15-17.5	G
21/32-3/4	16.5-19	H	
23/32-13/16	18-20.5	I	
25/32-7/8	20-22	J	
27/32-15/16	21.5-24	K	



BR6



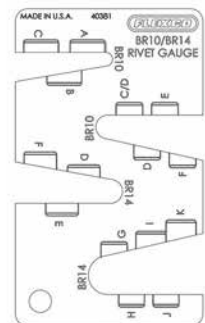
BR10

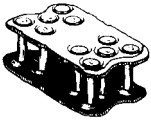


BR14

RIVET SELECTION GAUGE

ORDERING NUMBER	ITEM CODE	WT. LBS.
BR6	41829	0.1
BR10-BR14	40381	0.1





Flexco® BR™ Rivet Solid Plate Fasteners

RIVETS



Self-setting, pre-assembled with pilot nails

STEEL

ORDERING NUMBER	ITEM CODE	BOX QTY.	WT. LBS.
BOX (100 Rivets)			
SRAA-100	40509	100	.8
SRA-100	40539	100	.9
SRB-100	40540	100	1.0
SRC-100	40541	100	1.1
BOX (250 Rivets)			
SRAA	40508	250	2.2
SRA	40527	250	2.3
SRB	40528	250	2.5
SRC	40529	250	2.6
SRC/D	40538	250	2.8
SRD	40530	250	2.9
SRE	40531	250	3.1
SRF	40532	250	3.1
SRG	40533	250	3.2
SRH	40534	250	3.4
SRI	40535	250	3.5
SRJ	40536	250	3.6
SRK	40537	250	3.7
BUCKET (2000 Rivets)			
SRAA-2M	40424	2000	16.1
SRA-2M	41190	2000	16.6
SRB-2M	41191	2000	18.1
SRC-2M	41192	2000	20.2
SRC/D-2M	41193	2000	21.2
SRD-2M	41194	2000	21.9
SRE-2M	41195	2000	23.1
SRF-2M	41196	2000	24.4
SRG-2M	41197	2000	24.9
SRH-2M	41198	2000	25.1
SRI-2M	41199	2000	25.9

STAINLESS (TYPE 430)

ORDERING NUMBER	ITEM CODE	BOX QTY.	WT. LBS.
BOX (250 Rivets)			
SRAA-S	40468	250	2.1
SRA-S	40542	250	2.3
SRB-S	40543	250	2.5
SRC-S	40544	250	2.6
SRC/D-S	40548	250	2.8
SRD-S	40545	250	2.9
SRE-S	40546	250	3.1
SRF-S	40547	250	3.1
SRG-S	40523	250	3.2
SRH-S	40522	250	3.4
SRI-S	40506	250	16.7
SRJ-S	40507	250	18.4
SRK-S	40520	250	19.9
SRL-S	40519	250	4.2
BUCKET (2000 Rivets)			
SRAA-S-2M	40762	2000	16.6
SRA-S-2M	41200	2000	17.1
SRB-S-2M	41201	2000	18.9
SRC-S-2M	41202	2000	20.6
SRC/D-S-2M	41203	2000	21.3
SRD-S-2M	41204	2000	21.9
SRE-S-2M	41205	2000	22.9
SRF-S-2M	41206	2000	23.5
SRG-S-2M	41207	2000	24.7
SRH-S-2M	41208	2000	25.1
SRI-S-2M	41181	2000	26.3
SRJ-S-2M	41183	2000	27.5
SRK-S-2M	41185	2000	28.7
SRL-S-2M	41781	2000	29.9

RAPID LOADER™ RIVET STRIPS

Self-setting, pre-assembled with pilot nails

FOR FLEXCO® BR6

32 Strips / 768 Rivets per Bucket

DESCRIPTION		ORDERING NUMBER	ITEM CODE	WT. LBS.
Size	Color Code			
STEEL				
AA	Gray	CBR6AA	40094	10.0
A	Red	CBR6A	41785	10.5
B	White	CBR6B	41786	11.0
C	Blue	CBR6C	41788	11.0
C/D	Orange	CBR6C/D	41792	11.5
D	Green	CBR6D	41793	12.0
E	Purple	CBR6E	41794	12.0
F	Yellow			
STAINLESS (TYPE 430)				
AA	Gray	CBR6AA-S	40096	10.0
A	Red	CBR6A-S	41795	10.0
B	White	CBR6B-S	41796	10.5
C	Blue	CBR6C-S	41797	11.0
C/D	Orange	CBR6C/D-S	41798	11.5
D	Green	CBR6D-S	41799	12.0
E	Purple	CBR6E-S	41800	12.0
F	Yellow			
EVERDUR				
AA	Gray	CBR6AA-E	40563	10.0
A	Red	CBR6A-E	40564	10.5
B	White	CBR6B-E	40565	11.0
C	Blue	CBR6C-E	40031	11.5

FOR FLEXCO® BR10

60 Strips / 1200 Rivets per Bucket

ORDERING NUMBER	ITEM CODE	WT. LBS.
CSRLA	40857	13.00
CSRLB	40858	13.92
CSRLC	40859	14.84
CSRLC/D	40860	15.56
CSRLD	40861	16.06
CSRLE	40862	16.62
CSRLF	40863	17.34
CSRLA-S	40978	12.90
CSRLB-S	40979	13.80
CSRLC-S	40980	14.92
CSRLC/D-S	40981	15.31
CSRLD-S	40982	15.92
CSRLE-S	40983	16.48
CSRLF-S	40984	16.94

RAPID LOADER™ RIVET STRIPS

WITH WASHERS

For use with the Flexco® Pneumatic Single Rivet Driver

FOR FLEXCO® BR6

32 Strips/768 Rivets per Bucket

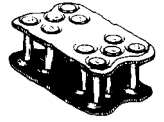
DESCRIPTION		ORDERING NUMBER	ITEM CODE	WT. LBS.
Size	Color Code			
STEEL				
AA	Gray	CBR6AA-W	40095	10.0
A	Red	CBR6A-W	42065	10.5
B	White	CBR6B-W	42066	11.0
C	Blue	CBR6C-W	42067	11.0
C/D	Orange	CBR6C/D-W	42068	11.5
D	Green	CBR6D-W	42069	12.0
E	Purple	CBR6E-W	42070	12.0
F	Yellow			
G	Black			
STAINLESS (TYPE 430)				
AA	Gray	CBR6AA-S-W	40097	10.0
A	Red	CBR6A-S-W	42071	10.0
B	White	CBR6B-S-W	42072	10.5
C	Blue	CBR6C-S-W	42073	11.0
C/D	Orange	CBR6C/D-S-W	42074	11.5
D	Green	CBR6D-S-W	42075	12.0
E	Purple	CBR6E-S-W	42076	12.0
F	Yellow			
G	Black			
EVERDUR				
AA	Gray	CBR6AA-E-W	40566	10.0
A	Red	CBR6A-E-W	40567	10.5
B	White	CBR6B-E-W	40568	11.0
C	Blue	CBR6C-E-W	40080	11.5

FOR FLEXCO® BR10

60 Strips/1200 Rivets per Bucket

ORDERING NUMBER	ITEM CODE	WT. LBS.
CSRLA-W	40891	13.00
CSRLB-W	40892	13.92
CSRLC-W	40893	14.84
CSRLC/D-W	40895	15.56
CSRLD-W	40897	16.06
CSRLE-W	40898	16.62
CSRLF-W	40899	17.34
CSRLG-W	40901	17.90
CSRLA-S-W	40955	12.90
CSRLB-S-W	40956	13.80
CSRLC-S-W	40957	14.92
CSRLC/D-S-W	40958	15.31
CSRLD-S-W	40959	15.92
CSRLE-S-W	40961	16.48
CSRLF-S-W	40969	16.94
CSRLG-S-W	40971	17.52

Flexco® BR™ Rivet Solid Plate Fasteners



For Power Installation of Flexco® BR™ Fasteners, see page 110.

INSTALLATION TOOLS

Multiple Rivet Applicator Tool



STEEL MBRTA APPLICATOR TOOL Complete (For BR10 and BR14)

Includes two SR759 Multiple Drive Rods, BR500D Multiple Guide Blocks, one SR-50 Driver Tool, one BR151 Bridge Removal Tool, one Nut Driver, two 4 lb. Hammers, Lubricant and Metal Tool Box.

TOOL WIDTH		ORDERING NUMBER	ITEM CODE	WT. LBS.	MULTIPLE GUIDE BLOCKS INCLUDED
in.	mm				
30	750	MBRTA-30	40927	111.3	4
36	900	MBRTA-36	40928	115.5	5
42	1050	MBRTA-42	40920	125.0	6
48	1200	MBRTA-48	40921	166.6	7
60	1500	MBRTA-60	40922	178.6	9
72	1800	MBRTA-72	40923	192.3	10
84	2130	MBRTA-84	40924	227.8	12
96	2430	MBRTA-96	40925	263.2	14

ALUMINUM MBRT6 APPLICATOR Complete (For BR6 only)

Includes one BR359 three prong multiple drive rod, two BR300 multiple guide blocks, one BR151 bridge removal tool, one 4 lb. hammer, and lubricant.

BELT WIDTH		ORDERING NUMBER	ITEM CODE	WT. LBS.	MULTIPLE GUIDE BLOCKS REQUIRED TO SPAN TOOL WIDTH
in.	mm				
30	750	MBRT6-30-AL	41089	75.0	5
36	900	MBRT6-36-AL	41097	85.0	7
42	1050	MBRT6-42-AL	41098	92.0	8
48	1200	MBRT6-48-AL	41099	106.0	9
60	1500	MBRT6-60-AL	41107	120.0	11
72	1800	MBRT6-72-AL	41123	136.0	13
84	2130	MBRT6-84-AL	41124	156.0	15
96	2430	MBRT6-96-AL	41126	173.0	18

ALUMINUM MBRT10 APPLICATOR Complete (For BR10 only)

Includes one SR759 five prong multiple drive rod, two BR500D multiple guide blocks, one BR151 bridge removal tool, one 4 lb. hammer, and lubricant.

BELT WIDTH		ORDERING NUMBER	ITEM CODE	WT. LBS.
in.	mm			
30	750	MBRT10-30-AL	41138	79.0
36	900	MBRT10-36-AL	41139	89.0
42	1050	MBRT10-42-AL	41148	97.0
48	1200	MBRT10-48-AL	41149	105.0
60	1500	MBRT10-60-AL	41152	124.0
72	1800	MBRT10-72-AL	41153	141.0
84	2130	MBRT10-84-AL	41168	161.0
96	2430	MBRT10-96-AL	41179	177.0

Aluminum Content

ALUMINUM ALLOY TYPE	PERCENT	
	Mg- Magnesium	Ti -Titanium
5356	5.5	0.2
6005	0.6	0.1
6061	1.0	0.0
7075	2.5	0.0

MBRT TOOL COMPONENTS

DESCRIPTION	ORDERING NUMBER	ITEM CODE	WT. LBS.
Multiple Guide Block-Blue, BR6	BR300	40882	3.8
Multiple Drive Rod-3 Prong	BR359	41187	1.0
Multiple Guide Block-Yellow, BR10, BR14	BR500D	41016	3.0
Multiple Drive Rod-5 Prong	SR759	41055	.9
BR6 Steel Guide Block*	35RD-BR6GB-4	43063	11.0
BR10 Steel Guide Block*	35RD-BR10GB-4	43064	14.2
Nut Driver	41008	41008	.5
Driver Tool Complete	SR-50	40510	.8
Bridge Removal Tool	BR151	40760	.5
Silicone Lubricant (Aerosol)	SL5-1	30932	1.4
Silicone Lubricant (Pump Spray)	SLP5-1	30931	1.4
Four lb. Hammer	4FH	30435	5.3

* For use with the Flexco® Pneumatic Single Rivet Driver.

SPLICE REPAIR COMPONENTS

DESCRIPTION	ORDERING NUMBER	ITEM CODE	WT. LBS.
Repair Tool Kit Complete for BR-6 only	BRR-6	41937	3.5
Repair Tool Kit Complete for BR-10 and BR-14 only	BRR-1014	40794	3.8
Center Block w/Screws	BRR-11	40796	.6
Center Punch	BRR-DP	40793	.1

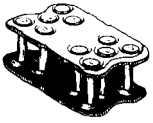
METAL TOOL BOX FOR SR™ and BR™ APPLICATOR TOOLS

DESCRIPTION	ORDERING NUMBER/ITEM CODE	WT. LBS.
36" Tool Box	40988	41.2
42" or 48" Tool Box	40990	48.2
60" Tool Box	40991	73.0

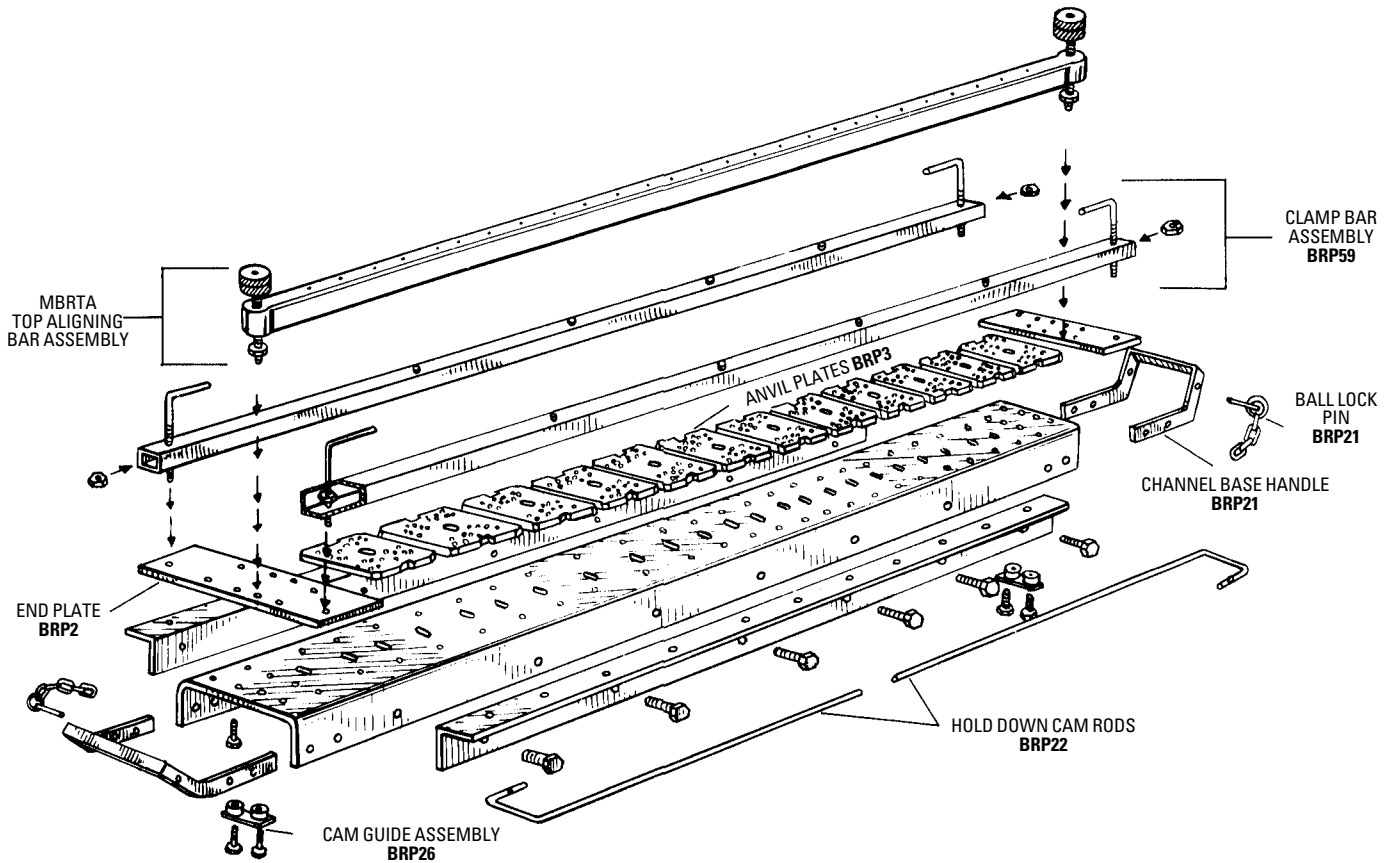
Stock Items (non-shaded) standard lead time is 3 working days.

Made To Order Items (shaded) extended lead time, minimum order may apply.

Special Metals and Special Length Cards are available. Request quote for price and delivery.

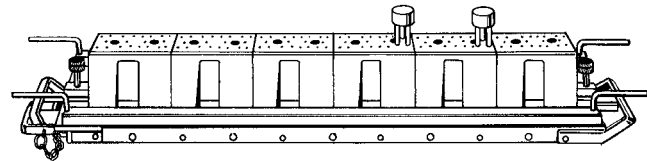
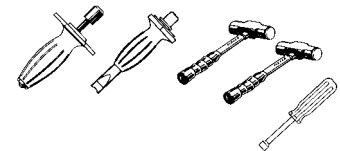


Flexco® BR™ Rivet Solid Plate Fasteners



MBRTA APPLICATOR TOOL REPLACEMENT PARTS

DESCRIPTION	TOOL WIDTH		ORDERING NUMBER	ITEM CODE	WT. LBS.
	in.	mm			
Clamp Bar Assembly	30"	750	BRP59-30	40800	5.1
	36"	900	BRP59-36	40801	5.7
	42"	1050	BRP59-42	40802	6.3
	48"	1200	BRP59-48	40803	7.0
	60"	1500	BRP59-60	40804	7.9
MBRTA Top Aligning Bar Assembly (Includes two end plates and fasteners)	30"	750	BR-530	41020	4.7
	36"	900	BR-536	41021	5.0
	42"	1050	BR-542	41022	5.3
	48"	1200	BR-548	41023	6.0
	60"	1500	BR-560	41024	7.4
Channel Base Assembly (Includes Channel Base, Anvil plates, End plates, and Gauge Rod Guides)	42"	1050	BRP100-42	40915	51.0
	48"	1200	BRP100-48	40916	58.0
	60"	1500	BRP100-60	40918	72.5
	72"	1800	BRP100-72	40919	87.0
Anvil Plate Assembly (includes screws)			BRP3	40907	.9
Anvil Plate Screws			BRPS	40908	.5
Channel Base Handle			BRP21	40930	.6
Ball Lock Pin w/Chain			BRP31	40960	.1
Hold Down Cam Rods (Includes Two)	30"	750	BRP22-30	40962	.6
	36"	900	BRP22-36	40963	.6
	42"	1050	BRP22-42	40964	.6
	48"	1200	BRP22-48	40965	.6
	60"	1500	BRP22-60	40966	.9
Cam Guide Assembly			BRP26	40970	.1
End Plate Assembly			BRP2	40975	1.9



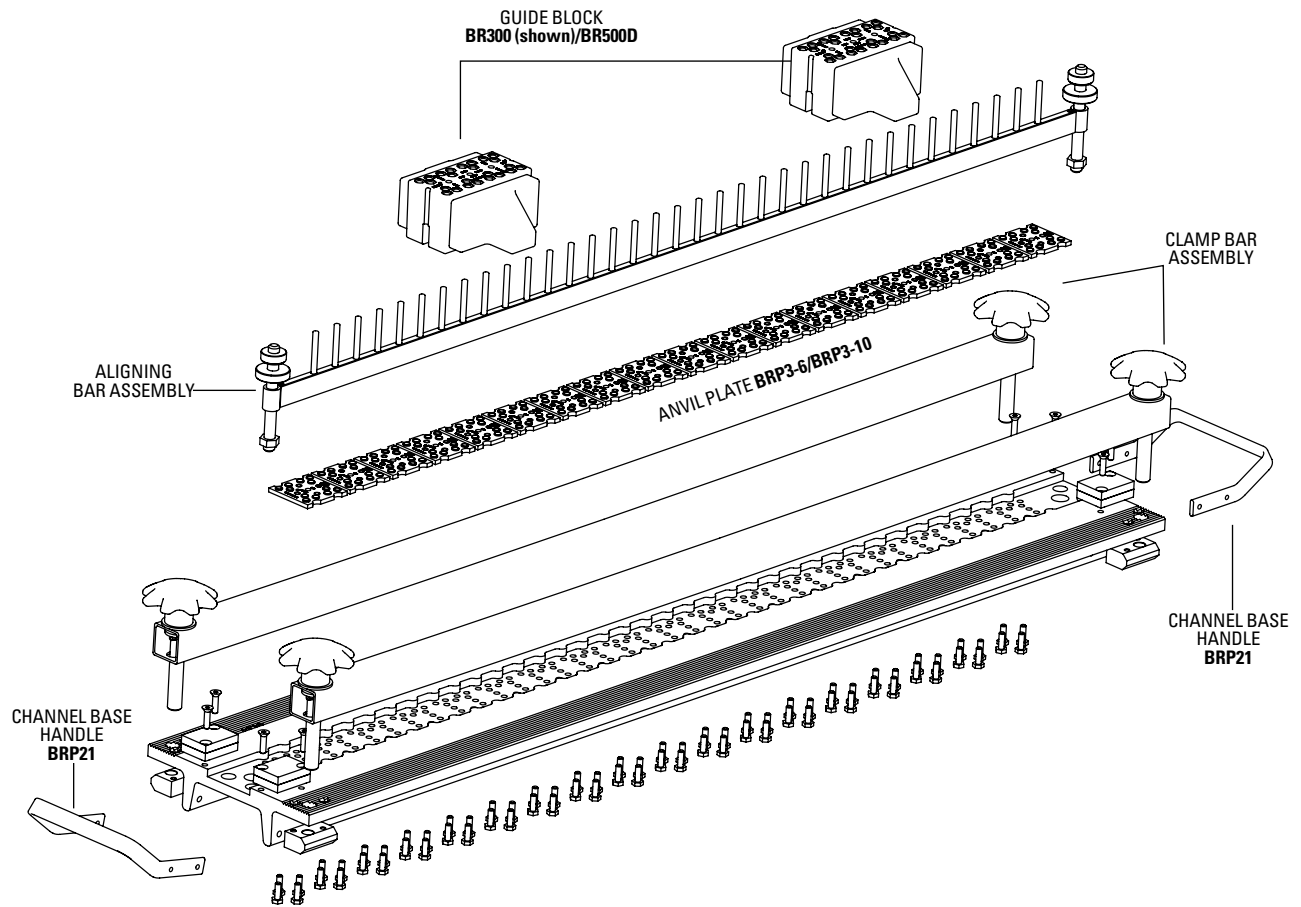
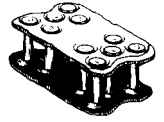
MBRTA TOOL WITH MULTIPLE RIVET DRIVER

Stock Items (non-shaded) standard lead time is 3 working days.

Made To Order Items (shaded) extended lead time, minimum order may apply.


Special Metals and Special Length Cards are available. Request quote for price and delivery.

Flexco® BR™ Rivet Solid Plate Fasteners



ALUMINUM MBRT6/MBRT10 APPLICATOR TOOL – REPLACEMENT PARTS

DESCRIPTION	TOOL WIDTH		BR6/BR10					
	in.	mm	ORDERING NUMBER	ITEM CODE	WT. LBS.			
BR6 & BR10 Clamp Bar Assembly	30"	750	BRP6-10AL30CB	41915	7.7			
	36"	900	BRP6-10AL36CB	41916	8.3			
	42"	1050	BRP6-10AL42CB	41917	9.0			
	48"	1200	BRP6-10AL48CB	41918	9.7			
	60"	1500	BRP6-10AL60CB	41919	10.4			
	72"	1800	BRP6-10AL72CB	41920	11.0			
	84"	2130	BRP6-10AL84CB	41921	11.6			
	96"	2430	BRP6-10AL96CB	41922	12.0			
Aligning Bar Assembly			BR6					
	30"	750	BRP6AL-30AB	41906	4.7			
	36"	900	BRP6AL-36AB	41907	5.0			
	42"	1050	BRP6AL-42AB	41908	5.3			
	48"	1200	BRP6AL-48AB	41909	5.6			
	60"	1500	BRP6AL-60AB	41910	6.2			
	72"	1800	BRP6AL-72AB	41911	6.6			
	84"	2130	BRP6AL-84AB	41912	7.0			
	96"	2430	BRP6AL-96AB	41913	7.4			
			BR10					
			BRP10AL-30AB	41924	4.7			
			BRP10AL-36AB	41925	5.0			
			BRP10AL-42AB	41926	5.3			
			BRP10AL-48AB	41927	5.6			
		BRP10AL-60AB	41928	6.2				
		BRP10AL-72AB	41929	6.6				
		BRP10AL-84AB	41930	7.0				
		BRP10AL-96AB	41931	7.4				



How Flexco® FXC™ Steel Cord Belt Fasteners Work

The FXC™ is a mechanical fastener system for steel cord belts that can be used for temporary splices or pulling a steel cord belt onto the conveyor system.

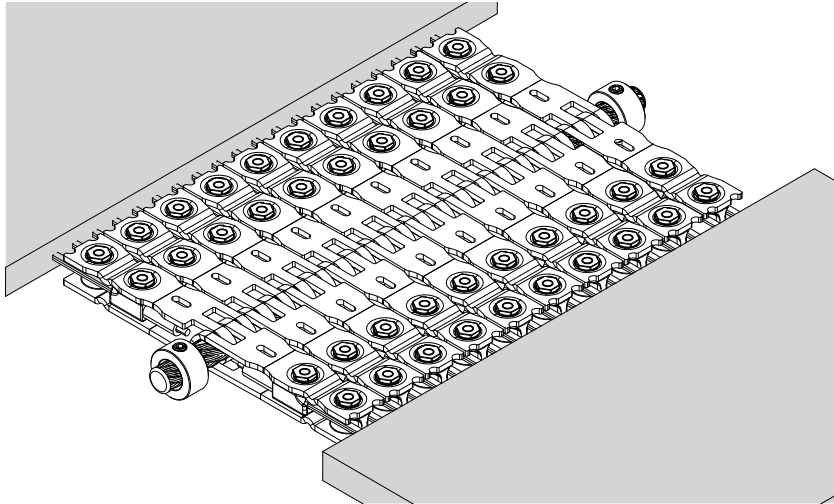
This first-of-its-kind mechanical steel cord belt fastener is a custom kit for belts up to ST2500. This product was engineered to allow any site to get a steel cord belt back into operation in as little as half of a workday.

The FXC™ allows customers to get the belt operational while scheduling a vulcanizing crew. Having the FXC™ Steel Cord Belt Fastening System solution at your facility makes repairs quick and convenient to avoid extended downtime.

Applications	Installation Method	Required Details
<ul style="list-style-type: none"> • Copper • Iron Ore • Coal • Cement • Hard Rock • Aggregate • Tunneling/Construction 	<ol style="list-style-type: none"> 1. Remove the top and bottom covers and strip the rubber from the belt cords. 2. Crimp the ferrules onto the cords of the belt. 3. Place the W-blocks and fastener plates onto the steel cords. 4. Secure W-blocks and fastener plates with bolts and nuts. 5. Break or grind off bolt ends and peen flat. 6. Join belt ends together and insert the hinge pin. 7. For temporary splice only, cover splice with filler rubber. <p>For detailed instructions, please see the Installation and Operating Manual.</p>	<ol style="list-style-type: none"> 1. Belt Rating: (ST500 to ST2500) 2. Cord Diameter (2.5mm to 7.0mm) 3. Cord Pitch (11mm to 23mm) 4. Total Number of Cords 5. Belt Width (No Width Restrictions) <p>Email info@flexco.com for more information.</p>
Ordering Process		What You Need for Installation
<p>Because there are many different steel cord belt constructions, a data sheet is used to collect information so a custom splice kit can be made for a specific belt. See the Required Details box to learn what information contributes to your splice kit build.</p>		<p>The FXC™ Tool Kit includes a 12-ton power crimper, a necessary tool for installation of this splice. There are also some common tools that need to be supplied by the customer.</p>

Flexco® FXC™ Steel Cord Belt Fasteners

For additional information, see page 124. For quoting and ordering a temporary splice or belt pull kit, fill out the FXC data sheet and submit to info@flexco.com.



FULL INSTALLATION TOOL KIT

DESCRIPTION	ORDERING NUMBER	ITEM CODE
FXC™ Installation Kit	FXC-ITK	111282

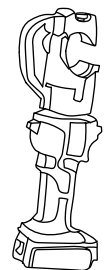
Tool Kit Components and Quantities are listed below.





POWERED CRIMPER AND CRIMPER DIES

DESCRIPTION	ORDERING NUMBER	ITEM CODE	INCLUDED WITH FULL TOOL KIT
12 Ton Crimper With 2 Batteries and 1 Charger*	FXC-PCB	111081	1 (with 111282)
Powered Crimper Die Holder Base - 1 Set	FXC-DH-2	111224	1 Pair
Crimper Die for A-B Ferrules - 1 Set	FXC-CD-AB	111056	Included with Splice Kits (Not in Tool Kit)
Crimper Die for C-D Ferrules - 1 Set	FXC-CD-CD	111057	
Crimper Die for E-F-G Ferrules - 1 Set	FXC-CD-EFG	111058	
Crimper Die for H-I-J Ferrules - 1 Set	FXC-CD-HIJ	111059	
2 Spare Crimper Batteries and 1 Charger	FXC-PCBK	111143	(Spare Only)
Spare Crimper Battery - Single	FXC-1BATT	111145	(Spare Only)

*Required for installation.



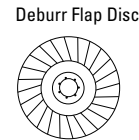
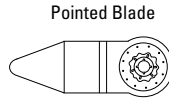
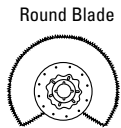
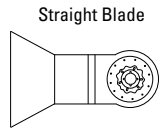
12 Ton Crimp Tool

-  **Stock Items** (non-shaded) carried in factory inventory.
-  **Made To Order Items** (shaded) allow one week for production. In most cases, the next standard stock item can be adapted to meet your requirements.
- Non-Listed Items** are available. Request quote for price and delivery.

Flexco® FXC™ Steel Cord Belt Fasteners

BELT PREPARATION COMPONENTS

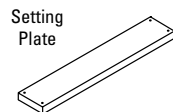
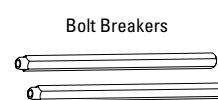
DESCRIPTION	ORDERING NUMBER	ITEM CODE	INCLUDED WITH FULL TOOL KIT
Straight Oscillating Blade - 20 Blades Total	FXC-SOB-20	111146	20 Total Blades
Round Oscillating Blade - 2 Blades Total	FXC-ROB	111149	2 Total Blades
Pointed Oscillating Blade - 10 Blades Total	FXC-POB	111186	10 Total Blades
Oscillating Blade Sharpener - Single	FXC-OBSH	111217	1 Sharpener
Deburr (Flap) Disc - 2 Total	FXC-CDW	111220	2 Deburr (Flap) Discs
Crimped Wire Wheel - 2 Total	FXC-CCW	111222	2 Crimped Wire Wheels
Cord Nipper - Single	FXC-CN	111223	1 Cord Nipper
Angle Grinder Adapter - Single	FXC-AGA	111225	1 Adapter



HAND TOOLS FOR FASTENER INSTALLATION

DESCRIPTION	ORDERING NUMBER	ITEM CODE	INCLUDED WITH FULL TOOL KIT
H100 Hex Driver - Single*	H100	30446	3 Total Hex Drivers
Quick Change Chuck - Single	5552	30481	3 Total Chucks
Hand Crimper - Single*	FXC-HC	111218	3 Total Hand Crimpers
Bolt Breakers - 1 Pair	110-112	30595	1 Pair
6 lb Hammer - Single	6FH	30375	1 Hammer
Setting Plate - Single	ST-28	50249	1 Setting Plate

*Required for installation.



FILLER RUBBER MATERIALS

DESCRIPTION	ORDERING NUMBER	ITEM CODE	Available on request with Temporary Splice Kit (not in tool kit)
4lb Filler Rubber Kit	FILLRUBBER-4	111227	
4oz Filler Rubber Primer*	FXC-FRP	112087	
Filler Rubber Tape**	FXC-FRT	111392	

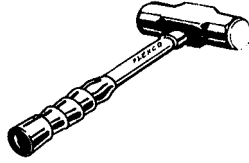
*One can of primer required for temporary splices up to 60" (1500mm) wide belt. Over 60" (1500mm) wide belt requires two cans of primer.

**One roll of tape required for temporary splices up to 60" (1500mm) wide belt. Over 60" (1500mm) wide belt requires two rolls of tape.

Heavy-Duty Belt Maintenance Tools

HAMMERS

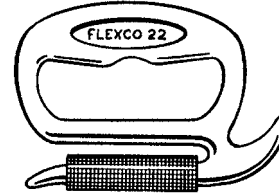
ORDERING NUMBER	ITEM CODE	WT. LBS.
4FH	30435	5.3
6FH	30375	7.3



FLEXCO® BELT GRIPS

GRIPS BELTS UP TO 5/8" (16 mm) SOLD BY THE PAIR

ORDERING NUMBER	ITEM CODE	WT. LBS.
22	30882	2.5



FLEXCO® SILICONE LUBRICANT

ORDERING NUMBER	ITEM CODE	PKG. QTY.	WT. LBS.
SL5-1 (aerosol)	30932	1	1.4
SLP5-1 (pump)	30931	1	1.4



SILVER INK BELT MARKING PEN

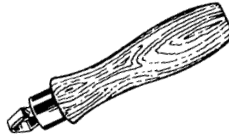
Sold Individually

DESCRIPTION/ ORDERING NO.	ITEM CODE	WT. LBS.
M-4	01350	0.1



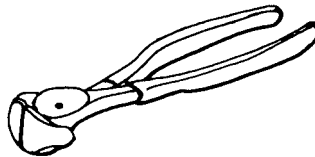
FLEXCO® BELT IDENTIFICATION TOOL

ORDERING NUMBER	ITEM CODE	WT. LBS.
BT-1	31075	.06



BELT NIPPER

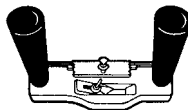
ORDERING NUMBER	ITEM CODE	WT. LBS.
BN-1	50003	.8




FLEXCO® BELT GROOVER

(7/16" WIDE GROOVE PATH)

ORDERING NUMBER	ITEM CODE	WT. LBS.
FBG1	31978	1.8
EXTRA BLADES		
HSP3	31980	0.1



 **Stock Items** (non-shaded) carried in factory inventory.

 **Made To Order Items** (shaded) allow one week for production. In most cases, the next standard stock item can be adapted to meet your requirements.

Non-Listed Items are available. Request quote for price and delivery.

Heavy-Duty Belt Maintenance Tools

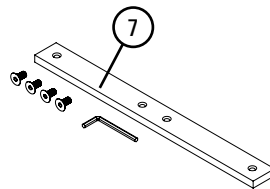
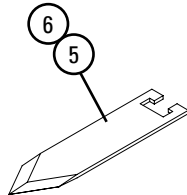
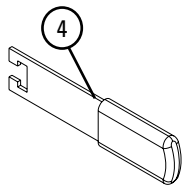
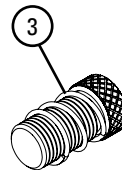
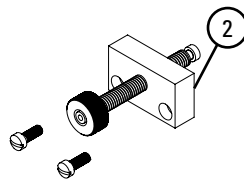

300 SERIES STRAIGHT BELT CUTTER



DESCRIPTION	BELT WIDTH		ORDERING NUMBER	ITEM CODE	WT. LBS.	DESCRIPTION	BELT WIDTH		ORDERING NUMBER	ITEM CODE	WT. LBS.
	in.	mm					in.	mm			
Cutter Complete	12"	300	300312	30900	14.2	Cutter Base Only	30"	750	330	30937	10.8
	18"	450	300318	30901	15.6		36"	900	336	30938	12.3
	24"	600	300324	30902	17.4		42"	1050	342	30939	14.0
	30"	750	300330	30903	19.1		48"	1200	348	30940	15.6
	36"	900	300336	30904	20.0		60"	1500	360	30941	18.9
	42"	1050	300342	30905	26.1		"E" Base Only	324E	30961	9.0	
	48"	1200	300348	30906	27.9			330E	30962	10.8	
	60"	1500	300360	30907	32.8			336E	30963	12.4	
								348E	30964	15.8	
						360E	30965	18.9			

NOTE: For Curved Belt Cutter, see page 95 of the Bolt Hinged Fastener Section.

300 SERIES BELT CUTTER – REPLACEMENT PARTS

REF	DESCRIPTION	ORDERING NUMBER	ITEM CODE	WT. LBS.
1	300 Cutter Head Complete	300	30908	2.4
2	Adj. Screw Unit	30024	30911	0.03
3	Brass Adj. Screw	30026	30912	0.31
4	30023 Cutter Blade	30023	30909	0.2
5	30023L Cutter Blade	30023L	30913	0.2
6	B823 Cutter Blade	B823	30921	0.02
7	30027 Connecting Bar Extra Nails (90/package)	30027 8D	30910 30437	4.5 1.0




 **Stock Items** (non-shaded) carried in factory inventory.
 **Made To Order Items** (shaded) allow one week for production. In most cases, the next standard stock item can be adapted to meet your requirements.
Non-Listed Items are available. Request quote for price and delivery.

Heavy-Duty Belt Maintenance Tools

840 SERIES BELT CUTTER

DESCRIPTION	BELT WIDTH		ORDERING NUMBER	ITEM CODE	WT. LBS.
	in.	mm			
Cutter complete for belts up to 3/8" – 1" thick	36"	900	840836	32267	25.0
	48"	1200	840848	32268	31.0
	60"	1500	840860	32269	37.0
	72"	1800	840872	32270	42.0
	84"	2130	840884	32271	48.0



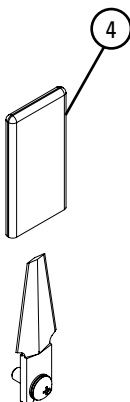
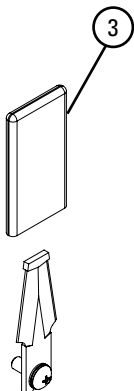
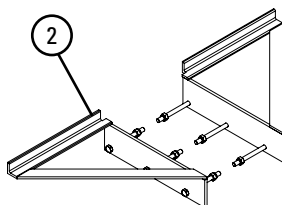
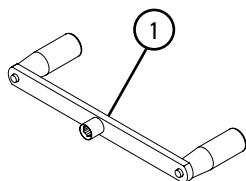
840 Series Belt Cutter

840 SERIES BELT CUTTER – REPLACEMENT PARTS

REF	DESCRIPTION	ORDERING NUMBER	ITEM CODE	WT. LBS.
1	Wrench Assembly	820/840WA	32272	2.0
2	Squaring Device	840SD	32274	2.0
3	Cutter Blade-1"	820/840-1CB	32273	0.5
4	Cutter Blade-1.25"	820/840-1XLCB	32294	0.5

Aluminum Content-840 Series


ALUMINUM ALLOY TYPE	PERCENT	
	Mg Magnesium	Ti Titanium
6061	1.00%	0%



Heavy-Duty Belt Maintenance Tools

900 SERIES BELT CUTTER

DESCRIPTION	BELT WIDTH		ORDERING NUMBER	ITEM CODE	WT. LBS.
	in.	mm			
Cutter complete for belts up to 1.5" (38 mm)	24"	600	900924	04200	32.0
	36"	900	900936	04143	39.0
	48"	1200	900948	04144	45.0
	60"	1500	900960	04145	53.0
	72"	1800	900972	04146	61.0
	84"	2130	900984	04147	69.0



900 Series Belt Cutter


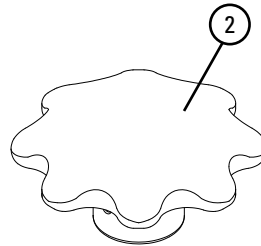
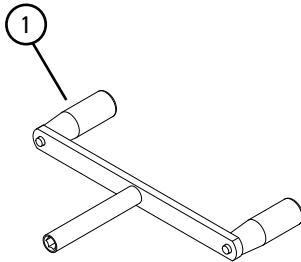
Aluminum Content-900 Series


ALUMINUM ALLOY TYPE	PERCENT	
	Mg Magnesium	Ti Titanium
6005	0.6	0.1
6061	1.0	0.0
7075	2.5	0.0


900 SERIES BELT CUTTER – REPLACEMENT PARTS

REF	DESCRIPTION	ORDERING NUMBER	ITEM CODE	WT. LBS.
1	Tall Drive Handle Assembly 900	900TDH	107452	1.12
2	Knob 8 Point	900CKK	106186	.62
3	Replacement Blade Kit	900CBK	04149	0.15

Lead time: 1 working day



 **Stock Items** (non-shaded) carried in factory inventory.


 **Made To Order Items** (shaded) allow one week for production. In most cases, the next standard stock item can be adapted to meet your requirements.

Non-Listed Items are available. Request quote for price and delivery.

Heavy-Duty Belt Maintenance Tools

900 SERIES BELT CUTTER/SKIVER

BELT WIDTH		ORDERING NUMBER	ITEM CODE	WT. LBS.
in.	mm			
24	600	HDCS-900-24	104112	58.5
36	900	HDCS-900-36	104113	71.1
48	1200	HDCS-900-48	104114	83.7
60	1500	HDCS-900-60	104115	96.6
72	1800	HDCS-900-72	104116	109.2
84	2100	HDCS-900-84	104117	121.1



Aluminum Content

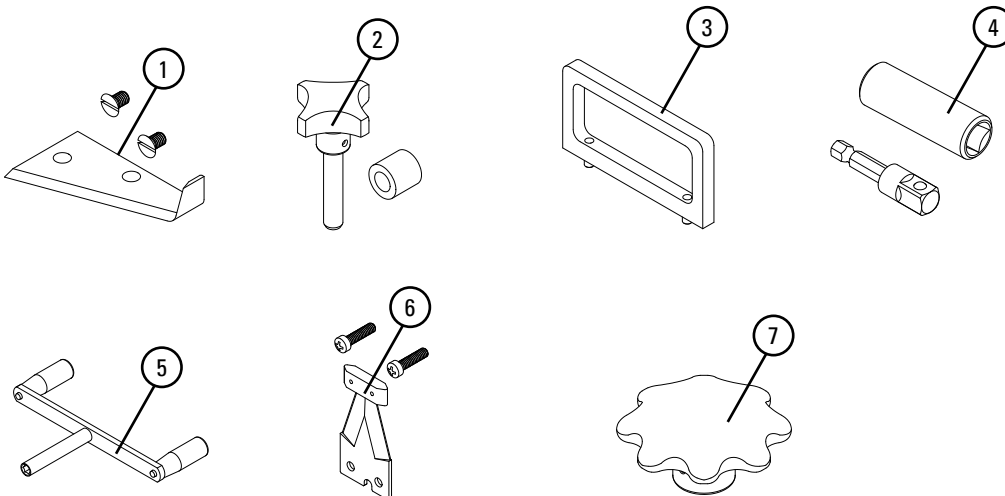
ALUMINUM ALLOY TYPE	PERCENT	
	Mg Magnesium	Ti Titanium
5356	5.5	0.2
6005	0.6	0.1
6061	1.0	0.0
7075	2.5	0.0

Cutting Capacity

MAX BELT THICKNESS		MAX SKIVE DEPTH (PER PASS)	
in.	mm	in.	mm
1-1/2	30	1/2	12.5

900 SERIES BELT CUTTER/SKIVER – REPLACEMENT PARTS

REF	DESCRIPTION	ORDERING NUMBER	ITEM CODE	WT. LBS.
1	HDCS Skiver Blade	HDCS-SB	111516	0.05
2	HDCS Skiver Knob Kit	HDCS-SKK	111519	0.20
3	HDCS Belt Stop	HDCS-BS	102390	0.24
4	HDCS Skiver Drill Adapter Kit	HDCS-SDA	111520	0.03
5	Tall Drive Handle Assembly 900	900TDH	107452	1.12
6	HDCS Cutter Blade Kit	HDCS-CBK	111521	0.13
7	Knob 8 Point	900CKK	106186	.62



Heavy-Duty Belt Maintenance Tools

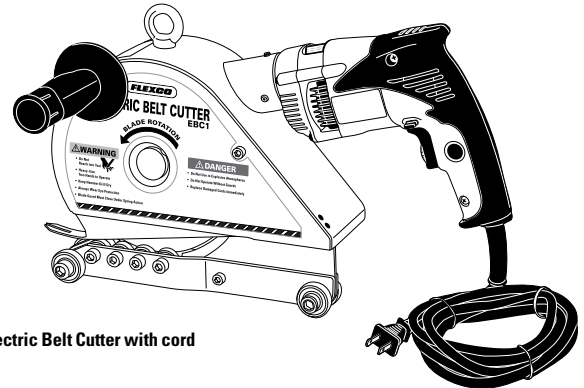
ELECTRIC BELT CUTTER

DESCRIPTION	ORDERING NUMBER	ITEM CODE	WT. LBS.
Electric Belt Cutter Complete	EBC1	30001	30.0
Electric Belt Cutter Complete	EBC2	30002	40.0
Cordless Electric Belt Cutter Complete	CEBC1	30018	30.0
Cordless Electric Belt Cutter Complete	CEBC2	30019	40.0
Electric Belt Cutter Complete 220V	EBC1-220	30011	30.0
Electric Belt Cutter Complete 220V	EBC2-220	30012	40.0
Cordless Electric Belt Cutter Complete 220V	CEBC1-220	30021	30.0
Cordless Electric Belt Cutter Complete 220V	CEBC2-220	30022	40.0

ELECTRIC BELT CUTTER – TOOL REPAIR

DESCRIPTION	ITEM CODE
EBC1 – REFURBISH	30001RPR
EBC2 – REFURBISH	30002RPR
CEBC1 – REFURBISH	30018RPR
CEBC2 – REFURBISH	30019RPR


NOTE: PLEASE DO NOT SEND REPAIR TOOLS WITH BATTERIES. Due to the US Dept of Transportation rules, Flexco is unable to ship used batteries back to customers and they will be disposed. Contact Customer Experience to request a tool repair. Additional charges may apply depending on the extent of the repair. Flexco Customer Experience will advise prior to any work.




Electric Belt Cutter with cord

Cutting Capacity-Electric Belt Cutter

BELT TYPE	EBC1/CEBC1		EBC2/CEBC2	
	IMPERIAL	METRIC	IMPERIAL	METRIC
Rubber	Up to 1"	Up to 25 mm	Up to 2"	Up to 50 mm
PVC	Up to 360 PIW	Up to 630 kN/m	Up to 1140 PIW	Up to 2000 kN/m

 **Stock Items** (non-shaded) carried in factory inventory.

 **Made To Order Items** (shaded) allow one week for production. In most cases, the next standard stock item can be adapted to meet your requirements.

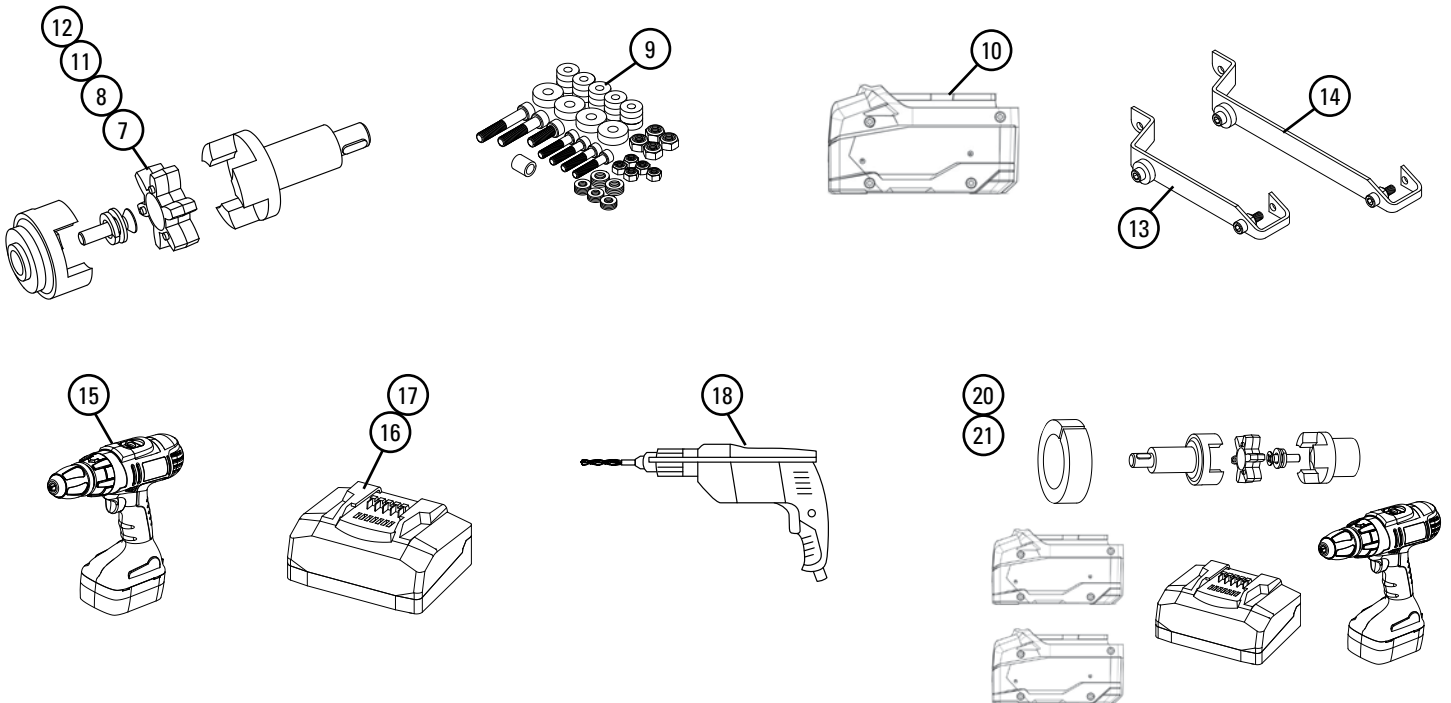
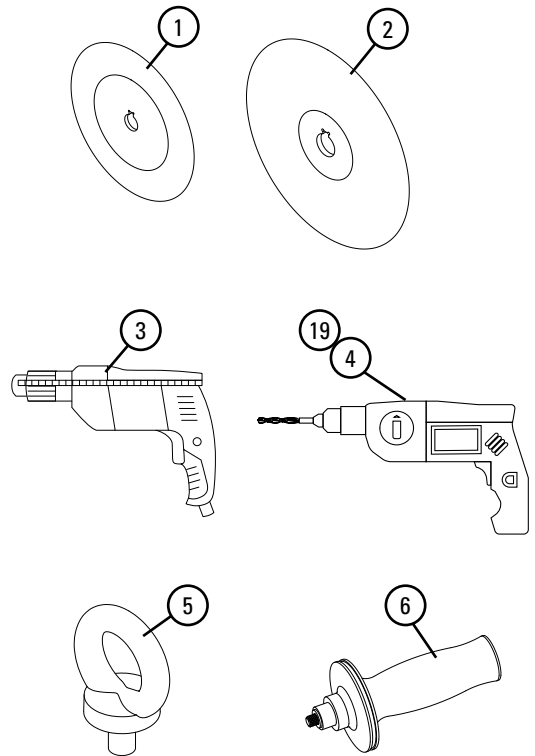
Non-Listed Items are available. Request quote for price and delivery.

Heavy-Duty Belt Maintenance Tools

ELECTRIC BELT CUTTER – REPLACEMENT PARTS

REF	DESCRIPTION	ORDERING NUMBER	ITEM CODE	WT. LBS.
1	EBC1/CEBC1 Blade	EBC1/CEBC1-B	30003	2
2	EBC2/CEBC2 Blade	EBC2/CEBC2-B	30004	2.8
3	EBC1 Drill Milwaukee	EBC1-DR	30005	7.5
4	EBC2 Drill Metabo	EBC2-DR	30006	12.1
5	Eye Bolt	EBC/CEBC-EB	30007	0.9
6	Handle	EBC/CEBC-H	30008	0.4
7	EBC1 Coupling	EBC1-CPLGM	108047	0.2
8	EBC2 Coupling	EBC2-CPLGM	108048	0.2
9	Bearing RPLC Kit	EBC/CEBC-BK	30024	1.1
10	CEBC1/CEBC2 Battery Metabo	CEBC1/CEBC2-BATMET	111390	1.5
11	CEBC1 Coupling	CEBC1-CPLGM	108045	0.2
12	CEBC2 Coupling	CEBC2-CPLGM	108046	0.2
13	EBC1/CEBC1 Retro Fit Rail Kit	EBC1/CEBC1-RK	30033	1.3
14	EBC2/CEBC2 Retro Fit Rail Kit	EBC2/CEBC2-RK	30034	1.6
15	CEBC1/CEBC2 Metabo Drill	CEBC1/CEBC2-DRM	108043	4
16	CEBC1/CEBC2 Charger Metabo	METABO-CHGR110	30369	1.3
17	CEBC1-220/CEBC2-220 Charger Metabo	METABO-CHGR220	114974	1.3
18	EBC1-220 Drill Hitachi	EBC1-220-DR	30013	7.5
19	EBC2-220 Drill Metabo	EBC2-220-DR	30014	12.1
20	CEBC1 Makita XPH03MB to Metabo Upgrade (includes (1) of each item 15, 16 & (2) of each item 10, coupling, & collar)	CEBC1-DUK	108384	4.5
21	CEBC2 Makita XFD03M to Metabo Upgrade (includes (1) each item 15, 16 & (2) each item 10, coupling, & collar)	CEBC2-DUK	108385	4.5

Lead time: 1 working day



Heavy-Duty Belt Maintenance Tools

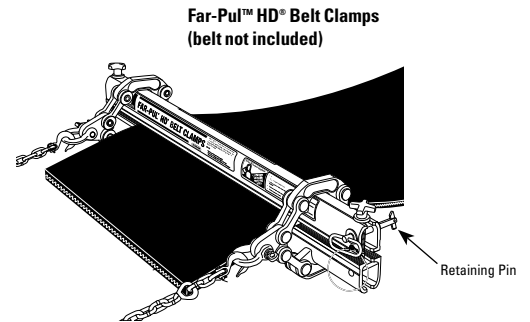
FAR-PUL™ HD® BELT CLAMPS

Load Capacity up to 3 tons (2.7 metric tons) when used with two 1-1/2 ton (1.4 metric ton) come-a-longs.

DESCRIPTION	BELT WIDTH		ORDERING NUMBER	ITEM CODE	WT. LBS.
	in.	mm			
Belt Clamp Complete includes: 4 Belt Clamp Bars and 4 Belt Clamp Scissors	Up to 30"	Up to 750	LSHD30	30393	93.0
	Up to 36"	Up to 900	LSHD36	30394	99.0
	Up to 42"	Up to 1050	LSHD42	30395	106.0
	Up to 48"	Up to 1200	LSHD48	30396	112.0
	Up to 54"	Up to 1350	LSHD54	30397	119.0
	Up to 60"	Up to 1500	LSHD60	30398	127.0
	Up to 72"	Up to 1800	LSHD72	30399	139.0
30" Belt Clamp Bar Set*	Up to 30"	Up to 750	LSHDB30-2	30418	25.0
36" Belt Clamp Bar Set*	Up to 36"	Up to 900	LSHDB36-2	30414	28.0
42" Belt Clamp Bar Set*	Up to 42"	Up to 1050	LSHDB42-2	30421	32.0
48" Belt Clamp Bar Set*	Up to 48"	Up to 1200	LSHDB48-2	30423	35.0
54" Belt Clamp Bar Set*	Up to 54"	Up to 1350	LSHDB54-2	30424	38.0
60" Belt Clamp Bar Set*	Up to 60"	Up to 1500	LSHDB60-2	30430	42.0
72" Belt Clamp Bar Set*	Up to 72"	Up to 1800	LSHDB72-2	30408	48.0

*Includes 2 Bars Per Set

Bar length = belt width + 10 inches



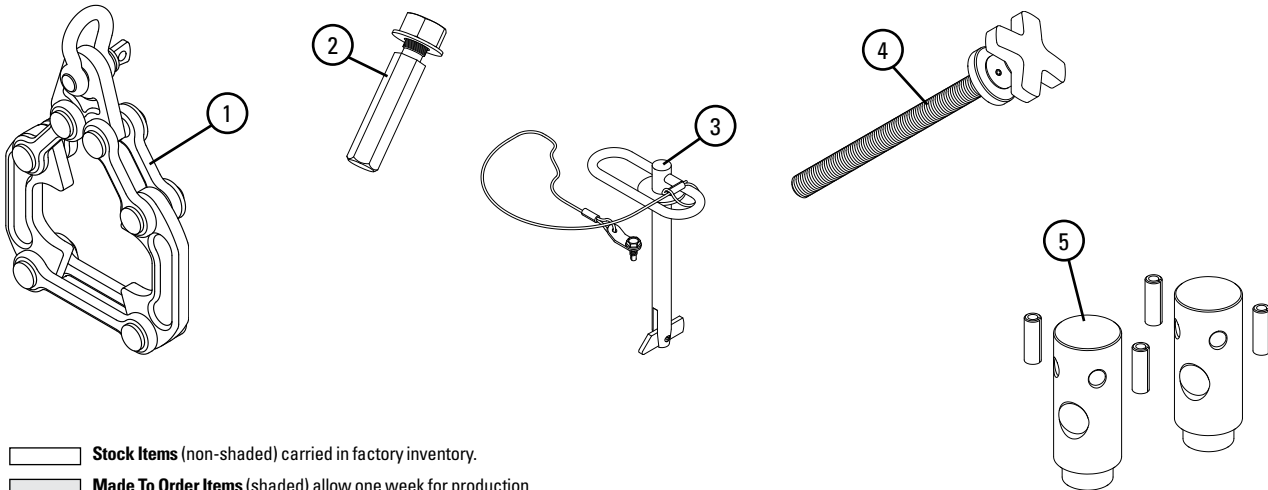
Aluminum Content-Far-Pul™ HD®


ALUMINUM ALLOY TYPE	PERCENT	
	Mg - Magnesium	Ti - Titanium
6061	1.00%	0%


FAR-PUL™ HD® BELT CLAMPS – REPLACEMENT PARTS

REF	DESCRIPTION	ORDERING NUMBER	ITEM CODE	WT. LBS.
1	Steel Belt Clamp Scissor (1 ea.)	LSHDS	30392	10.5
2	Belt Locator Pin (incl. washer, locking nut)	LSHDLP	30400	0.1
3	Retaining Pin Kit	LSHD-RPK	30390	2.0
4	Clamp Bar Screw	LSHDCBS	30373	1.0
5	Clamp Bar Pivot Pin (Pair) - includes 2 roll pins	LSHDPP	30052	1.0

Lead time: 1 working day



 **Stock Items** (non-shaded) carried in factory inventory.

 **Made To Order Items** (shaded) allow one week for production. In most cases, the next standard stock item can be adapted to meet your requirements.

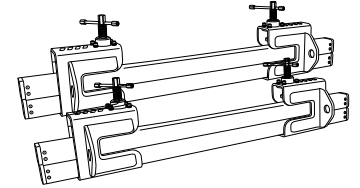
Non-Listed Items are available. Request quote for price and delivery.

Heavy-Duty Belt Maintenance Tools

TUG™ HD® BELT CLAMPS

Complete Set

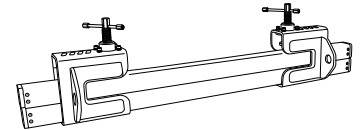
DESCRIPTION	BELT WIDTH		6 TON			8 TON		
	in.	mm	ORDERING NUMBER	ITEM CODE	WT. LBS.	ORDERING NUMBER	ITEM CODE	WT. LBS.
A TUG™ HD® Belt Clamp set includes four aluminum clamp bars and four steel clamp ends.	Up to 36	Up to 900	TUG6-36-AL	31700	134.0	TUG8-36-AL	31706	178.0
	Up to 42	Up to 1050	TUG6-42-AL	31701	141.0	TUG8-42-AL	31707	189.0
	Up to 48	Up to 1200	TUG6-48-AL	31702	148.0	TUG8-48-AL	31708	200.0
	Up to 54	Up to 1400	TUG6-54-AL	31703	155.0	TUG8-54-AL	31709	211.0
	Up to 60	Up to 1600	TUG6-60-AL	31704	162.0	TUG8-60-AL	31710	222.0
	Up to 72	Up to 1800	TUG6-72-AL	31705	176.0	TUG8-72-AL	31711	244.0
	Up to 84	Up to 2200	N/A			TUG8-84-AL	31712	266.0
	Up to 96	Up to 2400	N/A			TUG8-96-AL	31713	288.0



TUG™ HD® BELT CLAMPS

Pair of Clamps

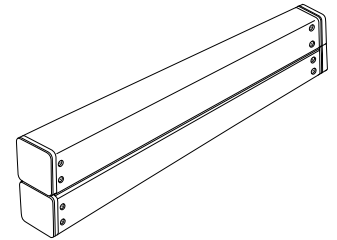
DESCRIPTION	BELT WIDTH		6 TON			8 TON		
	in.	mm	ORDERING NUMBER	ITEM CODE	WT. LBS.	ORDERING NUMBER	ITEM CODE	WT. LBS.
A pair of TUG™ HD® Belt Clamp includes two aluminum clamp bars and two steel clamp ends.	Up to 36	Up to 900	TUG6P-36-AL	31714	67.0	TUG8P-36-AL	31720	89.0
	Up to 42	Up to 1050	TUG6P-42-AL	31715	71.0	TUG8P-42-AL	31721	95.0
	Up to 48	Up to 1200	TUG6P-48-AL	31716	74.0	TUG8P-48-AL	31722	100.0
	Up to 54	Up to 1400	TUG6P-54-AL	31717	78.0	TUG8P-54-AL	31723	106.0
	Up to 60	Up to 1600	TUG6P-60-AL	31718	81.0	TUG8P-60-AL	31724	111.0
	Up to 72	Up to 1800	TUG6P-72-AL	31719	88.0	TUG8P-72-AL	31725	122.0
	Up to 84	Up to 2200	N/A			TUG8P-84-AL	31726	133.0
	Up to 96	Up to 2400	N/A			TUG8P-96-AL	31727	144.0



TUG™ HD® BELT CLAMPS

Pair of Replacement Bars

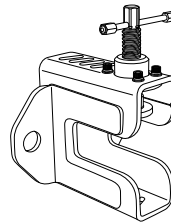
DESCRIPTION	BELT WIDTH		6 TON			8 TON		
	in.	mm	ORDERING NUMBER	ITEM CODE	WT. LBS.	ORDERING NUMBER	ITEM CODE	WT. LBS.
A pair of TUG™ HD® Belt Clamps replacement bars includes two aluminum clamp bars.	12	300	TUG6B-12-AL	31728	7.0	TUG8B-12-AL	31735	11.0
	Up to 36	Up to 900	TUG6B-36-AL	31729	21.0	TUG8B-36-AL	31736	33.0
	Up to 42	Up to 1050	TUG6B-42-AL	31730	25.0	TUG8B-42-AL	31737	39.0
	Up to 48	Up to 1200	TUG6B-48-AL	31731	28.0	TUG8B-48-AL	31738	44.0
	Up to 54	Up to 1400	TUG6B-54-AL	31732	32.0	TUG8B-54-AL	31739	50.0
	Up to 60	Up to 1600	TUG6B-60-AL	31733	35.0	TUG8B-60-AL	31740	55.0
	Up to 72	Up to 1800	TUG6B-72-AL	31734	42.0	TUG8B-72-AL	31741	66.0
	Up to 84	Up to 2200	N/A			TUG8B-84-AL	31742	77.0
	Up to 96	Up to 2400	N/A			TUG8B-96-AL	31743	88.0



TUG™ HD® BELT CLAMPS

Replacement Clamp End

DESCRIPTION	ORDERING NUMBER	ITEM CODE	WT. LBS.
A TUG™ HD® Replacement Clamp End includes one steel clamp end.	TUG6E	31744	23.0
	TUG8E	31747	28.0



Aluminum Content-TUG Clamps

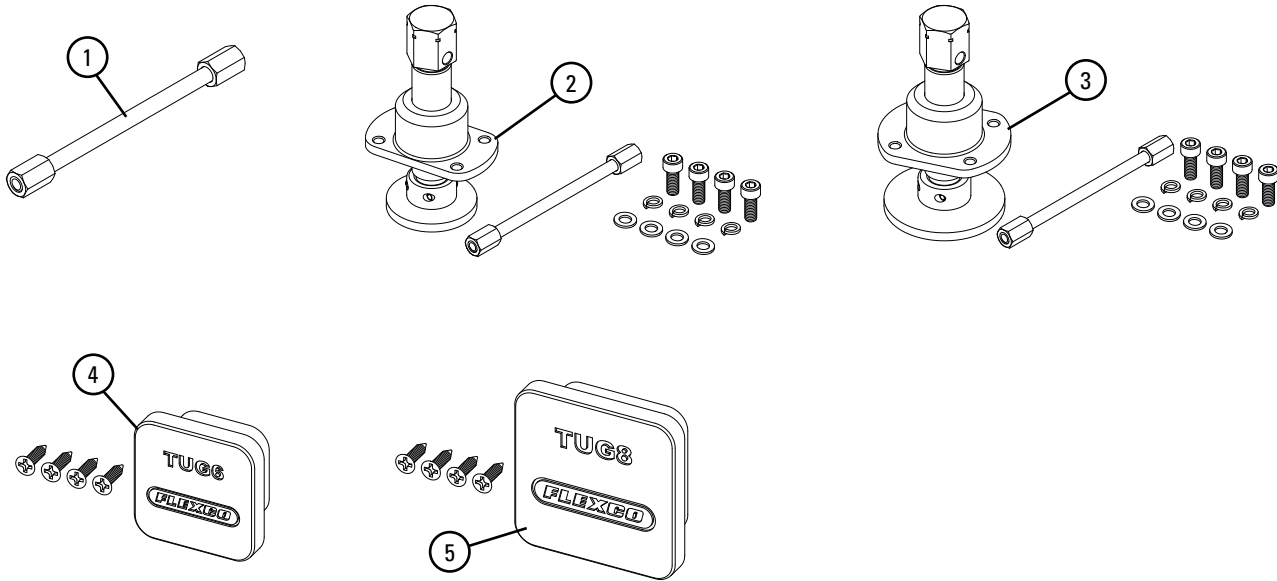
ALUMINUM ALLOY TYPE	PERCENT	
	Mg Magnesium	Ti Titanium
6061	1.00%	0%


Heavy-Duty Belt Maintenance Tools


TUG™ HD® BELT CLAMPS – REPLACEMENT PARTS

REF	DESCRIPTION	ORDERING NUMBER	ITEM CODE	WT. LBS.
1	Tug Clamp Turn Handle	TUGH	31792	0.5
2	Tug 6 Clamp Screw	TUG6S	31793	3.0
3	Tug 8 Clamp Screw	TUG8S	31794	3.4
4	Tug 6 End Cap	TUG6C	31798	0.8
5	Tug 8 End Cap	TUG8C	31799	1.0

Lead time: 1 working day



 **Stock Items** (non-shaded) carried in factory inventory.

 **Made To Order Items** (shaded) allow one week for production. In most cases, the next standard stock item can be adapted to meet your requirements.

Non-Listed Items are available. Request quote for price and delivery.

Heavy-Duty Belt Maintenance Tools

FLEXCO® FSK™ BELT SKIVER

Width of Skive 2½" (64 mm)

DESCRIPTION	ORDERING NUMBER	ITEM CODE	WT. LBS.
Skiver Complete with Metal Fence*	FSK2M	32068	21.8
Skiver XL Complete with Metal Fence*	FSK2MXL	32070	23.6
Power Skiver Complete*	FSK2MP	30367	22.0
Power Skiver XL Complete*	FSK2MXLP	102978	24.0
Sharpening Stone		31987	0.5

*Comes with standard blade

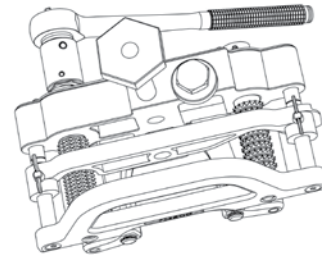
FSK™ BELT SKIVER – REPLACEMENT PARTS

DESCRIPTION	ORDERING NUMBER	ITEM CODE	WT. LBS.
Skiver Blade-Standard	FSK-1B	31996	0.3
Skiver Blade-High Wear	FSK-1BA	31999	0.3
Skiver Ratchet Assembly	FSK-1R	31991	1.8
Skiver Chain	FSK-1C	31992	0.4
Skiver Sprocket	FSK-1S	31993	0.2
Skiver Metal Fence Assembly	FSK2-FM	32069	1.5
Replacement Front Drive Roller Assembly	FSK2-FDRA	32052	0.6
Cordless Drill for FSK2MP	FSK2-DR18V	30403	2.8
Battery 5.5AH	FSK2-BAT5A	30368	2.2
CEBC1/CEBC2 Charger Metabo	METABO-CHGR110	30369	1.3


FSK™ BELT SKIVER – SKIVE DEPTH

Belt Skiver	For Belt Thickness		Skive Depth	
	in.	mm	in.	mm
FSK2M/FSK2MP	1/4" - 1-1/4"	6.5 - 32	1/16" - 3/8"	1.5 - 9.5
FSK2MXL/FSK2MXLP	7/8" - 1-3/4"	22.5 - 44.5	1/16" - 3/8"	1.5 - 9.5

FSK2M Belt Skiver



FSK2MP Power Belt Skiver



FSK™ BELT SKIVER – TOOL REPAIR

DESCRIPTION	ITEM CODE
FSK2M SKIVER – REFURBISH	32068RPR
FSK2MXL SKIVER – REFURBISH	32070RPR
FSK2MP POWER SKIVER – REFURBISH	30367RPR
FSK2MXLP POWER SKIVER – REFURBISH	102978RPR

NOTE: PLEASE DO NOT SEND REPAIR TOOLS WITH BATTERIES. Due to the US Dept of Transportation rules, Flexco is unable to ship used batteries back to customers and they will be disposed. Contact Customer Experience to request a tool repair. Additional charges may apply depending on the extent of the repair. Flexco Customer Experience will advise prior to any work.

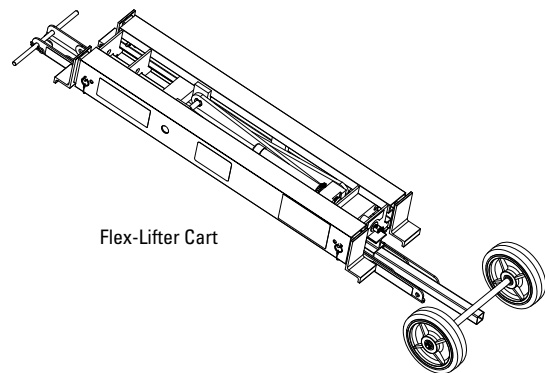
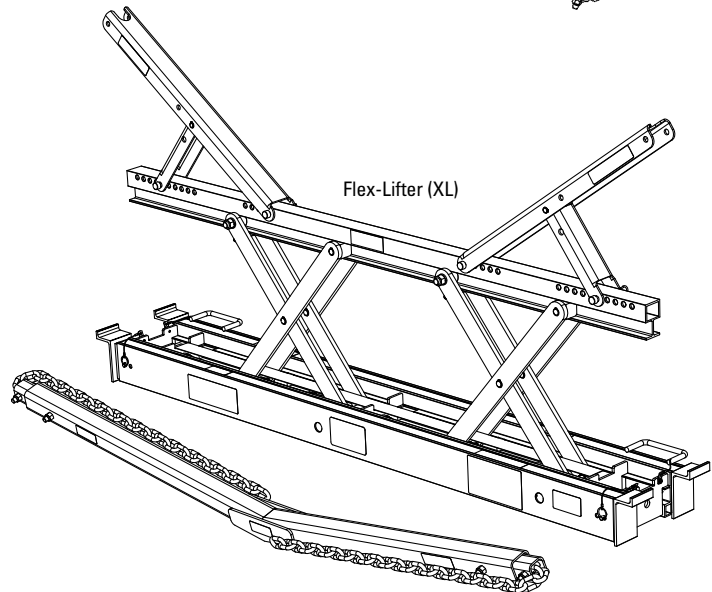
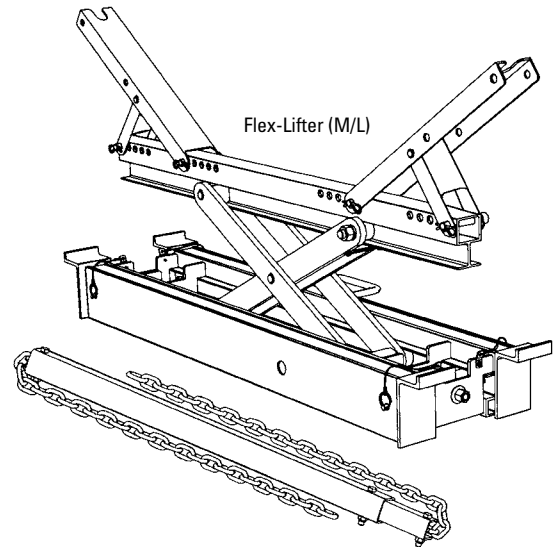
Heavy-Duty Belt Maintenance Tools

FLEX-LIFTER™ CONVEYOR BELT LIFTER

Easy and safe way to lift tensioned belts so mechanical splicing or other maintenance work can be done.

DESCRIPTION	ORDERING NUMBER	ITEM CODE	WT. LBS.
Medium Flex-Lifter 36" - 60" (900 - 1500 mm) includes return bar	FL-M-SP	76981	91.0
Large Flex-Lifter 48" - 72" (1200 - 1800 mm) includes return bar	FL-L-SP	76982	128.0
XL Flex-Lifter 72" - 96" (1800 - 2400 mm) does not include return bar	FL-XL-SP	77386	128.0
Flex-Lifter Cart	FLCK	77729	20.0

Lifts troughed or flat belts.
Lead time: 1 working day





Safe Lifting Capacity

Height		Max. Weight			
		Medium/Large		XL	
in.	mm	lbs.	kg.	lbs.	kg.
0-1	0-25	500	225	1100	500
1-2	25-50	1000	450	1800	815
2-3	50-75	1500	675	2500	1140
3-4	75-100	2000	900	3200	1450
4-5	100-125	2500	1150	3700	1680
5-6	125-150	3000	1350	4600	2090
6-7	150-175	3500	1600	5300	2400
>7	>175	4000	1800	6000	2725

Aluminum Content Flex-Lifter

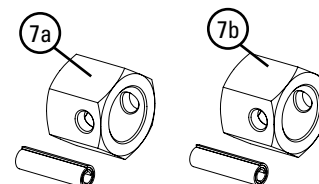
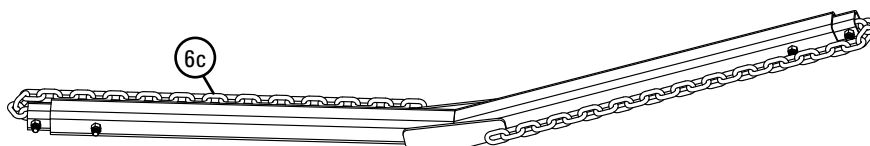
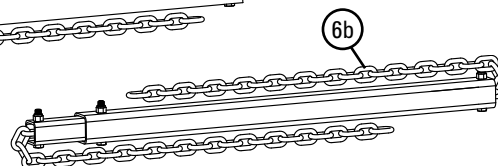
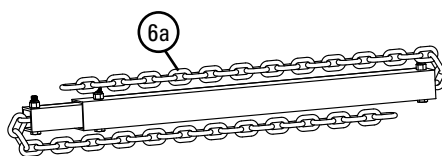
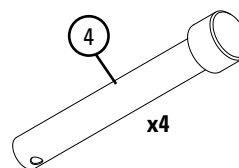
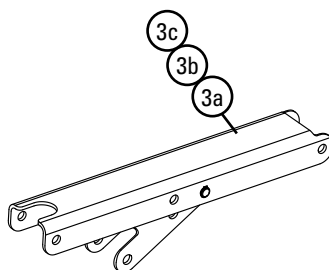
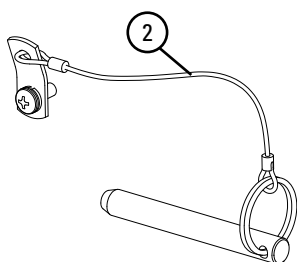
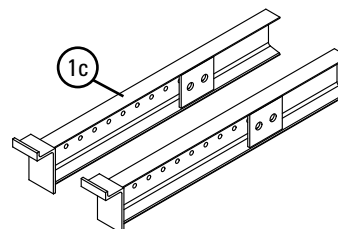
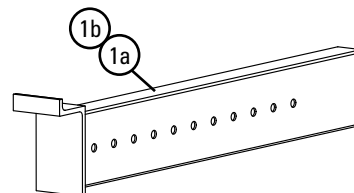
ALUMINUM ALLOY TYPE	PERCENT	
	Mg Magnesium	Ti Titanium
4043	0.05%	0.2%
5356	5.5%	0.2%
6005	0.6%	0.1%
6061	1.0%	0.0%
6063	0.7%	0.0%
7075	2.5%	0.0%

-  **Stock Items** (non-shaded) carried in factory inventory.
-  **Made To Order Items** (shaded) allow one week for production. In most cases, the next standard stock item can be adapted to meet your requirements.
- Non-Listed Items** are available. Request quote for price and delivery.

Heavy-Duty Belt Maintenance Tools

FLEX-LIFTER™ – REPLACEMENT PARTS

REF	DESCRIPTION	ORDERING NUMBER	ITEM CODE	WT. LBS.
1a	Extension Leg – Medium	FLEL-M	76472	3.1
1b	Extension Leg – Large	FLEL-L	76473	3.7
1c	Extension Leg Kit – XL (incl. 2 ext. legs)	FLELK-XL	76986	13.1
2	Extension Leg Pin (with lanyard)	FLELP	76474	0.1
3a	Trough Wing – Medium (with brace)	FTW-M-SP	77408	1.2
3b	Trough Wing – Large (with brace)	FTW-L-SP	77409	1.5
3c	Trough Wing – XL (with brace)	FTW-XL-SP	77410	4.2
4	Retainer Pin Pack (incl. (4) pins)	FLRP	76478	1.0
5	Retainer Clip Pack (incl. (4) clips)	FLCP	76479	0.1
6a	Return Lift Bar – Medium	FLRLB-M-SP	77405	25.0
6b	Return Lift Bar – Large	FLRLB-L-SP	77406	50.0
6c	V-Return Lift Bar – XL	FLVRL-XL-SP	77407	63.0
7a	Shear Pin Kits – Medium/Large	FL-PKIT-ML	77250	0.3
7b	Shear Pin Kits – XL	FL-PKIT-XL	77251	0.5



Tool Repair Service

PLEASE DO NOT SEND REPAIR TOOLS WITH BATTERIES. Due to the US Dept of Transportation rules, Flexco is unable to ship used batteries back to customers and they will be disposed. Contact Customer Experience to request a tool repair. Additional charges may apply depending on the extent of the repair. Flexco Customer Experience will advise prior to any work.

Additional repairs beyond standard process will be communicated with the customer for approval of repair. This may add additional repair time.

Flexco Tool Repair

DESCRIPTION	PART NUMBER
EBC1 – REFURBISH	30001RPR
EBC2 – REFURBISH	30002RPR
CEBC1 – REFURBISH	30018RPR
CEBC2 – REFURBISH	30019RPR
FSK2M SKIVER – REFURBISH	32068RPR
FSK2MXL SKIVER – REFURBISH	32070RPR
FSK2MP POWER SKIVER – REFURBISH	30367RPR
FSK2MXLP POWER SKIVER – REFURBISH	102978RPR
PNEUDRIVE1 – REFURBISH	41992RPR
RS-GOLD – REFURBISH	55541RPR
RS-GOLD-DA – REFURBISH	55590RPR

Measurement Conversions

Measurement Conversions

Inches	Fractions	Millimeters
.0156	1/64	0.40
.0313	1/32	0.79
.0469	3/64	1.19
.0625	1/16	1.59
.0781	5/64	1.98
.0938	3/32	2.38
.1094	7/64	2.78
.1250	1/8	3.18
.1406	9/64	3.57
.1563	5/32	3.97
.1719	11/64	4.37
.1875	3/16	4.76
.2031	13/64	5.16
.2188	7/32	5.56
.2344	15/64	5.95
.2500	1/4	6.35
.2656	17/64	6.75
.2813	9/32	7.14
.2969	19/64	7.54
.3125	5/16	7.94
.3281	21/64	8.33
.3438	11/32	8.73
.3594	23/64	9.13
.3750	3/8	9.53
.3906	25/64	9.92
.4063	13/32	10.32
.4219	27/64	10.72
.4375	7/16	11.11
.4531	29/64	11.51
.4688	15/32	11.91
.4844	31/64	12.30
.5000	1/2	12.70

Inches	Fractions	Millimeters
.5156	33/64	13.10
.5313	17/32	13.49
.5469	35/64	13.89
.5625	9/16	14.29
.5781	37/64	14.68
.5938	19/32	15.08
.6094	39/64	15.48
.6250	5/8	15.88
.6406	41/64	16.27
.6563	21/32	16.67
.6719	43/64	17.07
.6875	11/16	17.46
.7031	45/64	17.86
.7188	23/32	18.26
.7344	47/64	18.65
.7500	3/4	19.05
.7656	49/64	19.45
.7813	25/32	19.84
.7969	51/64	20.24
.8125	13/16	20.64
.8281	53/64	21.03
.8438	27/32	21.43
.8594	55/64	21.83
.8750	7/8	22.23
.8906	57/64	22.62
.9063	29/32	23.02
.9219	59/64	23.42
.9375	15/16	23.81
.9531	61/64	24.21
.9688	31/32	24.61
.9844	63/64	25.00
1.0000	1	25.40

Book Index By Ordering Number

Order Number	Page	Order Number	Page	Order Number	Page	Order Number	Page
3	112	2-36	114	20419	117	300348	128
3	112	3-36	114	2-60	114	300360	128
7	42	7-36	39	3-60	114	400430	95
16	116	1-42	114	7-60	39	400436	95
22	127	2-42	114	2-72	114	400442	95
100	96	3-42	114	3-72	114	400448	95
110	54	7-42	39	30023	95	400460	95
110	96	1-12-45	114	30023	128	840836	129
110	115	1-16-45	114	30024	128	840848	129
110	116	1-18-45	114	30026	128	840860	129
112	115	1-24-45	114	30027	128	840872	129
112	116	1-30-45	114	30453	96	840884	129
113	115	2-18-45	114	30453	115	900924	57
113	116	2-20-45	114	2-1/2	112	900924	130
300	128	2-24-45	114	40988	121	900936	57
330	128	1-48	114	40990	121	900936	130
336	128	2-48	114	40991	121	900948	57
342	128	3-48	114	1-12	114	900948	130
348	128	1-54	114	1-14	114	900960	57
360	128	2-54	114	1-16	114	900960	130
400	95	3-54	114	1-18	114	900972	57
430	95	20377	117	1-20	114	900972	130
436	95	20378	117	1-24	114	900984	57
442	95	20379	117	1-26	114	900984	130
448	95	20380	95	1-28	114	00	42
460	95	20381	95	1-30	114	00-12	39
512	95	20381	117	2-12	114	00-14	39
516	95	20382	117	2-18	114	00-16	39
518	95	20387	95	2-20	114	00-18	39
520	95	20387	117	2-24	114	00-20	39
524	95	20388	117	3-24	114	00-22	39
526	95	20397	95	3-30	114	00-24	39
530	95	20397	117	7-12	39	00-30	39
536	95	20397	117	7-14	39	00-36	39
542	95	20398	95	7-16	39	00-42	39
548	95	20398	117	7-18	39	00-48	39
554	95	20398	117	7-18	39	00-60	39
560	95	20399	95	7-20	39	00H12	41
572	95	20399	117	7-22	39	00H18	41
5552	54	20400	95	7-24	39	00H24	41
5552	96	20400	117	7-26	39	00H30	41
5552	115	20406	117	7-28	39	00H36	41
5552	116	20407	117	7-30	39	00H48	41
5552	116	20409	117	300312	128	00H6	41
5552	116	20410	117	300318	128	00H60	41
5552	126	20411	117	300324	128	00S	42
2-30	114	20412	117	300330	128	00S-12	40
7-32	39	20413	117	300336	128	00S-14	40
1-36	114	20414	117	300342	128	00S-16	40

Book Index By Ordering Number

Order Number	Page	Order Number	Page	Order Number	Page	Order Number	Page
00S-18	40	1&7H12	41	140-60	114	15S	42
00S-20	40	1&7H18	41	140-60-45	114	15S-12	40
00S-24	40	1&7H24	41	140C	112	15S-14	40
00S-30	40	1&7H30	41	140CE	112	15S-16	40
00S-36	40	1&7H36	41	140CMA	112	15S-18	40
00S-42	40	1&7H48	41	140CMAP	112	15S-20	40
00S-48	40	1&7H6	41	140CS	112	15S-24	40
00S-60	40	1&7H60	41	140E	112	15S-28	40
00SH24	41	1&7SH12	41	140EE	112	15S-30	40
00SH36	41	1&7SH18	41	140EMA	112	15S-36	40
00SH48	41	1&7SH24	41	140EMAP	112	15S-42	40
00SH60	41	1&7SH30	41	140ES	112	15S-48	40
1 & 7 CLIP	41	1&7SH36	41	140EST	112	15S-60	40
1-1/2-12	114	1&7SH48	41	140VP	113	15SH18	41
1-1/2-12-45	114	1&7SH60	41	140VPB	113	15SH24	41
1-1/2-18	114	100T-1200	48	140VPBE	113	15SH30	41
1-1/2-18-45	114	100T-300	48	140VPBMA	113	15SH36	41
1-1/2-20	114	100T-600	48	140VPE	113	15SH48	41
1-1/2-20-45	114	100T-900	48	140VPMA	113	15SH60	41
1-1/2-24	114	102978RPR	137	15	42	187-RET-50	36
1-1/2-24-45	114	110-112	115	15 & 20 CLIP	41	187MA	37
1-1/2-30	114	110-112	126	15-12	39	190-12	114
1-1/2-30-45	114	114MM-BLADES-3PK	66	15-14	39	190-12-45	114
1-1/2-36	114	125-RET-50	36	15-16	39	190-14	114
1-1/2-36-45	114	125MA	37	15-18	39	190-16	114
1-1/2-42	114	12LACER	27	15-20	39	190-18	114
1-1/2-42-45	114	12LACER-CHAIN	27	15-22	39	190-18-45	114
1-1/2-48	114	140-12	114	15-24	39	190-20	114
1-1/2-48-45	114	140-12-45	114	15-26	39	190-20-45	114
1-1/2-54	114	140-14	114	15-28	39	190-24	114
1-1/2-54-45	114	140-14-45	114	15-30	39	190-24-45	114
1-1/2-60	114	140-16	114	15-32	39	190-26	114
1-1/2-60-45	114	140-16-45	114	15-36	39	190-26-45	114
1-1/2-72	114	140-18	114	15-42	39	190-28	114
1-1/2-72-45	114	140-18-45	114	15-48	39	190-30	114
1-1/2C	112	140-20	114	15-60	39	190-30-45	114
1-1/2CMA	112	140-20-45	114	150T-1200	48	190-36	114
1-1/2CMAP	112	140-24	114	150T-300	48	190-36-45	114
1-1/2CS	112	140-24-45	114	150T-600	48	190-42	114
1-1/2E	112	140-26	114	150T-900	48	190-42-45	114
1-1/2EE	112	140-28	114	15E	42	190-48	114
1-1/2EMA	112	140-30	114	15H12	41	190-48-45	114
1-1/2EMAP	112	140-30-45	114	15H18	41	190-60	114
1-1/2ES	112	140-36	114	15H24	41	190-60-45	114
1-1/2EST	112	140-36-45	114	15H30	41	190C	112
1-36-45	114	140-42	114	15H36	41	190CE	112
1-42-45	114	140-42-45	114	15H48	41	190CMA	112
1-48-45	114	140-48	114	15H60	41	190CMAP	112
1-60-45	114	140-48-45	114	15RH12	42	190CS	112

Book Index By Ordering Number

Order Number	Page	Order Number	Page	Order Number	Page	Order Number	Page
190E	112	1LLSPSS12	12	1XSPS6NYS	12	20-22	39
190EE	112	1LLSS12	12	1XSPSS12	12	20-24	39
190EMA	112	1LLSS6	12	1XSPSS6	12	20-28	39
190EMAP	112	1LLXSPG12	11	2-1/2-20	114	20-30	39
190ES	112	1LLXSPG6	11	2-1/2-24	114	20-32	39
190EST	112	1LLXSPHT12	11	2-1/2-30	114	20-36	39
190VP	113	1LLXSPS12	12	2-1/2-36	114	20-42	39
190VPB	113	1LLXSPSS12	12	2-1/2-42	114	20-48	39
190VPBE	113	1LW95	26	2-1/2-48	114	20-54	39
190VPBMA	113	1S-12	40	2-1/2-54	114	20-60	39
190VPE	113	1S-14	40	2-1/2-60	114	200MM-BLADES-3PK	66
190VPMA	113	1S-16	40	2-1/2-72	114	20E	42
190VPS	113	1S-18	40	2-1/2L	112	20H12	41
1A	42	1S-20	40	2-1/4-20	114	20H18	41
1A-12	39	1S-24	40	2-1/4-24	114	20H24	41
1A-14	39	1S-30	40	2-1/4-30	114	20H30	41
1A-16	39	1S-36	40	2-1/4-36	114	20H36	41
1A-18	39	1S-42	40	2-1/4-42	114	20H48	41
1A-20	39	1S-48	40	2-1/4-48	114	20H60	41
1A-22	39	1S-54	40	2-1/4-54	114	20RH12	42
1A-24	39	1S-60	40	2-1/4-60	114	20S	42
1A-30	39	1S12	12	2-1/4-72	114	20S-12	40
1A-36	39	1S12NYS	12	2-1/4C	112	20S-14	40
1A-42	39	1S6	12	2-1/4C	116	20S-16	40
1A-48	39	1S6NYS	12	2-1/4CMA	112	20S-18	40
1A-60	39	1SPG12	11	2-1/4E	112	20S-20	40
1AS	42	1SPG12NY	11	2-1/4E	112	20S-24	40
1C	112	1SPG6	11	2-1/4E	116	20S-30	40
1CMA	112	1SPG6NY	11	2-1/4EE	112	20S-36	40
1E	112	1SPHT12	11	2-1/4EE	116	20S-48	40
1G12	11	1SPHT6	11	2-1/4EMA	112	20S-60	40
1G12NY	11	1SPS12	12	2-1/4EMAP	112	20SH24	41
1G6	11	1SPS12NYS	12	2-1/4ERCT	112	20SH30	41
1G6NY	11	1SPS6	12	2-1/4ES	112	20SH36	41
1HT12	11	1SPS6NYS	12	2-1/4ES	116	20SH48	41
1HT6	11	1SPSS12	12	2-1/4EST	112	20SRH12	42
1LLG12	11	1SPSS6	12	2-30-45	114	25 & 27 CLIP	41
1LLG12NY	11	1SS12	12	2-36-45	114	25-12	39
1LLG6	11	1SS6	12	2-42-45	114	25-14	39
1LLG6NY	11	1VL-7	26	2-48-45	114	25-16	39
1LLHT12	11	1XSPG12	11	2-54-45	114	25-18	39
1LLHT6	11	1XSPG12NY	11	2-60-45	114	25-20	39
1LLS12	12	1XSPG6	11	2-72-45	114	25-22	39
1LLS6	12	1XSPG6NY	11	20	42	25-24	39
1LLS6NYS	12	1XSPHT12	11	20-12	39	25-26	39
1LLSPG12	11	1XSPHT6	11	20-14	39	25-28	39
1LLSPG6	11	1XSPS12	12	20-16	39	25-30	39
1LLSPHT12	11	1XSPS12NYS	12	20-18	39	25-36	39
1LLSPS12	12	1XSPS6	12	20-20	39	25-42	39

Book Index By Ordering Number

Order Number	Page	Order Number	Page	Order Number	Page	Order Number	Page
25-48	39	25G7/8NP	15	25SP-SS-040W-P	31	27-48	39
25-54	39	25G7/8NY	15	25SP-SS-040W-TPU1/19+20/100	31	27-60	39
25-60	39	25LEVER	26	25SP-SS-048W-P	31	27E	42
25&27H12	41	25LLG12	14	25SP-SS-048W-TPU1/24+25/100	31	27K	42
25&27H18	41	25LLG12NY	14	25SP-SS-050W-P	31	27KS	42
25&27H24	41	25LLG6	14	25SP-SS-050W-TPU1/26+27/100	31	27RH12	42
25&27H30	41	25LLG6NY	14	25SP-SS-057W-P	31	27S-12	40
25&27H36	41	25LLSS12	14	25SP-SS-063W-P	31	27S-14	40
25&27H48	41	25LLSS6	14	25SP-SS-075W-P	31	27S-16	40
25&27H60	41	25LLSS6NYS	14	25SP-SS-090W-P	31	27S-18	40
25&27SH12	41	25LPG12	14	25SP-SS-100W-P	31	27S-20	40
25&27SH18	41	25LPG12NY	14	25SP-SS-115W-P	31	27S-24	40
25&27SH24	41	25LPG6	14	25SP-SS-115W-TPU1/61+62 H/50	31	27S-30	40
25&27SH30	41	25LPG6NY	14	25SRH12	42	27S-36	40
25&27SH36	41	25LPSS12	14	25SS1-1/2NP	15	27S-42	40
25&27SH48	41	25LPSS12NYS	14	25SS1-1/2NYS	15	27S-48	40
25&27SH60	41	25LPSS6	14	25SS1-1/4NYS	15	27S-60	40
25D	42	25LPSS6NYS	14	25SS1-7/8NYS	15	2B	9
25DS	42	25S-12	40	25SS12	14	2BH	115
25E	42	25S-14	40	25SS12NYS	14	2BH	116
25G1-1/2NY	15	25S-16	40	25SS1NYS	15	2BH	116
25G1-1/4NY	15	25S-18	40	25SS2-1/2NP	15	2BH	116
25G1-3/4NY	15	25S-20	40	25SS2-1/2NYS	15	2C	112
25G1-7/8NP	15	25S-24	40	25SS2-1/4NYS	15	2CMA	112
25G1-7/8NY	15	25S-30	40	25SS2-3/4NYS	15	2CMAP	112
25G1/2NP	15	25S-36	40	25SS2NYS	15	2CS	112
25G1/2NY	15	25S-42	40	25SS3-1/2NYS	15	2E	112
25G11/32NY	15	25S-48	40	25SS3/4NYS	15	2EE	112
25G12	14	25S-60	40	25SS3NP	15	2EMA	112
25G12NY	14	25SP-G-035W-P	31	25SS3NYS	15	2EMAP	112
25G1NY	15	25SP-G-035W-TPU1	31	25SS4NYS	15	2ES	112
25G2-1/2NY	15	25SP-G-040W-P	31	25SS5/8NYS	15	2EST	112
25G2-1/4NY	15	25SP-G-040W-TPU1	31	25SS6	14	2G	8
25G2-3/4NY	15	25SP-G-048W-P	31	25SS6NYS	14	2GNY	8
25G2NP	15	25SP-G-048W-TPU1	31	25VL-7	26	2HT	8
25G2NY	15	25SP-G-050W-P	31	25XLW	26	2S	9
25G3-1/2NY	15	25SP-G-050W-TPU1	31	27-12	39	2SNYS	9
25G3-1/4NY	15	25SP-G-057W-P	31	27-14	39	2SPB	9
25G3/4NP	15	25SP-G-057W-TPU1	31	27-16	39	2SPG	8
25G3/4NY	15	25SP-G-063W-P	31	27-18	39	2SPGNY	8
25G3NP	15	25SP-G-063W-TPU1	31	27-20	39	2SPHT	8
25G3NY	15	25SP-G-075W-P	31	27-22	39	2SPS	9
25G4-1/2NY	15	25SP-G-075W-TPU1	31	27-24	39	2SPSNYS	9
25G4NP	15	25SP-G-090W-P	31	27-26	39	2SPSS	9
25G4NY	15	25SP-G-090W-TPU1	31	27-28	39	2SS	9
25G5/8NY	15	25SP-G-100W-P	31	27-30	39	2VP	113
25G6	14	25SP-G-115W-P	31	27-32	39	2VPB	113
25G6NY	14	25SP-G-115W-TPU1	31	27-36	39	2VPBE	113
25G7/16NY	15	25SP-SS-035W-P	31	27-42	39	2VPBMA	113

Book Index By Ordering Number

Order Number	Page	Order Number	Page	Order Number	Page	Order Number	Page
2VPBS	113	35H30	41	375X-3	93	375XSJ48NCS	92
2VPE	113	35H36	41	375X-3-5SETS	93	375XSJ48SSC	92
2VPS	113	35H48	41	375X-30	95	375XSJ60NCS	92
2W	117	35H60	41	375X-36	95	375XSJ60SSC	92
2WE	117	35N	42	375X-42	95	375XSJ72SSC	92
2WL	117	35NS	42	375X-48	95	3B	9
2WS	117	35RD-BR10GB-4	110	375X-54	95	3G	8
2WT	117	35RD-BR10GB-4	121	375X-60	95	3GNY	8
3-1G	8	35RD-BR6GB-4	110	375X-72	95	3HT	8
3-1GNY	8	35RD-BR6GB-4	121	375XEJ18NB	92	3HT-WIDE	8
3-1HT	8	35RD-GB5-4	110	375XEJ24NB	92	3L	112
3-1S	9	35RD-GB8-4	110	375XEJ30NB	92	3L	112
3-1SS	9	35RH12	42	375XEJ36NB	92	3L	116
3-4-1/2G	8	35S-12	40	375XEJ42NB	92	3L-RRK	116
3-4-1/2G(26)W-8	10	35S-14	40	375XJ12NC	92	3S	9
3-4-1/2G(42)W-4	10	35S-16	40	375XJ14NC	92	3SNYS	9
3-4-1/2G(67)-10POP	10	35S-18	40	375XJ16NC	92	3SS	9
3-4-1/2GNY	8	35S-20	40	375XJ18NC	92	4-1/2-3HT	8
30023L	95	35S-24	40	375XJ18NCS	92	4-1/2-3RHTX	8
30023L	128	35S-30	40	375XJ20NC	92	4-1/2-3RHTX(45)W-4	10
30367RPR	137	35S-36	40	375XJ24NC	92	4-1/2-4RHTX(42)W-4	10
30LPSS	13	35S-42	40	375XJ24NCS	92	4-1/2-SW	9
30LSS	13	35S-48	40	375XJ24SC	92	4-1/2G	8
30PSS	13	35S-60	40	375XJ26NC	92	4-1/2GW	8
30SS	13	35SH12	41	375XJ30NC	92	4-1/2HT	8
310-RET-50	96	35SH24	41	375XJ30NCS	92	4-1/2RHTX	8
310-RET-50	103	35SH36	41	375XJ36NC	92	4-1/2RHTX(26)W-8	10
32068RPR	137	35SH48	41	375XJ36NCS	92	4-1/2RHTX(41)W-4	10
32070RPR	137	360E	128	375XJ36SC	92	4-1/2RHTX(45)W-4	10
324E	128	36H	13	375XJ42NC	92	4-1/2S	9
330E	128	36LEVER	26	375XJ42NCS	92	4-1/2SS	9
336E	128	36LLH	13	375XJ48NC	92	4-2G	8
348E	128	36LLLSS	13	375XJ48NCS	92	4-2GNY	8
35 CLIP	41	36LLSPH	13	375XJ48SC	92	4-2HT	8
35-12	39	36LLSPSS	13	375XJ60NC	92	4-2S	9
35-14	39	36LLSS	13	375XJ72NC	92	4-2SNYS	9
35-16	39	36SPH	13	375XS-2	93	41992RPR	110
35-18	39	36SPSS	13	375XS-2-5SETS	93	45 CLIP	41
35-20	39	36SS	13	375XS-3	93	45-12	39
35-24	39	36VL-7	26	375XS-3STS	93	45-14	39
35-30	39	375X-12	95	375XSJ18NCS	92	45-16	39
35-36	39	375X-14	95	375XSJ24NCS	92	45-18	39
35-42	39	375X-16	95	375XSJ24SSC	92	45-20	39
35-48	39	375X-18	95	375XSJ30NCS	92	45-24	39
35-60	39	375X-2	93	375XSJ30SSC	92	45-30	39
35E	42	375X-2-5SETS	93	375XSJ36NCS	92	45-36	39
35H12	41	375X-20	95	375XSJ36SSC	92	45-42	39
35H18	41	375X-24	95	375XSJ42NCS	92	45-48	39
35H24	41	375X-26	95	375XSJ42SSC	92	45-60	39

Book Index By Ordering Number

Order Number	Page	Order Number	Page	Order Number	Page	Order Number	Page
45H12	41	550-3STS	93	550SJ36SSC	93	7S	9
45H24	41	550J18NC	93	550SJ42NCS	93	7S-12	40
45H36	41	550J20NC	93	550SJ42SSC	93	7S-14	40
45H48	41	550J24NAC	93	550SJ48NCS	93	7S-16	40
45H60	41	550J24NC	93	550SJ48SSC	93	7S-18	40
45RH12	42	550J24NCS	93	550SJ60NCS	93	7S-20	40
45S-12	40	550J24SC	93	550SJ60SSC	93	7S-24	40
45S-18	40	550J24SSC	93	550SJ72NCS	93	7S-28	40
45S-20	40	550J26NC	93	550SJ72SSC	93	7S-30	40
45S-24	40	550J30NAC	93	55541RPR	36	7S-36	40
45S-30	40	550J30NC	93	55590RPR	36	7S-42	40
45S-36	40	550J30NCS	93	55S-18	40	7S-48	40
45S-42	40	550J30SC	93	55S-24	40	7S-60	40
45SH36	41	550J30SSC	93	55S-30	40	7S-Trans	42
45SH48	41	550J36NAC	93	55S-36	40	7SS	9
45U	42	550J36NC	93	55S-48	40	7SW	9
45US	42	550J36NCS	93	55W	42	820/840-1CB	129
4APSS	13	550J36SC	93	55WS	42	820/840-1XLCB	129
4B	9	550J36SSC	93	5APSS	13	820/840WA	57
4FH	106	550J42NAC	93	5G	8	820/840WA	129
4FH	121	550J42NC	93	5GW	8	840-36CL	57
4FH	127	550J42NCS	93	5HT	8	840-48CL	57
4G	8	550J42SC	93	5S	9	840-60CL	57
4GNY	8	550J42SSC	93	5SS	9	840-72CL	57
4HT	8	550J48NAC	93	5SW	9	840SD	57
4IN-LAUNDRY-TAPE CLAMP	58	550J48NC	93	62-RET-50	36	840SD	129
4S	9	550J48NCS	93	65-12	39	845-CBK	57
4SNYS	9	550J48SC	93	65-18	39	845836LD	57
4SS	9	550J48SSC	93	65-24	39	845848LD	57
5-3G	8	550J54NAC	93	65-30	39	845860LD	57
5-3HT	8	550J54NC	93	65-36	39	845872LD	57
5-3S	9	550J60NC	93	65-48	39	8D	114
55-12	39	550J72NC	93	65-60	39	8D	128
55-18	39	550MA-1	93	65X	42	900CBK	57
55-20	39	550MAJ18SSC	93	6APPSS	13	900CBK	130
55-24	39	550MAJ24SSC	93	6APSS	13	900CKK	130
55-30	39	550MAJ30SSC	93	6FH	106	900TDH	130
55-36	39	550MAJ36SSC	93	6FH	126	900TDH	131
55-42	39	550MAJ42SSC	93	6FH	127	A10	54
55-48	39	550MAJ48SSC	93	6G	8	A100P	48
55&65H24	41	550S-1	93	6GW	8	A10S	54
55&65H36	41	550S-1STS	93	6HT	8	A150P	48
55&65H48	41	550SJ18NCS	93	6IN-LAUNDRY-TAPE CLAMP	32	A312	50
55&65H60	41	550SJ18SSC	93	6IN-LAUNDRY-TAPE CLAMP	58	A31255	50
55&65RH12	42	550SJ24NCS	93	6S	9	A31274	50
55&65SH24	41	550SJ24SSC	93	6SS	9	AC-18	94
550-1	93	550SJ30NCS	93	6SW	9	AC-18	103
550-1-5SETS	93	550SJ30SSC	93	7G	8	AC-18-1	94
550-3	93	550SJ36NCS	93	7GW	8	AC-18-1	103

Book Index By Ordering Number

Order Number	Page	Order Number	Page	Order Number	Page	Order Number	Page
AC-24	94	AC6-60-1	104	ACS6-84-1	105	AERO-S30.5-1835	60
AC-24	103	AC6-72	104	ACV-24	104	AERO-S30.5-2135	60
AC-24-1	94	AC6-72-1	104	ACV-24-1	104	AERO-S30.5-325	60
AC-24-1	103	AC6-84	104	ACV-30	104	AERO-S30.5-625	60
AC-26	94	ACS-30	94	ACV-30-1	104	AERO-S30.5-925	60
AC-26	103	ACS-30	103	ACV-36	104	AERO-S10.5-230-25M	60
AC-26-1	94	ACS-30-1	94	ACV-36-1	104	AERO-S13-1225	60
AC-26-1	103	ACS-30-1	103	ACV-42	104	AERO-S13-1525	60
AC-30	94	ACS-36	94	ACV-42-1	104	AERO-S13-1835	60
AC-30	103	ACS-36	103	ACV-48	104	AERO-S13-2135	60
AC-30-1	94	ACS-36-1	94	ACV-48-1	104	AERO-S13-625	60
AC-30-1	103	ACS-36-1	103	Adapter Spring Clip	29	AERO-S13-925	60
AC-36	94	ACS-42	94	AERO-1225	60	AERO-S13-325	60
AC-36	103	ACS-42	103	AERO-1525	60	AERO-SPLICE-TAPE	60
AC-36-1	94	ACS-42-1	94	AERO-1835	60	AERO-STD-CW-G3	60
AC-36-1	103	ACS-42-1	103	AERO-2135	60	AERO-STD-CW-G3-KIT	60
AC-42	94	ACS-48	94	AERO-325	60	AH37530	96
AC-42	103	ACS-48	103	AERO-325	61	AH37536	96
AC-42-1	94	ACS-48-1	94	AERO-325 END BELT CLAMP	60	AH37542	96
AC-42-1	103	ACS-48-1	103	AERO-325-100MM-ARP	61	AH37548	96
AC-48	94	ACS-54	94	AERO-325-33MM-SDI-X4	61	AH530	96
AC-48	103	ACS-54	103	AERO-325-45MM-PWRTRANS	61	AH536	96
AC-48-1	94	ACS-54-1	94	AERO-325-60MM-ARP-	62	AH542	96
AC-48-1	103	ACS-54-1	103	AMMERAAL-TMP		AH548	96
AC-54-1	94	ACS-60	94	AERO-325-77MM-VGUIDE	61	AHP120-WNP-HAND	32
AC-54-1	103	ACS-60	103	AERO-325-77MM-VNOTCHED	61	AMIGO-1000-SPLICEPRESS	64
AC-60-1	94	ACS-60-1	94	AERO-325-77MM-VNOTCHED-	62	AMIGO-1000-08592	64
AC-60-1	103	ACS-60-1	103	INO-TMP		AMIGO-1000-08593	64
AC-72-1	94	ACS-72	103	AERO-325-CFTG-18SG-40	61	AMIGO-1000-08594	64
AC-72-1	103	ACS-72-1	103	AERO-325-CFTG-40FS-30-TMPLT	61	AMIGO-1000-08595	64
AC6-24	104	ACS6-36/900	105	AERO-325-CFTG-60SGNF-70-TMPLT	62	AMIGO-1000-08596	64
AC6-24-1	104	ACS6-36/900-1	105	AERO-325-CFTG60-SG30	61	AMIGO-1000-08597	64
AC6-30	104	ACS6-40	105	AERO-325-END-BLT-CLMPS	61	AMIGO-1000-08603	64
AC6-30-1	104	ACS6-40-1	105	AERO-625	60	AMIGO-1000-08710	64
AC6-36	104	ACS6-42	105	AERO-925	60	AMIGO-1000-08739	64
AC6-36-1	104	ACS6-42-1	105	AERO-G3-CBL-110V1PH	60	AMIGO-1000-08741	64
AC6-38	104	ACS6-46	105	AERO-G3-CBL-110V1PH	61	AMIGO-1000-08776	64
AC6-38-1	104	ACS6-46-1	105	AERO-G3-CBL-110V1PH-15	60	AMIGO-1000-08788	64
AC6-40	104	ACS6-48	105	AERO-G3-CBL-110V1PH-20	60	AMIGO-1000-08847	64
AC6-40-1	104	ACS6-48-1	105	AERO-G3-CBL-230V1PH	60	AMIGO-1000-08849	64
AC6-42	104	ACS6-52	105	AERO-G3-CBL-230V1PH-30	60	AMIGO-1000-08855	64
AC6-42-1	104	ACS6-52-1	105	AERO-G3-CBL-230V3PH	60	AMIGO-1000-08856	64
AC6-44	104	ACS6-54	105	AERO-G3-CBL-230V3PH-20	60	AMIGO-1000-BLADES-5	62
AC6-44-1	104	ACS6-54-1	105	AERO-G3-CBL-230V3PH-30	60	AMIGO-1000-BLADES-5	64
AC6-48	104	ACS6-60	105	AERO-G3-CBL-400V460	60	AMIGO-1000-CABLE-1X115-IEC520	62
AC6-48-1	104	ACS6-60-1	105	AERO-G3-CBL-460V3PH	60	AMIGO-1000-CABLE-1X230-IECL620	62
AC6-54	104	ACS6-72	105	AERO-G3-UMBILICAL	60	AMIGO-1000-CBLE-115-IEC520	64
AC6-54-1	104	ACS6-72-1	105	AERO-S30.5-1225	60	AMIGO-1000-CBLE-230-AS3112	64
AC6-60	104	ACS6-84	105	AERO-S30.5-1525	60	AMIGO-1000-CBLE-230-BS1363	64

Book Index By Ordering Number

Order Number	Page	Order Number	Page	Order Number	Page	Order Number	Page
AMIGO-1000-CBLE-230-CEE77	64	APF150W-100	47	ASL80H/3	48	BB455	50
AMIGO-1000-CBLE-230-CH2-16P	64	APF150W-50	47	ASL90/10	48	BBL-10	26
AMIGO-1000-CBLE-230-IECBR3	64	APF150W-500	47	ASL90/3	48	BBL-7	26
AMIGO-1000-CBLE-230-IECL620	64	AR1H	45	ASL90/30	48	BENCH-MOUNT-KIT-BALER-SKIVER	45
AMIGO-1000-RETURN-SIDE-KIT	64	AR1P	44	ASL90D/10	48	BEP-2.4U-BULK 2.4M UHMW BOX	90
AMIGO-1000-TMPLT-105846	64	AR1P	45	ASL90D/3	48	BEP-2.4U-KIT	90
AMIGO-1000-TMPLT-109228	63	AR3-15	45	ASL90D/30	48	BEP-8U-BULK 8FT UHMW BOX	90
AMIGO-1000-TMPLT-109228	64	ARJ10/250	44	ASLB50/10	48	BEP-8U-KIT	90
AMIGO-1000-TMPLT-109508	64	ARJ14/350	44	ASLB50/3	48	BEP-HW	90
AMIGO-1000-TMPLT-109629	64	ARJ4/100	44	ASLB50/30	48	BEP-INSTALL	90
AMIGO-625-RETURN-SIDE-KIT	62	ARJ6.8/173	44	ASLB60/3	48	BEP-LP	90
AMIGO-625-SPLICEPRESS	62	ARJ6/150	44	ASLB60/30	48	BEP-MHW BEP METRIC HDW KIT	90
AMIGO-625-TMPLT-08592	63	ARJ6/150SSI	44	ASLB90/3	48	BINDER-GAL	58
AMIGO-625-TMPLT-08593	63	ARJ7/175	44	ASLB90/30	48	BINDER-QT	58
AMIGO-625-TMPLT-08594	63	ARK-W/FOOT-PUMP	29	ASLB90D/10	48	BLADE-10	57
AMIGO-625-TMPLT-08595	63	ARK150-115V1PH-60HZ	29	ASLB90D/3	48	BLADE-14	57
AMIGO-625-TMPLT-08596	63	ARK150-WNP-115V1PH-60HZ	32	ASLB90D/30	48	BLADE-25-6	57
AMIGO-625-TMPLT-08597	63	ARLPJ6.8/173-8STS FASTENERS	44	ASLBLUE50/3	48	BLADE-KIT-5-BALER-SKIVER	45
AMIGO-625-TMPLT-08710	63	ARLPJ7/175-8STS FASTENERS	44	ASLBLUE60/3	48	BLOCK-10	57
AMIGO-625-TMPLT-08776	63	ARSH10/250	45	ASLBLUE90/3	48	BLOCK-14	57
AMIGO-625-TMPLT-08788	63	ARSH14/350	45	ASLHP60C	48	BLOCK-6	57
AMIGO-625-TMPLT-105844	63	ARSH4/100	45	ASLHP80	48	BN-1	58
AMIGO-625-TMPLT-109508	63	ARSH6/150	45	ASLHP90C	48	BN-1	127
AMIGO-625-TMPLT-109629	63	ARSH7/175	45	AV100	50	BOLT POSITIONING FGS	74
AMIGO-626 TMPLT-08847	63	ARSS1-10/250	45	AV20	50	BR-10-SE	119
AMIGO-FRICTIONTAPE-33X25	62	ARSS1-14/350	45	AV250	50	BR-10E-SE	119
AMIGO-FRICTIONTAPE-33X25	64	ARSS1-4/100	45	AVGBNE	56	BR-10MA-SE	119
AMIGO-RS-GUARD-ADAPTER-KIT	62	ARSS1-6/150	45	AVGBNE-500	56	BR-10S-SE	119
AMIGO-RS-GUARD-ADAPTER-KIT	64	ARSS1-7/175	45	AVGBNEB	56	BR-14	119
AMU4000-115V1PH-60HZ	28	ART-14	44	AVGBNEB-500	56	BR-14MA	119
AMU6000-115V1PH-60HZ	28	ART-7	44	AVGWNE-500	56	BR-530	122
AMU6000-400V3PH-50/60HZ	28	ART14-5	45	AVGWNEB	56	BR-536	122
APC-1	19	ART7-5	45	AVGWNEB-500	56	BR-542	122
APC-1	58	ART7-7	45	B10	54	BR-548	122
APF100B-100	47	ARTK-14	44	B10S	54	BR-560	122
APF100B-50	47	ARTK-7	44	B1B	96	BR10-BR14	119
APF100B-500	47	ASL160/25	48	B1B	115	BR101	119
APF100BLUE-100	47	ASL160/3	48	B2B	115	BR103	119
APF100BLUE-50	47	ASL190/10	48	B3B	115	BR141	119
APF100BLUE-500	47	ASL190/3	48	B437	50	BR151	121
APF100W-100	47	ASL50/3	48	B43740	50	BR300	121
APF100W-50	47	ASL50/30	48	B43750	50	BR359	121
APF100W-500	47	ASL60/10	48	B43755	50	BR500D	121
APF150B-100	47	ASL60/3	48	B43760	50	BR6	119
APF150B-50	47	ASL60/30	48	B43774	50	BR6-SE-24	119
APF150B-500	47	ASL60D/10	48	B43774M	50	BR6-SE-30	119
APF150BLUE-100	47	ASL60D/3	48	B823	128	BR6-SE-36	119
APF150BLUE-50	47	ASL60D/30	48	BB	50	BR6-SE-42	119
APF150BLUE-500	47	ASL60H/3	48	BB4	50	BR6E-SE-24	119

Book Index By Ordering Number

Order Number	Page	Order Number	Page	Order Number	Page	Order Number	Page
BR6E-SE-30	119	BRP6AL-72AB	123	CBR6B-E	120	CP1.4-057-100/BX	31
BR6E-SE-36	119	BRP6AL-84AB	123	CBR6B-E-W	120	CP1.4-063-100/BX	31
BR6E-SE-42	119	BRP6AL-96AB	123	CBR6B-E-W	120	CP1.4-075-100/BX	31
BR6MA-SE	119	BRPS	109	CBR6B-S	120	CP1.4-090-100/BX	31
BR6S-SE-24	119	BRPS	122	CBR6B-S-W	120	CP1.4-100-50/BX	31
BR6S-SE-30	119	BRR-1014	121	CBR6B-W	120	CP1.4-115-50/BX	31
BR6S-SE-36	119	BRR-11	121	CBR6C	120	CSRL8C/D	102
BR6S-SE-42	119	BRR-6	121	CBR6C-S	120	CSRL8C/D-S	102
Brass Bushing	28	BRR-DP	121	CBR6C-S-W	120	CSRL8C/D-S-W	102
BRP100-42	122	BT-1	115	CBR6C-W	120	CSRL8C/D-W	102
BRP100-48	122	BT-1	127	CBR6C/D	120	CSRL8D	102
BRP100-60	122	BV100	50	CBR6C/D-S	120	CSRL8D-S	102
BRP100-72	122	BV20	50	CBR6C/D-S-W	120	CSRL8D-S-W	102
BRP10AL-30AB	123	BV250	50	CBR6C/D-W	120	CSRL8D-W	102
BRP10AL-36AB	123	BVGBNE-500	56	CBR6D	120	CSRL8E	102
BRP10AL-42AB	123	BVGBNEB	56	CBR6D-S	120	CSRL8E-S	102
BRP10AL-48AB	123	BVGBNEB-500	56	CBR6D-S-W	120	CSRL8E-S-W	102
BRP10AL-60AB	123	BVGWNE-500	56	CBR6D-W	120	CSRL8E-W	102
BRP10AL-72AB	123	BVGWNEB-500	56	CBR6E	120	CSRL8F	102
BRP10AL-84AB	123	C10	54	CBR6E-S	120	CSRL8F-S	102
BRP10AL-96AB	123	C10S	54	CBR6E-S-W	120	CSRL8F-S-W	102
BRP2	122	C150	37	CBR6E-W	120	CSRL8F-W	102
BRP21	122	C1C	115	CEBC1	132	CSRL8G	102
BRP22-30	122	C2C	115	CEBC1 – REFURBISH	132	CSRL8G-S	102
BRP22-36	122	C3C	115	CEBC1-220	132	CSRL8G-S-W	102
BRP22-42	122	C531	50	CEBC1-CPLGM	133	CSRL8G-W	102
BRP22-48	122	C53150	50	CEBC1-DUK	133	CSRL8H	102
BRP22-60	122	C53155	50	CEBC1/CEBC2-BATMET	133	CSRL8H-S	102
BRP26	122	C53174	50	CEBC1/CEBC2-DRM	133	CSRL8H-S-W	102
BRP3	122	C62520	50	CEBC2	132	CSRL8H-W	102
BRP31	122	C62523	50	CEBC2 – REFURBISH	132	CSRL8I	102
BRP59-30	122	C62540	50	CEBC2-220	132	CSRL8I-S	102
BRP59-36	122	C62560	50	CEBC2-CPLGM	133	CSRL8I-S-W	102
BRP59-42	122	CABLE STRIPPER	19	CEBC2-DUK	133	CSRL8I-W	102
BRP59-48	122	CARDING	58	Clamp Knob Assembly	47	CSRL8J	102
BRP59-60	122	CBR6A	120	CLAMP-BAR-77MMBLT	66	CSRL8J-S	102
BRP6-10AL30CB	123	CBR6A-E	120	CLAMP-BAR-CFTG-60SGNF-70	66	CSRL8J-S-W	102
BRP6-10AL36CB	123	CBR6A-E-W	120	CLAMP-BAR-CFTG-SG	66	CSRL8J-W	102
BRP6-10AL42CB	123	CBR6A-S	120	CLIPPER SCISSORS	58	CSRL8K	102
BRP6-10AL48CB	123	CBR6A-S-W	120	CLIPPER-HOOKGAUGE	58	CSRL8K-S	102
BRP6-10AL60CB	123	CBR6A-W	120	CLIPS(550)	93	CSRL8K-S-W	102
BRP6-10AL72CB	123	CBR6A-W	120	CLRLB-M	139	CSRL8K-W	102
BRP6-10AL84CB	123	CBR6AA	120	Cover-12	27	CSRL8L-S-W	102
BRP6-10AL96CB	123	CBR6AA-E	120	Cover-25	27	CSRLA	102
BRP6AL-30AB	123	CBR6AA-E-W	120	Cover-38	27	CSRLA	120
BRP6AL-36AB	123	CBR6AA-S	120	CP1.4-035-100/BX	31	CSRLA-S	102
BRP6AL-42AB	123	CBR6AA-S-W	120	CP1.4-040-100/BX	31	CSRLA-S	120
BRP6AL-48AB	123	CBR6AA-W	120	CP1.4-048-100/BX	31	CSRLA-S-W	102
BRP6AL-60AB	123	CBR6B	120	CP1.4-050-100/BX	31	CSRLA-S-W	120

Book Index By Ordering Number

Order Number	Page	Order Number	Page	Order Number	Page	Order Number	Page
CSRLA-W	102	CSRLF-W	120	EBC1	132	EPRDVS-DR	110
CSRLA-W	120	CSRLG	102	EBC1 – REFURBISH	132	Face Strip Knobs	23
CSRLB	102	CSRLG-S	102	EBC1-220	132	Face Strip Knobs	25
CSRLB	120	CSRLG-S-W	102	EBC1-220-DR	133	FBG1	108
CSRLB-S	102	CSRLG-S-W	120	EBC1-CPLGM	133	FBG1	115
CSRLB-S	120	CSRLG-W	102	EBC1-DR	133	FBG1	127
CSRLB-S-W	102	CSRLG-W	120	EBC1/CEBC1-B	133	FG LEVER KIT	74
CSRLB-S-W	120	CSSP1.4X30M	22	EBC1/CEBC1-RK	133	FG LEVER KIT	79
CSRLB-W	102	CSSP2.5X30M	22	EBC2	132	FG-C-GAUGE	74
CSRLB-W	120	CUTTER-14	57	EBC2 – REFURBISH	132	FG-C-GAUGE C	70
CSRLC	102	CUTTER-25-6	57	EBC2-220	132	FG-MTG-KIT-90DEG BRKT KIT	69
CSRLC	120	CUTTER-UNIBAR	58	EBC2-220-DR	133	FG-MTG-KIT-SLOPED BRKT KIT	69
CSRLC-S	102	CV100	50	EBC2-CPLGM	133	FG-MTG-KIT-WVB WIDE V BRKT	73
CSRLC-S	120	CVGBNE-300	56	EBC2-DR	133	FG-MTG-KIT-YBK Y BRKT KIT	73
CSRLC-S-W	102	CVGBNEB-300	56	EBC2/CEBC2-B	133	FG-SQSB-28/711	74
CSRLC-S-W	120	CVGWNE-300	56	EBC2/CEBC2-RK	133	FG-SQSB-34/863	74
CSRLC-W	102	CVGWNEB-300	56	EC1-1/4	53	FG-SQSB-40/1016	74
CSRLC-W	120	CW1024	54	EC1-1/4-C	53	FG-SQSB-46/1168	74
CSRLC/D	102	CW25/100	54	EC1-1/4-T	53	FG-SQSB-52/1320	74
CSRLC/D	120	CWS1024	54	EC2	53	FG-SQSB-58/1473	74
CSRLC/D-S	102	D750	50	EC2-C	53	FG-SQSB-64/1625	74
CSRLC/D-S	120	D75050	50	EC2-T	53	FGB-BL2-12/305	70
CSRLC/D-S-W	102	D75060	50	EC3	53	FGB-BL2-12/305 RPL BLADE BLUE	78
CSRLC/D-S-W	120	D75074	50	EC3-C	53	FGB-BL2-18/457 RPL BLADE BLUE	78
CSRLC/D-W	102	DL065	20	EC3-T	53	FGB-BL2-24/610 RPL BLADE BLUE	78
CSRLC/D-W	120	DL065-C	18	EC4	53	FGB-BL2-30/762 RPL BLADE BLUE	78
CSRLD	102	DL065X25FT-W/5FT	19	EC4-C	53	FGB-BL2-36/914 RPL BLADE BLUE	78
CSRLD	120	DL079	20	EC4-T	53	FGB-BL2-42/1067 RPL BLADE BLUE	78
CSRLD-S	102	DL093	20	EC4F	53	FGB-BL2-48/1219 RPL BLADE BLUE	78
CSRLD-S	120	DL093-C	18	EC4FT	53	FGB-BL2-54/1372 RPL BLADE BLUE	78
CSRLD-S-W	102	DL093X10FT-W/10FT	19	EC6	53	FGB-BL2-60/1524 RPL BLADE BLUE	78
CSRLD-S-W	120	DL093X25FT-W/5FT	19	EC6-C	53	FGB-BL2-66/1676 RPL BLADE BLUE	78
CSRLD-W	102	DL109	20	EC6F	53	FGB-BL2-72/1828 RPL BLADE BLUE	78
CSRLD-W	120	DL109-C	18	ECF	53	FGB-BL2-78/1981 RPL BLADE BLUE	78
CSRLE	102	DL125	20	ECFS	53	FGB-BL2-84/2134 RPL BLADE BLUE	78
CSRLE	120	DL125-C	18	ECFT	53	FGB-BL3-12/305	74
CSRLE-S	102	DOOR BATTERY BOX ASSY	57	EH-12	27	FGB-BL3-18/457	70
CSRLE-S	120	DR-SW	110	EH-12-100V-50HZ	27	FGB-BL3-18/457	74
CSRLE-S-W	102	DSS065	20	EH-12-100V-60HZ	27	FGB-BL3-24/610	70
CSRLE-S-W	120	DSS065-C	18	EH-25	27	FGB-BL3-24/610	74
CSRLE-W	102	DSS093	20	EH-25-100V-50HZ	27	FGB-BL3-30/762	70
CSRLE-W	120	DSS093-123	20	EH-25-100V-60HZ	27	FGB-BL3-30/762	74
CSRLF	102	DSS093-246	20	EH-25-230V3PH-50/60HZ	27	FGB-BL3-36/914	70
CSRLF	120	DSS093-C	18	EH-38	27	FGB-BL3-36/914	74
CSRLF-S	102	DSS109	20	EH-38-100V-50HZ	27	FGB-BL3-42/1067	70
CSRLF-S	120	DSS109-C	18	EH-38-100V-60HZ	27	FGB-BL3-42/1067	74
CSRLF-S-W	102	EBC/CEBC-BK	133	EH-38-230V3PH-50/60HZ	27	FGB-BL3-48/1219	70
CSRLF-S-W	120	EBC/CEBC-EB	133	EPRDSS-DR	110	FGB-BL3-48/1219	74
CSRLF-W	102	EBC/CEBC-H	133	EPRDSSK-1	110	FGB-BL3-54/1372	70

Book Index By Ordering Number

Order Number	Page	Order Number	Page	Order Number	Page	Order Number	Page
FGB-BL3-60/1524	70	FGB-MDDD3-48/1219	74	FGO-RGKIT-32	70	FGPES-A-BL3-30/762	73
FGB-MD2-12/305 RPL BLD MTL DT	78	FGB-MDDD3-48/1219	78	FGO-RSM/1 RPL	70	FGPES-A-BL3-36/914	73
FGB-MD2-18/457 RPL BLD MTL DT	78	FGB-MDDD3-54/1372	70	FGP-24/610 RPL POLE	70	FGPES-A-BL3-42/1067	73
FGB-MD2-24/610 RPL BLD MTL DT	78	FGB-MDDD3-60/1524	70	FGP-30/762 RPL POLE	70	FGPES-A-BL3-48/1219	73
FGB-MD2-30/762 RPL BLD MTL DT	78	FGB-MDDD3S-54/1372 RPL BLD	78	FGP-BL3-12	69	FGPES-A-MD3-12/305	73
FGB-MD2-36/914 RPL BLD MTL DT	78	MDDD		FGP-BL3-18	69	FGPES-A-MD3-18/457	73
FGB-MD2-42/1067 RPL BLD MTL DT	78	FGB-MDDD3S-60/1524 RPL BLD	78	FGP-BL3-24	69	FGPES-A-MD3-24/610	73
FGB-MD2-48/1219 RPL BLD MTL DT	78	MDDD		FGP-BL3-30	69	FGPES-A-MD3-30/762	73
FGB-MD2-54/1372 RPL BLD MTL DT	78	FGB-MDDD3S-66/1676 RPL BLD	78	FGP-BL3-36	69	FGPES-A-MD3-36/914	73
FGB-MD2-60/1524 RPL BLD MTL DT	78	MDDD		FGP-BL3-42	69	FGPES-A-MD3-42/1067	73
FGB-MD2-66/1676 RPL BLD MTL DT	78	FGB-MDDD3S-72/1828 RPL BLD	78	FGP-BL3-48	69	FGPES-A-MD3-48/1219	73
FGB-MD2-72/1828 RPL BLD MTL DT	78	MDDD		FGP-BL3-54	69	FGPES-A-MDDD3-12/305	73
FGB-MD2-78/1981 RPL BLD MTL DT	78	FGB-MDDD3S-78/1981 RPL BLD	78	FGP-BL3-60	69	FGPES-A-MDDD3-18/457	73
FGB-MD2-84/2134 RPL BLD MTL DT	78	MDDD		FGP-MD3-12	69	FGPES-A-MDDD3-24/610	73
FGB-MD3-12/305	70	FGB-MDDD3S-84/2134 RPL BLD	78	FGP-MD3-18	69	FGPES-A-MDDD3-30/762	73
FGB-MD3-12/305	74	MDDD		FGP-MD3-24	69	FGPES-A-MDDD3-36/914	73
FGB-MD3-18/457	70	FGB-W2-12/305 RPL BLADE WHT	78	FGP-MD3-30	69	FGPES-A-MDDD3-42/1067	73
FGB-MD3-18/457	74	FGB-W2-18/457 RPL BLADE WHT	78	FGP-MD3-36	69	FGPES-A-MDDD3-48/1219	73
FGB-MD3-24/6	70	FGB-W2-24/610 RPL BLADE WHT	78	FGP-MD3-42	69	FGPES-A-W3-12/305	73
FGB-MD3-24/610	74	FGB-W2-30/762 RPL BLADE WHT	78	FGP-MD3-48	69	FGPES-A-W3-18/457	73
FGB-MD3-30/762	70	FGB-W2-36/914 RPL BLADE WHT	78	FGP-MD3-54	69	FGPES-A-W3-24/610	73
FGB-MD3-30/762	74	FGB-W2-42/1067 RPL BLADE WHT	78	FGP-MD3-60	69	FGPES-A-W3-30/762	73
FGB-MD3-36/914	70	FGB-W2-48/1219 RPL BLADE WHT	78	FGP-MDDD3-12	69	FGPES-A-W3-36/914	73
FGB-MD3-36/914	74	FGB-W2-54/1372 RPL BLADE WHT	78	FGP-MDDD3-18	69	FGPES-A-W3-42/1067	73
FGB-MD3-42/1067	70	FGB-W2-60/1524 RPL BLADE WHT	78	FGP-MDDD3-24	69	FGPES-A-W3-48/1219	73
FGB-MD3-42/1067	74	FGB-W2-66/1676 RPL BLADE WHT	78	FGP-MDDD3-30	69	FGPES-B-BL3-12/305	73
FGB-MD3-48/1219	70	FGB-W2-72/1828 RPL BLADE WHT	78	FGP-MDDD3-36	69	FGPES-B-BL3-18/457	73
FGB-MD3-48/1219	74	FGB-W2-78/1981 RPL BLADE WHT	78	FGP-MDDD3-42	69	FGPES-B-BL3-24/610	73
FGB-MD3-54/1372	70	FGB-W2-84/2134 RPL BLADE WHT	78	FGP-MDDD3-48	69	FGPES-B-BL3-30/762	73
FGB-MD3-60/1524	70	FGB-W3-12/305	70	FGP-MDDD3-54	69	FGPES-B-BL3-36/914	73
FGB-MDDD3-12/305	70	FGB-W3-12/305	74	FGP-MDDD3-60	69	FGPES-B-BL3-42/1067	73
FGB-MDDD3-12/305	74	FGB-W3-18/457	70	FGP-MOUNT-BASE-BEARING	69	FGPES-B-BL3-48/1219	73
FGB-MDDD3-12/305	78	FGB-W3-18/457	74	FGP-MOUNT-FLANGE-BEARING	69	FGPES-B-MD3-12/305	73
FGB-MDDD3-18/457	70	FGB-W3-24/610	70	FGP-MOUNT-FRAME	69	FGPES-B-MD3-18/457	73
FGB-MDDD3-18/457	74	FGB-W3-24/610	74	FGP-MOUNT-TWO-PIECE	69	FGPES-B-MD3-24/610	73
FGB-MDDD3-18/457	78	FGB-W3-30/762	70	FGP-SECONDARY-ADAPTER-BRKT	69	FGPES-B-MD3-30/762	73
FGB-MDDD3-24/610	70	FGB-W3-30/762	74	FGP-W3-12	69	FGPES-B-MD3-36/914	73
FGB-MDDD3-24/610	74	FGB-W3-36/914	70	FGP-W3-18	69	FGPES-B-MD3-42/1067	73
FGB-MDDD3-24/610	78	FGB-W3-36/914	74	FGP-W3-24	69	FGPES-B-MD3-48/1219	73
FGB-MDDD3-30/762	70	FGB-W3-42/1067	70	FGP-W3-30	69	FGPES-B-MDDD3-12/305	73
FGB-MDDD3-30/762	74	FGB-W3-42/1067	74	FGP-W3-36	69	FGPES-B-MDDD3-18/457	73
FGB-MDDD3-30/762	78	FGB-W3-48/1219	70	FGP-W3-42	69	FGPES-B-MDDD3-24/610	73
FGB-MDDD3-36/914	70	FGB-W3-48/1219	74	FGP-W3-48	69	FGPES-B-MDDD3-30/762	73
FGB-MDDD3-36/914	74	FGB-W3-54/1372	70	FGP-W3-54	69	FGPES-B-MDDD3-36/914	73
FGB-MDDD3-36/914	78	FGB-W3-60/1524	70	FGP-W3-60	69	FGPES-B-MDDD3-42/1067	73
FGB-MDDD3-42/1067	70	FGENDPLT	70	FGPBSG	70	FGPES-B-MDDD3-48/1219	73
FGB-MDDD3-42/1067	74	FGHEXNUT	70	FGPES-A-BL3-12/305	73	FGPES-B-W3-12/305	73
FGB-MDDD3-42/1067	78	FGHRDWRKIT	70	FGPES-A-BL3-18/457	73	FGPES-B-W3-18/457	73
FGB-MDDD3-48/1219	70	FGO-RGKIT-1	70	FGPES-A-BL3-24/610	73	FGPES-B-W3-24/610	73

Book Index By Ordering Number

Order Number	Page	Order Number	Page	Order Number	Page	Order Number	Page
FGPES-B-W3-30/762	73	FGS-AB-MD2-54/1372	77	FGS-B-MDDDD3-36/914	77	FGTS-60/1500	70
FGPES-B-W3-36/914	73	FGS-AB-MD2-60/1524	77	FGS-B-MDDDD3-42/1067	77	FGTS-XL	70
FGPES-B-W3-42/1067	73	FGS-AB-MD2-66/1676	77	FGS-B-MDDDD3-48/1219	77	FHGP18	92
FGPES-B-W3-48/1219	73	FGS-AB-MD2-72/1829	77	FGS-B-W2-12/305	77	FHGP24	92
FGPIN	70	FGS-AB-MD2-78/1981	77	FGS-B-W2-18/457	77	FHGP24-1	92
FGPS-BSG-RNG	74	FGS-AB-MD2-84/2134	77	FGS-B-W2-24/610	77	FHGP30	92
FGPS-BSG-SQ	74	FGS-AB-MDDDD3-54/1372	77	FGS-B-W2-30/762	77	FHGP30-1	92
FGPSHWKIT RPL HARDWARE KIT	74	FGS-AB-MDDDD3-60/1524	77	FGS-B-W2-36/914	77	FHGP36	92
FGPW-36/914 RPL POLE	70	FGS-AB-MDDDD3-66/1676	77	FGS-B-W2-42/1067	77	FHGP36-1	92
FGPW-42/1067 RPL POLE	70	FGS-AB-MDDDD3-72/1829	77	FGS-B-W2-48/1219	77	FHGP42	92
FGPW-48/1219 RPL POLE	70	FGS-AB-MDDDD3-78/1981	77	FGS-BLADE-GAUGE	79	FHGP42-1	92
FGPW-54/1372 RPL POLE	70	FGS-AB-MDDDD3-84/2134	77	FGS-FGPES-EU-MP MNTING PLATE	74	FHGP48	92
FGPW-60/1524 RPL POLE	70	FGS-AB-W2-54/1372	77	FGS-FGPES-EU-MP MNTING PLATE	79	FHGP48-1	92
FGPW-66/1676 RPL POLE	70	FGS-AB-W2-60/1524	77	FGS-FGPES-PM BLANK MNTG PLT	74	FHGP60	92
FGPW-72/1829 RPL POLE	70	FGS-AB-W2-66/1676	77	FGS-FGPES-PM BLANK MNTG PLT	79	FHGP60-1	92
FGS-A-BL2-12/305	77	FGS-AB-W2-72/1829	77	FGS-MP MOUNTING PLATE	74	FILLRUBBER-4	126
FGS-A-BL2-18/457	77	FGS-AB-W2-78/1981	77	FGS-MP MOUNTING PLATE	79	FL-L-SP	138
FGS-A-BL2-24/610	77	FGS-AB-W2-84/2134	77	FGS-PB POSITIONING BOLT	79	FL-M-SP	138
FGS-A-BL2-30/762	77	FGS-B-18/457 REPL BAR	79	FGS-S-102/2591 REPL SHAFT	79	FL-PKIT-ML	139
FGS-A-BL2-36/914	77	FGS-B-24/610 REPL BAR	79	FGS-S-108/2743 REPL SHAFT	79	FL-PKIT-XL	139
FGS-A-BL2-42/1067	77	FGS-B-30/762 REPL BAR	79	FGS-S-30/762 REPL SHAFT	79	FL-XL-SP	138
FGS-A-BL2-48/1219	77	FGS-B-36/914 REPL BAR	79	FGS-S-36/914 REPL SHAFT	79	FL1-1/2BNE	55
FGS-A-MD2-12/305	77	FGS-B-42/1067 REPL BAR	79	FGS-S-42/1067 REPL SHAFT	79	FL11C	115
FGS-A-MD2-18/457	77	FGS-B-48/1219 REPL BAR	79	FGS-S-48/1219 REPL SHAFT	79	FL1BNE	55
FGS-A-MD2-24/610	77	FGS-B-54/1372 REPL BAR	79	FGS-S-54/1372 REPL SHAFT	79	FL7C	96
FGS-A-MD2-30/762	77	FGS-B-60/1524 REPL BAR	79	FGS-S-60/1524 REPL SHAFT	79	FL7C	115
FGS-A-MD2-36/914	77	FGS-B-66/1676 REPL BAR	79	FGS-S-66/1676 REPL SHAFT	79	FLCK	138
FGS-A-MD2-42/1067	77	FGS-B-72/1829 REPL BAR	79	FGS-S-78/1981 REPL SHAFT	79	FLCP	139
FGS-A-MD2-48/1219	77	FGS-B-78/1981 REPL BAR	79	FGS-S-84/2134 REPL SHAFT	79	FLEL-L	139
FGS-A-MDDDD3-12/305	77	FGS-B-84/2134 REPL BAR	79	FGS-S-90/2286 REPL SHAFT	79	FLEL-M	139
FGS-A-MDDDD3-18/457	77	FGS-B-90/2286 REPL BAR	79	FGS-S-96/2438 REPL SHAFT	79	FLELK-XL	139
FGS-A-MDDDD3-24/610	77	FGS-B-BL2-12/305	77	FGS-SB SNAP BUSHING	79	FLELP	139
FGS-A-MDDDD3-30/762	77	FGS-B-BL2-18/457	77	FGS-TA TORQUE ARM	79	FLRLB-L-SP	139
FGS-A-MDDDD3-36/914	77	FGS-B-BL2-24/610	77	FGSHWKIT REPL HARDWARE KIT	79	FLRP	139
FGS-A-MDDDD3-42/1067	77	FGS-B-BL2-30/762	77	FGSTNDOFFKIT-1	70	FLTW-L-SP	139
FGS-A-MDDDD3-48/1219	77	FGS-B-BL2-36/914	77	FGSTNDOFFKIT-8	70	FLTW-M-SP	139
FGS-A-W2-12/305	77	FGS-B-BL2-42/1067	77	FGTBSG	70	FLTW-XL-SP	139
FGS-A-W2-18/457	77	FGS-B-BL2-48/1219	77	FGTC-TWA TENSIONER	74	FLVRL-XL-SP	139
FGS-A-W2-24/610	77	FGS-B-MD2-12/305	77	WELDMENT A		FPD-RK	110
FGS-A-W2-30/762	77	FGS-B-MD2-18/457	77	FGTC-TWA TENSIONER	79	FRT-1	115
FGS-A-W2-36/914	77	FGS-B-MD2-24/610	77	WELDMENT A		FSGOLD1-24	23
FGS-A-W2-42/1067	77	FGS-B-MD2-30/762	77	FGTC-TWB TENSIONER	74	FSGOLD1-36	23
FGS-A-W2-48/1219	77	FGS-B-MD2-36/914	77	WELDMENT B		FSGOLD1-48	23
FGS-AB-BL2-54/1372	77	FGS-B-MD2-42/1067	77	FGTC-TWB TENSIONER	79	FSGOLD1-60	23
FGS-AB-BL2-60/1524	77	FGS-B-MD2-48/1219	77	WELDMENT B		FSGOLD2-24	23
FGS-AB-BL2-66/1676	77	FGS-B-MDDDD3-12/305	77	FGTHSG	70	FSGOLD2-36	23
FGS-AB-BL2-72/1829	77	FGS-B-MDDDD3-18/457	77	FGTHUB	70	FSGOLD2-48	23
FGS-AB-BL2-78/1981	77	FGS-B-MDDDD3-24/610	77	FGTS-20/500	70	FSGOLD2-60	23
FGS-AB-BL2-84/2134	77	FGS-B-MDDDD3-30/762	77	FGTS-36/900	70	FSGOLD36-24	23

Book Index By Ordering Number

Order Number	Page	Order Number	Page	Order Number	Page	Order Number	Page
FSGOLD36-36	23	FSMAN36-60	24	G005A-SS-600W-8/BX	22	HB1	96
FSGOLD36-48	23	FSMAN36-72	24	G005A-SS-900W-8/BX	22	HB1	115
FSGOLD36-60	23	FSMAN36-MICRO	25	G006-SS-1200W-8/BX	22	HB1	116
FSGOLD4-1/2-24	23	FSMAN4-1/2-24	24	G006-SS-1500W-8/BX	22	HB2	115
FSGOLD4-1/2-36	23	FSMAN4-1/2-36	24	G006-SS-300W-12/BX	22	HB2	116
FSGOLD4-1/2-48	23	FSMAN4-1/2-48	24	G006-SS-600W-8/BX	22	HB3	115
FSGOLD4-1/2-60	23	FSMAN4-1/2-60	24	G006-SS-900W-8/BX	22	HB3	116
FSGOLDG-1201	23	FSMAN4-1/2-72	24	G006A-SS-1200W-8/BX	22	HD1	53
FSGOLDG-1501	23	FSMAN4-1/2-MICRO	25	G006A-SS-1500W-8/BX	22	HD1-1/4-F	53
FSGOLDG-601	23	FSMANG-1201	24	G006A-SS-300W-12/BX	22	HD1-1/4-F	54
FSGOLDG-901	23	FSMANG-1501	24	G006A-SS-600W-8/BX	22	HD1-F	53
FSGOLDGXL-1201	23	FSMANG-1801	24	G006A-SS-900W-8/BX	22	HD1-F	54
FSGOLDGXL-1501	23	FSMANG-351-MICRO	25	G008-SS-1200W-12/BOX	22	HD1-FS	53
FSGOLDGXL-601	23	FSMANG-601	24	G008-SS-1500W-12/BOX	22	HD1-FS	54
FSGOLDGXL-901	23	FSMANG-901	24	G008-SS-300W-12/BOX	22	HD1S	53
FSK-1B	137	FSMANGXL-1201	24	G008-SS-600W-12/BOX	22	HD2	53
FSK-1BA	137	FSMANGXL-1501	24	G008-SS-900W-12/BOX	22	HDCCS-900-24	131
FSK-1C	137	FSMANGXL-1801	24	G1/2-F	54	HDCCS-900-36	131
FSK-1R	137	FSMANGXL-351-MICRO	25	G1/2-FS	54	HDCCS-900-48	131
FSK-1S	137	FSMANGXL-601	24	G3/4-F	54	HDCCS-900-60	131
FSK2-BAT5A	137	FSMANGXL-901	24	G3/4-FS	54	HDCCS-900-72	131
FSK2-DR18V	137	FXC-1BATT	125	G5/8-F	54	HDCCS-900-84	131
FSK2-FDRA	137	FXC-AGA	126	G5/8-FS	54	HDCCS-BS	131
FSK2-FM	137	FXC-CCW	126	GAUGE KEY STP MASTER SET	83	HDCCS-CBK	131
FSK2M	137	FXC-CD-AB	125	GAUGE KIT STP 1.5IN-3IN	83	HDCCS-SB	131
FSK2MP	137	FXC-CD-CD	125	GAUGE KIT STP 4IN-10IN	83	HDCCS-SDA	131
FSK2MXL	137	FXC-CD-EFG	125	GAUGE KIT STP BRIDGE	83	HDCCS-SKK	131
FSK2MXLP	137	FXC-CD-HIJ	125	GC-1	58	HITCHGD-V1-CENTER-SEG-10PC-PK	86
FSMAN1-24	24	FXC-CDW	126	GCB-50	58	HITCHGD-V1-CENTER-SEG-10PC-PK	86
FSMAN1-36	24	FXC-CN	126	GFSAA00-14	25	HITCHGD-V1-CENTER-SEGMENT-	86
FSMAN1-48	24	FXC-DH-2	125	GFSAA00-24	24	3IN	
FSMAN1-60	24	FXC-FRP	126	GFSAA00-36	24	HITCHGD-V1-CENTER-SEGMENT-	86
FSMAN1-72	24	FXC-FRT	126	GFSAA00-48	24	3IN	
FSMAN1-MICRO	25	FXC-HC	126	GFSAA1&7-14	25	HITCHGD-V1-CENTER-SEGMENT-	86
FSMAN2-24	24	FXC-ITK	125	GFSAGP00-36	24	3IN-468PC	
FSMAN2-36	24	FXC-OBSH	126	GFSAGP1&7-24	24	HITCHGD-V1-KIT-36IN	86
FSMAN2-48	24	FXC-PCB	125	GFSAGP1&7-36	24	HITCHGD-V1-KIT-42IN	86
FSMAN2-60	24	FXC-PCBK	125	GFSAGP1&7-48	24	HITCHGD-V1-KIT-48IN	86
FSMAN2-72	24	FXC-POB	126	GFSAGP1&7-60	24	HITCHGD-V1-KIT-60IN	86
FSMAN2-MICRO	25	FXC-ROB	126	GFSAM1&7-24	24	HITCHGD-V1-KIT-72IN	86
FSMAN30-24	24	FXC-SOB-20	126	GFSAM1&7-36	24	HITCHGD-V1-LEFT-END-SEGMENT	86
FSMAN30-36	24	G005-SS-1200W-8/BX	22	GFSAM1&7-48	24	HITCHGD-V1-LEFT-END-SEGMENT	86
FSMAN30-48	24	G005-SS-1500W-8/BX	22	GFSAM1&7-60	24	HITCHGD-V1-LEFT-END-SEGMENT-	86
FSMAN30-60	24	G005-SS-300W-12/BX	22	Guide Blk Kit > 50,000	23	24PC	
FSMAN30-72	24	G005-SS-600W-8/BX	22	Guide Blk Kit > 50,000	25	HITCHGD-V1-LEFT-SEG-5PC-PK	86
FSMAN30-MICRO	25	G005-SS-900W-8/BX	22	Guide Blk Kit 3,500 – 50,000	23	HITCHGD-V1-LEFT-SEG-5PC-PK	86
FSMAN36-24	24	G005A-SS-1200W-8/BX	22	Guide Blk Kit 3,500 – 50,000	25	HITCHGD-V1-MOUNTING-KIT	86
FSMAN36-36	24	G005A-SS-1500W-8/BX	22	H100	96	HITCHGD-V1-MOUNTING-PLATE	86
FSMAN36-48	24	G005A-SS-300W-12/BX	22	H100	126	HITCHGD-V1-RIGHT-END-SEGMENT	86

Book Index By Ordering Number

Order Number	Page	Order Number	Page	Order Number	Page	Order Number	Page
HITCHGD-V1-RIGHT-END-SEGMENT	86	HR1-12	27	L1-F	52	LACING	58
HITCHGD-V1-RIGHT-END-SEGMENT-24PC	86	HR1-12	27	L1-W-1/2"	52	LASER BELT SQUARE	57
HITCHGD-V1-RIGHT-SEG-5PC-PK	86	HR1-25	27	L1-W-3/4"	52	LG1-1/2	54
HITCHGD-V1-RIGHT-SEG-5PC-PK	86	HR1-38	27	L1-W-5/8"	52	LG1-1/2-C	54
HITCHGD-V1-SCNR-MNTNG-KIT-12PC	86	HR1LW95	26	L1-WS-1/2"	52	LG2	54
		HR25-12	27	L1-WS-3/4"	52	LG2-C	54
		HR25-12	27	L1-WS-5/8"	52	LG3/4-F	54
HITCHGD-V1-SUPPORT-BAR-38IN	86	HR25-25	27	L1/2-F	52	LG3/4-FS	54
HITCHGD-V1-SUPPORT-BAR-38IN	86	HR25-38	27	L1/2-FS	52	Linear Bearing	28
HITCHGD-V1-SUPPORT-BAR-38IN-5PC	86	HR25LW95	26	L2-B-1/2"	52	LP1/36-12	27
		HR2LW95	26	L2-B-3/4"	52	LP1/36-12	27
HITCHGD-V1-SUPPORT-BAR-42IN-5PC	86	HR36-12	27	L2-B-5/8"	52	LP1/36-25	27
		HR36-12	27	L2-BS-1/2"	52	LP1/36-38	27
HITCHGD-V1-SUPPORT-BAR-44IN	86	HR36-25	27	L2-BS-3/4"	52	LP2-12	27
HITCHGD-V1-SUPPORT-BAR-44IN	86	HR36-38	27	L2-BS-5/8"	52	LP2-12	27
HITCHGD-V1-SUPPORT-BAR-48IN-5PC	86	HR36LW95	26	L2-W-1/2"	52	LP2-25	27
		HRREG-12	27	L2-W-3/4"	52	LP2-38	27
HITCHGD-V1-SUPPORT-BAR-50IN	86	HRREG-12	27	L2-W-5/8"	52	LPGOLD1/36-24	23
HITCHGD-V1-SUPPORT-BAR-50IN	86	HRREG-25	27	L2-WS-1/2"	52	LPGOLD1/36-36	23
HITCHGD-V1-SUPPORT-BAR-60IN-5PC	86	HRREG-38	27	L2-WS-3/4"	52	LPGOLD1/36-48	23
		HSP3	108	L2-WS-5/8"	52	LPGOLD1/36-60	23
HITCHGD-V1-SUPPORT-BAR-62IN	86	HSP3	115	L3-B-1/2"	52	LPGOLDREG-24	23
HITCHGD-V1-SUPPORT-BAR-62IN	86	HSP3	127	L3-B-3/4"	52	LPGOLDREG-36	23
HITCHGD-V1-SUPPORT-BAR-72IN-5PC	86	HW1	115	L3-B-5/8"	52	LPGOLDREG-48	23
		HW1	116	L3-BS-1/2"	52	LPGOLDREG-60	23
HITCHGD-V1-SUPPORT-BAR-74IN	86	HW1 POWER WRENCH	96	L3-BS-3/4"	52	LPMAN1/36-24	24
HITCHGD-V1-SUPPORT-BAR-74IN	86	HW2	115	L3-BS-5/8"	52	LPMAN1/36-24	24
HITCHGD-V1-SYM-END-SEGMENT-24PC	86	HW2	116	L3-W-1/2"	52	LPMAN1/36-36	24
		HW3	115	L3-W-3/4"	52	LPMAN1/36-36	24
HITCHGD-V3-KIT-36IN	86	HW3	116	L3-W-5/8"	52	LPMAN1/36-48	24
HITCHGD-V3-KIT-42IN	86	KNOB 8 POINT	131	L3-WS-1/2"	52	LPMAN1/36-48	24
HITCHGD-V3-KIT-48IN	86	L1-1/2-B-1/2"	52	L3-WS-3/4"	52	LPMAN1/36-60	24
HITCHGD-V3-KIT-60IN	86	L1-1/2-B-3/4"	52	L3-WS-5/8"	52	LPMAN1/36-60	24
HITCHGD-V3-KIT-72IN	86	L1-1/2-B-5/8"	52	L3/4-F	52	LPMAN1/36-72	24
HITCHGD-V3-MOUNTING-KIT	86	L1-1/2-BS-1/2"	52	L3/4-FS	52	LPMAN1/36-72	24
HITCHGD-V3-MOUNTING-PLATE	86	L1-1/2-BS-3/4"	52	L5/8-B-1/2"	52	LPMAN1/36-MICRO	25
HITCHGD-V3-UNIV-MNTNG-KIT-12PC	86	L1-1/2-BS-5/8"	52	L5/8-B-3/4"	52	LPMAN1/36-MICRO	25
		L1-1/2-W-1/2"	52	L5/8-B-5/8"	52	LPMANREG-24	24
HP1	54	L1-1/2-W-3/4"	52	L5/8-BS-1/2"	52	LPMANREG-24	24
HP1	96	L1-1/2-W-5/8"	52	L5/8-BS-3/4"	52	LPMANREG-36	24
HP1	115	L1-1/2-WS-1/2"	52	L5/8-BS-5/8"	52	LPMANREG-36	24
HP1	116	L1-1/2-WS-3/4"	52	L5/8-F	52	LPMANREG-48	24
HP2	115	L1-1/2-WS-5/8"	52	L5/8-FS	52	LPMANREG-48	24
HP2	116	L1-B-1/2"	52	L5/8-W-1/2"	52	LPMANREG-60	24
HP3	54	L1-B-3/4"	52	L5/8-W-3/4"	52	LPMANREG-60	24
HP3	115	L1-B-5/8"	52	L5/8-W-5/8"	52	LPMANREG-72	24
HP3	116	L1-BS-1/2"	52	L5/8-WS-1/2"	52	LPMANREG-72	24
HPRET1	104	L1-BS-3/4"	52	L5/8-WS-3/4"	52	LPMANREG-MICRO	25
HPRET2	104	L1-BS-5/8"	52	L5/8-WS-5/8"	52	LPMANREG-MICRO	25

Book Index By Ordering Number

Order Number	Page	Order Number	Page	Order Number	Page	Order Number	Page
LSHD-RPK	134	MBRTA-42	121	N093	20	NAC6-42-1	105
LSHD30	134	MBRTA-48	121	NAC-18	94	NAC6-44	105
LSHD36	134	MBRTA-60	121	NAC-18	103	NAC6-44-1	105
LSHD42	134	MBRTA-72	121	NAC-18-1	94	NAC6-46	105
LSHD48	134	MBRTA-84	121	NAC-18-1	103	NAC6-46-1	105
LSHD54	134	MBRTA-96	121	NAC-24	94	NAC6-48	105
LSHD60	134	MDT-1	47	NAC-24	103	NAC6-48-1	105
LSHD72	134	METABO-CHGR110	137	NAC-24-1	94	NAC6-54	105
LSHDB30-2	134	METABO-CHGR110	133	NAC-24-1	103	NAC6-54-1	105
LSHDB36-2	134	METABO-CHGR220	133	NAC-26	94	NAC6-60	105
LSHDB42-2	134	MICROLACER	25	NAC-26	103	NAC6-60-1	105
LSHDB48-2	134	MSRT-30	106	NAC-26-1	94	NAC6-72	105
LSHDB54-2	134	MSRT-30-AL	107	NAC-26-1	103	NAC6-72-1	105
LSHDB60-2	134	MSRT-36	106	NAC-30	94	NAC6-84	105
LSHDB72-2	134	MSRT-36-AL	107	NAC-30	103	NAC6-84-1	105
LSHDCBS	134	MSRT-42	106	NAC-30-1	94	NAC6-48	105
LSHDLP	134	MSRT-42-AL	107	NAC-30-1	103	NAC6-54	105
LSHDPP	134	MSRT-48	106	NAC-36	94	NAC6-60	105
LSHDS	134	MSRT-48-AL	107	NAC-36	103	NB-18-1	94
LW95	26	MSRT-60	106	NAC-36-1	94	NB-24-1	94
M-4	58	MSRT-60-AL	107	NAC-36-1	103	NB-30-1	94
M-4	127	MSRT-72	106	NAC-42	94	NB-36-1	94
MARGB-14	45	MSRT-72-AL	107	NAC-42	103	NB-42-1	94
MARGB-7	45	MSRT-84	106	NAC-42-1	94	NC-12	94
MART-14	44	MSRT-84-AL	107	NAC-42-1	103	NC-12-1	94
MART-7	44	MSRT-96-AL	107	NAC-48	94	NC-12-1	103
MART-GBFW	45	MSRT8-48	106	NAC-48	103	NC-14	94
MART-GBK	45	MSRT8-48-AL	107	NAC-48-1	94	NC-14-1	94
MART-GBPWS	45	MSRT8-60	106	NAC-48-1	103	NC-14-1	103
MARTK-14	44	MSRT8-60-AL	107	NAC-54	94	NC-16	94
MARTK-7	44	MSRT8-72	106	NAC-54-1	94	NC-16-1	94
MBRT10-30-AL	121	MSRT8-72-AL	107	NAC-54-1	103	NC-16-1	103
MBRT10-42-AL	121	MSRT8-84	106	NAC-60	94	NC-18	94
MBRT10-48-AL	121	MSRT8-84-AL	107	NAC-60-1	94	NC-18	103
MBRT10-60-AL	121	MSRT8-96-AL	107	NAC-60-1	103	NC-18-1	94
MBRT10-72-AL	121	MSRT9-48	106	NAC-72	94	NC-18-1	103
MBRT10-84-AL	121	MSRT9-48-AL	107	NAC-72-1	94	NC-20	94
MBRT10-96-AL	121	MSRT9-60	106	NAC-72-1	103	NC-20-1	94
MBRT1036-AL	121	MSRT9-60-AL	107	NAC6-24	105	NC-20-1	103
MBRT6-30-AL	121	MSRT9-72	106	NAC6-24-1	105	NC-24	94
MBRT6-36-AL	121	MSRT9-72-AL	107	NAC6-30	105	NC-24	103
MBRT6-42-AL	121	MSRT9-84	106	NAC6-30-1	105	NC-24-1	94
MBRT6-48-AL	121	MSRT9-84-AL	107	NAC6-36	105	NC-24-1	103
MBRT6-60-AL	121	MW043	20	NAC6-36-1	105	NC-26	94
MBRT6-72-AL	121	MW054	20	NAC6-38	105	NC-26	103
MBRT6-84-AL	121	MW072	20	NAC6-38-1	105	NC-30	94
MBRT6-96-AL	121	MW090	20	NAC6-40	105	NC-30	103
MBRTA-30	121	MW090-100	20	NAC6-40-1	105	NC-30-1	94
MBRTA-36	121	N054	20	NAC6-42	105	NC-30-1	103

Book Index By Ordering Number

Order Number	Page	Order Number	Page	Order Number	Page	Order Number	Page
NC-36	94	NCS-42	103	NCS975-72-1	105	NY065-C	18
NC-36	103	NCS-42-1	94	NCS975-84-1	105	NY079	20
NC-36-1	94	NCS-42-1	103	NL250-C	47	NY079-C	18
NC-36-1	103	NCS-48	94	NL250-X	47	NY093	20
NC-42	94	NCS-48	103	NL350-C	47	NY093-100	20
NC-42	103	NCS-48-1	94	NL350-X	47	NY093-12	19
NC-42-1	94	NCS-48-1	103	NP053	20	NY093-123	20
NC-42-1	103	NCS-54	94	NP053-C	18	NY093-246	20
NC-48	94	NCS-54	103	NP065	20	NY093-C	18
NC-48	103	NCS-54-1	94	NP065-12	19	NY109	20
NC-48-1	94	NCS-54-1	103	NP065-C	18	NY109-12	19
NC-48-1	103	NCS-60	94	NP079	20	NY109-C	18
NC-54	94	NCS-60	103	NP079-C	18	NY125	20
NC-54	103	NCS-60-1	94	NP093	20	NY125-12	19
NC-54-1	94	NCS-60-1	103	NP093-C	18	NY125-C	18
NC-54-1	103	NCS-72	94	NP109	20	NY156	20
NC-60	94	NCS-72-1	94	NP109-12	19	NY156-12	19
NC-60	103	NCS-72-1	103	NP109-C	18	NY156-C	18
NC-60-1	94	NCS-C	103	NP125	20	NYLON-PUNCH-PAD-114MM	66
NC-60-1	103	NCS065	20	NP125-12	19	NYLON-PUNCH-PAD-200MM	66
NC-72	94	NCS065-C	18	NP125-C	18	NYLON-PUNCH-PAD-200MM-30	66
NC-72	103	NCS065X10FT-W/10FT	19	NP156	20	NYS053	20
NC-72-1	94	NCS065X25FT-W/5FT	19	NP156-12	19	NYS053-C	18
NC-72-1	103	NCS093	20	NP156-C	18	NYS065	20
NC-C	94	NCS093-C	18	NS054	20	NYS065-1-1/2-100	19
NC-C	103	NCS093X10FT-W/10FT	19	NS093	20	NYS065-1-1/4-100	19
NC1-C	35	NCS093X15FT-W/2FT	19	NUT DRIVER	121	NYS065-1-100	19
NC1-X	35	NCS093X25FT-W/10FT	19	Nut Driver Roller Lacer Gold Class	23	NYS065-1-7/8-100	19
NC187-C	35	NCS093X25FT-W/5FT	19	NY053	20	NYS065-12	19
NC187-X	35	NCS093X50FT-W/4FT	19	NY053-C	18	NYS065-2-1/2-100	19
NC62-C	35	NCS093X5FT-W/5FT	19	NY065	20	NYS065-2-1/4-100	19
NC62-X	35	NCS1-C	35	NY065-1-1/2-100	19	NYS065-2-100	19
NCS-12	94	NCS1-X	35	NY065-1-1/4-100	19	NYS065-3-1/4-50	19
NCS-16	94	NCS125	20	NY065-1-100	19	NYS065-3-100	19
NCS-18	94	NCS125-C	18	NY065-1-3/4-100	19	NYS065-4-50	19
NCS-20	94	NCS156	20	NY065-1-7/8-100	19	NYS065-6-24	19
NCS-24	94	NCS156-C	18	NY065-12	19	NYS065-C	18
NCS-24	103	NCS187-C	35	NY065-2-1/2-100	19	NYS079	20
NCS-24-1	94	NCS187-X	35	NY065-2-1/4-100	19	NYS079-C	18
NCS-24-1	103	NCS62-C	35	NY065-2-100	19	NYS093	20
NCS-30	94	NCS62-X	35	NY065-2-3/4-100	19	NYS093-12	19
NCS-30	103	NCS962-48-1	105	NY065-3-1/2-50	19	NYS093-C	18
NCS-30-1	94	NCS962-54-1	105	NY065-3-1/4-50	19	NYS109	20
NCS-30-1	103	NCS962-60-1	105	NY065-3-100	19	NYS109-12	19
NCS-36	94	NCS962-72-1	105	NY065-3/4-100	19	NYS109-C	18
NCS-36	103	NCS962-84-1	105	NY065-4-1/2-50	19	NYS125	20
NCS-36-1	94	NCS975-48-1	105	NY065-4-50	19	NYS125-12	19
NCS-36-1	103	NCS975-54-1	105	NY065-6-24	19	NYS125-C	18
NCS-42	94	NCS975-60-1	105	NY065-7/8-100	19	NYS156	20

Book Index By Ordering Number

Order Number	Page	Order Number	Page	Order Number	Page	Order Number	Page
NYS156-12	19	P6C1	28	P6CLPR36M-36	28	PLY130-STEP CUT-RETROFIT	65
NYS156-C	18	P6C1	28	P6CLPR36M-48	28	PLY130-STEP CUT-TWRENCH	65
ORANGE TUBING	96	P6C1	28	P6CLPR36M-60	28	PNEUDRIVE1	110
OVGBNEB-500	56	P6C1	28	P6CLPRGM-1201	28	POLY035X15FT-W/3	48
OVGWNE-500	56	P6C1	28	P6CLPRGM-1501	28	POLY047X15FT-W/3	48
OVGWNEB-500	56	P6C1	28	P6CLPRGM-601	28	PRL4	48
P1/2-F	54	P6C1	28	P6CLPRGM-901	28	PRO-120TC-115V-60HZ	32
P120CLPR25SPP	32	P6C1	28	PB1	36	PRO-120TC-230V1PH-50/60HZ	32
P150CLPR25SPP115V	32	P6C1	28	PCA7-300	47	PSRD-AH	110
P150CLPR25SPP230V	32	P6C1	28	PCA7-600	47	PSRD-RF	110
P1P	54	P6C1	28	PDBUMP	110	PSRD-RS	110
P1P	96	P6C1	28	PDCYL	110	PTAH	110
P1P	115	P6C2	28	PDHANDLE	110	PTL1	26
P2C1	29	P6C2	28	PDHK	110	PTL25	26
P2C1	29	P6C2	28	PDNP	110	PTL30	26
P2C1	29	P6C2	28	PDNPS	110	PTRD-DR	110
P2C1	29	P6C2	28	PDNSS	110	PTRD-RC	110
P2C2	29	P6C2	28	PDORING	110	PTRDK	110
P2C2	29	P6C2	28	PDPR	110	PUN-B-50x18x31BIAS-600	66
P2C2	29	P6C2	28	PDTVA	110	PUN-B-50x18x31BIAS-900	66
P2C2	29	P6C2	28	PG2	54	PUN-B-50x20-300	66
P2C25/36	29	P6C2	28	PG3	54	PUN-B-50x20-600	66
P2C25/36	29	P6C2	28	PLY-BL-BLADE-&-JIG-KIT	65	PUN-B-50x20-900	66
P2C25/36	29	P6C2	28	PLY130-115V1PH60HZ	65	PUN-B-50X18X31BIAS-300	66
P2CLPR1	29	P6C25/36	28	PLY130-230V+N1PH50HZ	65	PUN-B-70x15-300	66
P2CLPR25	29	P6C25/36	28	PLY130-230V1PH50HZ-13	65	PUN-B-70x15-600	66
P2CLPR36	29	P6C25/36	28	PLY130-230V1PH50HZ-16	65	PUN-B-70x15-900	66
P2P	115	P6C25/36	28	PLY130-230V1PH60HZ	65	PUN-B-80x20-300	66
P3/4-F	54	P6C25/36	28	PLY130-230V1PH60HZ-15	65	PUN-B-80x20-600	66
P3P	54	P6C25/36	28	PLY130-230V1PH60HZ-30	65	PUN-B-80x20-900	66
P3P	115	P6C25/36	28	PLY130-230V1PH60HZ-6-15	65	PUN-B-80x20x113BIAS-600	66
P4C1	29	P6C25/36	28	PLY130-230V1PH60HZ-6-20	65	PUN-B-80x20x113BIAS-900	66
P4C1	29	P6C25/36	28	PLY130-230V1PH60HZ-6-30	65	PUN-M-300	66
P4C1	29	P6C25/36	28	PLY130-230V3PH60HZ-18-20	65	PUN-M-600	66
P4C1	29	P6C25/36	28	PLY130-230V3PH60HZ-L15-20	65	PUN-M-900	66
P4C2	29	P6C25/36	28	PLY130-230V3PH60HZ-L15-30	65	PUN-M-NDX-114MM	66
P4C2	29	P6CLPR1M-24	28	PLY130-400V+NV3PH50HZ	65	PUN-M-NDX-114MM-ARP-SDI	66
P4C2	29	P6CLPR1M-36	28	PLY130-460V3PH60HZ-L16-20	65	PUN-M-NDX-200MM	66
P4C2	29	P6CLPR1M-48	28	PLY130-460V3PH60HZ-L16-30	65	PUN-M-NYLONPAD-KIT	66
P4C25/36	29	P6CLPR1M-60	28	PLY130-BLADE	65	QDBINDER-QUART	58
P4C25/36	29	P6CLPR25M-24	28	PLY130-CART	65	R-10	26
P4C25/36	29	P6CLPR25M-36	28	PLY130-GAS-SPRING	65	R-4	26
P4CLPR1	29	P6CLPR25M-48	28	PLY130-GAS-SPRING-400N	65	R-7	26
P4CLPR25	29	P6CLPR25M-60	28	PLY130-SNGL-STEP CUT-BLADE	65	R2-12/300	98
P4CLPR36	29	P6CLPR2M-24	28	PLY130-SNGL-STEP CUT-KIT	65	R2-18/450	98
P6C1	28	P6CLPR2M-36	28	PLY130-STEP CUT	65	R2-24/600	98
P6C1	28	P6CLPR2M-48	28	PLY130-STEP CUT-BLADES	65	R2-30/750	98
P6C1	28	P6CLPR2M-60	28	PLY130-STEP CUT-GUIDE	65	R2-36/900	98
P6C1	28	P6CLPR36M-24	28	PLY130-STEP CUT-GUIDE-EXT	65	R2-42/1050	98

Book Index By Ordering Number

Order Number	Page	Order Number	Page	Order Number	Page	Order Number	Page
R2-48/1200	98	R6-SE-36/900	100	RAR8-SE-72/1800	100	RS-GOLD-FINAL-36 DRIVE BASE	36
R2-54/1350	98	R6-SE-42/1050	100	RAR8-SE-84/2130	100	RS-GOLD-FINAL-48 DRIVE BASE	36
R2-60/1500	98	R6-SE-46/1150	100	RB-1	45	RS-GOLD-FINAL-6 DRIVE BASE	36
R2MA	98	R6-SE-48/1200	100	RB-1	54	RS-GOLD-INITIAL-24 DRIVE BASE	36
R2S-12/300	98	R6-SE-54/1350	100	RB-1	58	RS-GOLD-INITIAL-36 DRIVE BASE	36
R2S-18/450	98	R6-SE-60/1500	100	RCTP-1930-12-100	88	RS-GOLD-INITIAL-48 DRIVE BASE	36
R2S-24/600	98	R6-SE-72/1800	100	RCTP-1930-12-3000	88	RS-GOLD-INITIAL-6 DRIVE BASE	36
R2S-30/750	98	R6-SE-84/2130	100	RCTP-1930-6-100-CHNL	88	RS125J10NC	34
R2S-36/900	98	R9	101	RCTP-LEG-NOTCHER	88	RS125J12/300NC	34
R2S-42/1050	98	R9S-SE-48/1200	100	RCTP-LEG-NOTCHER-TP-CUTTER	88	RS125J14NC	34
R2S-48/1200	98	R9S-SE-54/1350	100	RCTP-TRANSFER-PLATE-CUTTER	88	RS125J16/400NC	34
R2S-54/1350	98	R9S-SE-60/1500	100	RCTPM-5075-300-100	88	RS125J16/400SP	34
R2S-60/1500	98	R9S-SE-72/1800	100	RCTPM-5075-300-3000	88	RS125J18/450NC	34
R2T	98	R9S-SE-84-2130	100	Return Springs	29	RS125J18/450SP	34
R2T-AI	98	RAR5-1/2-SE-24/600	99	RL Carrying Strap	23	RS125J20/500NC	34
R5-1/2-SE-18/450	99	RAR5-1/2-SE-30/750	99	RL-24	24	RS125J20/500SP	34
R5-1/2-SE-24/600	99	RAR5-1/2-SE-36/900	99	RL-36	24	RS125J24/600NC	34
R5-1/2-SE-30/750	99	RAR5-1/2-SE-42/1050	99	RL-48	24	RS125J24/600SP	34
R5-1/2-SE-36/900	99	RAR5-1/2-SE-46/1150	99	RL-60	24	RS125J30/750NC	34
R5-1/2-SE-42/1050	99	RAR5-1/2-SE-48/1200	99	RL-72	24	RS125J30/750SP	34
R5-1/2-SE-48/1200	99	RAR5-1/2-SE-54/1350	99	RL-G HEAD REPLACEMENT KIT	23	RS125J36/900NC	34
R5-1/2-SE-54/1350	99	RAR5-1/2-SE-60/1500	99	RL-G24	23	RS125J36/900SP	34
R5-1/2-SE-60/1500	99	RAR5-1/2-SE-72/1800	99	RL-G24	23	RS125J42NC	34
R5-1/2-SE-72/1800	99	RAR5-SE-24/600	99	RL-G24	23	RS125J42SP	34
R5-1/2MA-SE	99	RAR5-SE-26/650	99	RL-G36	23	RS125J48NC	34
R5-R5-1/2-RAR6LP-BR10	101	RAR5-SE-30/750	99	RL-G36	23	RS125J48SP	34
R5-SE-18/450	99	RAR5-SE-36/900	99	RL-G36	23	RS125J4NC	34
R5-SE-24/600	99	RAR5-SE-42/1050	99	RL-G48	23	RS125J60NC	34
R5-SE-26/650	99	RAR5-SE-48/1200	99	RL-G48	23	RS125J60SP	34
R5-SE-30/750	99	RAR5-SE-54/1350	99	RL-G48	23	RS125J72NC	34
R5-SE-36/900	99	RAR5-SE-60/1500	99	RL-G60	23	RS125J72SP	34
R5-SE-42/1050	99	RAR5-SE-72/1800	99	RL-G60	23	RS125MJ24/600MS	34
R5-SE-48/1200	99	RAR6-SE-42/1050	100	RL-G60	23	RS125SJ10NCS	34
R5-SE-54/1350	99	RAR6-SE-46/1150	100	RLG-HEAD NO ROLLERS	23	RS125SJ12/300NCS	34
R5-SE-60/1500	99	RAR6-SE-48/1200	100	ROLLER-SLIDER	60	RS125SJ12/300SS	34
R5-SE-72/1800	99	RAR6-SE-54/1350	100	RP1C	116	RS125SJ14NCS	34
R5MA-SE	99	RAR6-SE-60/1500	100	RP1C	116	RS125SJ14SS	34
R5S	98	RAR6-SE-72/1800	100	RP1C-RRK	116	RS125SJ16/400NCS	34
R5S	108	RAR6-SE-84/2130	100	RP1E	116	RS125SJ16/400SS	34
R5S-SE-18/450	99	RAR6LP-SE-42/1050	100	RP1ES	116	RS125SJ18/450NCS	34
R5S-SE-24/600	99	RAR6LP-SE-46/1150	100	RP2C	116	RS125SJ18/450SS	34
R5S-SE-30/750	99	RAR6LP-SE-48/1200	100	RP2C	116	RS125SJ20/500NCS	34
R5S-SE-36/900	99	RAR6LP-SE-54/1350	100	RP2C-RRK	116	RS125SJ20/500SS	34
R5S-SE-42/1050	99	RAR6LP-SE-60/1500	100	RP2E	116	RS125SJ24/600NCS	34
R5S-SE-48/1200	99	RAR6LP-SE-72/1800	100	RP2ES	116	RS125SJ24/600SS	34
R5S-SE-60/1500	99	RAR6LP-SE-84/2130	100	RS-GOLD-DA	36	RS125SJ30/750NCS	34
R5S-SE-72/1800	99	RAR8-SE-48/1200	100	RS-GOLD-DA-48	36	RS125SJ30/750SS	34
R6-SE-24/600	100	RAR8-SE-54/1350	100	RS-GOLD-DRIVER	36	RS125SJ36/900NCS	34
R6-SE-30/750	100	RAR8-SE-60/1500	100	RS-GOLD-FINAL-24 DRIVE BASE	36	RS125SJ36/900SS	34

Book Index By Ordering Number

Order Number	Page	Order Number	Page	Order Number	Page	Order Number	Page
RS125SJ42NCS	34	RS187SJ72NCS	34	RSC187-48	36	SC6-40-1	104
RS125SJ42SS	34	RS187SJ72SS	34	RSC187-6	36	SC6-42	104
RS125SJ48NCS	34	RS62J12/300NC	34	RSTK4-12	35	SC6-42-1	104
RS125SJ48SS	34	RS62J12/300SP	34	RSTK4-6	35	SC6-44-1	104
RS125SJ60NCS	34	RS62J16/400NC	34	RT-5/8	115	SC6-46	104
RS125SJ60SS	34	RS62J18/450NC	34	RTBS	58	SC6-46-1	104
RS125SJ72NCS	34	RS62J18/450SP	34	RTBS Rough Top Skiver	62	SC6-48	104
RS125SJ72SS	34	RS62J20/500NC	34	RTBS Rough Top Skiver	64	SC6-48-1	104
RS187J12/300NC	34	RS62J20/500SP	34	RTG-2	115	SC6-54	104
RS187J16/400NC	34	RS62J24/600NC	34	S100B	47	SC6-54-1	104
RS187J18/450NC	34	RS62J24/600SP	34	S125	37	SC6-60	104
RS187J18/450SP	34	RS62J30/750NC	34	S150B	47	SC6-60-1	104
RS187J20/500NC	34	RS62J30/750SP	34	S187	37	SC6-72	104
RS187J20/500SP	34	RS62J36/900NC	34	S1S	96	SC6-72-1	104
RS187J24/600NC	34	RS62J36/900SP	34	S1S	115	SC6-84	104
RS187J24/600SP	34	RS62J42NC	34	S2S	115	SC6-84-1	104
RS187J30/750NC	34	RS62J42SP	34	S3S	115	SC932-18-1	104
RS187J30/750SP	34	RS62J48NC	34	SAATR	110	SC932-24-1	104
RS187J36/900NC	34	RS62J48SP	34	SC-18	103	SC932-30	104
RS187J36/900SP	34	RS62J60NC	34	SC-24	94	SC932-30-1	104
RS187J42NC	34	RS62J60SP	34	SC-24	103	SC932-36	104
RS187J42SP	34	RS62J72NC	34	SC-24-1	94	SC932-36-1	104
RS187J48NC	34	RS62J72SP	34	SC-24-1	103	SC932-38	104
RS187J48SP	34	RS62MJ24/600MS	34	SC-26	94	SC932-40	104
RS187J4NC	34	RS62SJ12/300NCS	34	SC-30	94	SC932-40-1	104
RS187J60NC	34	RS62SJ12/300SS	34	SC-30	103	SC932-42	104
RS187J60SP	34	RS62SJ18/450NCS	34	SC-30-1	94	SC932-42-1	104
RS187J72NC	34	RS62SJ18/450SS	34	SC-30-1	103	SC932-44	104
RS187J72SP	34	RS62SJ20/500SS	34	SC-36	94	SC932-44-1	104
RS187SJ12/300NCS	34	RS62SJ24/600NCS	34	SC-36	103	SC932-46	104
RS187SJ12/300SS	34	RS62SJ24/600SS	34	SC-36-1	94	SC932-46-1	104
RS187SJ16/400NCS	34	RS62SJ30/750NCS	34	SC-36-1	103	SC932-48	104
RS187SJ16/400SS	34	RS62SJ30/750SS	34	SC-42	94	SC932-48-1	104
RS187SJ18/450NCS	34	RS62SJ36/900NCS	34	SC-42	103	SC932-54	104
RS187SJ18/450SS	34	RS62SJ36/900SS	34	SC-42-1	94	SC932-54-1	104
RS187SJ20/500NCS	34	RS62SJ42SS	34	SC-42-1	103	SC932-60	104
RS187SJ20/500SS	34	RS62SJ48NCS	34	SC-48	94	SC932-60-1	104
RS187SJ24/600NCS	34	RS62SJ48SS	34	SC-48	103	SC932-72-1	104
RS187SJ24/600SS	34	RS62SJ60NCS	34	SC-48-1	94	Sharpening Stone	137
RS187SJ30/750NCS	34	RS62SJ60SS	34	SC-48-1	103	SHIM-KIT-5-BALER-SKIVER	45
RS187SJ30/750SS	34	RS62SJ72NCS	34	SC-54	103	SKIVER-BALERBELT-7IN	45
RS187SJ36/900NCS	34	RSAS-1	35	SC-54-1	103	SKIVER-BALERBELT-7IN	57
RS187SJ36/900SS	34	RSC187	36	SC-60	103	SL5-1	106
RS187SJ42NCS	34	RSC187-12	36	SC-60-1	103	SL5-1	115
RS187SJ42SS	34	RSC187-18	36	SC-72-1	103	SL5-1	121
RS187SJ48NCS	34	RSC187-24	36	SC6-36	104	SL5-1	127
RS187SJ48SS	34	RSC187-30	36	SC6-38	104	SLP5-1	106
RS187SJ60NCS	34	RSC187-36	36	SC6-38-1	104	SLP5-1	115
RS187SJ60SS	34	RSC187-4	36	SC6-40	104	SLP5-1	121

Book Index By Ordering Number

Order Number	Page	Order Number	Page	Order Number	Page	Order Number	Page
SLP5-1	127	SR2-30-AL	109	SR947	109	SRB-S-2M	101
SM054	20	SR2-36	109	SRA	98	SRB-S-2M	120
SM093	20	SR2-36-AL	109	SRA	101	SRB-S-W-2M	98
SMART-LOCK	58	SR2-42	109	SRA	120	SRB-W-2M	98
SMART-LOCK-KIT	58	SR2-42-AL	109	SRA-100	98	SRC	101
SMARTCLAMP	57	SR2-48	109	SRA-100	101	SRC	120
SMS040	20	SR2-48-AL	109	SRA-100	120	SRC-100	101
SMS054	20	SR2-60	109	SRA-2M	98	SRC-100	120
SMS093	20	SR2-60-AL	109	SRA-2M	101	SRC-2M	101
SMSC065	20	SR2-72	109	SRA-2M	120	SRC-2M	120
SMSC093	20	SR2-72-AL	109	SRA-E	98	SRC-E	98
SP1-16/400	35	SR2-84	109	SRA-E-W	98	SRC-E-W	98
SP1-18/450	35	SR2-84-AL	109	SRA-S	98	SRC-S	101
SP1-20	35	SR2-96-AL	109	SRA-S	101	SRC-S	120
SP1-24/600	35	SR22SAAL	109	SRA-S	120	SRC-S-2M	101
SP1-30/750	35	SR22SAE	109	SRA-S-2M	98	SRC-S-2M	120
SP1-36/900	35	SR22SAM	109	SRA-S-2M	101	SRC/D	101
SP1-42	35	SR23	109	SRA-S-2M	120	SRC/D	120
SP1-48	35	SR24	109	SRA-S-W-2M	98	SRC/D-2M	101
SP1-60	35	SR24-AL	109	SRA-W-2M	98	SRC/D-2M	120
SP1-72	35	SR25	109	SRAA	98	SRC/D-S	101
SP2-18/450	35	SR25-AL	109	SRAA	120	SRC/D-S	120
SP2-20	35	SR26	98	SRAA-100	98	SRC/D-S-2M	101
SP2-24/600	35	SR27SAAL	109	SRAA-100	120	SRC/D-S-2M	120
SP2-30/750	35	SR27SAE	109	SRAA-2M	98	SRD	101
SP2-36/900	35	SR27SAM	109	SRAA-2M	120	SRD	120
SP2-42	35	SR5-1	108	SRAA-E	98	SRD-2M	101
SP2-48	35	SR5-7	98	SRAA-E-W	98	SRD-2M	120
SP2-60	35	SR5-7	108	SRAA-S	98	SRD-S	101
SP2-72	35	SR700	106	SRAA-S	120	SRD-S	120
SP62-12/300	35	SR702	106	SRAA-S-2M	98	SRD-S-2M	101
SP62-16/400	35	SR747	109	SRAA-S-2M	120	SRD-S-2M	120
SP62-18/450	35	SR747-AL	109	SRAA-S-W-2M	98	SRE	101
SP62-20	35	SR757	109	SRAA-W-2M	98	SRE	120
SP62-24/600	35	SR759	106	SRB	98	SRE-2M	101
SP62-30/750	35	SR759	121	SRB	101	SRE-2M	120
SP62-36/900	35	SR759-2	106	SRB	120	SRE-S	101
SP62-42	35	SR800	106	SRB-100	98	SRE-S	120
SP62-48	35	SR859-8	106	SRB-100	101	SRE-S-2M	101
SP62-54	35	SR9-30-AL	109	SRB-100	120	SRE-S-2M	120
SP62-60	35	SR9-36-AL	109	SRB-2M	98	SRF	101
SP62-72	35	SR9-42-AL	109	SRB-2M	101	SRF	120
SR-50	98	SR9-48-AL	109	SRB-2M	120	SRF-2M	101
SR-50	108	SR9-60-AL	109	SRB-E	98	SRF-2M	120
SR-50	121	SR9-72-AL	109	SRB-E-W	98	SRF-S	101
SR-CB	106	SR9-84-AL	109	SRB-S	98	SRF-S	120
SR-CBNS	109	SR9-96-AL	109	SRB-S	101	SRF-S-2M	101
SR-CCBKK	109	SR900	106	SRB-S	120	SRF-S-2M	120
SR2-30	109	SR91-AL	109	SRB-S-2M	98	SRG	101

Book Index By Ordering Number

Order Number	Page	Order Number	Page	Order Number	Page	Order Number	Page
SRG	120	SS1-20	35	SSC-48-1	103	ST8-CAM	36
SRG-2M	101	SS1-24/600	35	SSC-54	103	STP-1.5/38-.75/.75-24/610-BK	83
SRG-2M	120	SS1-30/750	35	SSC-54-1	103	STP-1.5/38-.75/.75-24/610-YW	83
SRG-S	101	SS1-36/900	35	SSC-60	103	STP-1.5/38-.75/.75-36/914-BK	83
SRG-S	120	SS1-42	35	SSC-60-1	103	STP-1.5/38-.75/.75-36/914-YW	83
SRG-S-2M	101	SS1-48	35	SSC-72-1	103	STP-1.5/38-.75/.75-42/1067-BK	83
SRG-S-2M	120	SS1-60	35	SSC932-18-1	104	STP-1.5/38-.75/.75-42/1067-YW	83
SRH	101	SS1-72	35	SSC932-24-1	104	STP-1.5/38-.75/.75-48/1219-BK	83
SRH	120	SS2-18/450	35	SSC932-30	104	STP-1.5/38-.75/.75-48/1219-YW	83
SRH-2M	101	SS2-20	35	SSC932-30-1	104	STP-1.5/38-.75/.75-60/1524-BK	83
SRH-2M	120	SS2-24/600	35	SSC932-36	104	STP-1.5/38-.75/.75-60/1524-YW	83
SRH-S	101	SS2-30/750	35	SSC932-36-1	104	STP-1.75/44-1/.75-24/610-BK	83
SRH-S	120	SS2-36/900	35	SSC932-38	104	STP-1.75/44-1/.75-24/610-YW	83
SRH-S-2M	101	SS2-42	35	SSC932-38-1	104	STP-1.75/44-1/.75-36/914-BK	83
SRH-S-2M	120	SS2-48	35	SSC932-40	104	STP-1.75/44-1/.75-36/914-YW	83
SRI	101	SS2-60	35	SSC932-40-1	104	STP-1.75/44-1/.75-42/1067-BK	83
SRI	120	SS2-72	35	SSC932-42	104	STP-1.75/44-1/.75-42/1067-YW	83
SRI-2M	101	SS62-12/300	35	SSC932-42-1	104	STP-1.75/44-1/.75-48/1219-BK	83
SRI-2M	120	SS62-16/400	35	SSC932-44	104	STP-1.75/44-1/.75-48/1219-YW	83
SRI-S	101	SS62-18/450	35	SSC932-44-1	104	STP-1.75/44-1/.75-60/1524-BK	83
SRI-S	120	SS62-20	35	SSC932-46	104	STP-1.75/44-1/.75-60/1524-YW	83
SRI-S-2M	101	SS62-24/600	35	SSC932-46-1	104	STP-10/254-5/5-24/610-BK	81
SRI-S-2M	120	SS62-30/750	35	SSC932-48	104	STP-10/254-5/5-24/610-YW	81
SRJ	101	SS62-36/900	35	SSC932-48-1	104	STP-10/254-5/5-36/914-BK	81
SRJ	120	SS62-42	35	SSC932-54	104	STP-10/254-5/5-36/914-YW	81
SRJ-S	101	SS62-48	35	SSC932-54-1	104	STP-10/254-5/5-42/1067-BK	81
SRJ-S	120	SS62-54	35	SSC932-60	104	STP-10/254-5/5-42/1067-YW	81
SRJ-S-2M	101	SS62-60	35	SSC932-60-1	104	STP-10/254-5/5-48/1219-BK	81
SRJ-S-2M	120	SS62-72	35	SSC932-72-1	104	STP-10/254-5/5-48/1219-YW	81
SRK	101	SSC-18	103	ST-28	36	STP-10/254-5/5-60/1524-BK	81
SRK	120	SSC-24	94	ST-28	126	STP-10/254-5/5-60/1524-YW	81
SRK-S	101	SSC-24	103	ST3-13	37	STP-2.25/57-1.5/.75-24/610-BK	83
SRK-S	120	SSC-24-1	94	ST3-14	37	STP-2.25/57-1.5/.75-24/610-YW	83
SRK-S-2M	101	SSC-24-1	103	ST3-15-6	37	STP-2.25/57-1.5/.75-36/914-BK	83
SRK-S-2M	120	SSC-30	94	ST3-3	37	STP-2.25/57-1.5/.75-36/914-YW	83
SRL-S	101	SSC-30	103	ST3-9	37	STP-2.25/57-1.5/.75-42/1067-BK	83
SRL-S	120	SSC-30-1	94	ST4-16	37	STP-2.25/57-1.5/.75-42/1067-YW	83
SRL-S-2M	101	SSC-30-1	103	ST4-21	37	STP-2.25/57-1.5/.75-48/1219-BK	83
SRL-S-2M	120	SSC-36	94	ST4-21H	37	STP-2.25/57-1.5/.75-48/1219-YW	83
SRPS-AL	109	SSC-36	103	ST4-5	37	STP-2.25/57-1.5/.75-60/1524-BK	83
SRTA-30	108	SSC-36-1	94	ST4-8	37	STP-2.25/57-1.5/.75-60/1524-YW	83
SRTA-36	108	SSC-36-1	103	ST4-8H	37	STP-2.5/64-1.5/1-24/610-BK	83
SRTA-42	108	SSC-42	94	ST5-16	37	STP-2.5/64-1.5/1-24/610-YW	83
SRTA-48	108	SSC-42	103	ST5-3	45	STP-2.5/64-1.5/1-36/914-BK	83
SRTA-60	108	SSC-42-1	94	ST5-3	37	STP-2.5/64-1.5/1-36/914-YW	83
SRTA-72	108	SSC-42-1	103	ST5-5	36	STP-2.5/64-1.5/1-42/1067-BK	83
SRTA-84	108	SSC-48	94	ST5-5	37	STP-2.5/64-1.5/1-42/1067-YW	83
SS1-16/400	35	SSC-48	103	ST6-9	36	STP-2.5/64-1.5/1-48/1219-BK	83
SS1-18/450	35	SSC-48-1	94	ST7-5	36	STP-2.5/64-1.5/1-48/1219-YW	83

Book Index By Ordering Number

Order Number	Page	Order Number	Page	Order Number	Page	Order Number	Page
STP-2.5/64-1.5/1-60/1524-BK	83	STP-4/102-3/B-48/1219-YW	82	STP-6/152-5/B-48/1219-BK	82	STP-9/229-4/5-42/1067-YW	81
STP-2.5/64-1.5/1-60/1524-YW	83	STP-4/102-3/B-60/1524-BK	82	STP-6/152-5/B-48/1219-YW	82	STP-9/229-4/5-48/1219-BK	81
STP-2/51-1/1-24/610-BK	83	STP-4/102-3/B-60/1524-YW	82	STP-6/152-5/B-60/1524-BK	82	STP-9/229-4/5-48/1219-YW	81
STP-2/51-1/1-24/610-YW	83	STP-5/127-2/3-24/610-BK	81	STP-6/152-5/B-60/1524-YW	82	STP-9/229-4/5-60/1524-BK	81
STP-2/51-1/1-36/914-BK	83	STP-5/127-2/3-24/610-YW	81	STP-7/178-2/5-24/610-BK	81	STP-9/229-4/5-60/1524-YW	81
STP-2/51-1/1-36/914-YW	83	STP-5/127-2/3-36/914-BK	81	STP-7/178-2/5-24/610-YW	81	STP-WIDE-FLANGE-BRACKET	84
STP-2/51-1/1-42/1067-BK	83	STP-5/127-2/3-36/914-YW	81	STP-7/178-2/5-36/914-BK	81	T-1-1/2BNIB	55
STP-2/51-1/1-42/1067-YW	83	STP-5/127-2/3-42/1067-BK	81	STP-7/178-2/5-36/914-YW	81	T-1-1/2WNIB	55
STP-2/51-1/1-48/1219-BK	83	STP-5/127-2/3-42/1067-YW	81	STP-7/178-2/5-42/1067-BK	81	T-1BNIB	55
STP-2/51-1/1-48/1219-YW	83	STP-5/127-2/3-48/1219-BK	81	STP-7/178-2/5-42/1067-YW	81	T-1WNIB	55
STP-2/51-1/1-60/1524-BK	83	STP-5/127-2/3-48/1219-YW	81	STP-7/178-2/5-48/1219-BK	81	T-2BNIB	55
STP-2/51-1/1-60/1524-YW	83	STP-5/127-2/3-60/1524-BK	81	STP-7/178-2/5-48/1219-YW	81	T-2WNIB	55
STP-3/76-1.5/1.5-24/610-BK	83	STP-5/127-2/3-60/1524-YW	81	STP-7/178-2/5-60/1524-BK	81	T-3BNIB	55
STP-3/76-1.5/1.5-24/610-YW	83	STP-5/127-4/B-24/610-BK	82	STP-7/178-2/5-60/1524-YW	81	T2W	117
STP-3/76-1.5/1.5-36/914-BK	83	STP-5/127-4/B-24/610-YW	82	STP-7/178-3/4-24/610-BK	81	T2WS72	117
STP-3/76-1.5/1.5-36/914-YW	83	STP-5/127-4/B-36/914-BK	82	STP-7/178-3/4-24/610-YW	81	TARGET	57
STP-3/76-1.5/1.5-42/1067-BK	83	STP-5/127-4/B-36/914-YW	82	STP-7/178-3/4-36/914-BK	81	TG-BAR-24/610 RPL BAR	84
STP-3/76-1.5/1.5-42/1067-YW	83	STP-5/127-4/B-42/1067-BK	82	STP-7/178-3/4-36/914-YW	81	TG-BAR-36/914 RPL BAR	84
STP-3/76-1.5/1.5-48/1219-BK	83	STP-5/127-4/B-42/1067-YW	82	STP-7/178-3/4-42/1067-BK	81	TG-BAR-42/1067 RPL BAR	84
STP-3/76-1.5/1.5-48/1219-YW	83	STP-5/127-4/B-48/1219-BK	82	STP-7/178-3/4-42/1067-YW	81	TG-BAR-48/1219 RPL BAR	84
STP-3/76-1.5/1.5-60/1524-BK	83	STP-5/127-4/B-48/1219-YW	82	STP-7/178-3/4-48/1219-BK	81	TG-BAR-60/1524 RPL BAR	84
STP-3/76-1.5/1.5-60/1524-YW	83	STP-5/127-4/B-60/1524-BK	82	STP-7/178-3/4-48/1219-YW	81	TG-MTG-BRKT RPL MNTG	84
STP-3/76-2/B-24/610-BK	82	STP-5/127-4/B-60/1524-YW	82	STP-7/178-3/4-60/1524-BK	81	BRACKET	
STP-3/76-2/B-24/610-YW	82	STP-6/152-2/4-24/610-BK	81	STP-7/178-3/4-60/1524-YW	81	TG-MTG-BRKT-DUALSLOT	84
STP-3/76-2/B-36/914-BK	82	STP-6/152-2/4-24/610-YW	81	STP-8/203-3/5-24/610-BK	81	TG-MTG-BRKT-LONGDROP	84
STP-3/76-2/B-36/914-YW	82	STP-6/152-2/4-36/914-BK	81	STP-8/203-3/5-24/610-YW	81	TG-MTG-BRKT-LOWPRO	84
STP-3/76-2/B-42/1067-BK	82	STP-6/152-2/4-36/914-YW	81	STP-8/203-3/5-36/914-BK	81	TG-MTG-KIT-ADJUSTABLE-ARC	84
STP-3/76-2/B-42/1067-YW	82	STP-6/152-2/4-42/1067-BK	81	STP-8/203-3/5-36/914-YW	81	TG-MTG-KIT-ILD	84
STP-3/76-2/B-48/1219-BK	82	STP-6/152-2/4-42/1067-YW	81	STP-8/203-3/5-42/1067-BK	81	TG-MTG-KIT-V4WFHG	86
STP-3/76-2/B-48/1219-YW	82	STP-6/152-2/4-48/1219-BK	81	STP-8/203-3/5-42/1067-YW	81	TG-SBAR-60/1524	83
STP-3/76-2/B-60/1524-BK	82	STP-6/152-2/4-48/1219-YW	81	STP-8/203-3/5-48/1219-BK	81	TGB-1.5-3.0-ANGLE-BRKT-KT	84
STP-3/76-2/B-60/1524-YW	82	STP-6/152-2/4-60/1524-BK	81	STP-8/203-3/5-48/1219-YW	81	TGB-1.5-3.0-IN-GAP-MTNG-KIT	84
STP-4/102-2/2-24/610-BK	81	STP-6/152-2/4-60/1524-YW	81	STP-8/203-3/5-60/1524-BK	81	TGB-1.5-3.0-VERT-SUPPT-BRKT-KT	84
STP-4/102-2/2-24/610-YW	81	STP-6/152-3/3-24/610-BK	81	STP-8/203-3/5-60/1524-YW	81	TGB-BRIDGE SEG-CENTER	84
STP-4/102-2/2-36/914-BK	81	STP-6/152-3/3-24/610-YW	81	STP-8/203-4/4-24/610-BK	81	TGB-BRIDGE SEG-END	84
STP-4/102-2/2-36/914-YW	81	STP-6/152-3/3-36/914-BK	81	STP-8/203-4/4-24/610-YW	81	TGB-EXT-ALUM-BAR-24/610	84
STP-4/102-2/2-42/1067-BK	81	STP-6/152-3/3-36/914-YW	81	STP-8/203-4/4-36/914-BK	81	TGB-EXT-ALUM-BAR-36/914	84
STP-4/102-2/2-42/1067-YW	81	STP-6/152-3/3-42/1067-BK	81	STP-8/203-4/4-36/914-YW	81	TGB-EXT-ALUM-BAR-42/1067	84
STP-4/102-2/2-48/1219-BK	81	STP-6/152-3/3-42/1067-YW	81	STP-8/203-4/4-42/1067-BK	81	TGB-EXT-ALUM-BAR-48/1219	84
STP-4/102-2/2-48/1219-YW	81	STP-6/152-3/3-48/1219-BK	81	STP-8/203-4/4-42/1067-YW	81	TGB-EXT-ALUM-BAR-60/1524	84
STP-4/102-2/2-60/1524-BK	81	STP-6/152-3/3-48/1219-YW	81	STP-8/203-4/4-48/1219-BK	81	TGB-HG-V4-MOUNTING-KIT	86
STP-4/102-2/2-60/1524-YW	81	STP-6/152-3/3-60/1524-BK	81	STP-8/203-4/4-48/1219-YW	81	TGB-HG-V4-MOUNTING-KIT	86
STP-4/102-3/B-24/610-BK	82	STP-6/152-3/3-60/1524-YW	81	STP-8/203-4/4-60/1524-BK	81	TGB-MTG-BRKT-BACKPLATE	84
STP-4/102-3/B-24/610-YW	82	STP-6/152-5/B-24/610-BK	82	STP-8/203-4/4-60/1524-YW	81	TGB-MTG-BRKT-TOPSLLOT	84
STP-4/102-3/B-36/914-BK	82	STP-6/152-5/B-24/610-YW	82	STP-9/229-4/5-24/610-BK	81	TGB-MTG-KIT-NGWIDEFLNG	84
STP-4/102-3/B-36/914-YW	82	STP-6/152-5/B-36/914-BK	82	STP-9/229-4/5-24/610-YW	81	TGB-MTG-KIT-SOLIDMOUNTREG	84
STP-4/102-3/B-42/1067-BK	82	STP-6/152-5/B-36/914-YW	82	STP-9/229-4/5-36/914-BK	81	TGB-MTG-KIT-XLNGSSLOT	84
STP-4/102-3/B-42/1067-YW	82	STP-6/152-5/B-42/1067-BK	82	STP-9/229-4/5-36/914-YW	81	TGB-SEG-CENTER-.75/19MM	84
STP-4/102-3/B-48/1219-BK	82	STP-6/152-5/B-42/1067-YW	82	STP-9/229-4/5-42/1067-BK	81	TGB-SEG-CENTER-1.5/38MM	84

Book Index By Ordering Number

Order Number	Page	Order Number	Page	Order Number	Page	Order Number	Page
TGB-SEG-CENTER-1/25MM	84	TUG8-84-AL	135	U3-RHTS12	16	Urethane Strip	25
TGB-SEG-CENTER-2.2 IN CTR SEG	84	TUG8-96-AL	135	U3-RHTS24	16	UX1LLS12	16
TGB-SEG-CENTER-2.5PC 5 PCS	84	TUG8B-36-AL	135	U3C12	16	UX1LLS24	16
TGB-SEG-CENTER-3.3 IN CTR SEG	84	TUG8B-36-AL	135	U3C12NP	17	UX1LLSPS12	16
TGB-SEG-CENTER-3.5PC 5 PCS	84	TUG8B-42-AL	135	U3C24	16	UX1LLSPS24	16
TGB-SEG-CENTER-4.4 IN CTR SEG	84	TUG8B-48-AL	135	U3C6	16	UX1LLSPSS12	17
TGB-SEG-CENTER-4.5PC 5 PCS	84	TUG8B-54-AL	135	U3S12	16	UX1LLSPSS24	17
TGB-SEG-CENTER-5.5 IN CTR SEG	84	TUG8B-60-AL	135	U3S24	16	UX1LLSS12	17
TGB-SEG-CENTER-5.5PC 5 PCS	84	TUG8B-72-AL	135	U3S6	16	UX1LLSS24	17
TGB-SEG-END-2.2 INCH END SEG	84	TUG8B-84-AL	135	U3SS12	17	UX1S12	16
TGB-SEG-END-3.3 INCH END SEG	84	TUG8B-96-AL	135	U3SS24	17	UX1S24	16
TGB-SEG-END-4.4 INCH END SEG	84	TUG8C	136	U4C12	16	UX1S6	16
TGB-SEG-END-5.5 INCH END SEG	84	TUG8E	135	U4C12NP	17	UX1SPS12	16
TOOL BOX 36	108	TUG8P-36-AL	135	U4C24	16	UX1SPS24	16
TOOL BOX 48	108	TUG8P-42-AL	135	U4S12	16	UX1SPS6	16
TOOL BOX 60	108	TUG8P-48-AL	135	U4S24	16	UX1SPSS12	17
TOOL BOX STK	35	TUG8P-54-AL	135	U4SS12	17	UX1SPSS24	17
TOOL KIT H1-2	115	TUG8P-60-AL	135	U4SS24	17	UX1SPSS6	17
TOOL KIT H2-3	115	TUG8P-72-AL	135	U5C12	16	UX1SS12	17
TOOL KIT H1-2-3	115	TUG8P-84-AL	135	U5C12NP	17	UX1SS24	17
TOOL KIT H1-2-3 IMPC	115	TUG8P-96-AL	135	U5C24	16	UX1SS6	17
TUG6-36-AL	135	TUG8S	136	U5S12	16	XPSS-40	104
TUG6-42-AL	135	TUGH	136	U5S24	16	UCM36XSPSS12	17
TUG6-48-AL	135	U2C12	16	U5SS12	17	UCM36XSPSS24	17
TUG6-54-AL	135	U2C12NP	17	U6C12	16	Urethane Strip	23
TUG6-60-AL	135	U2C24	16	U6C12NP	17	Urethane Strip	25
TUG6-72-AL	135	U2S12	16	U6S12	16	UX1LLS12	16
TUG6B-12-AL	135	U2S24	16	U6S24	16	UX1LLS24	16
TUG6B-36-AL	135	U2SPC12	16	U6SS12	17	UX1LLSPS12	16
TUG6B-42-AL	135	U2SPS12	16	U7S12	16	UX1LLSPS24	16
TUG6B-48-AL	135	U2SPS24	16	UA2SS12	17	UX1LLSPSS12	17
TUG6B-54-AL	135	U2SS12	17	UA3SS12	17	UX1LLSPSS24	17
TUG6B-60-AL	135	U2SS24	17	UCM36LLSPSS12	17	UX1LLSS12	17
TUG6B-72-AL	135	U3-1C12	16	UCM36LLSPSS24	17	UX1LLSS24	17
TUG6C	136	U3-1C24	16	UCM36LLSS12	17	UX1S12	16
TUG6E	135	U3-1C6	16	UCM36LLSS24	17	UX1S24	16
TUG6P-36-AL	135	U3-1RHTS12	16	UCM36LPSS12	17	UX1S6	16
TUG6P-42-AL	135	U3-1RHTS24	16	UCM36LPSS24	17	UX1SPS12	16
TUG6P-48-AL	135	U3-1S12	16	UCM36SLSPSS12	17	UX1SPS24	16
TUG6P-54-AL	135	U3-1S24	16	UCM36SLSPSS24	17	UX1SPS6	16
TUG6P-60-AL	135	U3-1S6	16	UCM36SLXSPSS12	17	UX1SPSS12	17
TUG6P-72-AL	135	U3-2C12	16	UCM36SLXSPSS24	17	UX1SPSS24	17
TUG6S	136	U3-2C24	16	UCM36SPSS12	17	UX1SPSS6	17
TUG8-36-AL	135	U3-2C6	16	UCM36SPSS24	17	UX1SS12	17
TUG8-42-AL	135	U3-2RHTS12	16	UCM36SS12	17	UX1SS24	17
TUG8-48-AL	135	U3-2RHTS24	16	UCM36SS24	17	UX1S6	17
TUG8-54-AL	135	U3-2S12	16	UCM36XSPSS12	17	XPSS-40	104
TUG8-60-AL	135	U3-2S24	16	UCM36XSPSS24	17		
TUG8-72-AL	135	U3-2S6	16	Urethane Strip	23		

Book Index By Item Code

Item Code	Page	Item Code	Page	Item Code	Page	Item Code	Page	Item Code	Page	Item Code	Page	Item Code	Page	Item Code	Page		
01125	16	01338	16	01831	10	01993	14	02150	11	02268	11	02383	13	02633	19	02762	18
01126	16	01340	17	01833	15	02006	14	02154	8	02269	11	02384	13	02634	19	02766	20
01137	16	01342	17	01837	15	02008	14	02155	8	02272	12	02385	13	02635	19	02767	18
01138	16	01350	58	01839	15	02010	14	02157	9	02274	12	02386	13	02636	19	02769	20
01143	16	01350	127	01841	15	02012	14	02158	9	02275	12	02397	9	02637	19	02770	20
01144	16	01351	16	01845	15	02072	11	02159	9	02278	11	02429	8	02638	19	02771	20
01178	16	01352	16	01846	10	02073	11	02161	8	02283	11	02432	8	02639	19	02772	20
01179	16	01353	17	01847	10	02075	11	02164	9	02284	11	02574	19	02640	19	02773	20
01183	16	01354	17	01848	10	02076	11	02168	8	02285	11	02576	19	02641	19	02775	20
01184	16	01355	16	01849	10	02079	12	02169	8	02287	12	02577	19	02642	19	02777	20
01188	17	01356	16	01853	10	02080	12	02170	9	02288	12	02578	19	02643	19	02779	20
01189	17	01357	17	01854	10	02081	12	02171	9	02289	12	02579	19	02644	19	02781	20
01193	17	01358	17	01859	15	02082	12	02172	9	02294	9	02580	19	02645	20	02783	20
01194	17	01359	16	01861	15	02083	12	02173	8	02295	8	02581	19	02646	20	02784	20
01230	16	01360	16	01862	15	02084	12	02175	9	02300	8	02582	19	02648	20	02787	20
01231	16	01361	16	01864	15	02089	11	02182	8	02301	8	02583	19	02649	18	02788	20
01250	16	01362	16	01867	15	02090	11	02183	8	02303	9	02584	19	02650	19	02789	20
01251	16	01363	16	01871	15	02100	11	02185	9	02304	9	02585	19	02651	20	02790	20
01254	16	01364	16	01879	15	02101	11	02186	9	02305	9	02586	19	02652	18	02791	20
01255	16	01385	17	01884	15	02102	11	02187	9	02307	8	02587	19	02656	19	02826	18
01258	17	01732	15	01887	15	02103	11	02189	8	02316	8	02588	19	02657	20	02830	18
01279	16	01739	15	01891	15	02104	12	02193	9	02323	8	02589	19	02658	18	02832	19
01283	16	01744	15	01898	15	02105	12	02195	9	02326	9	02590	19	02662	19	02833	19
01292	17	01746	14	01911	15	02106	12	02196	8	02327	9	02591	19	02663	20	02834	18
01293	17	01748	14	01917	15	02110	12	02197	8	02328	9	02592	19	02664	18	02847	19
01294	16	01752	14	01920	15	02111	12	02198	8	02330	8	02594	20	02668	19	02853	20
01301	16	01754	14	01924	15	02113	11	02206	8	02339	8	02595	20	02669	20	02854	18
01305	16	01764	14	01926	15	02114	11	02209	10	02341	9	02597	20	02670	18	02859	19
01308	17	01766	14	01933	15	02118	11	02210	8	02342	8	02598	18	02725	20	02860	20
01309	17	01771	15	01936	15	02119	11	02216	8	02348	8	02600	19	02726	18	02861	18
01312	17	01772	14	01939	15	02120	11	02217	8	02351	9	02606	20	02727	20	02863	18
01313	17	01774	14	01941	15	02126	12	02219	9	02352	9	02607	18	02731	20	02864	18
01314	17	01786	15	01946	15	02128	12	02220	9	02353	9	02611	19	02732	18	02866	20
01315	17	01793	15	01949	15	02130	12	02221	9	02355	8	02613	20	02736	20	02867	18
01317	17	01798	15	01952	15	02133	11	02223	8	02363	8	02614	18	02737	18	02868	20
01318	17	01805	15	01954	15	02139	11	02227	9	02365	8	02619	19	02738	20	02869	20
01319	17	01810	14	01958	15	02140	11	02232	8	02367	9	02621	20	02742	20	02870	20
01320	17	01811	14	01963	15	02141	11	02233	8	02368	9	02622	18	02743	18	02871	20
01321	17	01813	14	01970	15	02143	12	02234	9	02370	9	02625	19	02744	20	02872	18
01322	17	01814	14	01975	15	02144	12	02239	12	02378	13	02627	20	02750	20	02873	18
01323	17	01817	14	01977	15	02145	12	02240	12	02379	13	02628	18	02751	18	03008	57
01324	17	01818	14	01985	14	02146	12	02242	11	02380	13	02629	20	02755	20	03009	57
01325	17	01821	14	01987	14	02147	12	02243	11	02381	13	02630	20	02756	18	03010	57
01336	16	01828	15	01990	14	02149	11	02267	11	02382	13	02631	20	02761	20	03014	26

Book Index By Item Code

Item Code	Page	Item Code	Page	Item Code	Page	Item Code	Page	Item Code	Page	Item Code	Page	Item Code	Page	Item Code	Page		
03018	26	03241	19	03704	58	03817	23	04010	23	04055	24	04259	27	04373	22	04973	86
03019	26	03244	58	03707	29	03817	25	04011	23	04059	23	04260	27	04374	32	04974	86
03020	26	03274	23	03708	28	03822	27	04011	23	04063	25	04261	48	04376	32	04974	86
03037	27	03274	25	03709	28	03822	27	04012	23	04064	24	04262	48	04377	32	04988	86
03038	27	03368	25	03710	28	03823	27	04012	23	04065	24	04269	86	04378	32	04989	45
03039	27	03370	24	03711	28	03824	27	04013	23	04066	24	04269	86	04385	31	04989	57
03051	27	03371	24	03712	28	03827	26	04013	23	04067	24	04281	48	04386	31	04990	45
03054	27	03372	24	03713	29	03892	48	04014	25	04068	23	04305	57	04387	31	04991	45
03074	26	03375	24	03714	28	03897	23	04015	24	04073	57	04306	57	04388	31	04994	45
03075	26	03433	23	03715	29	03897	25	04016	24	04084	24	04307	57	04389	31	05019	19
03076	26	03433	25	03716	28	03913	48	04017	24	04085	24	04308	86	04390	31	05020	19
03081	26	03434	26	03717	29	03985	23	04018	24	04086	24	04309	86	04391	31	05021	19
03085	26	03435	26	03718	29	03986	23	04019	25	04087	24	04309	86	04392	31	05022	19
03119	26	03441	58	03719	28	03987	23	04020	24	04088	24	04310	86	04393	31	05023	19
03128	58	03442	58	03720	28	03988	23	04021	24	04088	24	04310	86	04394	31	05024	19
03129	58	03445	58	03721	28	03996	25	04022	24	04089	24	04311	86	04410	28	05025	19
03132	58	03450	57	03722	28	03996	25	04023	24	04089	24	04311	86	04411	28	05193	19
03140	29	03451	57	03723	28	03997	24	04024	25	04093	20	04312	86	04412	28	05194	19
03143	27	03452	27	03724	29	03997	24	04025	24	04094	20	04312	86	04413	28	05195	19
03148	27	03453	27	03725	29	03998	24	04026	24	04101	57	04316	20	04415	32	05196	19
03150	27	03519	27	03726	28	03998	24	04027	24	04102	57	04319	86	04416	48	05200	48
03154	27	03524	28	03727	28	03999	24	04028	24	04143	57	04320	86	04417	48	05201	48
03155	27	03525	29	03728	28	03999	24	04029	25	04143	130	04321	86	04418	48	05338	16
03156	27	03526	28	03729	28	04000	24	04030	24	04144	57	04322	86	04436	22	05339	16
03162	27	03527	28	03731	28	04000	24	04031	24	04144	130	04339	86	04442	86	05340	16
03163	27	03528	28	03732	28	04001	25	04032	24	04145	57	04339	86	04443	86	05341	16
03167	27	03529	28	03733	28	04001	25	04033	24	04145	130	04340	86	04444	86	05342	16
03168	27	03531	28	03734	28	04002	24	04034	23	04146	57	04341	86	04445	86	05343	16
03168	27	03532	28	03735	28	04002	24	04035	23	04146	130	04341	86	04446	86	05362	8
03169	27	03533	28	03736	28	04003	24	04036	23	04147	57	04342	86	04447	86	05414	16
03169	27	03534	28	03737	28	04003	24	04037	23	04147	130	04342	86	04453	24	05463	48
03170	27	03535	28	03738	29	04004	24	04038	23	04149	57	04343	86	04455	25	05492	22
03170	27	03536	28	03739	29	04004	24	04039	23	04149	130	04343	86	04456	24	05493	22
03211	27	03537	28	03740	28	04005	24	04040	23	04176	48	04344	86	04457	24	05494	22
03211	27	03538	28	03741	28	04005	24	04041	23	04200	57	04344	86	04458	24	05495	22
03222	27	03539	28	03742	28	04006	23	04042	23	04200	130	04358	25	04459	24	05496	22
03222	27	03550	28	03743	28	04006	23	04043	23	04223	26	04359	24	04460	24	05497	22
03225	27	03551	28	03744	29	04007	23	04044	23	04231	27	04360	24	04461	23	05498	22
03230	57	03591	29	03745	29	04007	23	04045	23	04232	27	04361	24	04462	23	05499	22
03236	26	03649	29	03772	57	04008	23	04046	23	04233	27	04362	24	04463	23	05500	22
03238	26	03650	29	03773	57	04008	23	04047	23	04235	23	04363	23	04464	23	05501	22
03239	58	03651	29	03774	57	04009	23	04048	23	04243	27	04364	23	04467	48	05502	22
03239	62	03671	58	03775	57	04009	23	04049	23	04244	27	04365	23	04953	32	05503	22
03239	64	03672	58	03814	26	04010	23	04051	23	04245	27	04366	23	04972	24	05504	22

Book Index By Item Code

Item Code	Page	Item Code	Page	Item Code	Page	Item Code	Page	Item Code	Page	Item Code	Page	Item Code	Page	Item Code	Page		
05505	22	05813	31	08588	64	09002	60	09663	66	10050	39	10115	39	10172	39	10486	39
05506	22	05814	31	08592	64	09003	60	09664	60	10051	39	10116	39	10173	39	10487	39
05507	22	05815	31	08593	64	09004	60	09665	66	10052	39	10117	39	10174	39	10488	39
05508	22	05816	31	08594	64	09005	60	09666	66	10053	39	10118	39	10175	39	10489	39
05509	22	05817	31	08595	64	09006	60	09667	66	10054	39	10119	39	10176	39	10491	40
05510	22	05857	58	08596	64	09006	61	09668	66	10055	39	10120	39	10177	39	10492	40
05511	22	05858	32	08597	64	09007	60	09701	66	10056	39	10121	39	10179	39	10493	40
05512	31	05858	58	08603	64	09010	60	09707	61	10059	39	10122	39	10180	39	10494	40
05513	31	08014	65	08604	62	09011	60	09720	66	10061	39	10124	39	10181	39	10495	40
05514	31	08016	66	08604	64	09014	60	09725	66	10062	39	10130	39	10182	39	10496	40
05515	31	08017	66	08707	64	09015	60	09726	62	10063	39	10131	39	10183	39	10512	42
05516	31	08018	66	08708	64	09020	60	09730	63	10065	39	10132	39	10185	39	10513	42
05517	31	08019	66	08710	64	09352	60	09731	63	10070	39	10133	39	10188	39	10514	42
05518	31	08020	66	08718	64	09353	60	09732	63	10071	39	10134	39	10190	39	10515	42
05519	31	08021	66	08727	64	09354	60	09733	63	10072	39	10135	39	10191	39	10516	42
05520	31	08022	66	08739	64	09355	60	09734	63	10073	39	10137	39	10192	39	10517	42
05521	31	08023	66	08741	64	09356	60	09735	63	10074	39	10138	39	10194	39	10519	42
05522	31	08024	66	08768	65	09357	60	09736	63	10075	39	10139	39	10196	39	10521	42
05523	31	08025	66	08776	64	09358	60	09737	63	10076	39	10140	39	10197	39	10522	42
05524	31	08026	66	08778	65	09359	60	09738	63	10079	39	10141	39	10198	39	10523	42
05525	31	08027	66	08788	64	09360	60	09739	63	10081	39	10142	39	10199	39	10528	40
05526	31	08100	65	08791	65	09361	60	10000	42	10082	39	10143	39	10201	39	10529	40
05527	31	08279	66	08800	65	09362	60	10001	42	10083	39	10144	39	10204	39	10530	40
05528	31	08439	66	08801	65	09363	60	10002	42	10085	39	10150	39	10206	39	10531	40
05529	31	08440	66	08802	65	09364	60	10003	42	10090	39	10151	39	10207	39	10532	40
05530	31	08467	65	08803	65	09365	60	10004	42	10091	39	10152	39	10208	39	10534	40
05531	31	08468	60	08804	65	09366	60	10005	42	10092	39	10153	39	10210	39	10537	40
05544	22	08490	65	08805	65	09367	60	10008	42	10093	39	10154	39	10214	39	10539	40
05545	22	08497	65	08806	65	09372	60	10011	42	10094	39	10155	39	10215	39	10540	40
05546	22	08498	65	08807	65	09458	60	10012	42	10095	39	10156	39	10217	39	10541	40
05547	22	08498	65	08808	65	09459	60	10013	42	10096	39	10157	39	10220	39	10543	40
05548	22	08499	65	08809	65	09552	60	10014	42	10097	39	10158	39	10222	39	10545	40
05772	32	08500	65	08810	65	09552	61	10020	42	10098	39	10160	39	10223	39	10546	40
05773	28	08501	65	08811	65	09585	60	10021	42	10099	39	10161	39	10224	39	10547	40
05774	28	08526	66	08812	65	09586	60	10022	42	10100	39	10162	39	10232	39	10548	40
05775	28	08539	66	08832	65	09593	61	10023	42	10101	39	10163	39	10235	39	10549	40
05805	31	08540	66	08833	65	09594	61	10024	42	10102	39	10164	39	10238	39	10551	40
05806	31	08545	64	08834	65	09600	60	10030	41	10103	39	10165	39	10240	39	10554	40
05807	31	08585	62	08847	64	09600	61	10031	41	10105	39	10166	39	10242	39	10556	40
05808	31	08585	64	08849	64	09601	61	10033	41	10110	39	10167	39	10244	39	10557	40
05809	31	08586	62	08855	64	09604	61	10034	41	10111	39	10168	39	10482	39	10558	40
05810	31	08586	64	08856	64	09605	61	10035	41	10112	39	10169	39	10483	39	10559	40
05811	31	08587	62	09000	60	09609	66	10037	41	10113	39	10170	39	10484	39	10560	40
05812	31	08587	64	09001	60	09660	61	10038	41	10114	39	10171	39	10485	39	10562	40

Book Index By Item Code

Item Code	Page	Item Code	Page	Item Code	Page	Item Code	Page	Item Code	Page	Item Code	Page	Item Code	Page	Item Code	Page		
10563	40	10630	40	11132	41	11886	41	15002	44	18231	24	19200	28	19485	48	20041	116
10564	40	10632	40	11134	41	11888	41	15003	44	18243	25	19300	28	19486	48	20042	116
10565	40	10635	40	11136	41	11890	41	15004	44	18244	24	19339	29	19489	48	20044	112
10566	40	10637	40	11138	41	11906	41	15005	44	18245	24	19340	29	19490	48	20045	112
10568	40	10638	40	11142	41	11909	41	15006	44	18248	25	19341	29	19491	48	20047	112
10570	40	10639	40	11145	41	11911	41	15007	45	18250	24	19342	29	19494	48	20048	112
10571	40	10641	40	11148	41	11913	41	15008	45	18272	24	19343	29	19701	24	20049	112
10573	40	10643	40	11150	41	11925	41	15009	45	18273	24	19349	29	19702	24	20051	113
10574	40	10644	40	11152	41	11928	41	15010	45	18370	16	19350	29	19703	24	20052	112
10575	40	10645	40	11154	41	11931	41	15011	45	18374	16	19351	29	19704	24	20053	112
10577	40	10646	40	11157	41	11934	41	15012	45	18400	16	19358	28	20000	112	20053	116
10579	40	10648	40	11160	41	11936	41	15013	45	18404	16	19361	28	20001	112	20056	113
10580	40	10651	40	11163	41	11938	41	15014	45	18427	17	19362	28	20002	112	20057	113
10581	40	10653	40	11165	41	11940	41	15015	44	18429	17	19364	28	20003	113	20058	113
10582	40	10654	40	11167	41	11950	41	15017	45	18430	17	19365	28	20004	112	20059	113
10584	40	10655	40	11169	41	11956	41	15025	44	18431	17	19366	28	20005	112	20060	113
10586	40	10657	40	11187	41	11961	41	15026	44	18453	16	19368	28	20006	112	20061	113
10587	40	10661	40	11190	41	11963	41	15027	44	18454	16	19370	28	20006	116	20062	113
10589	40	10662	40	11193	41	11982	41	15027	45	18455	16	19371	28	20007	112	20065	113
10590	40	10664	40	11195	41	11984	41	15028	45	18477	16	19373	28	20008	112	20066	113
10591	40	10667	40	11197	41	11998	41	15029	45	18478	16	19375	28	20009	113	20068	113
10593	40	10669	40	11199	41	12375	42	15030	45	18479	16	19376	28	20010	116	20079	115
10595	40	10670	40	11205	41	12376	42	15031	45	18507	17	19378	28	20011	116	20080	113
10596	40	10677	40	11210	41	12378	42	15032	44	18508	17	19380	29	20012	112	20081	113
10597	40	10680	40	11212	41	12379	42	15033	44	18509	17	19395	29	20013	112	20082	113
10598	40	10683	40	11214	41	12380	42	15035	45	18540	17	19460	48	20014	112	20083	113
10600	40	10685	40	11220	41	12381	42	15036	45	18541	17	19461	48	20015	113	20084	113
10603	40	10687	40	11225	41	12388	42	15093	44	18542	17	19462	48	20016	112	20085	115
10605	40	11075	41	11227	41	12389	42	15101	44	18543	17	19463	48	20017	112	20086	115
10607	40	11078	41	11229	41	13250	41	18015	26	18544	17	19466	48	20018	112	20087	115
10609	40	11081	41	11831	41	13252	41	18016	26	18700	18	19467	48	20018	116	20090	112
10611	40	11084	41	11836	41	13253	41	18017	26	18701	18	19468	48	20021	113	20091	112
10612	40	11086	41	11838	41	13254	41	18036	29	18720	18	19470	48	20022	116	20094	112
10613	40	11088	41	11840	41	13256	41	18043	29	18721	18	19473	48	20022	116	20095	112
10614	40	11090	41	11846	41	14979	44	18052	29	18850	16	19474	48	20023	116	20096	112
10616	40	11092	41	11849	41	14983	44	18100	58	18851	16	19475	48	20023	116	20096	116
10619	40	11095	41	11852	41	14990	45	18101	58	18854	16	19476	48	20028	112	20102	112
10621	40	11098	41	11855	41	14991	45	18180	13	18904	13	19477	48	20029	112	20103	112
10622	40	11101	41	11857	41	14992	45	18181	13	18905	13	19478	48	20034	112	20118	112
10623	40	11103	41	11859	41	14993	45	18182	13	18906	13	19479	48	20035	112	20119	112
10625	40	11105	41	11861	41	14994	45	18183	13	18907	13	19480	48	20038	112	20122	112
10627	40	11107	41	11878	41	14995	44	18227	8	19037	24	19481	48	20039	112	20123	112
10628	40	11126	41	11881	41	15000	44	18228	8	19100	29	19483	48	20040	112	20124	112
10629	40	11129	41	11884	41	15001	44	18230	24	19194	29	19484	48	20040	116	20191	112

Book Index By Item Code

Item Code	Page	Item Code	Page	Item Code	Page	Item Code	Page	Item Code	Page	Item Code	Page	Item Code	Page	Item Code	Page		
20197	117	20399	95	30390	134	30461	115	30485	114	30558	114	30642	114	30728	114	30867	58
20200	117	20399	117	30392	134	30462	54	30486	114	30559	114	30643	114	30729	114	30875	115
20201	117	20400	95	30393	134	30462	115	30487	114	30560	114	30644	114	30730	114	30877	115
20202	117	20400	117	30394	134	30463	54	30488	114	30561	114	30645	114	30731	114	30882	127
20203	117	20406	117	30395	134	30463	96	30489	114	30562	114	30646	114	30732	114	30888	96
20204	117	20407	117	30396	134	30463	115	30490	114	30564	114	30647	114	30733	114	30888	115
20205	117	20409	117	30397	134	30463	116	30491	114	30567	114	30650	114	30734	114	30889	115
20206	116	20410	117	30398	134	30464	115	30492	114	30568	114	30651	114	30799	95	30890	115
20327	112	20411	117	30399	134	30464	116	30493	114	30569	114	30652	114	30800	95	30894	96
20330	112	20412	117	30400	134	30465	54	30494	114	30572	114	30653	114	30801	95	30900	128
20331	112	20413	117	30403	137	30465	115	30496	114	30573	114	30655	114	30802	95	30901	128
20334	112	20414	117	30408	134	30465	116	30499	115	30574	114	30658	114	30803	95	30902	128
20335	112	20419	117	30414	134	30468	96	30500	114	30575	114	30661	114	30804	95	30903	128
20336	112	30001	132	30418	134	30468	115	30501	114	30576	114	30662	114	30805	95	30904	128
20340	112	30002	132	30421	134	30469	115	30502	114	30577	114	30663	114	30806	95	30905	128
20341	112	30003	133	30423	134	30470	115	30503	114	30578	114	30664	114	30807	95	30906	128
20344	112	30004	133	30424	134	30471	96	30504	114	30584	114	30666	114	30808	95	30907	128
20345	112	30005	133	30430	134	30471	115	30505	114	30585	114	30667	114	30809	95	30908	128
20346	112	30006	133	30435	106	30471	116	30506	114	30588	114	30668	114	30810	95	30909	95
20364	112	30007	133	30435	121	30472	115	30507	114	30589	114	30669	114	30811	95	30909	128
20365	112	30008	133	30435	127	30472	116	30508	114	30590	114	30671	114	30813	95	30910	128
20366	112	30011	132	30437	114	30473	115	30509	114	30591	114	30673	114	30814	95	30911	128
20367	112	30012	132	30437	128	30473	116	30510	114	30592	114	30675	114	30815	95	30912	128
20368	112	30013	133	30438	115	30474	54	30511	114	30593	114	30676	114	30816	95	30913	95
20370	112	30014	133	30439	115	30474	96	30513	114	30594	114	30678	114	30817	95	30913	128
20371	112	30018	132	30442	96	30474	115	30516	114	30595	115	30681	114	30818	95	30914	95
20372	112	30019	132	30442	115	30474	116	30517	114	30595	126	30682	114	30819	95	30915	95
20373	112	30021	132	30443	115	30475	115	30518	114	30600	114	30683	114	30820	95	30916	95
20377	117	30022	132	30444	115	30475	116	30519	114	30601	114	30684	114	30821	95	30917	95
20378	117	30024	133	30445	96	30479	115	30520	114	30604	114	30686	114	30822	95	30918	95
20379	117	30033	133	30446	96	30479	116	30521	114	30605	114	30704	114	30823	95	30919	95
20380	95	30034	133	30446	126	30480	115	30522	114	30606	114	30707	114	30824	95	30921	128
20381	95	30052	134	30447	96	30480	116	30523	114	30607	114	30708	114	30825	95	30931	106
20381	117	30053	116	30447	115	30480	116	30524	114	30608	114	30709	114	30826	95	30931	115
20382	117	30054	116	30447	116	30480	116	30525	114	30609	114	30712	114	30836	96	30931	121
20387	95	30070	116	30448	115	30481	54	30526	114	30610	114	30713	114	30837	96	30931	127
20387	117	30367	137	30448	116	30481	96	30527	114	30616	114	30714	114	30838	96	30932	106
20388	117	30368	137	30449	115	30481	115	30529	114	30619	114	30715	114	30839	96	30932	115
20397	95	30369	133	30449	116	30481	116	30548	114	30620	114	30716	114	30840	96	30932	121
20397	117	30369	137	30453	96	30481	116	30551	114	30621	114	30717	114	30841	96	30932	127
20397	117	30373	134	30453	115	30481	116	30552	114	30622	114	30718	114	30842	96	30937	128
20398	95	30375	106	30460	54	30481	126	30553	114	30623	114	30723	114	30843	96	30938	128
20398	117	30375	126	30460	96	30483	114	30556	114	30624	114	30724	114	30867	45	30939	128
20398	117	30375	127	30460	115	30484	114	30557	114	30625	114	30725	114	30867	54	30940	128

Book Index By Item Code

Item Code	Page	Item Code	Page	Item Code	Page	Item Code	Page	Item Code	Page	Item Code	Page	Item Code	Page	Item Code	Page		
30941	128	31731	135	32274	129	38041	94	38130	103	38184	103	38350	104	39255	105	39802	103
30950	95	31732	135	32275	57	38041	103	38131	94	38185	94	38351	104	39274	105	39808	103
30951	95	31733	135	32276	57	38043	94	38131	103	38185	103	38352	104	39275	105	39811	103
30952	95	31734	135	32277	57	38043	103	38132	94	38188	103	38355	104	39276	105	39812	103
30953	95	31735	135	32278	57	38044	94	38132	103	38195	103	38362	104	39277	105	39817	103
30954	95	31736	135	32279	57	38044	103	38133	94	38199	94	38363	104	39278	105	39842	93
30961	128	31737	135	32294	129	38045	94	38133	103	38199	103	38364	104	39279	105	39855	93
30962	128	31738	135	37179	104	38045	103	38134	94	38201	94	38365	104	39280	105	39901	92
30963	128	31739	135	37437	104	38046	94	38134	103	38201	103	38366	104	39281	105	39904	93
30964	128	31740	135	37438	104	38046	103	38135	94	38202	94	38368	104	39282	105	39907	92
30965	128	31741	135	37439	104	38047	94	38135	103	38202	103	38369	104	39283	105	39917	93
31075	115	31742	135	37440	104	38047	103	38136	94	38203	94	38370	104	39300	105	39919	93
31075	127	31743	135	37441	104	38048	94	38136	103	38203	103	38371	104	39301	105	39929	93
31700	135	31744	135	37442	104	38048	103	38137	94	38204	94	38372	104	39302	105	39935	93
31701	135	31747	135	37443	104	38049	94	38137	103	38204	103	38373	104	39303	105	39938	93
31702	135	31792	136	37444	104	38049	103	38138	94	38205	103	38374	104	39304	105	39939	93
31703	135	31793	136	37445	104	38075	94	38138	103	38211	103	38375	104	39305	105	39953	93
31704	135	31794	136	37446	104	38077	94	38143	104	38222	103	38376	104	39306	105	39958	93
31705	135	31798	136	38000	94	38079	94	38144	105	38240	103	38377	104	39307	105	39959	93
31706	135	31799	136	38000	103	38080	94	38145	105	38300	104	38378	104	39308	105	39978	92
31707	135	31978	108	38001	94	38081	94	38146	105	38301	104	38380	104	39309	105	39980	92
31708	135	31978	115	38001	103	38108	94	38147	105	38302	104	38381	104	39574	93	39982	92
31709	135	31978	127	38002	94	38108	103	38148	105	38303	104	38387	104	39577	93	39984	92
31710	135	31980	108	38002	103	38109	94	38149	105	38305	104	38390	104	39580	93	39986	92
31711	135	31980	115	38003	94	38109	103	38150	105	38312	104	38401	104	39583	93	39995	92
31712	135	31980	127	38003	103	38110	94	38151	105	38317	104	38403	104	39586	93	39997	92
31713	135	31991	137	38004	94	38110	103	38154	105	38320	104	38404	104	39589	93	40000	92
31714	135	31992	137	38004	103	38111	94	38161	104	38321	104	38405	104	39603	92	40001	92
31715	135	31993	137	38005	94	38111	103	38162	104	38322	104	38406	104	39605	92	40002	92
31716	135	31996	137	38005	103	38112	94	38164	104	38323	104	38409	104	39607	92	40003	92
31717	135	31999	137	38007	94	38112	103	38165	104	38325	104	38410	104	39610	92	40004	92
31718	135	32052	137	38007	103	38113	94	38166	104	38335	104	38411	104	39613	92	40005	92
31719	135	32068	137	38008	94	38113	103	38167	104	38336	104	38412	104	39615	92	40006	92
31720	135	32069	137	38008	103	38114	94	38168	104	38337	104	38417	104	39617	92	40007	92
31721	135	32070	137	38009	94	38114	103	38169	104	38338	104	38418	104	39624	92	40008	92
31722	135	32267	129	38009	103	38115	94	38170	104	38339	104	38419	104	39625	92	40009	92
31723	135	32268	129	38010	94	38115	103	38171	104	38340	104	38420	104	39626	92	40010	92
31724	135	32269	129	38010	103	38116	94	38180	94	38341	104	38425	104	39627	92	40012	92
31725	135	32270	129	38011	94	38116	103	38180	103	38342	104	38426	104	39628	92	40013	92
31726	135	32271	129	38011	103	38117	94	38182	94	38343	104	38427	104	39629	92	40014	92
31727	135	32272	57	38012	94	38117	103	38182	103	38344	104	38428	104	39674	93	40015	92
31728	135	32272	129	38012	103	38129	94	38183	94	38345	104	38429	104	39675	93	40016	92
31729	135	32273	129	38013	94	38129	103	38183	103	38348	104	39250	105	39740	94	40017	92
31730	135	32274	57	38013	103	38130	94	38184	94	38349	104	39251	105	39740	103	40020	92

Book Index By Item Code

Item Code	Page	Item Code	Page	Item Code	Page	Item Code	Page	Item Code	Page	Item Code	Page	Item Code	Page	Item Code	Page		
40023	92	40100	93	40174	94	40228	92	40504	109	40536	120	40629	103	40691	103	40804	122
40025	92	40101	93	40175	94	40229	92	40506	101	40537	101	40631	94	40692	94	40828	100
40031	120	40102	93	40175	103	40242	93	40506	120	40537	120	40631	103	40692	103	40829	100
40035	92	40103	93	40177	94	40243	93	40507	101	40538	101	40632	94	40707	104	40830	100
40036	92	40108	93	40177	103	40244	93	40507	120	40538	120	40632	103	40709	104	40831	100
40037	92	40109	93	40178	94	40245	93	40508	98	40539	98	40633	94	40710	104	40832	100
40038	92	40110	93	40178	103	40246	93	40508	120	40539	101	40633	103	40712	104	40833	100
40039	92	40134	93	40179	94	40247	93	40509	98	40539	120	40634	94	40713	104	40834	100
40040	92	40135	96	40179	103	40315	98	40509	120	40540	98	40634	103	40714	104	40857	102
40043	92	40135	103	40180	94	40316	98	40510	98	40540	101	40636	94	40716	104	40857	120
40046	93	40138	93	40180	103	40317	98	40510	108	40540	120	40636	103	40718	104	40858	102
40047	93	40150	94	40181	94	40318	98	40510	121	40541	101	40637	94	40720	104	40858	120
40048	93	40151	94	40181	103	40319	98	40511	108	40541	120	40637	103	40721	104	40859	102
40049	93	40152	94	40182	94	40320	98	40517	98	40542	98	40638	94	40750	119	40859	120
40050	93	40153	94	40182	103	40329	101	40517	108	40542	101	40639	94	40751	119	40860	102
40051	93	40153	103	40183	94	40348	98	40519	101	40542	120	40640	94	40752	119	40860	120
40052	93	40154	94	40198	104	40348	108	40519	120	40543	98	40654	105	40753	119	40861	102
40053	93	40155	94	40199	104	40381	119	40520	101	40543	101	40657	105	40755	119	40861	120
40054	93	40155	103	40201	103	40389	100	40520	120	40543	120	40658	119	40756	119	40862	102
40058	93	40156	94	40202	94	40390	100	40522	101	40544	101	40659	105	40760	121	40862	120
40059	93	40156	103	40202	103	40391	100	40522	120	40544	120	40661	105	40762	98	40863	102
40060	93	40157	94	40203	94	40392	100	40523	101	40545	101	40663	105	40762	120	40863	120
40061	93	40157	103	40204	94	40393	100	40523	120	40545	120	40665	105	40769	119	40864	102
40062	93	40158	94	40204	103	40399	100	40527	98	40546	101	40667	105	40771	107	40882	121
40063	93	40158	103	40205	94	40408	100	40527	101	40546	120	40669	105	40773	107	40891	102
40066	93	40159	94	40205	103	40409	100	40527	120	40547	101	40670	105	40775	107	40891	120
40068	93	40159	103	40206	94	40415	100	40528	98	40547	120	40671	105	40776	107	40892	102
40069	93	40160	94	40206	103	40416	100	40528	101	40548	101	40679	105	40782	107	40892	120
40070	93	40160	103	40207	94	40424	98	40528	120	40548	120	40680	105	40783	107	40893	102
40071	93	40161	94	40207	103	40424	120	40529	101	40550	98	40681	105	40784	107	40893	120
40073	93	40161	103	40209	103	40455	98	40529	120	40551	98	40682	119	40785	107	40895	102
40074	93	40162	94	40210	94	40468	98	40530	101	40552	98	40683	119	40786	119	40895	120
40075	93	40162	103	40210	103	40468	120	40530	120	40553	98	40684	119	40787	119	40897	102
40076	93	40163	94	40211	94	40469	98	40531	101	40554	98	40685	94	40788	119	40897	120
40077	93	40163	103	40211	103	40479	98	40531	120	40555	98	40685	103	40789	119	40898	102
40080	120	40164	93	40212	94	40482	109	40532	101	40563	120	40686	94	40790	119	40898	120
40086	93	40165	93	40212	103	40483	109	40532	120	40564	120	40686	103	40791	119	40899	102
40087	93	40166	93	40213	94	40484	109	40533	101	40565	120	40687	94	40793	121	40899	120
40088	93	40167	93	40213	103	40485	109	40533	120	40566	120	40687	103	40794	121	40901	102
40089	93	40168	93	40214	94	40487	109	40534	101	40567	120	40688	94	40796	121	40901	120
40094	120	40169	93	40214	103	40488	109	40534	120	40568	120	40688	103	40800	122	40907	122
40095	120	40170	94	40225	92	40489	109	40535	101	40569	98	40689	94	40801	122	40908	109
40096	120	40172	94	40226	92	40502	109	40535	120	40570	98	40689	103	40802	122	40908	122
40097	120	40173	94	40227	92	40503	109	40536	101	40629	94	40691	94	40803	122	40915	122

Book Index By Item Code

Item Code	Page	Item Code	Page	Item Code	Page	Item Code	Page	Item Code	Page	Item Code	Page	Item Code	Page	Item Code	Page		
40916	122	40980	102	41055	121	41192	120	41278	99	41382	103	41630	98	41847	102	41917	123
40918	122	40980	120	41056	109	41193	101	41279	99	41383	94	41631	98	41848	102	41918	123
40919	122	40981	102	41057	109	41193	120	41283	99	41383	103	41632	98	41849	102	41919	123
40920	121	40981	120	41058	106	41194	101	41284	99	41384	94	41633	98	41850	102	41920	123
40921	121	40982	102	41067	99	41194	120	41285	99	41384	103	41634	98	41851	102	41921	123
40922	121	40982	120	41068	106	41195	101	41286	99	41385	94	41642	98	41852	102	41922	123
40923	121	40983	102	41069	109	41195	120	41287	99	41385	103	41643	98	41853	102	41924	123
40924	121	40983	120	41078	110	41196	101	41288	99	41388	103	41709	98	41854	102	41925	123
40925	121	40984	102	41089	121	41196	120	41289	99	41391	99	41712	100	41855	102	41926	123
40927	121	40984	120	41097	121	41197	101	41290	99	41392	99	41713	100	41856	102	41927	123
40928	121	40985	102	41098	121	41197	120	41291	99	41393	99	41714	100	41857	102	41928	123
40930	122	40988	108	41099	121	41198	101	41292	99	41394	99	41715	100	41858	102	41929	123
40940	105	40988	121	41107	121	41198	120	41294	99	41395	99	41716	100	41859	102	41930	123
40941	105	40990	108	41110	109	41199	101	41296	99	41409	99	41737	100	41860	102	41931	123
40942	105	40990	121	41115	107	41199	120	41298	99	41450	99	41738	100	41861	102	41935	102
40943	105	40991	108	41116	107	41200	98	41314	99	41509	99	41739	100	41862	102	41937	121
40955	102	40991	121	41117	107	41200	101	41315	99	41510	99	41740	100	41879	102	41960	109
40955	120	40994	106	41118	107	41200	120	41316	99	41511	99	41741	100	41880	102	41961	109
40956	102	40995	106	41119	107	41201	98	41319	99	41512	99	41776	119	41881	102	41962	109
40956	120	40996	106	41123	121	41201	101	41326	99	41513	99	41777	110	41882	102	41963	109
40957	102	40997	106	41124	121	41201	120	41327	99	41514	99	41781	101	41883	102	41987	110
40957	120	41008	121	41126	121	41202	101	41328	99	41515	99	41781	120	41884	102	41992	110
40958	102	41016	121	41138	121	41202	120	41329	99	41516	99	41785	120	41885	102	41998	110
40958	120	41020	122	41139	121	41203	101	41341	99	41525	99	41786	120	41886	102	41999	110
40959	102	41021	122	41148	121	41203	120	41342	99	41542	100	41788	120	41887	102	42000	110
40959	120	41022	122	41149	121	41204	101	41351	99	41543	100	41792	120	41888	102	42016	110
40960	122	41023	122	41152	121	41204	120	41354	94	41544	100	41793	120	41889	102	42036	110
40961	102	41024	122	41153	121	41205	101	41354	103	41545	100	41794	120	41890	102	42037	110
40961	120	41031	106	41168	121	41205	120	41355	94	41546	100	41795	120	41891	102	42038	110
40962	122	41032	106	41179	121	41206	101	41355	103	41547	100	41796	120	41892	102	42039	110
40963	122	41033	106	41181	101	41206	120	41356	94	41548	100	41797	120	41893	102	42040	110
40964	122	41034	106	41181	120	41207	101	41356	103	41581	99	41798	120	41894	102	42041	110
40965	122	41035	106	41183	101	41207	120	41357	94	41584	99	41799	120	41895	102	42042	110
40966	122	41041	106	41183	120	41208	101	41357	103	41613	98	41800	120	41896	102	42043	110
40969	102	41042	106	41185	101	41208	120	41358	94	41614	98	41812	107	41906	123	42044	110
40969	120	41043	106	41185	120	41213	108	41358	103	41615	98	41813	107	41907	123	42065	120
40970	122	41044	106	41187	121	41214	108	41359	94	41616	98	41814	107	41908	123	42066	120
40971	102	41045	106	41190	98	41215	108	41359	103	41617	98	41815	107	41909	123	42067	120
40971	120	41046	106	41190	101	41216	108	41363	103	41618	98	41829	119	41910	123	42068	120
40975	122	41047	106	41190	120	41218	108	41380	94	41619	98	41834	110	41911	123	42069	120
40978	102	41048	106	41191	98	41219	108	41380	103	41623	98	41835	110	41912	123	42070	120
40978	120	41050	106	41191	101	41220	108	41381	94	41624	98	41836	110	41913	123	42071	120
40979	102	41054	106	41191	120	41276	99	41381	103	41628	98	41845	102	41915	123	42072	120
40979	120	41055	106	41192	101	41277	99	41382	94	41629	98	41846	102	41916	123	42073	120

Book Index By Item Code

Item Code	Page	Item Code	Page	Item Code	Page	Item Code	Page	Item Code	Page	Item Code	Page	Item Code	Page	Item Code	Page		
42074	120	50009	35	50423	35	54111	35	54491	34	54540	34	54607	34	55554	36	56105	81
42075	120	50015	37	50426	35	54112	35	54492	34	54541	34	54608	34	55590	36	56106	81
42076	120	50015	45	50427	35	54113	35	54493	34	54542	34	54609	34	55592	36	56107	81
42082	110	50016	36	50428	35	54114	35	54494	34	54543	34	54610	34	56000	69	56108	81
42083	110	50016	37	50429	35	54115	35	54495	34	54544	34	54611	34	56001	69	56109	81
42085	109	50025	37	50430	35	54116	35	54496	34	54545	34	54612	34	56002	69	56110	81
42152	119	50053	36	50431	35	54117	35	54497	34	54546	34	54613	34	56003	69	56111	81
42153	119	50075	36	50432	35	54118	35	54498	34	54547	34	54614	34	56004	69	56112	81
42154	119	50077	36	50433	35	54119	35	54499	34	54549	34	54615	34	56005	69	56113	81
42155	119	50144	37	50435	35	54120	35	54500	34	54550	34	54616	34	56006	69	56114	81
42521	110	50146	37	50437	35	54121	35	54501	34	54551	34	54617	34	56007	69	56115	81
42522	110	50165	35	50439	35	54123	35	54502	34	54552	34	54618	34	56008	69	56116	81
43008	110	50174	35	50440	35	54148	35	54503	34	54553	34	54619	34	56009	69	56117	81
43022	109	50175	35	50441	35	54149	35	54504	34	54554	34	54620	34	56010	69	56118	81
43023	109	50176	35	50443	35	54150	35	54505	34	54555	34	54621	34	56011	69	56119	81
43024	109	50178	35	50444	35	54151	35	54506	34	54556	34	54622	34	56012	69	56120	81
43027	109	50179	35	50445	35	54152	35	54507	34	54557	34	54624	34	56013	69	56121	81
43029	109	50180	35	50446	35	54153	35	54508	34	54558	34	54625	34	56014	69	56122	81
43030	109	50181	35	50448	35	54154	35	54509	34	54559	34	54626	36	56015	69	56123	81
43031	109	50183	35	50477	35	54155	35	54510	34	54560	34	54626	36	56016	69	56128	81
43032	109	50188	37	50661	35	54156	35	54513	34	54566	34	54627	36	56017	69	56129	81
43033	109	50200	37	50662	35	54157	35	54514	34	54568	34	54627	36	56018	69	56130	81
43034	109	50201	36	50665	35	54158	35	54515	34	54573	34	54628	36	56019	69	56131	81
43035	109	50226	37	50666	35	54164	35	54516	34	54580	34	54628	36	56020	69	56132	81
43036	109	50227	37	50669	35	54426	34	54517	34	54586	34	54629	36	56021	69	56133	81
43037	109	50231	37	50670	35	54429	34	54518	34	54587	34	54629	36	56022	69	56134	81
43038	109	50238	37	50673	35	54456	34	54519	34	54588	34	54631	36	56023	69	56135	81
43039	109	50239	37	50674	35	54460	34	54520	34	54589	34	54631	36	56024	69	56140	81
43040	109	50240	37	53234	105	54473	34	54521	34	54590	34	54632	36	56025	69	56141	81
43041	109	50243	37	53235	105	54476	34	54522	34	54591	34	54632	36	56026	69	56142	81
43042	109	50244	37	53236	105	54477	34	54523	34	54592	34	54633	35	56027	69	56143	81
43043	109	50248	37	53237	105	54478	34	54524	34	54593	34	54634	35	56028	69	56148	81
43044	109	50249	36	53238	105	54479	34	54525	34	54594	34	54635	35	56029	69	56149	81
43045	109	50249	126	53255	105	54480	34	54528	34	54595	34	54636	36	56030	69	56150	81
43061	109	50270	37	53256	105	54481	34	54529	34	54596	34	54713	36	56031	69	56151	81
43062	109	50272	37	53257	105	54482	34	54530	34	54597	34	54713	36	56032	69	56181	81
43063	110	50413	35	53258	105	54483	34	54531	34	54598	34	54714	36	56033	69	56182	81
43063	121	50414	35	53259	105	54484	34	54532	34	54599	34	54714	36	56034	69	56183	81
43064	110	50415	35	54002	35	54485	34	54533	34	54601	34	54715	34	56035	69	56184	81
43064	121	50416	35	54003	35	54486	34	54534	34	54602	34	54765	34	56100	81	56185	81
50003	58	50418	35	54005	35	54487	34	54535	34	54603	34	54769	34	56101	81	56186	81
50003	127	50419	35	54006	35	54488	34	54536	34	54604	34	55024	34	56102	81	56187	81
50004	19	50420	35	54010	37	54489	34	54538	34	54605	34	55059	34	56103	81	56188	81
50004	58	50421	35	54030	36	54490	34	54539	34	54606	34	55541	36	56104	81	56189	81

Book Index By Item Code

Item Code	Page	Item Code	Page	Item Code	Page	Item Code	Page	Item Code	Page	Item Code	Page	Item Code	Page	Item Code	Page		
56190	81	56251	83	56537	74	56559	70	56699	86	57140	78	57212	79	76469	138	80075	47
56206	82	56252	83	56538	70	56559	74	56700	86	57141	78	57250	74	76470	138	80076	47
56207	82	56253	83	56539	70	56560	70	56701	86	57142	78	57250	79	76472	139	80078	48
56208	82	56254	83	56540	70	56560	74	56702	86	57143	78	57251	74	76473	139	80079	48
56209	82	56255	83	56540	74	56561	70	56703	86	57144	78	57251	79	76474	139	80090	48
56210	82	56256	83	56541	70	56561	74	56704	86	57145	78	57252	74	76476	139	80099	47
56211	82	56277	83	56541	74	56562	70	56705	86	57146	78	57252	79	76477	139	80100	47
56212	82	56500	70	56542	70	56562	74	56707	83	57147	78	57255	79	76478	139	80110	47
56213	82	56501	70	56542	74	56563	70	56732	84	57148	78	57256	79	76479	139	80150	47
56214	82	56502	70	56543	70	56563	74	56733	84	57149	78	57257	79	76481	139	80201	47
56215	82	56503	70	56543	74	56564	70	56734	84	57150	78	57258	74	76482	139	80202	47
56216	82	56504	70	56544	70	56564	74	56735	84	57151	78	57258	79	76983	138	80203	47
56217	82	56505	70	56544	74	56565	70	56737	84	57152	78	70015	50	76984	139	80204	47
56218	82	56506	70	56545	70	56566	70	56739	69	57173	78	70020	50	76985	139	99280	56
56219	82	56507	70	56545	74	56567	70	56743	79	57174	78	70023	50	76986	139	99281	56
56220	82	56508	70	56546	70	56568	70	56744	83	57175	78	70028	50	77250	139	99282	56
56221	82	56509	70	56546	74	56568	74	56746	84	57176	78	70030	50	77251	139	99283	56
56222	82	56510	70	56547	70	56577	70	56747	84	57177	78	70034	50	77729	138	99287	56
56223	82	56511	70	56548	70	56585	69	57100	78	57178	78	70045	50	80011	47	99288	56
56224	82	56519	70	56549	70	56586	69	57101	78	57180	79	70046	50	80012	47	99289	56
56225	82	56520	70	56549	74	56587	69	57102	78	57181	79	70047	50	80013	47	99290	56
56228	83	56521	70	56549	78	56588	69	57103	78	57182	79	70050	50	80014	47	99295	56
56229	83	56522	70	56550	70	56600	84	57104	78	57183	79	70051	50	80015	47	99296	56
56230	83	56523	70	56550	74	56601	84	57105	78	57184	79	70056	50	80016	47	99297	56
56231	83	56524	70	56550	78	56602	84	57106	78	57185	79	70057	50	80017	47	99301	56
56232	83	56525	70	56551	70	56603	84	57107	78	57186	79	70058	50	80018	47	99302	56
56233	83	56526	70	56551	74	56604	84	57108	78	57187	79	70060	50	80019	47	99303	56
56234	83	56527	70	56551	78	56618	84	57109	78	57188	79	70061	50	80020	47	99304	56
56235	83	56528	70	56552	70	56639	84	57110	78	57189	79	70064	50	80021	47	99500	52
56236	83	56529	70	56552	74	56640	84	57111	78	57190	79	70065	50	80022	47	99501	52
56237	83	56530	70	56552	78	56641	84	57112	78	57191	79	70066	50	80023	47	99502	52
56238	83	56531	70	56553	70	56642	84	57120	78	57192	79	70067	50	80024	47	99503	52
56239	83	56531	74	56553	74	56643	84	57121	78	57200	79	70110	50	80025	47	99504	52
56240	83	56532	70	56553	78	56644	84	57122	78	57201	79	70111	50	80026	47	99505	52
56241	83	56532	74	56554	70	56645	84	57123	78	57202	79	70112	50	80027	47	99506	52
56242	83	56533	70	56554	74	56646	84	57124	78	57203	79	70113	50	80028	47	99507	52
56243	83	56533	74	56554	78	56651	86	57125	78	57204	79	70114	50	80038	48	99508	52
56244	83	56534	70	56555	70	56667	83	57126	78	57205	79	70170	50	80039	48	99509	52
56245	83	56534	74	56555	74	56668	83	57127	78	57206	79	70171	50	80040	48	99510	52
56246	83	56535	70	56555	78	56669	83	57128	78	57207	79	70172	50	80041	48	99511	52
56247	83	56535	74	56556	70	56695	86	57129	78	57208	79	70174	50	80042	48	99512	52
56248	83	56536	70	56557	70	56696	86	57130	78	57209	79	70175	50	80043	48	99513	52
56249	83	56536	74	56558	70	56697	86	57131	78	57210	79	70176	50	80044	48	99514	52
56250	83	56537	70	56558	74	56698	86	57132	78	57211	79	70178	50	80045	48	99515	52

Book Index By Item Code

Item Code	Page	Item Code	Page	Item Code	Page	Item Code	Page	Item Code	Page	Item Code	Page	Item Code	Page	Item Code	Page		
99516	52	99579	53	103333	74	106320	77	106364	77	106428	73	108384	133	112899	36	113877	52
99517	52	99580	53	103334	74	106321	77	106365	77	106429	73	108385	133	113371	73	114974	133
99518	52	99581	53	103335	74	106322	77	106366	77	106430	73	108821	84	113372	69	115255	90
99519	52	99582	53	103336	74	106323	77	106367	77	106431	73	109171	62	113373	69	116211	90
99520	52	99583	53	103687	74	106324	77	106368	77	106432	73	109186	62	113374	73	116895	81
99521	52	99586	53	104112	131	106325	77	106369	77	106433	73	109226	63	113838	52	116896	81
99522	52	99589	53	104113	131	106326	77	106370	77	106434	73	109228	64	113839	52	116897	81
99523	52	99590	53	104114	131	106327	77	106371	77	106435	73	109455	90	113840	52	116898	81
99525	52	99591	53	104115	131	106328	77	106372	77	106436	73	109506	63	113841	52	116899	81
99529	53	99592	53	104116	131	106329	77	106373	77	106437	73	109508	64	113842	52	116900	81
99529	54	99593	53	104117	131	106330	77	106374	77	106438	73	109511	90	113843	52	116901	81
99531	53	99594	53	104438	106	106331	77	106375	77	106439	73	109627	63	113844	52	116902	81
99535	53	99597	53	104674	74	106332	77	106376	77	106440	73	109629	64	113845	52	116903	81
99535	54	99598	53	104674	79	106333	77	106377	77	106441	73	109637	62	113846	52	116904	81
99536	53	99599	53	105509	110	106334	77	106378	77	106442	73	109794	90	113847	52	116905	81
99536	54	99600	53	105844	63	106335	77	106379	77	106443	73	111055	66	113848	52	116906	81
99537	54	99601	53	105846	64	106336	77	106400	73	106444	73	111056	125	113849	52	116907	81
99538	54	99626	54	105953	84	106337	77	106401	73	106445	73	111057	125	113850	52	116908	81
99539	54	99627	54	106186	130	106338	77	106402	73	106446	73	111058	125	113851	52	116909	81
99541	54	99648	53	106186	131	106339	77	106403	73	106447	73	111059	125	113852	52	116910	81
99542	54	99690	54	106279	74	106340	77	106404	73	106448	73	111081	125	113853	52	116911	81
99543	54	99832	56	106279	79	106341	77	106405	73	106449	73	111143	125	113854	52	116912	81
99544	54	99844	56	106280	74	106342	77	106406	73	106450	73	111145	125	113855	52	116913	81
99546	54	99855	56	106280	79	106343	77	106407	73	106451	73	111146	126	113856	52	116914	81
99547	54	99860	55	106300	77	106344	77	106408	73	106452	73	111149	126	113857	52	116915	81
99548	54	99861	55	106301	77	106345	77	106409	73	106453	73	111186	126	113858	52	116916	81
99551	54	99967	55	106302	77	106346	77	106410	73	106454	73	111217	126	113859	52	116917	81
99552	54	99968	55	106303	77	106347	77	106411	73	106455	73	111218	126	113860	52	116918	81
99553	54	99969	55	106304	77	106348	77	106412	73	106957	84	111220	126	113861	52	116919	81
99554	54	99983	55	106305	77	106349	77	106413	73	107321	62	111222	126	113862	52	116920	81
99555	54	99984	55	106306	77	106350	77	106414	73	107321	64	111223	126	113863	52	116921	81
99556	54	99985	55	106307	77	106351	77	106415	73	107322	64	111224	125	113864	52	116922	81
99560	54	99987	55	106308	77	106352	77	106416	73	107323	62	111225	126	113865	52	116923	81
99563	54	99996	56	106309	77	106353	77	106417	73	107452	130	111227	126	113866	52	116924	81
99565	53	101780	61	106310	77	106354	77	106418	73	107452	131	111282	125	113867	52	116925	81
99566	54	101808	84	106311	77	106355	77	106419	73	108037	101	111390	133	113868	52	116926	81
99569	54	102390	131	106312	77	106356	77	106420	73	108043	133	111392	126	113869	52	116927	81
99570	52	102841	66	106313	77	106357	77	106421	73	108045	133	111516	131	113870	52	116928	81
99571	52	102978	137	106314	77	106358	77	106422	73	108046	133	111519	131	113871	52	116929	81
99572	54	103328	74	106315	77	106359	77	106423	73	108047	133	111520	131	113872	52	116930	81
99573	54	103329	74	106316	77	106360	77	106424	73	108048	133	111521	131	113873	52	116931	81
99576	53	103330	74	106317	77	106361	77	106425	73	108324	90	111565	86	113874	52	116932	81
99577	53	103331	74	106318	77	106362	77	106426	73	108331	90	112087	126	113875	52	116933	81
99578	53	103332	74	106319	77	106363	77	106427	73	108340	90	112139	86	113876	52	116934	81

Book Index By Item Code

Item Code	Page	Item Code	Page	Item Code	Page
116946	81	117415	83	56613Y/K	84
116947	81	117421	83	56614Y/K	84
116948	81	117422	83	56619Y/K	84
116949	81	117423	83	56620Y/K	84
116950	81	117424	83	56621Y/K	84
116951	81	117425	83	56622Y/K	84
116952	81	117431	83	56628Y/K	84
116953	81	117432	83	56629Y/K	84
116954	81	117433	83	56636Y/K	84
116955	81	117434	83	56637Y/K	84
117351	82	117435	83	56638Y/K	84
117352	82	117441	83	30019RPR	132
117353	82	117442	83	30367RPR	137
117354	82	117443	83	31987	137
117355	82	117444	83	32068RPR	137
117361	82	117445	83	32070RPR	137
117362	82	314002	88	41992RPR	110
117363	82	314004	88	55541RPR	36
117364	82	314011	88	55590RPR	36
117365	82	314012	88	56606Y/K	84
117371	82	314013	88	56607Y/K	84
117372	82	314025	88	56608Y/K	84
117373	82	314112	88	56609Y/K	84
117374	82	314206	88	56611Y/K	84
117375	82	50173	35	56612Y/K	84
117381	82	54537	34	56613Y/K	84
117382	82	102978RPR	137	56614Y/K	84
117383	82	30001RPR	132	56619Y/K	84
117384	82	30002RPR	132	56620Y/K	84
117385	82	30018RPR	132	56621Y/K	84
117391	83	30019RPR	132	56622Y/K	84
117392	83	30367RPR	137	56628Y/K	84
117393	83	31987	137	56629Y/K	84
117394	83	32068RPR	137	56636Y/K	84
117395	83	32070RPR	137	56637Y/K	84
117401	83	41992RPR	110	56638Y/K	84
117402	83	55541RPR	36		
117403	83	55590RPR	36		
117404	83	56606Y/K	84		
117405	83	56607Y/K	84		
117411	83	56608Y/K	84		
117412	83	56609Y/K	84		
117413	83	56611Y/K	84		
117414	83	56612Y/K	84		



Partners in Productivity

Av. Jorge Alessandri 11.500 – Edificio 7
Megacentro San Bernardo, San Bernardo, Santiago, Chile

Teléfono: 56-2-2896-7870

Correo electrónico: ventaslatam@flexco.com

www.flexco.com