






AUSTRALIA

# Product Handbook

## Conveyor Belt Splicing Systems

Effective 1 January 2024



10 Solent Circuit  
Norwest NSW 2153

Phone: +612 8818 2000 Fax: +612 8824 6333

Toll Free: 1300 098 435

E-mail: [salesau@flexco.com](mailto:salesau@flexco.com)

[www.flexco.com](http://www.flexco.com)

Patents: [www.flexco.com/patents](http://www.flexco.com/patents)

---

## INFORMATION

**OFFICE ADDRESS:** Flexco (Aust.) Pty Ltd  
10 Solent Circuit  
Norwest NSW, Australia 2153

**WESTERN AUSTRALIA  
OFFICE ADDRESS:** 8 Potts Road  
Forrestale, WA 6112

**POSTAL ADDRESS:** P.O. Box 6365  
Norwest NSW 2153

**EMAIL:** salesau@flexco.com  
marketingau@flexco.com

**PHONE:** +61 2 8818 2000

**FAX:** +61 2 8824 6333

**TERMS AND CONDITIONS:** Prices are in AUD exclusive of GST.

1. Grey shaded items are not typically stocked—please contact Customer Service for lead times.
2. Strictly Net 30 days unless otherwise negotiated.
3. 3rd party deliveries may be refused—please contact Customer Service.
4. Flexco aims to dispatch all standard stock orders by the day following receipt of order.
5. Minimum order size for free shipping is \$6,000 net, excluding GST. Free shipping is not applicable to orders delivered to third parties.
6. All product refunds are subject to quality approvals before processing, a restocking fee may apply.
7. For all maintenance and installation tools found in this catalogue, please apply BCP discounts.

**LIMITED LIABILITY:** Every effort is made to ensure the information contained in this price book is accurate and in accordance with all current specifications, however, the company cannot be held responsible for any errors and reserves the right, without prior notice, to change specifications, quantities, and prices.

Visit our Web site at: [www.flexco.com](http://www.flexco.com)

# Table of Contents

<b>ANKER<sup>®</sup>/CLIPPER<sup>®</sup> WIRE HOOKS</b> .....	<b>6-23</b>
Anker <sup>®</sup> /Clipper <sup>®</sup> Wire Hook Fastening System Overview.....	6
General Hook Information.....	7
Anker <sup>®</sup> /Clipper <sup>®</sup> Hook and Pin Selection Chart.....	8
Anker <sup>®</sup> Wire Hook Fastening System.....	9-10
Clipper <sup>®</sup> Carded Hooks.....	11-18
Unibar <sup>®</sup> Hooks.....	19-20
Connecting Pins.....	21-23
<b>CLIPPER<sup>®</sup> G SERIES LACERS</b> .....	<b>24-30</b>
Clipper <sup>®</sup> G Series Overview.....	24
Clipper <sup>®</sup> Maintenance Lacers.....	25-27
Clipper <sup>®</sup> Specialty Lacers.....	28
Clipper <sup>®</sup> Production Lacers.....	29-30
<b>CLIPPER<sup>®</sup> LAUNDRY PATCH FASTENER</b> .....	<b>31-33</b>
Clipper <sup>®</sup> Laundry Patch Fastener Overview.....	31
Patch Fasteners, Production Lacers.....	32-33
<b>ALLIGATOR<sup>®</sup> CONVEYOR BELT LACING</b> .....	<b>34-37</b>
Alligator <sup>®</sup> Lacing Fastening System Overview.....	34
Steel Lacing.....	35
316 Stainless Lacing.....	36
Hinge Pins.....	37
<b>ALLIGATOR<sup>®</sup> TRANSMISSION BELT LACING</b> .....	<b>38</b>
<b>ALLIGATOR<sup>®</sup> STAPLE BELT FASTENERS</b> .....	<b>39-43</b>
Alligator <sup>®</sup> Fastening System Overview.....	39
No. 62, No. 125, No. 187 Staple Fasteners.....	40
Hinge Pins.....	41
Installation Tools.....	42-43
MegAlloy <sup>®</sup> Staple Fasteners.....	43
<b>ALLIGATOR<sup>®</sup> RIVET FASTENERS</b> .....	<b>44-45</b>
Alligator <sup>®</sup> Rivet Fastening System Overview.....	44
Rivet Fasteners, Hinge Pins, Installation Tools.....	45
<b>ALLIGATOR<sup>®</sup> NON-METALLIC FASTENERS</b> .....	<b>46-48</b>
Alligator <sup>®</sup> Non-Metallic Fastening System Overview.....	46
Fasteners, Hinge Pins.....	47
Installation Tools.....	47
Spiral Lacing.....	48
<b>ALLIGATOR<sup>®</sup> V-BELT FASTENERS</b> .....	<b>49-50</b>
Alligator <sup>®</sup> V-Belt Fastening System Overview.....	49
Fasteners, Tools.....	50
<b>LIGHT-DUTY BELT MAINTENANCE TOOLS</b> .....	<b>51-52</b>
<b>BELT FABRICATION TOOLS</b> .....	<b>53-59</b>
Novitool <sup>®</sup> Overview.....	53
Aero <sup>®</sup> Splicing Press.....	54
Aero <sup>®</sup> 325 Splice Press.....	55
Amigo <sup>™</sup> 625 Monolithic Press.....	56
Amigo <sup>™</sup> Monolithic Press.....	57
Ply130 <sup>™</sup> Separator.....	58
PunM <sup>™</sup> Punch Press.....	58
PunM <sup>™</sup> NDX.....	59

## Table of Contents (cont.)

<b>FGP FOOD GRADE PRIMARY CLEANER</b> .....	<b>60-63</b>
FGP Food Grade Primary Cleaner Overview .....	60
FGP Food Grade Primary Cleaner Specifications.....	61
FGP Food Grade Primary Cleaner .....	62
FGP Food Grade Primary Cleaner Replacement Parts and Blades .....	63
<b>FGP-ES FOOD GRADE PRIMARY CLEANER WITH EXTERNAL SPRING</b> .....	<b>64-67</b>
FGP-ES Food Grade Primary Cleaner Overview .....	64
FGP-ES Food Grade Primary Cleaner Specifications .....	65
FGP-ES Food Grade Primary Cleaner .....	66
FGP-ES Food Grade Primary Cleaner Replacement Blades .....	67
FGP-ES Food Grade Primary Cleaner Replacement Parts .....	67
<b>FGS FOOD GRADE SECONDARY CLEANER</b> .....	<b>68-72</b>
FGS Food Grade Secondary Cleaner Overview .....	68
FGS Food Grade Secondary Cleaner Specifications.....	69
FGS Food Grade Secondary Cleaner .....	70
FGS Food Grade Secondary Replacement Blades.....	71
FGS Food Grade Secondary Replacement Parts.....	72
<b>LIGHT-DUTY TRANSFER SOLUTIONS</b> .....	<b>73-76</b>
Transfer Solutions Overview .....	73
Hitch Guard .....	74
Segmented Transfer Plates.....	75-76
<b>TATCH-A-CLEAT® BELT CLEATS</b> .....	<b>77-80</b>
General Cleat Information.....	77
Mechanical Cleats.....	78-79
Bondable Cleats.....	80
<b>FLEXCO® BOLT HINGED FASTENERS</b> .....	<b>81-84</b>
Flexco® Bolt Hinged Fastening System Overview.....	81
No. 375X Fasteners.....	82
No. 550.....	82
Hinge Pins .....	82
Installation Tools .....	83-84
<b>FLEXCO® RIVET HINGED FASTENERS</b> .....	<b>85-94</b>
Flexco® Rivet Hinged Fastening System Overview.....	85
Flexco® R2 Medium-Duty Rivet Hinged Fasteners .....	86
Fasteners .....	87-88
Rivets, Hinge Pins.....	88-91
Installation Tools .....	92-94
<b>FLEXCO® BOLT SOLID PLATE FASTENERS</b> .....	<b>95-96</b>
Flexco® Bolt Solid Plate Fastening System Overview.....	95
Fasteners .....	96
Installation Tools .....	97-98
Rip Repair .....	99
Extra Bolts and Nuts.....	100
<b>FLEXCO® XP™ STAPLE BELT FASTENERS</b> .....	<b>101-104</b>
Flexco® XP™ Staple Belt Fastening System Overview .....	101
Installation Tools .....	102
Staples .....	103
Hinge Pins .....	104

---

## Table of Contents (cont.)

<b>HEAVY-DUTY BELT MAINTENANCE AND SAFETY TOOLS</b> .....	<b>105-110</b>
Belt Cutters.....	105
Belt Skiver, Belt Clamps.....	106
Tug™ Belt Clamps.....	107-108
Belt Lifter.....	109
Tools and Accessories.....	110
<b>INDEX</b> .....	<b>111-134</b>
By Ordering Number.....	111-126
By Item Code.....	127-134



## How Anker®/Clipper® Hooks Work

The Clipper® Hook design incorporates a double-staggered grip pattern that gives wire hooks exceptional holding power without degrading the integrity of the belt carcass. The points of the fastener pass through the belt carcass and are formed over, locking the carcass between them.

This low profile splice is highly compatible with conveyor components and compliant with the need for reduced operating noise. Additional splice strength and consistency of splice installation is obtained through precision machine application.

Applications	Installation Method	What You Need for Installation
<ul style="list-style-type: none"> <li>• Package and Parts Handling</li> <li>• Food Processing</li> <li>• Checkout Counters</li> <li>• Commercial Laundries</li> <li>• Filter Media</li> <li>• Agriculture</li> </ul>	<p>Depending on the application, Clipper® Hooks can be installed with on-site maintenance lacers such as the Roller Lacer®, Roller Lacer® Gold Class™, or Microlacer®, Production Lacers for high volume lacing (Pro 400, Pro 600, Pro 6000, or Electric Hydraulic Lacers), or Specialty Lacers such as the Plier-Tape Lacer, Vice Lacer, Baler Belt Lacer. Please contact Flexco to discuss your application.</p>	<ul style="list-style-type: none"> <li>• Hooks</li> <li>• Connecting Pin</li> <li>• Installation Tool</li> </ul>
How to Specify the Correct Clipper® Fastener	Fastener Metal Selection	Hinge Pin Selection
<ol style="list-style-type: none"> <li>1. Measure your Belt Thickness (kN/m, PIW).</li> <li>2. Measure the Diameter of the Smallest Pulley in your Drive with Belt Wrap more than 90°.</li> <li>3. Using the selection chart on page 6, identify possible hook choices.</li> <li>4. Narrow selections by selecting desired wire diameter. <ul style="list-style-type: none"> <li>• Larger wire diameter provides greater strength and abrasion resistance.</li> <li>• Smaller wire diameter provides less noise and less wear on conveyor components.</li> </ul> </li> <li>5. If multiple choices remain, select either carded or Unibar® style fastener.</li> </ol>	<p><b>Galvanized Steel.</b> For basic applications, galvanized steel is recommended.</p> <p><b>Stainless Steel.</b> Type 430 and Type 316 Stainless Steel offers more resistance than steel to abrasion, acids, chemicals, rusting, and magnetic attraction.</p> <p><b>High Tensile.</b> Added abrasion resistance and fastener retention strength.</p> <p><b>Specialty Metal.</b></p> <ul style="list-style-type: none"> <li>• Coated Steel</li> <li>• Rectangular High Tensile</li> <li>• Monel®</li> <li>• Inconel®</li> <li>• Phosphor Bronze</li> <li>• Hastelloy</li> <li>• Black Oxide</li> </ul>	<p><b>DSS DuraStainless™</b> - stainless spring steel core with filled nylon coating for superior abrasion resistance, flat belts only.</p> <p><b>DL Duralink™</b> - braided stainless cable with filled nylon coating for superior abrasion resistance, crowned pulley or troughed belts.</p> <p><b>NY Nylosteel</b> - spring steel core with nylon coating for use with galvanized or high tensile fasteners, flat or troughed belts.</p> <p><b>NYS Nylostainless</b> - stainless spring steel core with nylon coating for use with stainless steel fasteners, flat belts only.</p> <p><b>NCS Nylon Covered Stainless Steel Cable</b> - braided stainless cable with nylon coating for applications with stainless fasteners, crowned pulley or troughed belts.</p>

Please see page 8 for Anker®/Clipper® Fastener selection chart.

# General Hook Information



## HOW TO SELECT THE PROPER HOOK SIZE

1. Measure the belt thickness and pulley diameter.
2. Determine the possible options that could be used, based on the chart on page 8.
3. Select the proper hook from the specification chart.
4. If hook specifications overlap into more than one size, select the fastener which best meets your needs. **NOTE:** If maximum strength is of primary importance, choose the hook with the largest diameter wire. If low profile is needed select the hook with the smallest diameter wire.
5. Select the type of metal which best fits your application requirements.

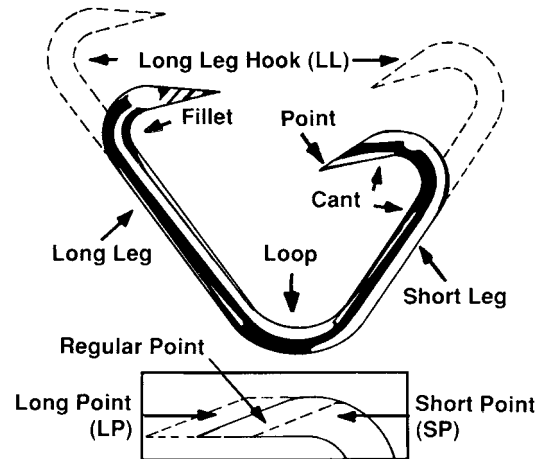
## SPECIAL LENGTH CARDS

Anker®/Clipper® hooks can be ordered in special length cards or Unibar® strips for specific applications.

This eliminates time consuming card cutting by hand.

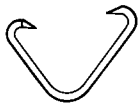
All special length cards are shipped without pins.

Please call Customer Service for pricing and lead times.



## FASTENER MATERIAL CHARACTERISTICS

METAL	MAGNETIC	ABRASION RESISTANCE	CHEMICAL RESISTANCE	RUST RESISTANCE	SPARKING/ NON-SPARKING	AVAILABLE CLIPPER SIZES
Galvanized	Yes	Good	Poor	Good	Sparking	25, 1, 2-7
Coated Steel	Yes	Good	Poor	Poor	Sparking	U2-U3
Steel	Yes	Good	Poor	Poor	Sparking	U4-U7
High Tensile Steel	Yes	Good to Excellent	Fair	Good	Sparking	1, 2-7
Rectangular High Tensile Steel	Yes	Good to Excellent	Fair	Good	Sparking	4-1/2
430 Stainless Steel	Yes	Good	Fair to Good	Good	Sparking	1, 2-7, UX-1, U2SP - U7
316L Stainless Steel	Slightly	Good	Good to Excellent	Excellent	Sparking	25, 30, 36, 1, 2-7, UX-1, UCM36, UA2, UA3
Monel® 400	Slightly	Fair	Excellent	Excellent	Sparking	25, 1, 2-4
Phosphor Bronze	No	Good	Poor	Good	Non-sparking	2-4
Hastelloy C-22	No	Good	Excellent	Excellent	Sparking	36, UC



# Anker®/Clipper® Hook and Pin Selection Chart

FASTENER AND PIN SIZE SELECTION CHART														
Minimum Pulley Diameter	Wire Diameter	Connecting Pin Size	Belt Thickness											
			1.2 mm	1.6 mm	2.4 mm	3.2 mm	4.0 mm	4.8 mm	5.6 mm	6.4 mm	7.1 mm	7.9 mm	9.0 mm	10.0 mm
			Up to .047" / 3/64"	.063" / 1/16"	.093" / 3/32"	.125" / 1/8"	.156" / 5/32"	.187" / 3/16"	.219" / 7/32"	.25" / 1/4"	.281" / 9/32"	.313" / 5/16"	.343" / 11/32"	.39" / 25/64"
24 mm / 15/16"	0.6 mm/.025"	1.7 mm/.065"	25SP*											
	0.6 mm/.025"	1.7 mm/.065"	25											
	0.9 mm x 0.7 mm / .036" x .027"	1.7 mm/.065"	UCM36SL XSP											
	0.9 mm x 0.7 mm / .036" x .027"	1.7 mm/.065"		UCM36SL SP										
	0.6 mm/.025"	1.7 mm/.065"	25LP*											
51 mm / 2"	0.9 mm x 0.7 mm / .036" x .027"	1.7 mm/.065"	UCM36 XSP											
	0.8 mm/.030"	1.7 mm/.065"	30*											
	0.9 mm x 0.7 mm / .036" x .027"	1.7 mm/.065"		UCM36 SP*										
	0.9 mm x 0.7 mm / .036" x .027"	1.7 mm/.065"		36 SP*										
	1.0 mm/.040"	1.7 mm/.065"		1 XSP*										
	0.8 mm/.030"	1.7 mm/.065"		30P*										
	1.0 mm/.040"	1.7 mm/.065"		UX-1 SP*										
	0.9 mm x 0.7 mm / .036" x .027"	1.7 mm/.065"		UCM36*										
	0.9 mm x 0.7 mm / .036" x .027"	1.7 mm/.065"		36*										
	1.0 mm/.040"	1.7 mm/.065"		1 SP*										
	0.9 mm x 0.7 mm / .036" x .027"	1.7 mm/.065"			UCM36 LP*									
	1.0 mm/.040"	1.7 mm/.065"			1*									
	1.0 mm/.040"	1.7 mm/.065"			UX-1*									
	1.0 mm/.040"	1.7 mm/.065"			A40									
	1.2 mm/.047"	2.4 mm/.093"			UA2									
	1.4 mm/.054"	2.4 mm/.093"			U2 SP									
	1.4 mm/.054"	2.4 mm/.093"			2SP									
	1.4 mm/.054"	2.4 mm/.093"				U2								
1.4 mm/.054"	2.4 mm/.093"				2									
1.2 mm/.047"	2.4 mm/.093"				UA3									
76 mm / 3"	1.0 mm/.040"	1.7 mm/.065"		A40LLSP										
	1.0 mm/.040"	1.7 mm/.065"		A40LL										
	1.2 mm/.047"	2.4 mm/.093"		A2/A3										
	1.4 mm/.054"	2.4 mm/.093"		U3-1										
	1.4 mm/.054"	2.4 mm/.093"		3-1										
	1.4 mm/.054"	2.4 mm/.093"		U3-2										
	1.4 mm/.054"	2.4 mm/.093"			3									
	1.4 mm/.054"	2.4 mm/.093"			U3									
	1.4 mm/.054"	2.4 mm/.093"			3-4 1/2									
102 mm / 4"	1.4 mm/.054"	2.8 mm/.109"			4-2									
	1.4 mm/.054"	3.2 mm/.125"			4 1/2-3									
	1.4 mm/.054"	2.8 mm/.109"			4									
	1.4 mm/.054"	2.8 mm/.109"			U4									
	1.4 mm/.054"	3.2 mm/.125"			4 1/2									
127 mm / 5"	1.4 mm/.054"	3.2 mm/.125"			5									
	1.4 mm/.054"	3.2 mm/.125"			U5									
152 mm / 6"	1.4 mm/.054"	4.0 mm/.156"			6									
	1.4 mm/.054"	4.0 mm/.156"			U6									
175 mm / 7"	1.4 mm/.054"	4.0 mm/.156"			7									
	1.4 mm/.054"	4.0 mm/.156"			U7									

\*Long Leg available. Allow for 25 mm (1") larger minimum pulley diameter.

Hook Abbreviations: SL – Short Leg XSP – Extra Short Point LP – Long Point  
LL – Long Leg SP – Short Point





## FASTENERS

### ANKER® CARDED HOOKS

Please apply BCP discounts for all maintenance and installation tools found in this handbook.

HOOK SIZE	ORDERING NUMBER (BOX)	ITEM CODE	WIRE DIAM & PITCH	BELT THICKNESS & MIN PULLEY DIAM	CARDS PER BOX & LENGTH	WT. PER BOX KGS.
<b>#25 316 STAINLESS-WITH PINS</b>						
25	25SP-SS-050W	19838	0.62 mm	Up to 2.0 mm	200	0.4
			1.7 mm	25 mm	50	
	25SP-SS-063W	19841	0.62 mm	Up to 2.0 mm	200	0.5
			1.7 mm	25 mm	63	
	25LLSP-SS-075W	19842	0.62 mm	Up to 2.0 mm	200	0.6
			1.7 mm	50 mm	75	
<b>#25 316 STAINLESS-WITHOUT PINS</b>						
25	25SP-SS-300	00800	0.62 mm	Up to 2.0 mm	24	0.1
			1.7 mm	25 mm	300	
	25-SS-300	00801	0.62 mm	2.0 - 2.5 mm	24	0.3
			1.7 mm	25 mm	300	
	25LLSP-SS-300	00802	0.62 mm	Up to 2.0 mm	24	0.2
			1.7 mm	50 mm	300	
	25LL-SS-300	00803	0.62 mm	Up to 2.0 mm	24	0.4
			1.7 mm	50 mm	300	
<b>#4 430 STAINLESS-WITHOUT PINS</b>						
4	4-S-300	18316	1.38 mm	5.0 - 6.7 mm	12	0.3
			3.67 mm	100 mm	300	

## FASTENERS

### ANKER® 40 SERIES CARDED HOOKS GALVANIZED - WITHOUT PINS

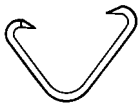
40	HOOK SIZE	ORDERING NUMBER (BOX)	ITEM CODE	WT. PER BOX KGS.	CARDS PER BOX	BELT THICKNESS	MINIMUM PULLEY DIAMETER
<b>300 MM LENGTHS</b>							
	40LLSP	40LLSP-G-300	00493	0.70	24	2.0-3.0	75

#### ANKER® ORDERING NUMBER REFERENCE

XSP	Extra Short Point
SP	Short Point
LP	Long Point
XLP	Extra Long Point
LL	Long Leg
SL	Short Leg
G	Galvanized
HT	High Tensile
RHTX	Rectangular Wire
S	430 Stainless Steel
SS	316 Stainless Steel

Stock Items (non-shaded)

Made To Order Items (shaded). Contact Flexco for lead times, minimum order may apply.



## FASTENERS

### ANKER<sup>®</sup> TIE-BAR<sup>™</sup> SERIES HOOKS

HOOK SIZE	ORDERING NUMBER (BOX)	ITEM CODE	WIRE DIAM (mm)	BELT THICKNESS (mm)	CARDS PER BOX	WT. PER BOX KGS.
			PITCH (mm)	MIN PULLEY DIAM (mm)	LENGTH (mm)	
<b>A40, A2-A4 316 STAINLESS - WITHOUT PINS</b>						
A40	A40SP-SS-600	00824	1.00	2.0 - 3.0	10	0.3
			3.175	50	600	
	A40-SS-300	18425	1.00	2.0 - 3.0	12	0.3
			3.175	50	300	
	A40-SS-600	18505	1.00	3.0 - 4.0	10	0.3
			3.175	50	600	
	A40LLSP-SS-300	00828	1.00	2.0 - 3.0	12	0.3
			3.175	75	300	
A40LL-SS-300	00830	1.00	3.0 - 4.0	12	0.3	
		3.175	75	300		
A40LL-SS-600	18506	1.00	3.0 - 4.0	10	0.3	
		3.175	75	600		
A40LL-SS-1000	18391	1.0	3.0 - 4.0	10	1.0	
		3.175	75	1000		
A2	A2-SS-600	00875	1.20	3.0 - 4.0	10	0.4
			3.67	50	600	
A3	A3-SS-600	00876	1.20	4.0 - 5.0	10	0.5
			3.67	75	600	
A4	A4-SS-600	00564	1.38	5.0 - 6.5	10	0.3
			3.67	100	600	
<b>A40, A2-A4, A40, A2-A4 430 STAINLESS - WITHOUT PINS</b>						
A40	A40SP-S-600	00814	1.00	2.0 - 3.0	10	0.2
			3.175	50	600	
	A40-S-300	00815	1.00	3.0 - 4.0	12	0.1
			3.175	50"	300	
	A40-S-600	00816	1.00	3.0 - 4.0	10	0.2
			3.175	50	600	
	A40LLSP-S-300	00818	1.00	2.0 - 3.0	12	0.3
			3.175	75	300	
A40LL-S-300	00820	1.00	3.0 - 4.0	12	0.3	
		3.175	75	300		
A40LL-S-600	00821	1.00	3.0 - 4.0	10	0.3	
		3.175	75	600		
A2	A2-S-300	00854	1.20	3.0 - 4.0	12	0.3
			3.67	50	300	
A2-S-600	00861	1.20	3.0 - 4.0	10	0.3	
		3.67	50	600		
A3	A3-S-300	00855	1.20	4.0 - 5.0	12	0.3
			3.67	75	300	
A3-S-600	00862	1.20	4.0 - 5.0	10	0.3	
		3.67	75	600		
A4	A4-S-300	00384	1.38	5.0 - 6.5	12	0.3
			3.67	100	300	
A4-S-600	00423	1.38	5.0 - 6.5	10	0.5	
		3.67	100	600		
<b>A2-A4 COATED STEEL - WITHOUT PINS</b>						
A2	A2-300	00833	1.20	3.0 - 4.0	12	0.3
			3.67	50	300	
A2-1200	00703	1.20	3.0 - 4.0	10	1.4	
		3.67	50	1200		
A3	A3-300	00834	1.20	4.0 - 5.0	12	0.3
			3.67	75	300	
A3-1200	00704	1.20	4.0 - 5.0	10	1.6	
		3.67	75	1200		

# Clipper® Regular (54) Series Carded Hooks



## FASTENERS

### GALVANIZED - 300 mm (12") LENGTHS

2-7	HOOK SIZE	ORDERING NUMBER (BOX)	ITEM CODE	WT. PER BOX KGS.	HOOKS PER CARD	CARDS PER BOX	LACING (mm) PER BOX
	<b>WITHOUT PINS</b>						
	2SP	2SPG	02168	0.5	84	12	3600
	2	2G	02154	0.5	84	12	3600
	3-1	3-1G	02196	0.6	84	12	3600
	3	3G	02182	0.6	84	12	3600
	3-4-1/2	3-4-1/2G	02206	0.6	84	12	3600
	4	4G	00811	0.6	84	12	3600
	4-2	4-2G	02232	0.6	84	12	3600
	4-1/2	4-1/2G	02300	0.7	84	12	3600
	5-3	5-3G	02339	0.8	84	12	3600
	5	5G	02323	0.8	84	12	3600
	6	6G	02348	1.0	84	12	3600
	7	7G	02363	1.0	84	12	3600
<b>WITH PINS</b>							
	2SP	2SPGNY	02169	0.5	84	12	3600
	2	2GNY	02155	0.5	84	12	3600
	3-1	3-1GNY	02197	0.6	84	12	3600
	3	3GNY	02183	0.6	84	12	3600
	3-4-1/2	3-4-1/2GNY	02210	0.6	84	12	3600
	4	4GNY	02217	0.6	84	12	3600
	4-2	4-2GNY	02233	0.6	84	12	3600
	4-1/2	4-1/2GW	02301	0.6	84	12	3600
	5	5GW	18227	0.8	84	12	3600
	6	6GW	18228	1.0	84	12	3600
	7	7GW	02365	1.0	84	12	3600

NOTE: For Regular (54) Series Carded Hooks, wire diameter = 1.4 mm (.054").

For extra pin material see pages 21-23.

### HIGH TENSILE - WITHOUT PINS - 300 mm (12") LENGTHS

2-6	HOOK SIZE	ORDERING NUMBER (BOX)	ITEM CODE	WT. PER BOX KGS.	HOOKS PER CARD	CARDS PER BOX	LACING (mm) PER BOX
		2SP	2SPHT	02173	0.5	84	12
	2	2HT	02161	0.5	84	12	3600
	3-1	3-1HT	02198	0.6	84	12	3600
	3	3HT	02189	0.6	84	12	3600
	3	3HT-WIDE	05362	0.6	84	12	3600
	4	4HT	02223	0.6	84	12	3600
	4-2	4-2HT	02295	0.6	84	12	3600
	4-1/2-3	4-1/2-3HT	02316	0.6	84	12	3600
	4-1/2	4-1/2HT	02307	0.7	84	12	3600
	5-3	5-3HT	02342	0.8	84	12	3600
	5	5HT	02330	0.8	84	12	3600
	6	6HT	02355	1.0	84	12	3600

### RECTANGULAR HIGH TENSILE - WITHOUT PINS - 300 mm (12") LENGTHS

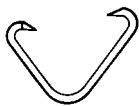
4-1/2	HOOK SIZE	ORDERING NUMBER (BOX)	ITEM CODE	WT. PER BOX KGS.	HOOKS PER CARD	CARDS PER BOX	LACING (mm) PER BOX
		4-1/2-3	4-1/2-3RHTX	02432	1.0	84	12
	4-1/2	4-1/2RHTX	02429	1.0	84	12	3600

#### CLIPPER® ORDERING NUMBER REFERENCE

XSP	Extra Short Point
SP	Short Point
LP	Long Point
XLP	Extra Long Point
LL	Long Leg
SL	Short Leg
G	Galvanized
HT	High Tensile
RHTX	Rectangular Wire
S	430 Stainless Steel
SS	316 Stainless Steel

□ Stock Items (non-shaded)

■ Made To Order Items (shaded). Contact Flexco for lead times, minimum order may apply.



# Clipper<sup>®</sup> Regular (54) Series Carded Hooks

## FASTENERS

### 430 STAINLESS - 300 mm (12") LENGTHS

2-7	HOOK SIZE	ORDERING NUMBER (BOX)	ITEM CODE	WT. PER BOX KGS.	HOOKS PER CARD	CARDS PER BOX	LACING (mm) PER BOX	
	<b>WITHOUT PINS</b>							
	2SP	2SPS	02170	0.5	84	12	3600	
	2	2S	02157	0.5	84	12	3600	
	3-1	3-1S	02195	0.6	84	12	3600	
	3	3S	02185	0.6	84	12	3600	
	4	4S	02219	0.6	84	12	3600	
	4-2	4-2S	02234	0.6	84	12	3600	
	4-1/2	4-1/2S	02303	0.7	84	12	3600	
	5-3	5-3S	02341	0.8	84	12	3600	
5	5S	02326	0.8	84	12	3600		
6	6S	02351	1.0	84	12	3600		
7	7S	02367	1.0	84	12	3600		
<b>WITH PINS</b>								
2SP	2SPSNYS	02171	0.5	84	12	3600		
2	2SNYS	02158	0.5	84	12	3600		
3	3SNYS	02186	0.6	84	12	3600		
4	4SNYS	02220	0.6	84	12	3600		
4-2	4-2SNYS	02294	0.6	84	12	3600		
4-1/2	4-1/2-SW	02304	0.7	84	12	3600		
5	5SW	02327	0.8	84	12	3600		
6	6SW	02352	1.0	84	12	3600		
7	7SW	02368	1.0	84	12	3600		

NOTE: For Regular (54) Series Carded Hooks, wire diameter = 1.4 mm (.054").

For extra pin material see pages 21-23.

### 316L STAINLESS - WITHOUT PINS - 300 mm (12") LENGTHS

2-7	HOOK SIZE	ORDERING NUMBER (BOX)	ITEM CODE	WT. PER BOX KGS.	HOOKS PER CARD	CARDS PER BOX	LACING (mm) PER BOX
	2SP	2SPSS	02172	0.5	84	12	3600
	2	2SS	02159	0.5	84	12	3600
	3-1	3-1SS	02397	0.6	84	12	3600
	3	3SS	02187	0.6	84	12	3600
	4-1/2	4-1/2SS	02305	0.7	84	12	3600
	5	5SS	02328	0.8	84	12	3600
	6	6SS	02353	1.0	84	12	3600
	7	7SS	02370	1.0	84	12	3600

### BRONZE - WITHOUT PINS - 300 mm (12") LENGTHS

2-4	HOOK SIZE	ORDERING NUMBER (BOX)	ITEM CODE	WT. PER BOX KGS.	HOOKS PER CARD	CARDS PER BOX	LACING (mm) PER BOX
	2SP	2SPB	02175	0.5	84	12	3600
	2	2B	02164	0.5	84	12	3600
	3	3B	02193	0.6	84	12	3600
	4	4B	02227	0.6	84	12	3600

### MONEL<sup>®</sup> - WITHOUT PINS - 300 mm (12") LENGTHS

2-4-1/2	HOOK SIZE	ORDERING NUMBER (BOX)	ITEM CODE	WT. PER BOX KGS.	HOOKS PER CARD	CARDS PER BOX	LACING (mm) PER BOX
	2SP	2SPM	02174	0.5	84	12	3600
	2	2M	02163	0.5	84	12	3600
	3	3M	02191	0.6	84	12	3600
	4	4M	02225	0.6	84	12	3600
	4-1/2	4-1/2M	02310	0.7	84	12	3600

# Clipper® Point-of-Purchase Baler Hooks



## POINT-OF-PURCHASE FASTENERS\*

BELT WIDTH		ORDERING NUMBER (BOX)	ITEM CODE	WT. PER BOX KGS.	HOOKS PER CARD	CARDS PER BOX	PINS PER BOX	MIN. ORDER QTY.
mm	in.							
<b>#4½ RECTANGULAR HIGH TENSILE</b>								
100	4"	4-1/2RHTX(26)W-8	01831	0.5	26	8	4	50
163	6½"	4-1/2RHTX(41)W-4	01846	0.5	41	4	2	50
175	7"	4-1/2RHTX(45)W-4	01847	0.5	45	4	2	50
<b>#4½ - 3 POINT RECTANGULAR HIGH TENSILE</b>								
175	7"	4-1/2-3RHTX(45)W-4	01848	0.5	45	4	2	50
<b>#4½ - 4 POINT RECTANGULAR HIGH TENSILE</b>								
163	6½"	4-1/2-4RHTX(42)W-4	01849	0.5	42	4	2	50
<b>#3 - 4½ GALVANIZED</b>								
100	4"	3-4-1/2G(26)W-8	01853	0.5	26	8	4	50
163	6½"	3-4-1/2G(42)W-4	01854	0.5	42	4	2	50
250	10"	3-4-1/2G(67)-10POP	02209	0.6	67	10	0	25

For extra pin material see pages 21-23.

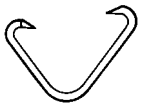
\* NOTE: Point-of-Purchase Baler hooks are made to order (shaded). Contact Flexco for lead times. Boxes include pre-cut Duralink™ Pins as indicated.

### CLIPPER® ORDERING NUMBER REFERENCE

XSP	Extra Short Point
SP	Short Point
LP	Long Point
XLP	Extra Long Point
LL	Long Leg
SL	Short Leg
G	Galvanized
HT	High Tensile
RHTX	Rectangular Wire
S	430 Stainless Steel
SS	316 Stainless Steel

□ Stock Items (non-shaded)

■ Made To Order Items (shaded). Contact Flexco for lead times, minimum order may apply.



# Clipper® 1 (40) Series Carded Hooks

## FASTENERS

### GALVANIZED - 150 mm (6") LENGTHS

1 SERIES	HOOK SIZE	ORDERING NUMBER (BOX)	ITEM CODE	WT. PER BOX KGS.	HOOKS PER CARD	CARDS PER BOX	LACING (mm) PER BOX	
	<b>WITHOUT PINS</b>							
	1XSP (1D)	1XSPG6	02118	0.3	50	24	3600	
	1SP (1A)	1SPG6	02267	0.3	50	24	3600	
	1	1G6	02072	0.3	50	24	3600	
	1LLXSP (1DLL)	1LLXSPG6	02119	0.3	50	24	3600	
	1LLSP (1ALL)	1LLSPG6	02268	0.3	50	24	3600	
	1LL	1LLG6	02073	0.3	50	24	3600	
	<b>WITH PINS</b>							
	1XSP (1D)	1XSPG6NY	02120	0.3	50	24	3600	
1SP (1A)	1SPG6NY	02269	0.3	50	24	3600		
1	1G6NY	02075	0.3	50	24	3600		
1LL	1LLG6NY	02076	0.3	50	24	3600		

NOTE: For 1 (40) Series Carded Hooks, wire diameter = 1.0 mm (.040").

For extra pin material see pages 21-23.

### GALVANIZED - 300 mm (12") LENGTHS

1 SERIES	HOOK SIZE	ORDERING NUMBER (BOX)	ITEM CODE	WT. PER BOX KGS.	HOOKS PER CARD	CARDS PER BOX	LACING (mm) PER BOX	
	<b>WITHOUT PINS</b>							
	1XSP (1D)	1XSPG12	17350	0.3	96	12	3600	
	1SP (1A)	1SPG12	02283	0.3	96	12	3600	
	1	1G12	02100	0.3	96	12	3600	
	1LLXSP (1DLL)	1LLXSPG12	02140	0.3	96	12	3600	
	1LLSP (1ALL)	1LLSPG12	02284	0.3	96	12	3600	
	1LL	1LLG12	02101	0.3	96	12	3600	
	<b>WITH PINS</b>							
	1XSP (1D)	1XSPG12NY	02141	0.3	96	12	3600	
1SP (1A)	1SPG12NY	02285	0.3	96	12	3600		
1	1G12NY	02102	0.3	96	12	3600		
1LL	1LLG12NY	02103	0.3	96	12	3600		

### HIGH TENSILE - WITHOUT PINS

1 SERIES	HOOK SIZE	ORDERING NUMBER (BOX)	ITEM CODE	WT. PER BOX KGS.	HOOKS PER CARD	CARDS PER BOX	LACING (mm) PER BOX	
	<b>150 mm (6") LENGTHS</b>							
	1XSP (1D)	1XSPHT6	02133	0.3	50	24	3600	
	1SP (1A)	1SPHT6	02278	0.3	50	24	3600	
	1	1HT6	02089	0.3	50	24	3600	
	1LL	1LLHT6	02090	0.3	50	24	3600	
	<b>300 mm (12") LENGTHS</b>							
	1XSP (1D)	1XSPHT12	02149	0.3	96	12	3600	
	1SP (1A)	1SPHT12	02113	0.3	96	12	3600	
	1	1HT12	02242	0.3	96	12	3600	
1LLXSP (1DLL)	1LLXSPHT12	02150	0.3	96	12	3600		
1LLSP (1ALL)	1LLSPHT12	02114	0.3	96	12	3600		
1LL	1LLHT12	02243	0.3	96	12	3600		

# Clipper® 1 (40) Series Carded Hooks



## FASTENERS

### 430 STAINLESS - 150 mm (6") LENGTHS

1 SERIES	HOOK SIZE	ORDERING NUMBER (BOX)	ITEM CODE	WT. PER BOX KGS.	HOOKS PER CARD	CARDS PER BOX	LACING (mm) PER BOX	
	<b>WITHOUT PINS</b>							
	1XSP (1D)	1XSPS6	02126	0.3	50	24	3600	
	1SP (1A)	1SPS6	02272	0.3	50	24	3600	
	1	1S6	02079	0.3	50	24	3600	
	1LL	1LLS6	02080	0.3	50	24	3600	
	<b>WITH PINS</b>							
	1XSP (1D)	1XSPS6NYS	02128	0.3	50	24	3600	
	1SP (1A)	1SPS6NYS	02274	0.3	50	24	3600	
	1	1S6NYS	02081	0.3	50	24	3600	
1LL	1LLS6NYS	02082	0.3	50	24	3600		

NOTE: For 1 (40) Series Carded Hooks wire diameter = 1.0 mm (.040").

For extra pin material see pages 21-23.


### 430 STAINLESS - 300 mm (12") LENGTHS

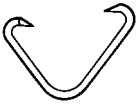
1 SERIES	HOOK SIZE	ORDERING NUMBER (BOX)	ITEM CODE	WT. PER BOX KGS.	HOOKS PER CARD	CARDS PER BOX	LACING (mm) PER BOX	
	<b>WITHOUT PINS</b>							
	1XSP (1D)	1XSPS12	02143	0.3	96	12	3600	
	1SP (1A)	1SPS12	02287	0.3	96	12	3600	
	1	1S12	02104	0.3	96	12	3600	
	1LLXSP (1DLL)	1LLXSPS12	02144	0.3	96	12	3600	
	1LLSP (1ALL)	1LLSPS12	02288	0.3	96	12	3600	
	1LL	1LLS12	02105	0.3	96	12	3600	
	<b>WITH PINS</b>							
	1XSP (1D)	1XSPS12NYS	02145	0.3	96	12	3600	
1SP (1A)	1SPS12NYS	02289	0.3	96	12	3600		
1	1S12NYS	02106	0.3	96	12	3600		

### 316L STAINLESS - WITHOUT PINS

1 SERIES	HOOK SIZE	ORDERING NUMBER (BOX)	ITEM CODE	WT. PER BOX KGS.	HOOKS PER CARD	CARDS PER BOX	LACING (mm) PER BOX	
	<b>150 mm (6") LENGTHS</b>							
	1XSP (1D)	1XSPSS6	02130	0.3	50	24	3600	
	1SP (1A)	1SPSS6	02275	0.3	50	24	3600	
	1	1SS6	02083	0.3	50	24	3600	
	1LL	1LLSS6	02084	0.3	50	24	3600	
	<b>300 mm (12") LENGTHS</b>							
	1XSP (1D)	1XSPSS12	02146	0.3	96	12	3600	
	1SP (1A)	1SPSS12	02110	0.3	96	12	3600	
	1	1SS12	02239	0.3	96	12	3600	
1LLXSP (1DLL)	1LLXSPSS12	02147	0.3	96	12	3600		
1LLSP (1ALL)	1LLSPSS12	02111	0.3	96	12	3600		
1LL	1LLSS12	02240	0.3	96	12	3600		

 Stock Items (non-shaded)

 Made To Order Items (shaded). Contact Flexco for lead times, minimum order may apply.



# Clipper® 36, 30, & AP Series Hooks

## FASTENERS

### 316L STAINLESS - WITHOUT PINS - 300 mm (12") LENGTHS

36	HOOK SIZE	ORDERING NUMBER (BOX)	ITEM CODE	WT. PER BOX KGS.	HOOKS PER CARD	CARDS PER BOX	LACING (mm) PER BOX
	36SP	36SPSS	00278	0.4	120	12	3600
	36LLSP	36LLSPSS	00276	0.5	120	12	3600
	36	36SS	00271	0.4	120	12	3600
	36LL	36LLSS	02379	0.4	120	12	3600
36LLLP	36LLLPSS	02386	0.4	120	12	3600	

**NOTE: For 36 Series Hooks**  
wire diameter = 0.9 mm x 0.7 mm (.036" x .027").

**For 30 Series Hooks**  
wire diameter = 0.8 mm (.030").

**For AP Series Hooks,**  
wire diameter = 1.2 mm (.047").

For extra pin material see pages 21-23.

### HASTELLOY - WITHOUT PINS - 300 mm (12") LENGTHS

36	HOOK SIZE	ORDERING NUMBER (BOX)	ITEM CODE	WT. PER BOX KGS.	HOOKS PER CARD	CARDS PER BOX	LACING (mm) PER BOX
	36SP	36SPH	02384	0.4	120	12	3600
	36LLSP	36LLSPH	02385	0.5	120	12	3600
	36	36H	02380	0.4	120	12	3600
	36LL	36LLH	02381	0.5	120	12	3600

### 316L STAINLESS – WITHOUT HINGE PINS – 300 mm (12") LENGTHS

30	ORDERING NUMBER (BOX)	ITEM CODE	WT. PER BOX KGS.	HOOKS PER CARD	CARDS PER BOX	LACING (mm) PER BOX
	30SS	18180	0.5	120	24	7200
	30LSS	18182	0.5	120	24	7200

### AP CARDED HOOKS LOW PROFILE 316 STAINLESS – WITHOUT HINGE PINS – 300 mm (12") LENGTHS

4-6	ORDERING NUMBER (BOX)	ITEM CODE	WT. PER BOX KGS.	HOOKS PER CARD	CARDS PER BOX	LACING (mm) PER BOX
	4APSS	18904	0.6	84	12	3600
	5APSS	00632	0.7	84	12	3600
	6APSS	18906	0.8	84	12	3600
	6APPSS	18907	0.9	84	12	3600

#### CLIPPER® ORDERING NUMBER REFERENCE

XSP	Extra Short Point
SP	Short Point
LP	Long Point
XLP	Extra Long Point
LL	Long Leg
SL	Short Leg
G	Galvanized
HT	High Tensile
RHTX	Rectangular Wire
S	430 Stainless Steel
SS	316 Stainless Steel



# Clipper® 25 Series Hooks



## FASTENERS

### GALVANIZED - 150 mm (6") LENGTHS

25 SERIES	HOOK SIZE	ORDERING NUMBER (BOX)	ITEM CODE	WT. PER BOX KGS.	HOOKS PER CARD	CARDS PER BOX	LACING (mm) PER BOX	
	<b>WITHOUT PINS</b>							
	25	25G6	01746	0.4	85	48	7200	
	25LP	25LPG6	01985	0.4	85	48	7200	
	25LL	25LLG6	01748	0.4	85	24	3600	
	<b>WITH PINS</b>							
	25	25G6NY	01752	0.4	85	48	7200	
	25LP	25LPG6NY	01987	0.4	85	48	7200	
	25LL	25LLG6NY	01754	0.4	85	24	3600	

NOTE: For 25 Series Hooks, wire diameter = .64 mm (.025").

For extra pin material see pages 21-23.

### GALVANIZED - 300 mm (12") LENGTHS

25 SERIES	HOOK SIZE	ORDERING NUMBER (BOX)	ITEM CODE	WT. PER BOX KGS.	HOOKS PER CARD	CARDS PER BOX	LACING (mm) PER BOX	
	<b>WITHOUT PINS - 12 Cards/Box</b>							
	25	25G12	01810	0.4	179	12	3600	
	25LP	25LPG12	02006	0.4	179	12	3600	
	25LL	25LLG12	01811	0.4	179	12	3600	
	<b>WITH PINS - 12 Cards/Box</b>							
	25	25G12NY	01813	0.4	179	12	3600	
	25LP	25LPG12NY	02008	0.4	179	12	3600	
	25LL	25LLG12NY	01814	0.4	179	12	3600	

### 316L STAINLESS - 150 mm (6") LENGTHS

25 SERIES	HOOK SIZE	ORDERING NUMBER (BOX)	ITEM CODE	WT. PER BOX KGS.	HOOKS PER CARD	CARDS PER BOX	LACING (mm) PER BOX	
	<b>WITHOUT PINS</b>							
	25	25SS6	01764	0.4	85	48	7200	
	25LP	25LPSS6	01990	0.4	85	48	7200	
	25LL	25LLSS6	17346	0.4	85	24	3600	
	<b>WITH PINS</b>							
	25	25SS6NYS	01772	0.4	85	48	7200	
	25LP	25LPSS6NYS	01993	0.4	85	48	7200	
	25LL	25LLSS6NYS	01774	0.4	85	24	3600	

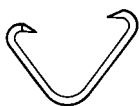
### 316L STAINLESS - 300 mm (12") LENGTHS

25 SERIES	HOOK SIZE	ORDERING NUMBER (BOX)	ITEM CODE	WT. PER BOX KGS.	HOOKS PER CARD	CARDS PER BOX	LACING (mm) PER BOX	
	<b>WITHOUT PINS - 12 Cards/Box</b>							
	25	25SS12	01817	0.4	179	12	3600	
	25LP	25LPSS12	02010	0.4	179	12	3600	
	25LL	25LLSS12	17347	0.4	179	12	3600	
	<b>WITH PINS - 12 Cards/Box</b>							
	25	25SS12NYS	01821	0.4	179	12	3600	
	25LP	25LPSS12NYS	02012	0.4	179	12	3600	

Stock Items (non-shaded)  
 Made To Order Items (shaded). Contact Flexco for lead times, minimum order may apply.

#### CLIPPER® ORDERING NUMBER REFERENCE

XSP	Extra Short Point
SP	Short Point
LP	Long Point
XLP	Extra Long Point
LL	Long Leg
SL	Short Leg
G	Galvanized
HT	High Tensile
RHTX	Rectangular Wire
S	430 Stainless Steel
SS	316 Stainless Steel



# Clipper® 25 Series Hooks

## PRECUT #25 HOOKS (with Pins)

25 SERIES	GALVANIZED					NYLOSTAINLESS PINS		NYLON PLUS PINS		
	BELT WIDTH		WT. PER BOX KGS.	HOOKS PER CARD	CARDS PER BOX	LACING PER BOX (mm)	ORDERING NUMBER (BOX)	ITEM CODE	ORDERING NUMBER (BOX)	ITEM CODE
	mm	in.								
16	5/8	0.1	7 & 8	200	3125	25G5/8NY	01841	25G5/8NP	01843	
19	3/4	0.1	8 & 9	200	3750	25G3/4NY	01859	25G3/4NP	01862	
22.5	7/8	0.2	10 & 11	200	4375	25G7/8NY	01864	25G7/8NP	01867	
25.5	1	0.2	12 & 13	200	5000	25G1NY	01871	25G1NP	01876	
32	1-1/4	0.3	15 & 16	200	6250	25G1-1/4NY	01884	25G1-1/4NP	01888	
38.5	1-1/2	0.3	19 & 20	200	7500	25G1-1/2NY	01891	25G1-1/2NP	01895	
44.5	1-3/4	0.4	22 & 23	200	8750	25G1-3/4NY	01911			
48	1-7/8	0.4	24 & 25	200	9375	25G1-7/8NY	01917	25G1-7/8NP	01924	
51	2	0.4	26 & 27	200	10,000	25G2NY	01926	25G2NP	01936	
57.5	2-1/4	0.5	30 & 31	200	11,250	25G2-1/4NY	01939			
63.5	2-1/2	0.5	33 & 34	200	12,500	25G2-1/2NY	01946	25G2-1/2NP	01950	
70	2-3/4	0.6	37 & 38	200	13,750	25G2-3/4NY	01954			
76.5	3	0.6	39 & 40	200	15,000	25G3NY	01963	25G3NP	01975	
83	3-1/4	0.4	42 & 43	100	8125	25G3-1/4NY	01828			
89	3-1/2	0.4	46 & 47	100	8750	25G3-1/2NY	01786	25G3-1/2NP	01795	
102	4	0.5	54 & 55	100	10,000	25G4NY	01732	25G4NP	01739	
115	4-1/2	0.5	61 & 62	100	11,250	25G4-1/2NY	01798	25G4-1/2NP	01803	

25 SERIES	316L STAINLESS STEEL					NYLOSTAINLESS PINS		NYLON PLUS PINS		
	BELT WIDTH		WT. PER BOX KGS.	HOOKS PER CARD	CARDS PER BOX	LACING PER BOX (mm)	ORDERING NUMBER (BOX)	ITEM CODE	ORDERING NUMBER (BOX)	ITEM CODE
	mm	in.								
16	5/8	0.1	7 & 8	200	3125	25SS5/8NYS	01845			
19	3/4	0.1	8 & 9	200	3750	25SS3/4NYS	01861			
25.5	1	0.2	12 & 13	200	5000	25SS1NYS	01879			
32	1-1/4	0.3	15 & 16	200	6250	25SS1-1/4NYS	01887	25SS1-1/4NP	01907	
38.5	1-1/2	0.3	19 & 20	200	7500	25SS1-1/2NYS	01898	25SS1-1/2NP	01771	
48	1-7/8	0.4	24 & 25	200	9375	25SS1-7/8NYS	01920			
51	2	0.4	26 & 27	200	10,000	25SS2NYS	01933			
57.5	2-1/4	0.5	30 & 31	200	11,250	25SS2-1/4NYS	01941			
63.5	2-1/2	0.5	33 & 34	200	12,500	25SS2-1/2NYS	01949	25SS2-1/2NP	01952	
70	2-3/4	0.6	37 & 38	200	13,750	25SS2-3/4NYS	01958			
76.5	3	0.6	39 & 40	200	15,000	25SS3NYS	01970	25SS3NP	01977	
89	3-1/2	0.4	46 & 47	100	8750	25SS3-1/2NYS	01793			
102	4	0.5	54 & 55	100	10,000	25SS4NYS	01744			

**NOTE: #25 Hooks are available with Long Point. Contact Customer Service for information.**

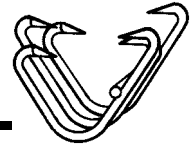
For extra pin material see pages 21-23.

### CLIPPER® ORDERING NUMBER REFERENCE

XSP	Extra Short Point
SP	Short Point
LP	Long Point
XLP	Extra Long Point
LL	Long Leg
SL	Short Leg
G	Galvanized
HT	High Tensile
RHTX	Rectangular Wire
S	430 Stainless Steel
SS	316 Stainless Steel

Stock Items (non-shaded)

Made To Order Items (shaded). Contact Flexco for lead times, minimum order may apply.



## 430 STAINLESS - WITHOUT PINS

HOOK SIZE	ORDERING NUMBER (BOX)	ITEM CODE	WT. PER BOX KGS.	HOOKS PER STRIP	STRIPS PER BOX	LACING (mm) PER BOX
<b>150 mm (6") STRIPS - 24 STRIPS PER BOX</b>						
UX-1SP	UX1SPS6	01183	0.3	44	24	3600
UX-1	UX1S6	01178	0.3	44	24	3600
U3-1	U3-1S6	01143	0.6	38	24	3600
U3-2	U3-2S6	01230	0.6	38	24	3600
U3	U3S6	01254	0.6	38	24	3600
<b>300 mm (12") STRIPS - 12 STRIPS PER BOX</b>						
UX-1SP	UX1SPS12	01184	0.3	96	12	3600
UX-1	UX1S12	01179	0.4	96	12	3600
UX-1LLSP	UX1LLSPS12	01338	0.5	96	12	3600
UX-1LL	UX1LLS12	01336	0.5	96	12	3600
U2SP	U2SPS12	18851	0.5	84	12	3600
U2	U2S12	18400	0.5	84	12	3600
U3	U3S12	01255	0.6	84	12	3600
U3RHTS	U3-RHTS12	05340	0.6	84	12	3600
U3-1	U3-1S12	01144	0.6	84	12	3600
U3-1RHTS	U3-1RHTS12	05338	0.6	84	12	3600
U3-2	U3-2S12	01231	0.6	84	12	3600
U3-2RHTS	U3-2RHTS12	05339	0.6	84	12	3600
U4	U4S12	01283	0.8	84	12	3600
U5	U5S12	01305	0.8	84	12	3600
U6	U6S12	18404	1.9	84	12	3600
U7	U7S12	01294	0.9	84	12	3600
<b>600 mm (24") STRIPS - 10 STRIPS PER BOX</b>						
UX-1SP	UX1SPS24	01355	0.6	188	10	6000
UX-1	UX1S24	01356	0.6	188	10	6000
UX-1LLSP	UX1LLSPS24	01359	0.6	188	10	6000
UX-1LL	UX1LLS24	01360	0.6	188	10	6000
U2SP	U2SPS24	18854	0.9	162	10	6000
U2	U2S24	18477	0.9	162	10	6000
U3-1	U3-1S24	01363	1.0	162	10	6000
U3-1RHTS	U3-1RHTS24	05341	0.6	162	10	6000
U3-2	U3-2S24	01361	1.0	162	10	6000
U3-2RHTS	U3-2RHTS24	05342	0.6	162	10	6000
U3	U3S24	18478	1.0	162	10	6000
U3RHTS	U3-RHTS24	05343	0.6	162	10	6000
U4	U4S24	18479	1.1	162	10	6000
U5	U5S24	01351	1.3	162	10	6000
U6	U6S24	05414	3.0	162	10	240

## COATED STEEL™ - WITHOUT PINS

HOOK SIZE	ORDERING NUMBER (BOX)	ITEM CODE	WT. PER BOX KGS.	HOOKS PER STRIP	STRIPS PER BOX	LACING (mm) PER BOX
<b>150 mm (6") STRIPS - 24 STRIPS PER BOX</b>						
U3-1	U3-1C6	01137	0.6	38	24	3600
U3-2	U3-2C6	01125	0.6	38	24	3600
U3	U3C6	01250	0.6	38	24	3600
<b>300 mm (12") STRIPS - 12 STRIPS PER BOX</b>						
U2SP	U2SPC12	18850	0.5	84	12	3600
U2	U2C12	18370	0.5	84	12	3600
U3-1	U3-1C12	01138	0.6	84	12	3600
U3-2	U3-2C12	01126	0.6	84	12	3600
U3	U3C12	01251	0.6	84	12	3600
U4	U4C12	01279	0.8	84	12	3600
U5	U5C12	01301	0.8	84	12	3600
U6	U6C12	18374	0.9	84	12	3600
<b>600 mm (24") STRIPS - 10 STRIPS PER BOX</b>						
U2	U2C24	18453	0.9	162	10	6000
U3-1	U3-1C24	01364	1.0	162	10	6000
U3-2	U3-2C24	01362	1.0	162	10	6000
U3	U3C24	18454	1.0	162	10	6000
U4	U4C24	18455	1.1	162	10	6000
U5	U5C24	01352	1.3	162	10	6000

## STAINLESS RECTANGULAR HIGH TENSILE - WITHOUT PINS

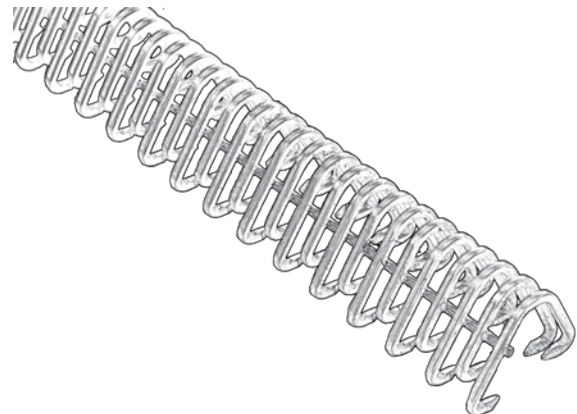
HOOK SIZE	ORDERING NUMBER (BOX)	ITEM CODE	WT. PER BOX KGS.	HOOKS PER STRIP	STRIPS PER BOX	LACING (mm) PER BOX
<b>300 mm (12") STRIPS - 12 STRIPS PER BOX</b>						
U3-1	U3-1RHTS12	05338	0.6	84	12	3600
U3-2	U3-2RHTS12	05339	0.6	84	12	3600
U3	U3-RHTS12	05340	0.6	84	12	3600
<b>600 mm (24") STRIPS - 10 STRIPS PER BOX</b>						
U3-1	U3-1RHTS24	05341	1.0	162	10	6000
U3-2	U3-2RHTS24	05342	1.0	162	10	6000
U3	U3-RHTS24	05343	1.0	162	10	6000

**NOTE:** For U2SP-U7 Hooks, wire diameter = 1.4 mm (.054").  
 For UX1 Hooks, wire diameter = 1.0 mm (.040").  
 For UCM-36 Hooks, wire diameter = 0.9 mm x 0.7 mm (.036" x .027").

### HOOK SIZE EXPLANATION:

U3-1 = #3 Leg with #1 point  
 U3-2 = #3 Leg with #2 point  
 U2 = #2 Leg with #2 point

For extra pin material see pages 21-23.



## 316L STAINLESS - WITHOUT PINS

For extra pin material see pages 21-23.

UCM36, UX-1, U1-U4, U1-U6	HOOK SIZE	ORDERING NUMBER (BOX)	ITEM CODE	WT. PER BOX KGS.	HOOKS PER STRIP	STRIPS PER BOX	LACING (mm) PER BOX	
	<b>150 mm (6") STRIPS - 24 STRIPS PER BOX</b>							
	UX-1SP	UX1SPSS6	01193	0.3	44	24	3600	
	UX-1	UX1SS6	01188	0.4	44	24	3600	
	<b>300 mm (12") STRIPS - 12 STRIPS PER BOX</b>							
	UCM36 SLXSP	UCM36SLXSPSS12	01315	0.4	120	12	3600	
	UCM36 SLSP	UCM36SLSPSS12	01313	0.4	120	12	3600	
	UCM36 XSP	UCM36XSPSS12	01312	0.4	120	12	3600	
	UCM36 SP	UCM36SPSS12	01314	0.4	120	12	3600	
	UCM36	UCM36SS12	01309	0.5	120	12	3600	
UCM36LP	UCM36LPSS12	01317	0.4	120	12	3600		
UCM36LLSP	UCM36LLSPSS12	01318	0.4	120	12	3600		
UCM36LL	UCM36LLSS12	01308	0.5	120	12	3600		
UX-1SP	UX1SPSS12	01194	0.3	96	12	3600		
UX-1	UX1SS12	01189	0.4	96	12	3600		
UX-1LLSP	UX1LLSPSS12	01342	0.5	96	12	3600		
UX-1LL	UX1LLSS12	01340	0.5	96	12	3600		
UA2	UA2SS12	01292	0.5	120	12	3600		
UA3	UA3SS12	01293	0.5	120	12	3600		
U2	U2SS12	18427	0.5	84	12	3600		
U3	U3SS12	01258	0.7	84	12	3600		
U4	U4SS12	18429	0.8	84	12	3600		
U5	U5SS12	18430	1.8	84	12	3600		
U6	U6SS12	18431	1.9	84	12	3600		
<b>600 mm (24") STRIPS - 10 STRIPS PER BOX</b>								
UX-1SP	UX1SPSS24	01354	0.5	188	10	6000		
UX-1	UX1SS24	01353	0.4	188	10	6000		
UX-1LL	UX1LLSS24	01357	0.5	188	10	6000		
U2	U2SS24	18507	0.9	162	10	6000		
<b>600 mm (24") STRIPS - 12 STRIPS PER BOX</b>								
UCM36 SLXSP	UCM36SLXSPSS24	01319	0.6	234	12	7200		
UCM36 SLSP	UCM36SLSPSS24	01320	0.6	234	12	7200		
UCM36 XSP	UCM36XSPSS24	01321	0.6	234	12	7200		
UCM36 SP	UCM36SPSS24	01322	0.6	234	12	7200		
UCM36	UCM36SS24	01323	0.6	234	12	7200		
UCM36LP	UCM36LPSS24	01385	0.6	234	12	7200		
UCM36LLSP	UCM36LLSPSS24	01324	0.7	234	12	7200		
UCM36LL	UCM36LLSS24	01325	0.7	234	12	7200		

## COATED STEEL™ - WITH PINS

U2-U6	HOOK SIZE	ORDERING NUMBER (BOX)	ITEM CODE	WT. PER BOX KGS.	HOOKS PER STRIP	STRIPS PER BOX	LACING INCHES PER BOX
	<b>300 mm (12") STRIPS - 12 STRIPS PER BOX</b>						
U2	U2C12W	18540	0.5	84	12	3600	
U3	U3C12W	18541	0.6	84	12	3600	
U4	U4C12W	18542	0.7	84	12	3600	
U5	U5C12W	18543	0.9	84	12	3600	
U6	U6C12W	18544	1.0	84	12	3600	

Stock Items (non-shaded)  
 Made To Order Items (shaded). Contact Flexco for lead times, minimum order may apply.

### CLIPPER® ORDERING NUMBER REFERENCE

XSP	Extra Short Point
SP	Short Point
LP	Long Point
XLP	Extra Long Point
LL	Long Leg
SL	Short Leg
G	Galvanized
HT	High Tensile
RHTX	Rectangular Wire
S	430 Stainless Steel
SS	316 Stainless Steel



## CONNECTING PIN SPECIFICATIONS

Pin Diameter	1.7 mm .065" (1/16") (previously #25)	2.4 mm .093" (3/32") (previously #13)	2.8 mm .109" (7/64") (previously #12)	3.2 mm .125" (1/8") (previously #11)	4.0 mm .156" (5/32") (previously #9)
Clipper® Hook Size	25's, 36's, 1's, UCM36's, UX-1's	2, 3, U2SP, U2 U3-1, U3-2, U3	4 & U4	4 ½, 5, U5	6, 7, U6 & U7
Anker® Hook Size	A40, A40SP, A40LL, A40LLSP, A2	A3	A4	A5	A6, A7

Connecting Pin Types	Abbreviation	Pin Wear Factor	Hook Wear Factor	Rigidity	Magnetic	Flexibility	Food Grade Material	Composition
Nylosteel	NY	Good	Good	Good	Yes	Good	No	Nylon & music wire
Nylostainless	NYS	Good	Good	Good	Slightly	Good	Yes	Nylon & 300SS spring wire
Nylon Covered Cable	NCS	Good	Good	Average	Slightly	Good	Yes	Nylon & 300SS cable
Music Wire	MW	Good	Poor	Excellent	Yes	Poor	No	High-carbon spring-tempered steel
Cold-Rolled Steel	Smooth - SM Notched - N	Average	Fair	Excellent	Yes	Fair to Poor	No	Mild cold-rolled steel
Stainless Steel	Smooth - SMS Notched - NS	Average	Fair	Excellent	Slightly	Fair to Poor	Yes	302 or 300 stainless steel
Duralink™	DL	Excellent	Excellent	Average	Slightly	Good	No	Wear-resistant nylon & 300SS cable
Bare Stainless Cable	SMSC	Average	Fair	Average	Slightly	Good	Yes	300SS cable
DuraStainless™	DSS	Excellent	Excellent	Good	Slightly	Good	No	Wear resistant nylon & 300SS spring wire
Nylon Plus	NP	Good	Excellent	Fair	No	Excellent	Yes	Nylon

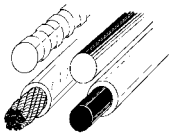
## PINPAK™ 100



30M (100 ft.) of connecting pin with dispenser

PIN DIAMETER	ORDERING NUMBER	ITEM CODE	WT. KGS.	PIN DIAMETER	ORDERING NUMBER	ITEM CODE	WT. KGS.	PIN DIAMETER	ORDERING NUMBER	ITEM CODE	WT. KGS.
<b>NYLOSTEEL</b>				<b>NYLOSTAINLESS</b>				<b>NYLON COVERED CABLE</b>			
1.3	NY053-C	18700	0.7	1.3	NYS053-C	18701	0.7	1.3	NCS065-C	02751	0.8
1.7	NY065-C	02598	0.7	1.7	NYS065-C	02649	0.7	1.7			
2.0	NY079-C	18720	0.8	2.0	NYS079-C	18721	0.8	2.0	NCS093-C	02767	0.8
2.4	NY093-C	02628	0.9	2.4	NYS093-C	02670	0.9	2.4			
2.8	NY109-C	02622	1.0	2.8	NYS109-C	02664	1.0	2.8	NCS125-C	02762	1.4
3.2	NY125-C	02614	1.0	3.2	NYS125-C	02658	1.0	3.2			
4.0	NY156-C	02607	1.1	4.0	NYS156-C	02652	1.1	4.0	DSS156-C	02756	1.5
<b>NYLON PLUS</b>				<b>DURALINK™</b>				<b>DURASTAINLESS™</b>			
1.3	NP053-C	02863	0.7	1.7	DL065-C	02726	0.8	1.7	DSS065-C	02826	0.8
1.7	NP065-C	02854	0.7	2.0	DL079-C	04316	1.0	2.4	DSS093-C	02830	1.0
2.0	NP079-C	02872	0.8	2.4	DL093-C	02743	1.0				
2.4	NP093-C	02867	0.9	2.8	DL109-C	02737	1.0	2.8	DSS109-C	02834	1.0
2.8	NP109-C	02861	1.0	3.2	DL125-C	02732	1.0				
3.2	NP125-C	02864	1.0								
4.0	NP156-C	02873	1.1								

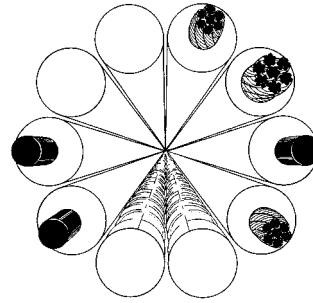




# Clipper® Connecting Pins

## NYLON COVERED LEADER ASSEMBLIES

PIN DIAMETER	ORDERING NUMBER	ITEM CODE	PIN LENGTH	LEADER LENGTH
<b>NYLON COVERED CABLE</b>				
1.7	NCS065X10FT-W/10FT	05021	10	10
1.7	NCS065X25FT-W/5FT	05022	25	5
2.4	NCS093X5FT-W/5FT	05194	5	5
2.4	NCS093X10FT-W/10FT	05023	10	10
2.4	NCS093X15FT-W/2FT	05195	15	2
2.4	NCS093X25FT-W/5FT	05024	25	5
2.4	NCS093X25FT-W/10FT	05025	25	10
2.4	NCS093X50FT-W/4FT	05196	50	4
<b>DURALINK™</b>				
1.7	DL065X25FT-W/5FT	05193	25	5
2.4	DL093X10FT-W/10FT	05020	10	10
2.4	DL093X25FT-W/5FT	05019	25	5



Other sizes can be custom ordered.

## 300 mm (12") PRE-CUT PINS

(24 pins per package)

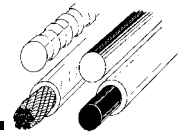
PIN DIAMETER	ORDERING NUMBER	ITEM CODE	ORDERING NUMBER	ITEM CODE	ORDERING NUMBER	ITEM CODE
<b>NYLOSTEEL</b>			<b>NYLOSTAINLESS</b>		<b>NYLON PLUS</b>	
1.7	NY065-12	02592	NYS065-12	02644	NP065-12	02847
2.4	NY093-12	02625	NYS093-12	02668	NP093-12	02865
2.8	NY109-12	02619	NYS109-12	02662	NP109-12	02859
3.2	NY125-12	02611	NYS125-12	02656	NP125-12	02833
4.0	NY156-12	02600	NYS156-12	02650	NP156-12	02832

## CONNECTING PIN TOOLS

DESCRIPTION	ORDERING NUMBER	ITEM CODE
Pin and Cable Cutter	APC-1	50004
Pin and Cable Stripper	CABLE STRIPPER	03241

## 1.625 mm (.065") PRE-CUT PINS

BELT WIDTH		PINS/ PACKAGE	ORDERING NUMBER	ITEM CODE	ORDERING NUMBER	ITEM CODE
mm	in.					
<b>NYLOSTEEL</b>						
16	5/8"	100	NY065-3/4-100	02576	NYS065-5/8-100	02632
19	3/4"	100				
22.5	7/8"	100				
25.5	1"	100	NY065-1-100	02577	NYS065-1-100	02637
32	1 1/4"	100	NY065-1-1/4-100	02578	NYS065-1-1/4-100	02633
38.5	1 1/2"	100	NY065-1-1/2-100	02579	NYS065-1-1/2-100	02634
44.5	1 3/4"	100	NY065-1-3/4-100	02580	NYS065-1-7/8-100	02635
48	1 7/8"	100	NY065-1-7/8-100	02581		
51	2"	100	NY065-2-100	02582		
57.5	2 1/4"	100	NY065-2-1/4-100	02583	NYS065-2-1/4-100	02639
63.5	2 1/2"	100	NY065-2-1/2-100	02584	NYS065-2-1/2-100	02640
70	2 3/4"	100	NY065-2-3/4-100	02585		
76.5	3"	100	NY065-3-100	02586	NYS065-3-100	02641
83	3 1/4"	50	NY065-3-1/4-50	02587	NYS065-3-1/4-50	02636
87	3 1/2"	50	NY065-3-1/2-50	02588		
102	4"	50	NY065-4-50	02589	NYS065-4-50	02642
115	4 1/2"	50	NY065-4-1/2-50	02590		
152	6"	24	NY065-6-24	02591	NYS065-6-24	02643



## CONNECTING PINS IN COILS

(7.6 M (25 ft.) minimum)

PIN DIAMETER	ORDERING NUMBER	ITEM CODE	ORDERING NUMBER	ITEM CODE	ORDERING NUMBER	ITEM CODE
<b>NYLOSTEEL</b>			<b>NYLOSTAINLESS</b>		<b>NYLON COVERED CABLE</b>	
1.7	NY053	02594	NYS053	02645		
1.7	NY065	02597	NYS065	02648	NCS065	02750
2.0	NY079	02595	NYS079	02646		
2.4	NY093	02627	NYS093	02669	NCS093	02766
2.8	NY109	02621	NYS109	02663	NCS125	02761
3.2	NY125	02613	NYS125	02657	NCS156	02755
4.0	NY156	02606	NYS156	02651		
<b>DURALINK™</b>			<b>DURASTAINLESS™</b>			
1.7			DSS065	02727		
2.4	DL093	02742	DSS093	02744		
2.8	DL109	02736	DSS109	02738		
3.2	DL125	02731				
<b>SMOOTH STEEL</b>			<b>NOTCHED STEEL</b>		<b>SMOOTH SS</b>	
1.0					SMS040	02772
1.4	SM054	02771	N054	02775	SMS054	02779
2.4	SM093	02773	N093	02777	SMS093	02781
<b>NOTCHED SS</b>			<b>NYLON PLUS</b>		<b>BARE SS CABLE</b>	
1.3/1.4	NS054	02783	NP053	02868		
1.7			NP065	02853	SMSC065	02769
2.0			NP079	02869		
2.4	NS093	02784	NP093	02866	SMSC093	02770
2.8			NP109	02860		
3.2			NP125	02870		
4.0			NP156	02871		

**NOTE:** For coils less than 7.6 M (25 ft.), call Flexco Customer Service.

### MUSIC WIRE


PIN DIAMETER	DESCRIPTION	ORDERING NUMBER	ITEM CODE
1.0 mm	Per Meter	MW043	02787
1.4 mm	Per Meter	MW054	02788
1.9 mm	4 Meter Lengths	MW072	02789
2.3 mm	4 Meter Lengths	MW090	02791
2.3 mm	30 Meter Lengths	MW090-100	02790

### STRIPPED LEADERS

DESCRIPTION	ORDERING NUMBER	ITEM CODE
2.4 x 1.3 M Nylosteel with 1.6 M Stripped Leader	NY093-123	02629
2.4 x 6.2 M Nylosteel with 1.6 M Stripped Leader	NY093-246	02630
.093 x 30 M Nylosteel with 1.6 M Stripped Leader	NY093-100	02631
2.4 x 3.1 M DuraStainless™ with 1.6 M Stripped Leader	DSS093-123	04093
2.4 x 6.2 M DuraStainless™ with 1.6 M Stripped Leader	DSS093-246	04044

□ **Stock Items** (non-shaded)

■ **Made To Order Items** (shaded). Contact Flexco for lead times, minimum order may apply.



## How Clipper® G Series™ Lacing Works

Clipper® G Series™ Lacing is precision-stamped belt lacing from 316L stainless steel, ensuring a consistent 4.00 mm pitch over the entire length of the lace. The staggered leg geometry features four alternating point levels between the top and bottom of the lace which provides varying points of penetration

versus a continuous line, increasing the strength and durability of the splice.

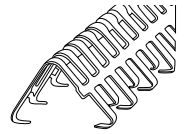
G Series is machine-applied for consistent compression, resulting in a uniform and flat splice, even with belts that are prone to belt wave. Corrugated stainless steel hinge pins prevent migration during use.

Applications	Installation Method	What You Need for Installation
<ul style="list-style-type: none"> <li>Food Manufacturing</li> <li>Agriculture Equipment</li> <li>Package and Parts Handling</li> <li>Filter Media</li> <li>Slider Bed Systems</li> </ul>	Clipper G Series Lacing can be installed with the Pro 600 or 6000 production lacers, Roller Lacer®, Roller Lacer® Gold Class™, or with a Clipper® Microlacer®.	<ul style="list-style-type: none"> <li>G Series Lacing</li> <li>Hinge Pin</li> <li>Installation Tool</li> <li>G Series Face Strip or Comb</li> </ul>
How to Specify the Correct G Series™ Lacing	Fastener Metal Selection	Hinge Pin Selection
<ol style="list-style-type: none"> <li>Measure your Belt Thickness.</li> <li>Measure the Diameter of the Smallest Pulley in your Drive with Belt Wrap more than 90°.</li> <li>Choose the fastener size that is appropriate for your specifications in the selection chart below.</li> </ol>	<p><b>Stainless Steel.</b> Type 316 Stainless Steel offers more resistance than galvanized steel to abrasion, acids, chemicals, rusting, and magnetic attraction.</p>	<p><b>CSSP Corrugated Stainless Steel</b> - for all sizes of G Series belt lacing.</p>

### Fastener and Pin Size Selection Chart

Minimum Pulley Diameter	Material Thickness mm	Connecting Pin Size mm	Belt Thickness					
			1.50 mm	2.00 mm	2.50 mm	3.00 mm	3.50 mm	5.00 mm
20 mm	0.50	1.00	G 00					
25 mm	0.50	1.00	G 001A					
	0.75	1.20		G 001				
40 mm	0.50	1.20			G 005A			
	0.75	1.40			G 002			
50 mm	0.50	1.20			G 005			
	0.75	1.40			G 006A			
75 mm	1.00	2.00-2.50				G 003		
						G 006		
							G 008	





## LACING

### AISI 316 STAINLESS LACING WITH PINS

	SIZE	ORDERING NUMBER	ITEM CODE	WT. PER BOX KGS.	STRIPS PER BOX	STRIP LENGTH	
						mm	in.
<b>G005, G006, G008</b>	G005A	G005A-SS-300W-12/BX	05492	0.24	12	300	12"
		G005A-SS-600W-8/BX	05493	0.44	8	600	24"
		G005A-SS-900W-8/BX	05494	0.66	8	900	36"
		G005A-SS-1200W-8/BX	05495	0.88	8	1200	48"
		G005A-SS-1500W-8/BX	05496	1.06	8	1500	60"
	G005	G005-SS-300W-12/BX	05497	0.32	12	300	12"
		G005-SS-600W-8/BX	05498	0.52	8	600	24"
		G005-SS-900W-8/BX	05499	0.79	8	900	36"
		G005-SS-1200W-8/BX	05500	1.06	8	1200	48"
		G005-SS-1500W-8/BX	05501	1.28	8	1500	60"
	G006A	G006A-SS-300W-12/BX	05502	0.32	12	300	12"
		G006A-SS-600W-8/BX	05503	0.42	8	600	24"
		G006A-SS-900W-8/BX	05504	0.64	8	900	36"
		G006A-SS-1200W-8/BX	05505	0.86	8	1200	48"
		G006A-SS-1500W-8/BX	05506	1.10	8	1500	60"
	G006	G006-SS-300W-12/BX	05507	0.42	12	300	12"
		G006-SS-600W-8/BX	05508	0.56	8	600	24"
		G006-SS-900W-8/BX	05509	0.83	8	900	36"
		G006-SS-1200W-8/BX	05510	1.10	8	1200	48"
		G006-SS-1500W-8/BX	05511	1.36	8	1500	60"
	G008	G008-SS-300W-12/BX	05544	0.84	12	300	12
		G008-SS-600W-8/BX	05545	1.12	8	600	24
		G008-SS-900W-8/BX	05546	1.66	8	900	36
		G008-SS-1200W-8/BX	05547	2.20	8	1200	48
G008-SS-1500W-8/BX		05548	2.72	8	1500	60	

### HINGE PIN IN 30M COIL CORRUGATED STAINLESS STEEL CABLE

PIN DIAMETER (MM)	ORDERING NUMBER	ITEM CODE	WT. KGS.
1.4	CSSP1.4X30M	04373	0.45
2.5	CSSP2.5X30M	04436	1.15

### "G" SERIES LACING SYSTEM

ORDERING NUMBER	ITEM CODE	STRIPS	BELT THICKNESS RANGE	MIN PULLEY DIAM	WT. KGS.
<b>316 STAINLESS STEEL WITH HINGE PINS (PITCH 4.00 mm)</b>					
G001A-SS-300W	00882	12 x 300 mm (6 sets)	Up to 1.5 mm	25 mm	0.09
G001-SS-1200W	00883	8 x 1200 mm (4 sets)	1.5 - 2.0 mm	25 mm	0.4
G002-SS-1200W	00884	8 x 1200 mm (4 sets)	2.0 - 2.5 mm	35 mm	0.5
G003-SS-1200W	00885	8 x 1200 mm (4 sets)	2.5 - 3.5 mm	50 mm	0.5
G003-SS-1700W	00706	8 x 1700 mm (4 sets)	2.5 - 3.5 mm	50 mm	0.7
G006-SS-1050W	00708	8 x 1050 mm (4 sets)	2.5 - 3.0 mm	60 mm	0.5
G006-SS-1200W	00886	8 x 1200 mm (4 sets)	2.5 - 3.0 mm	60 mm	0.4
G006-SS-1700W	17425	8 x 1700 mm (4 sets)	2.5 - 3.0 mm	60 mm	0.4
G008-SS-1200	05546	8 x 1200 mm (4 sets)	3.0 - 5.0 mm	75 mm	0.4
G008-SS-1500	05548	8 x 1500 mm (4 sets)	3.0 - 5.0 mm	75 mm	0.4

## HINGE PINS (EXTRA)

### 316 STAINLESS STEEL

CSP 1.20 CORRUGATED HINGE PIN (30 METRE COILS)

ITEM CODE	WT. KGS.
00719	0.1

## INSTALLATION TOOLS

### VICE LACER

VLG200 VICE LACER (WIDTH 200 mm)

ITEM CODE	WT. KGS.
00908	0.9

Stock Items (non-shaded)

Made To Order Items (shaded). Contact Flexco for lead times, minimum order may apply.

## MAINTENANCE LACERS

### ROLLER LACER™, MICROLACER™

See Clipper® section pages 26-27.

### HYDRAULIC LACERS

Contact Flexco customer service.



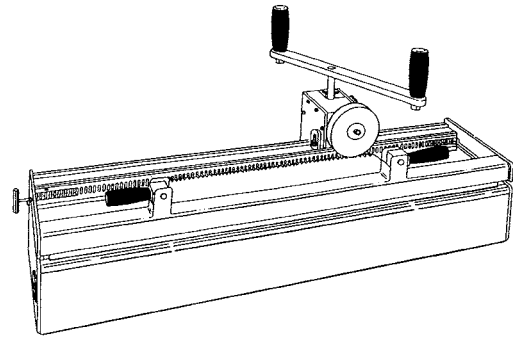
# Clipper® Maintenance Lacers

## MANUAL ROLLER LACER®

(Face strips sold separately)

BELT WIDTH		ORDERING NUMBER	ITEM CODE	WT. KGS.
mm	in.			
600	24"	RL-24	03370	17.2
900	36"	RL-36	03371	21.3
1200	48"	RL-48	03372	24.9
1500	60"	RL-60	03375	28.6

**NOTE:** Includes carding paper remover and scissors.



## G SERIES™ FACE STRIPS

MANUAL ROLLER LACER® (Includes one Lacer Pin)

HOOK SIZE	BELT WIDTH		ORDERING NUMBER	ITEM CODE	WT. LBS.
	in.	mm			
G005(A) - G006(A)	24"	600	FSMANG-601	04359	1.0
	36"	900	FSMANG-901	04360	1.2
	48"	1200	FSMANG-1201	04361	1.4
	60"	1500	FSMANG-1501	04362	1.7
	72"	1800	FSMANG-1801	04453	1.8
G008	24"	600	FSMANGXL-601	04456	1.0
	36"	900	FSMANGXL-901	04457	1.2
	48"	1200	FSMANGXL-1201	04458	1.4
	60"	1500	FSMANGXL-1501	04459	1.7
	72"	1800	FSMANGXL-1801	04460	1.8

## CLIPPER® FACE STRIPS

MANUAL ROLLER LACER® (Includes one Lacer Pin)

BELT WIDTH		ORDERING NUMBER	ITEM CODE	WT. KGS.
mm	in.			
<b>HOOK SIZE 30</b>				
600	24"	FSMAN30-24	04064	0.6
900	36"	FSMAN30-36	04065	0.7
1200	48"	FSMAN30-48	04066	1.0
1500	60"	FSMAN30-60	04067	1.2
<b>HOOK SIZE 36, UCM36</b>				
600	24"	FSMAN36-24	04020	0.6
900	36"	FSMAN36-36	04021	0.7
1200	48"	FSMAN36-48	04022	1.0
1500	60"	FSMAN36-60	04023	1.2
<b>HOOK SIZE 1, UX-1, A40, A40LL</b>				
600	24"	FSMAN1-24	04015	0.6
900	36"	FSMAN1-36	04016	0.7
1200	48"	FSMAN1-48	04017	1.0
1500	60"	FSMAN1-60	04018	1.2
<b>HOOK SIZE 2 – 4, U2SP – U3, A2/A3</b>				
600	24"	FSMAN2-24	04025	0.6
900	36"	FSMAN2-36	04026	0.7
1200	48"	FSMAN2-48	04027	1.0
1500	60"	FSMAN2-60	04028	1.2
<b>HOOK SIZE 4-1/2 – 7, U4 – U7</b>				
600	24"	FSMAN4-1/2-24	04030	0.6
900	36"	FSMAN4-1/2-36	04031	0.7
1200	48"	FSMAN4-1/2-48	04032	1.0
1500	60"	FSMAN4-1/2-60	04033	1.2

## G SERIES™ REPLACEMENT LACER PINS

MANUAL ROLLER LACER®

HOOK SIZE	ORDERING NUMBER	MANUAL ROLLER LACER	ITEM CODE	WT. KGS.
G005(A) - G006(A)	LPMAN1/36-24	RL-24	03997	0.2
	LPMAN1/36-36	RL-36	03998	0.5
	LPMAN1/36-48	RL-48	03999	0.6
	LPMAN1/36-60	RL-60	04000	0.4
	LPMAN1/36-72	RL-72	04088	0.4
G008	LPMANREG-24	RL-24	04002	0.2
	LPMANREG-36	RL-36	04003	0.3
	LPMANREG-48	RL-48	04004	0.3
	LPMANREG-60	RL-60	04005	0.4
	LPMANREG-72	RL-72	04089	0.4

## ALLIGATOR FACE STRIPS

MANUAL ROLLER LACER® (Includes one Lacer Pin)

LACING SIZE	BELT WIDTH		ORDERING NUMBER	ITEM CODE	WT. KGS.
	in.	mm			
00	24"	600	GFSAG00-24	18244	0.6
	36"	900	GFSAG00-36	18245	0.7
	48"	1200	GFSAG00-48	19037	1.0
1 & 7	24"	600	GFSAM1&7-24	19701	0.6
	36"	900	GFSAM1&7-36	19702	0.7
	48"	1200	GFSAM1&7-48	19703	1.0
	60"	1500	GFSAM1&7-60	19704	1.2

## ALLIGATOR REPLACEMENT LACER PINS

MANUAL ROLLER LACER®

LACING SIZE	BELT WIDTH		ORDERING NUMBER	ITEM CODE	WT. KGS.
	in.	mm			
00	36	900	GFSAGP00-36	18230	0.3
1 & 7	24	600	GFSAGP1&7-24	18272	0.2
	36	900	GFSAGP1&7-36	18273	0.3
	48	1200	GFSAGP1&7-48	18250	0.3
	60	1500	GFSAGP1&7-60	18231	0.4

## COMMON REPAIR PARTS

ROLLER LACER® GOLD CLASS™ & MANUAL ROLLER LACER®

DESCRIPTION/ORDERING NUMBER	ITEM CODE	WT. KGS.
Guide Block Replacement Kit For Serial Number 3,500 – 50,000	03433	0.5
Guide Block Replacement Kit For Serial Number greater than 50,000	03897	0.5
Face Strip Knobs	03817	0.23
Urethane Strip – Priced Per Foot	03274	0.23
RL Carrying Strap	04051	0.5
Nut Driver for Roller Lacer Gold Class	04068	0.5

□ Stock Items (non-shaded)

■ Made To Order Items (shaded). Contact Flexco for lead times, minimum order may apply.

# Clipper® Maintenance Lacers



## ROLLER LACER® GOLD CLASS™

(Face strips sold separately)

BELT WIDTH		ORDERING NUMBER	ITEM CODE	WT. KGS.
mm	in.			
600	24"	RL-G24	03985	22.7
900	36"	RL-G36	03986	26.3
1200	48"	RL-G48	03987	29.9
1500	60"	RL-G60	03988	33.6

NOTE: Includes carding paper remover and scissors.

## G SERIES™ FACE STRIPS

ROLLER LACER® GOLD CLASS™ (Includes one Lacer Pin)

HOOK SIZE	BELT WIDTH		ORDERING NUMBER	ITEM CODE	WT. KGS.
	in.	mm			
G005(A) - G006(A)	24"	600	FSGOLDG-601	04363	1.02
	36"	900	FSGOLDG-901	04364	1.28
	48"	1200	FSGOLDG-1201	04365	1.4
	60"	1500	FSGOLDG-1501	04366	1.65

## G SERIES™ REPLACEMENT LACER PINS

ROLLER LACER® GOLD CLASS™

HOOK SIZE	ORDERING NUMBER	ITEM CODE	ROLLER LACER GOLD CLASS	WT. KGS.
G005(A) - G006(A)	LPG-901	04370	RL-G36	0.5
	LPG-1201	04371	RL-G48	0.6
	LPG-1501	04372	RL-G60	0.7
	LPG-1801	04419	RL-G70	0.8

## MICROLACER®

(Face strips sold separately)

BELT WIDTH		ORDERING NUMBER	ITEM CODE	WT. KGS.
mm	in.			
350	14"	MICROLACER	03368	12.2

NOTE: Includes carding paper remover and scissors.

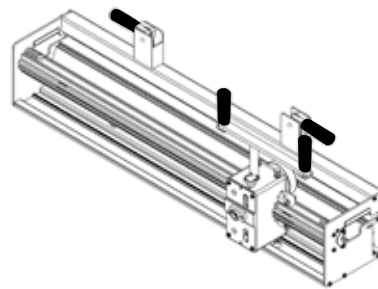
## CLIPPER® FACE STRIPS

(Includes one Lacer Pin)

HOOK SIZE	ORDERING NUMBER	ITEM CODE	WT. KGS.
30	FSMAN30-MICRO	04063	1.0
36, UCM36	FSMAN36-MICRO	04019	1.0
1, UX-1	FSMAN1-MICRO	04014	1.0
2-4, U2-U3,	FSMAN2-MICRO	04024	1.0
4-1/2-7, U4-U7	FSMAN4-1/2-MICRO	04029	1.0

## ALLIGATOR® FACE STRIPS FOR MICROLACER


DESCRIPTION	BELT WIDTH		ORDERING NUMBER	ITEM CODE	WT. KGS.
	mm	in.			
for 00 Alligator Lacing	350	14	GFSAA00-14	18243	0.2
for 1 & 7 Alligator Lacing	350	14	GFSAA1&7-14	18248	0.2



## CLIPPER® FACE STRIPS

ROLLER LACER® GOLD CLASS™ (Includes one Lacer Pin)

BELT WIDTH		ORDERING NUMBER	ITEM CODE	WT. KGS.
mm	in.			
<b>HOOK SIZE 36, UCM 36</b>				
600	24"	FSGOLD36-24	04038	2.0
900	36"	FSGOLD36-36	04039	2.4
1200	48"	FSGOLD36-48	04040	2.9
1500	60"	FSGOLD36-60	04041	3.4
<b>HOOK SIZE 1, UX-1</b>				
600	24"	FSGOLD1-24	04034	2.0
900	36"	FSGOLD1-36	04035	2.4
1200	48"	FSGOLD1-48	04036	2.9
1500	60"	FSGOLD1-60	04037	3.4
<b>HOOK SIZE 2-4, U2SP-U3</b>				
600	24"	FSGOLD2-24	04042	2.0
900	36"	FSGOLD2-36	04043	2.4
1200	48"	FSGOLD2-48	04044	2.9
1500	60"	FSGOLD2-60	04045	3.4
<b>HOOK SIZE 4-1/2-7, U4-U7</b>				
600	24"	FSGOLD4-1/2-24	04046	2.0
900	36"	FSGOLD4-1/2-36	04047	2.4
1200	48"	FSGOLD4-1/2-48	04048	2.9
1500	60"	FSGOLD4-1/2-60	04049	3.4

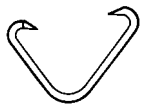


## CLIPPER® REPLACEMENT LACER PINS

HOOK SIZE	ORDERING NUMBER	ITEM CODE	PIN DIA. (mm)
1/36	LPMAN1/36-MICRO	03996	1.7
2-7	LPMANREG-MICRO	04001	2.7

## COMMON REPAIR PARTS

DESCRIPTION/ORDERING NUMBER	ITEM CODE	WT. KGS.
Guide Block Replacement Kit For Serial Number 3,500 - 50,000	03433	0.5
Guide Block Replacement Kit For Serial Number greater than 50,000	03897	0.5
Face Strip Knobs	03817	0.23
Urethane Strip - Priced Per Foot	03274	0.05

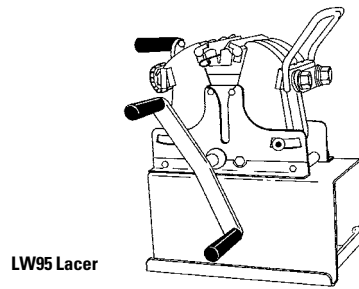


# Clipper® Specialty Lacers

## LW95 LACERS

(Laces all Clipper Hooks. Laces up to 152.4 mm (6") in one operation. Includes Lacing Assembly Kit.)

HOOK SIZE	ORDERING NUMBER	ITEM CODE	WT. KGS.	RETAINER INCLUDED
2-7, U2-U7	LW95	03074	14.1	HRREGLW95
1, UX-1	1LW95	03076	14.1	HR1LW95
25	25XLW	03075	14.1	HR25LW95
REPLACEMENT HOOK RETAINERS				
2-7, U2-U7	HR2LW95	03085	0.3	N/A
1, UX-1	HR1LW95	03081	0.2	N/A
25	HR25LW95	03827	0.5	N/A
30, 36, UCM36	HR36LW95	03119	0.2	N/A

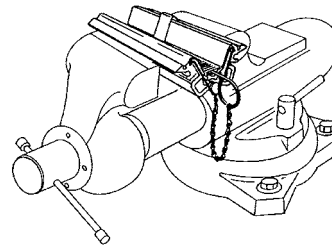


LW95 Lacer

## WISE LACERS

This vice lacer is suitable for both anker and clipper hooks.

HOOK SIZE		ORDERING NUMBER	ITEM CODE	WT. KGS.
CLIPPER®	ANKER®			
2-7, U2-U7	2-7, A2-A7, AP	R-4	03018	0.5
2-7, U2-U7	2-7, A2-A7, AP	R-7	03019	0.9
2-7, U2-U7	2-7, A2-A7, AP	R-10	03020	1.4
1, UX-1, UX-1SP	40, A40	1VL-7	03236	0.9
25	25	25VL-7	03814	1.4
30, 36, UCM36	30, 35, 36, A36	36VL-7	03238	0.5

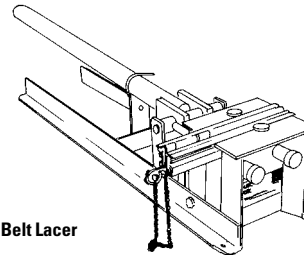


Vise Lacer

## BALER BELT LACER™

(Laces all Clipper Baler Hooks, RHTX, 2-7)

BELT WIDTH		ORDERING NUMBER	ITEM CODE	WT. KGS.
mm	in.			
175	7"	BBL-7	03434	23.1
250	10"	BBL-10	03435	23.1

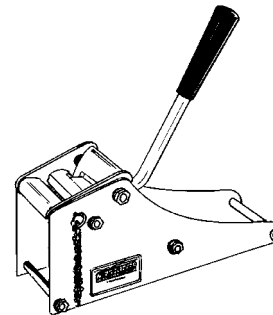


Baler Belt Lacer

## LEVER LACER

(For thin belts or tapes up to 50.8 mm (2") wide.)

HOOK SIZE	ORDERING NUMBER	ITEM CODE	WT. KGS.
25	25LEVER	03014	2.3
36	36LEVER	04223	2.3

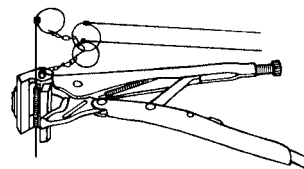


Lever Lacer

## PLIER-TAPE LACER

(For thin belts or tapes up to 50.8 mm (2") wide.)

ORDERING NUMBER	ITEM CODE	WT. KGS.
PTL25	17475	1.6
PTL30	18017	1.7



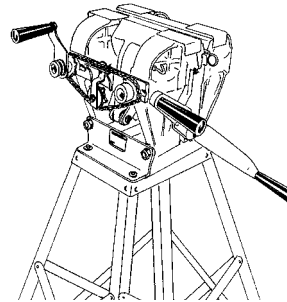
Plier-Tape Lacer



## #12 SPEED LACER

(Includes #2-7 Retainer)

BELT WIDTH		ORDERING NUMBER	ITEM CODE	WT. KGS.
mm	in.			
300	12"	12LACER	03167	80.3
<b>CHAIN DRIVE ATTACHMENT</b>				
12 LACER-CHAIN			03225	10.9

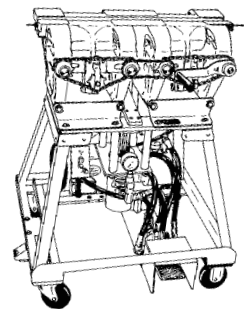


#12 Speed Lacer

## CLIPPER® HOOK RETAINER FOR #12 SPEED LACER

(Includes one Lacer Pin)

DESCRIPTION	HOOK SIZE	ORDERING NUMBER	ITEM CODE	WT. KGS.
Acusteel	25	HR25-12	03822	0.8
Acusteel	30,36,UCM36	HR36-12	03170	0.7
Acusteel	1,UX-1	HR1-12	03168	0.7
Acusteel	2-7,U2-U7	HR2-12	03211	0.7



Electric Hydraulic Lacer

## 300 mm (12") LACER PIN FOR #12 SPEED LACER

HOOK SIZE	ORDERING NUMBER	ITEM CODE
25,30,36,1	LP1/36-12	03169
2-7	LP2-12	03222

## ELECTRIC HYDRAULIC POWER LACERS

(Includes #2-7 Retainer)

BELT WIDTH		ORDERING NUMBER	ITEM CODE	WT. KGS.
mm	in.			
300	12"	EH-12	03037	161.0
625	25"	EH-25	03038	254.0
950	38"	EH-38	03039	396.9

**NOTE:** Please specify 115 or 230 volt wiring requirements when ordering. Can be ordered for International Requirements.

## ELECTRIC HYDRAULIC LACER COVER

LACER SIZE		ORDERING NUMBER	ITEM CODE	WT. KGS.
mm	in.			
300	12"	Cover-12	03452	1.4
625	25"	Cover-25	03453	1.8
950	38"	Cover-38	03519	2.3

## CLIPPER® HOOK RETAINER FOR POWER LACERS

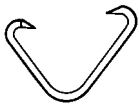
(Includes one Lacer Pin)

BELT WIDTH		ORDERING NUMBER	ITEM CODE	WT. KGS.
mm	in.			
<b>HOOK SIZE 25</b>				
300	12"	HR25-12	03822	0.8
625	25"	HR25-25	03823	1.5
950	38"	HR25-38	03824	1.9
<b>HOOK SIZE 30, 36, UCM36</b>				
300	12"	HR36-12	03170	0.7
625	25"	HR36-25	03154	1.5
950	38"	HR36-38	03155	1.9
<b>HOOK SIZE 1, UX-1</b>				
300	12"	HR1-12	03168	0.7
625	25"	HR1-25	03143	1.5
950	38"	HR1-38	03150	1.9
<b>HOOK SIZE 2-7, U2-U7</b>				
300	12"	HR2-12	03211	0.7
625	25"	HR2-25	03051	1.5
950	38"	HR2-38	03148	1.9

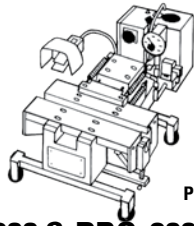
## CLIPPER® REPLACEMENT LACER PINS FOR POWER LACER

BELT WIDTH		ORDERING NUMBER	ITEM CODE
mm	in.		
<b>HOOK SIZE 25, 36, 1</b>			
300	12"	LP1/36-12	03169
625	25"	LP1/36-25	03162
950	38"	LP1/36-38	03163
<b>HOOK SIZE 2-7</b>			
300	12"	LP2-12	03222
625	25"	LP2-25	03054
950	38"	LP2-38	03156

**Stock Items** (non-shaded)  
 **Made To Order Items** (shaded). Contact Flexco for lead times, minimum order may apply.



# Clipper® Production Lacers



PRO-600

## PRO-600 & PRO-6000 LACER

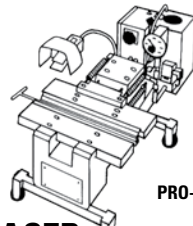
(Does not include comb - purchase separately)

ORDERING NUMBER	ITEM CODE	WT. KGS.
PRO-600	18057	133.4
PRO-6000	18978	138.0

## COMBS FOR PRO-600 & PRO-6000 LACER

(Includes Gauge Pins)

BELT WIDTH		ORDERING NUMBER	ITEM CODE	WT. KGS.
		<b>HOOK SIZE 25</b>		
mm	in.			
600	24"	P6CLPR25M-24	03526	4.6
900	36"	P6CLPR25M-36	03538	5.9
1200	48"	P6CLPR25M-48	03551	7.0
1500	60"	P6CLPR25M-60	03531	8.4
		<b>HOOK SIZE 36, UCM36, 30</b>		
600	24"	P6CLPR36M-24	03524	4.6
900	36"	P6CLPR36M-36	03537	5.9
1200	48"	P6CLPR36M-48	03539	7.0
1500	60"	P6CLPR36M-60	03529	8.4
		<b>HOOK SIZE 1, UX1</b>		
600	24"	P6CLPR1M-24	03534	4.6
900	36"	P6CLPR1M-36	03535	5.9
1200	48"	P6CLPR1M-48	03550	7.0
1500	60"	P6CLPR1M-60	03528	8.4
		<b>HOOK SIZE 2-7, U2-U7</b>		
600	24"	P6CLPR2M-24	03533	4.6
900	36"	P6CLPR2M-36	03536	5.9
1200	48"	P6CLPR2M-48	03532	7.0
1500	60"	P6CLPR2M-60	03527	8.4



PRO-400

## PRO-400 LACER

(Does not include adapter - purchase separately)

ORDERING NUMBER	ITEM CODE	WT. KGS.
PRO-400	18048	133.4

## ADAPTERS FOR PRO-400 LACER- 356 mm (14")

(Includes 1.5 and 2.0 mm Gauge Pins)

HOOK SIZE	ORDERING NUMBER	ITEM CODE	WT. KGS.
25	P4CLPR25	03649	3.3
36, 30	P4CLPR36	03140	3.4
1	P4CLPR1	03525	3.4
2-7	P4C2	18052	3.6

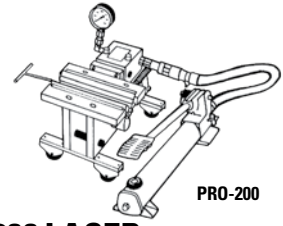
## ALLIGATOR® ADAPTERS-PRO-400

(Includes Gauge Pins)

ORDERING NUMBER	ITEM CODE	WT. KGS.	LACING SIZE
P4GF	18055	3.2	1 & 7
P4GF15	18056	3.3	15

## REPLACEMENT LACER PINS FOR PRO-400 LACER

FOR COMB NUMBER	DIAMETER (mm)	ITEM CODE	WT. KGS.
P4C25/36	1.5	19395	.05
P4C25/36	1.8 x 1.5	03738	.05
P4C25/36	2.0 x 1.5	03745	.05
P4C1	1.8	03715	.05
P4C1	2.0	19350	.05
P4C1	2.5 x 2.0	19380	.05
P4C1	3.0 x 2.0	19351	.05
P4C2	2.5	19349	.14
P4C2	3.5 x 3.0	03725	.14
P4C2	4.0 x 3.0	03724	.14



PRO-200

## PRO-200 LACER

(Does not include adapter - purchase separately)

ORDERING NUMBER	ITEM CODE	WT. KGS.
PRO-200	18036	31.7
PRO-200EH	03707	36.3

## ADAPTERS FOR PRO-200 LACER- 203 mm (8")

(Includes 1.5 and 2.0 mm Gauge Pins)

HOOK SIZE	ORDERING NUMBER	ITEM CODE	WT. KGS.
25	P2CLPR25	03650	2.0
36, 30	P2CLPR36	03591	2.0
1	P2CLPR1	03651	2.2
2-7	P2C2	18043	2.4

## ALLIGATOR® ADAPTERS-PRO-200

(Includes Gauge Pins)

ORDERING NUMBER	ITEM CODE	WT. KGS.	LACING SIZE
P2GF	18046	1.6	1 & 7
P2GF15	18047	2.0	15

## REPLACEMENT LACER PINS FOR PRO-200 LACER

FOR COMB NUMBER	DIAMETER (mm)	ITEM CODE	WT. KGS.
P2C25/36	1.5	19340	.05
P2C25/36	1.8 x 1.5	03739	.05
P2C25/36	2.0 x 1.5	03744	.05
P2C1	1.8	03713	.05
P2C1	2.0	19341	.05
P2C1	2.5 x 2.0	19342	.05
P2C1	3.0 x 2.0	19343	.05
P2C2	2.5	19339	.14
P2C2	3.5 x 3.0	03717	.14
P2C2	4.0 x 3.0	03718	.14

## REPLACEMENT LACER PINS FOR PRO-600 LACER

BELT WIDTH		ITEM CODE				WT. KGS.
mm	in.	<b>FOR COMB NUMBER P6C25/36</b>				
		1.5 mm	1.8 mm x 1.5 mm	2.0 mm x 1.5 mm		
600	24"	03729	03734	03743		0.1
900	36"	03727	03735	03742		0.1
1200	48"	03728	03736	03741		0.1
1500	60"	19358	03737	03740		0.1
		<b>FOR COMB NUMBER P6C1</b>				
		1.8 mm	2.0 mm	2.5 mm x 2.0 mm	3.0 mm x 2.0 mm	
600	24"	03710	19361	19362	03722	0.1
900	36"	03709	03714	03721	03733	0.1
1200	48"	03708	03711	03723	03732	0.1
1500	60"	16369	03712	03716	03731	0.1
		<b>FOR COMB NUMBER P6C2</b>				
		2.5 mm	3.5 mm x 3.0 mm	4.0 mm x 3.0 mm		
600	24"	19364	19365	19366		0.1
900	36"	03726	03719	03720		0.1
1200	48"	19368	19370	19371		0.1
1500	60"	19373	19375	19376		0.1

## ALLIGATOR® COMBS-PRO-600

(Includes Gauge Pins)


ORDERING NUMBER	ITEM CODE	WT. KGS.	LACING SIZE
P6ALLI00M-24	03914	3.9	00
P6ALLI00M-36	03915	5.9	00
P6ALLI1&7-24	03916	3.9	1&7
P6ALLI1&7-36	03917	5.9	1&7
P6ALLI15-24	03919	3.9	15
P6ALLI15-36	03920	5.9	15

## REPLACEMENT PARTS

DESCRIPTION	ITEM CODE	WT. KGS.
Return Springs	19100	0.5
Adapter Spring Clip	19194	0.5
Linear Bearing	19200	0.9
Brass Bushing	19300	2.3

□ Stock Items (non-shaded)

■ Made To Order Items (shaded). Contact Flexco for lead times, minimum order may apply.



## How Clipper® Patch Fastener Hooks Work

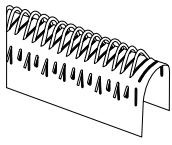
Clipper® Laundry Patch Fasteners are manufactured from double-flattened wire which increases the holding ability as well as the transverse stability of the individual hooks, providing a flat and even splice area. The hook points are horizontally-cut, ensuring that they are bent accurately down towards the belt edge, which is especially important for thin belts used in laundry feeder and folding machine applications.

Available in either galvanized or 316L stainless steel, the hooks are integrated into the polyester patch material and are pre-cut to belt widths with leading and trailing ends. The patch is available with a custom logo if desired. Corrugated Perlon hinge pins are included with each box of fasteners, are corrosion-free, and provide lubrication to the splice joint.

Applications	Installation Method	What You Need for Installation
<ul style="list-style-type: none"> <li>Commercial Laundries</li> </ul>	Clipper Patch Fastener Hooks can be installed with the Pro 120 on-site maintenance lacer or the Pro 150 production lacer.	<ul style="list-style-type: none"> <li>Patch Fastener Hooks</li> <li>Connecting Pin</li> <li>Installation Tool</li> </ul>
How to Specify the Correct Clipper® Fastener	Fastener Metal Selection	Hinge Pin Selection
<ol style="list-style-type: none"> <li>Measure your Belt Thickness.</li> <li>Measure the Diameter of the Smallest Pulley in your Drive with Belt Wrap more than 90°.</li> <li>Choose the fastener width that is appropriate for your specifications.</li> </ol>	<p><b>Galvanized Steel.</b> For basic applications, galvanized steel is recommended.</p> <p><b>Stainless Steel.</b> Type 316 Stainless Steel offers more resistance than galvanized steel to abrasion, acids, chemicals, rusting, and magnetic attraction.</p>	<b>CP Corrugated Perlon.</b>

### Fastener and Pin Size Selection Chart

Minimum Pulley Diameter	Wire Diameter		Connecting Pin Size		Belt Thickness
	mm	in.	mm	in.	
25 mm (15/16")	0.62	.024	1.40	.055	25SP



# Clipper® Patch Fastener Hooks

## FASTENERS

### #25 SHORT-POINT GALVANIZED ON PATCH with Corrugated Perlon Hinge Pins

25SP	PATCH WIDTH		ORDERING NUMBER (BOX)	ITEM CODE	WT. PER BOX LBS.	HOOKS PER STRIP	STRIPS PER BOX
	mm	in.					
	35	1.38	25SP-G-035W-P	05512	0.66	15 + 16	200
	40	1.57	25SP-G-040W-P	05513	0.79	19 + 20	200
	48	1.89	25SP-G-048W-P	05514	0.88	24 + 25	200
	50	1.97	25SP-G-050W-P	05515	0.93	26 + 27	200
	57	2.24	25SP-G-057W-P	05516	1.01	30 + 31	200
	63	2.48	25SP-G-063W-P	05517	1.06	33 + 34	200
	75	2.95	25SP-G-075W-P	05518	1.28	39 + 40	200
	90	3.54	25SP-G-090W-P	05519	0.79	46 + 47	100
	100	3.94	25SP-G-100W-P	05520	0.88	54 + 55	100
	115	4.53	25SP-G-115W-P	05521	0.97	61 + 62	100

Patch with customer logo available for +10% upcharge (one color only). Minimum order 10 boxes. Contact Flexco for lead times.

### CORRUGATED PERLON HINGE PINS (PRE-CUT)

PATCH WIDTH		PINS PER PACKAGE	ORDERING NUMBER	ITEM CODE
mm	in.			
35	1.38	100	CP1.4-035-100/BX	04385
40	1.57	100	CP1.4-040-100/BX	04386
48	1.89	100	CP1.4-048-100/BX	04387
50	1.97	100	CP1.4-050-100/BX	04388
57	2.24	100	CP1.4-057-100/BX	04389
63	2.48	100	CP1.4-063-100/BX	04390
75	2.95	100	CP1.4-075-100/BX	04391
90	3.54	50	CP1.4-090-50/BX	04392
100	3.94	50	CP1.4-100-50/BX	04393
115	4.53	50	CP1.4-115-50/BX	04394

### #25 SHORT-POINT GALVANIZED ON PATCH LOW TEMPERATURE with Corrugated Perlon Hinge Pins

25SP	PATCH WIDTH		ORDERING NUMBER (BOX)	ITEM CODE	WT. PER BOX LBS.	HOOKS PER STRIP	STRIPS PER BOX
	mm	in.					
	35	1.38	25SP-G-035W-TPU1	05805	0.66	15 + 16	200
	40	1.57	25SP-G-040W-TPU1	05806	0.79	19 + 20	200
	48	1.89	25SP-G-048W-TPU1	05807	0.88	24 + 25	200
	50	1.97	25SP-G-050W-TPU1	05808	0.93	26 + 27	200
	57	2.24	25SP-G-057W-TPU1	05809	1.01	30 + 31	200
	63	2.48	25SP-G-063W-TPU1	05810	1.06	33 + 34	200
	75	2.95	25SP-G-075W-TPU1	05811	1.28	39 + 40	200
	90	3.54	25SP-G-090W-TPU1	05812	0.79	46 + 47	100
	115	4.53	25SP-G-115W-TPU1	05813	0.97	61 + 62	100

Patch with customer logo available for +10% upcharge (one color only). Minimum order 10 boxes. Contact Flexco for lead times.

### #25 SHORT-POINT 316L STAINLESS STEEL ON PATCH with Corrugated Perlon Hinge Pins

25SP	PATCH WIDTH		ORDERING NUMBER (BOX)	ITEM CODE	WT. PER BOX LBS.	HOOKS PER STRIP	STRIPS PER BOX
	mm	in.					
	35	1.38	25SP-SS-035W-P	05522	0.66	15 + 16	200
	40	1.57	25SP-SS-040W-P	05523	0.79	19 + 20	200
	48	1.89	25SP-SS-048W-P	05524	0.88	24 + 25	200
	50	1.97	25SP-SS-050W-P	05525	0.93	26 + 27	200
	57	2.24	25SP-SS-057W-P	05526	1.01	30 + 31	200
	75	2.95	25SP-SS-075W-P	05528	1.28	39 + 40	200
	90	3.54	25SP-SS-090W-P	05529	0.79	46 + 47	100
	100	3.94	25SP-SS-100W-P	05530	0.88	54 + 55	100
	115	4.53	25SP-SS-115W-P	05531	0.97	61 + 62	100

Patch with customer logo available for +10% upcharge (one color only). Minimum order 10 boxes. Contact Flexco for lead times.

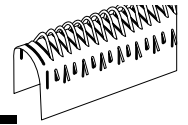
### #25 SHORT-POINT 316L STAINLESS STEEL ON PATCH LOW TEMPERATURE with Corrugated Perlon Hinge Pins

25SP	PATCH WIDTH		ORDERING NUMBER (BOX)	ITEM CODE	WT. PER BOX LBS.	HOOKS PER STRIP	STRIPS PER BOX
	mm	in.					
	40	1.57	25SP-SS-040W-TPU1/19+20/100	05817	0.79	19 + 20	200
	48	1.89	25SP-SS-048W-TPU1/24+25/100	05814	0.88	24 + 25	200
	50	1.97	25SP-SS-050W-TPU1/26+27/100	05815	0.93	26 + 27	200
	115	4.53	25SP-SS-115W-TPU1/61+62 H/50	05816	0.97	61 + 62	100

Patch with customer logo available for +10% upcharge (one color only). Minimum order 10 boxes. Contact Flexco for lead times.



# Clipper® Patch Fastener Hooks

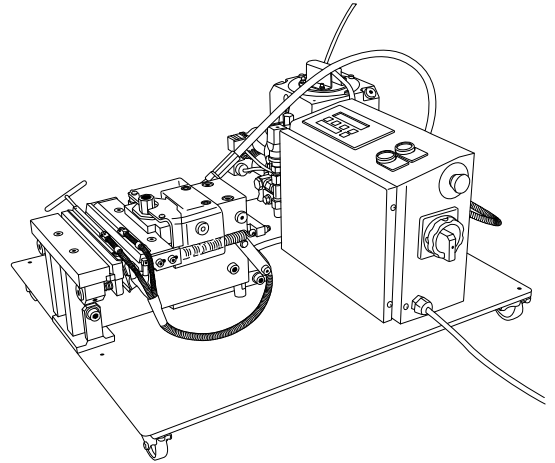


## CLIPPER® PRODUCTION LACERS PRO-150 LACER AND HYDRAULIC PUMP

For Clipper Production Lacers range the discount is your standard BCP discount.

(Does not include adapter)

ORDERING NUMBER	ITEM CODE	WT. KGS.
<b>115 VOLT; SINGLE PHASE; 60 HZ</b>		
PRO-150-115V1PH-60HZ	04379	47.0
<b>230 VOLT; SINGLE PHASE; 60 HZ</b>		
PRO-150-230V1PH-60HZ	04380	47.0
<b>230 VOLT; SINGLE PHASE; 50 HZ</b>		
PRO-150-230V1PH-50HZ	04381	47.0
<b>200 VOLT; THREE PHASE; 50/60 HZ</b>		
PRO-150-200V3PH-50/60HZ	04382	47.0
<b>230 VOLT; THREE PHASE; 50/60 HZ</b>		
PRO-150-230V3PH-50/60HZ	04383	47.0
<b>400 VOLT; THREE PHASE; 50/60 HZ</b>		
PRO-150-400V3PH-50/60HZ	04384	47.0



### ADAPTER FOR PRO-150 LACER

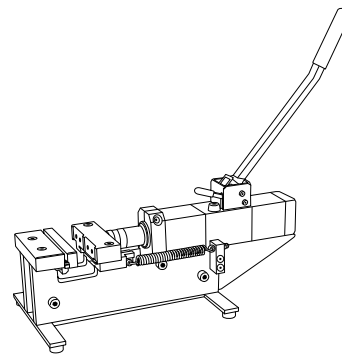
(Includes 1.6 mm gauge pin)

HOOK SIZE	ORDERING NUMBER	ITEM CODE	WT. KGS.
25 PATCH	P150CLPR25SPP115V	04377	2.0
25 PATCH	P150CLPR25SPP230V	04415	2.0

### PRO-120 LACER

(Does not include adapter or temperature controller - purchase separately)

ORDERING NUMBER	ITEM CODE	WT. KGS.
PRO-120	04374	16.0



### ADAPTER FOR PRO-120 LACER

(Includes 1.6 mm gauge pin)

HOOK SIZE	ORDERING NUMBER	ITEM CODE	WT. KGS.
25 PATCH	P120CLPR25SPP	04376	2.0

### TEMPERATURE CONTROLLER FOR PRO-120 LACER

ORDERING NUMBER	ITEM CODE	WT. KGS.
PRO-120TC-115V-60HZ	04378	2.7

Stock Items (non-shaded)  
 Made To Order Items (shaded). Contact Flexco for lead times, minimum order may apply.



## How Alligator® Lacing Works

Hammer applied Alligator® Lacing utilizes a design with teeth that are formed so that when they are driven parallel to the length of the belt, the vital longitudinal carcass fibers are not severed.

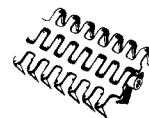
The compression fit of the connecting bar provides a strong, vise-like hold on the belt

and distributes belt tension evenly across the entire belt width. The one-piece fastener strip also ensures that there are no loose pieces to work themselves out of the belt and into the conveyed product. The flat splice obtained with a continuous strip of lacing also helps with hinge pin insertion.

Applications	Installation Method	What You Need for Installation
<ul style="list-style-type: none"> <li>• Manufacturing Assembly Lines</li> <li>• Food, Package, and Parts Handling</li> <li>• Checkout Counters</li> <li>• Agricultural Equipment</li> </ul>	Requires only a hammer; no special tools needed. Unique, patented clips and round gauge rod act as an "extra" pair of hands.	<ul style="list-style-type: none"> <li>• Fasteners</li> <li>• Hinge Pin</li> <li>• Hammer</li> </ul>
How to Specify the Correct Alligator® Lacing	Fastener Metal Selection	Hinge Pin Selection
<ol style="list-style-type: none"> <li>1. Determine Belt Tension (kN/m, PIW).</li> <li>2. Measure your Belt Thickness.</li> <li>3. Measure the Diameter of the Smallest Pulley in your Drive with Belt Wrap more than 90°.</li> <li>4. Choose the fastener size that is appropriate for your specifications in the selection chart below.</li> </ol>	<p><b>Steel.</b> Standard fastener material.</p> <p><b>Stainless Steel.</b> Type 316 Stainless Steel</p>	<p><b>H Steel Corrugated</b> - for all sizes of Alligator belt lacing.</p> <p><b>SH Stainless Steel Corrugated</b> - for all sizes of Alligator belt lacing.</p> <p><b>RH Rocker Hinge Pin</b> - for transmission belt lacing, two-piece pin to reduce friction and wear on loops and lacing.</p> <p><b>NC Nylon Covered Steel Cable</b> - for easier hinge pin insertion.</p> <p><b>NCS Nylon Covered Stainless Cable</b> - for greater corrosion resistance.</p>

## Alligator® Lacing Selection Chart

Lacing Size	For Belts With Mechanical Fastener Ratings Up To:		Belt Thickness Range		Recommended Min. Pulley Diameter		Approx. Corrugated Hinge Pin Diameter	
	kN/m	P.I.W.	mm	in.	mm	in.	mm	in.
00	4.3	25	Up thru 1.6	Up thru 1/16	25	1	1.2	3/64
1	7.8	45	1.6-2.4	1/16-3/32	38	1-1/2	1.6	1/16
7	8.7	50	2.4-3.6	3/32-9/64	51	2	1.6	1/16
15	11.4	65	3.2-4.0	1/8-5/32	64	2-1/2	2.4	3/32
20	16.6	95	4.0-4.8	5/32-3/16	76	3	2.8	7/64
25	17.5	100	4.8-5.6	3/16-7/32	102	4	3.2	1/8
27	17.5	100	5.6-7.1	7/32-9/32	127	5	3.2	1/8
35	26.0	150	7.1-7.9	9/32-5/16	178	7	3.6	9/64
45	28.0	165	7.9-9.5	5/16-3/8	229	9	4.8	3/16
55	30.0	175	9.5-11.1	3/8-7/16	305	12	5.2	13/64
65	35.0	200	11.1-12.7	7/16-1/2	356	14	5.2	13/64



## FASTENERS

### STEEL LACING WITH STEEL CORRUGATED HINGE PIN

BELT WIDTH		ORDERING NUMBER	ITEM CODE	WT. KGS.	ORDERING NUMBER	ITEM CODE	WT. KGS.	ORDERING NUMBER	ITEM CODE	WT. KGS.	ORDERING NUMBER	ITEM CODE	WT. KGS.	ORDERING NUMBER	ITEM CODE	WT. KGS.
mm	in.	00			1A			1B			7			15		
300	12"	00-12	10050	0.1	1A-12	10070	0.2	<b>Note:</b> Size 1A and 1B Alligator lacing has been modified to allow for complete interchangeability. For machine applied lacing, order the corresponding 1A size.	7-12	10090	0.3	15-12	10482	0.5		
350	14"	00-14	10051	0.2	1A-14	10071	0.3		7-14	10091	0.4	15-14	10110	0.5		
400	16"	00-16	10052	0.2	1A-16	10072	0.4		7-16	10092	0.5	15-16	10111	0.6		
450	18"	00-18	10053	0.2	1A-18	10073	0.4		7-18	10093	0.5	15-18	10112	0.7		
500	20"	00-20	10054	0.3	1A-20	10074	0.5		7-20	10094	0.5	15-20	10113	0.7		
550	22"	00-22	10055	0.3	1A-22	10075	0.5		7-22	10095	0.6	15-22	10114	0.8		
600	24"	00-24	10056	0.3	1A-24	10076	0.5		7-24	10096	0.6	15-24	10115	0.9		
650	26"								7-26	10097	0.7	15-26	10116	1.0		
700	28"								7-28	10098	0.7	15-28	10117	1.0		
750	30"	00-30	10059	0.4	1A-30	10079	0.6		7-30	10099	0.8	15-30	10118	1.1		
800	32"								7-32	10100	0.9	15-32	10119	1.2		
900	36"	00-36	10061	0.5	1A-36	10081	0.7		7-36	10101	0.9	15-36	10120	1.2		
1050	42"	00-42	10062	0.5	1A-42	10082	0.9		7-42	10102	1.0	15-42	10121	1.5		
1200	48"	00-48	10063	0.6	1A-48	10083	0.9		7-48	10103	1.2	15-48	10122	1.7		
1500	60"	00-60	10065	0.8	1A-60	10085	1.2		7-60	10105	1.5	15-60	10124	2.2		
		00-600	13605	0.3	1A-600	13642	0.5	7-600	13662	0.7						
		20			25			27			35			45		
300	12"	20-12	10483	0.6	25-12	10484	0.7	27-12	10485	0.8	35-12	10486	1.3	45-12	10487	1.5
350	14"	20-14	10130	0.7	25-14	10150	0.7	27-14	10165	1.0	35-14	10180	1.5	45-14	10196	1.8
400	16"	20-16	10131	0.8	25-16	10151	0.9	27-16	10166	1.0	35-16	10181	1.7	45-16	10197	2.1
450	18"	20-18	10132	0.9	25-18	10152	1.0	27-18	10167	1.2	35-18	10182	1.9	45-18	10198	2.3
500	20"	20-20	10133	1.0	25-20	10153	1.1	27-20	10168	1.4	35-20	10183	2.1	45-20	10199	2.5
550	22"	20-22	10134	1.0	25-22	10154	1.2	27-22	10169	1.4						
600	24"	20-24	10135	1.1	25-24	10155	1.3	27-24	10170	1.5	35-24	10185	2.5	45-24	10201	3.1
650	26"				25-26	10156	1.4	27-26	10171	1.7						
700	28"	20-28	10137	1.4	25-28	10157	1.6	27-28	10172	1.8						
750	30"	20-30	10138	1.5	25-30	10158	1.6	27-30	10173	1.9	35-30	10188	3.1	45-30	10204	3.9
800	32"	20-32	10139	1.5				27-32	10174	2.1						
900	36"	20-36	10140	1.7	25-36	10160	2.0	27-36	10175	2.3	35-36	10190	3.7	45-36	10206	4.6
1050	42"	20-42	10141	2.1	25-42	10161	2.3	27-42	10176	2.7	35-42	10191	4.4	45-42	10207	5.4
1200	48"	20-48	10142	2.3	25-48	10162	2.6	27-48	10177	3.0	35-48	10192	5.0	45-48	10208	6.1
1350	54"				25-54	10163	2.9	27-54	10178	3.4	35-54	10193	5.6			
1500	60"	20-60	10144	2.9	25-60	10164	3.2	27-60	10179	3.7	35-60	10194	6.2	45-60	10210	7.6
					25-600	13720	1.3									
		55			65											
300	12"	55-12	10488	2.2	65-12	10489	2.6									
350	14"	55-14	10212	2.6												
400	16"	55-16	10213	2.9												
450	18"	55-18	10214	3.3	65-18	10232	4.0									
500	20"	55-20	10215	3.6												
600	24"	55-24	10217	4.4	65-24	10235	5.2									
750	30"	55-30	10220	5.4	65-30	10238	6.6									
900	36"	55-36	10222	6.4	65-36	10240	7.8									
1050	42"	55-42	10223	7.5												
1200	48"	55-48	10224	8.7	65-48	10242	10.4									
1500	60"	55-60	10226	10.8	65-60	10244	13.1									
		55-600	13797	4.3												

Any lengths over 1500 mm (60") are sold by the set.

Stock Items (non-shaded)  
 Made To Order Items (shaded). Contact Flexco for lead times, minimum order may apply.

### ALLIGATOR<sup>®</sup> LACING

**CARTON CONTENTS:**

- 4 Sets Lacing
- 4 Hinge Pins
- 1 Gauge Pin
- Required amount of clips



# Alligator® Conveyor Belt Lacing

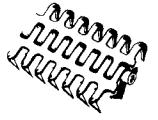
## FASTENERS

### 316 STAINLESS LACING WITH 300 SERIES STAINLESS CORRUGATED HINGE PINS

BELT WIDTH		ORDERING NUMBER	ITEM CODE	WT. KGS.	ORDERING NUMBER	ITEM CODE	WT. KGS.	ORDERING NUMBER	ITEM CODE	WT. KGS.	ORDERING NUMBER	ITEM CODE	WT. KGS.	ORDERING NUMBER	ITEM CODE	WT. KGS.
mm	in.	00S			1S			1BS			7S			15S		
300	12"	00S-12	10528	0.1	1S-12	10545	0.2	<b>Note:</b> Size 1S and 1BS Alligator lacing has been modified to allow for complete interchangeability. For machine applied lacing, order the corresponding 1S size.	7S-12	10562	0.3	15S-12	10491	0.5		
350	14"	00S-14	10529	0.2	1S-14	10546	0.2		7S-14	10563	0.4	15S-14	10579	0.5		
400	16"	00S-16	10530	0.2	1S-16	10547	0.4		7S-16	10564	0.5	15S-16	10580	0.6		
450	18"	00S-18	10531	0.2	1S-18	10548	0.4		7S-18	10565	0.5	15S-18	10581	0.7		
500	20"	00S-20	10532	0.3	1S-20	10549	0.5		7S-20	10566	0.5	15S-20	10582	0.8		
600	24"	00S-24	10534	0.3	1S-24	10551	0.5		7S-24	10568	0.6	15S-24	10584	0.9		
700	28"								7S-28	10570	0.7	15S-28	10586	1.0		
750	30"	00S-30	10537	0.4	1S-30	10554	0.6		7S-30	10571	0.8	15S-30	10587	1.1		
900	36"	00S-36	10539	0.5	1S-36	10556	0.8		7S-36	10573	1.0	15S-36	10589	1.3		
1050	42"	00S-42	10540	0.5	1S-42	10557	0.9		7S-42	10574	1.1	15S-42	10590	1.6		
1200	48"	00S-48	10541	0.6	1S-48	10558	1.0		7S-48	10575	1.2	15S-48	10591	1.8		
1350	54"				1S-54	10559	1.4									
1500	60"	00S-60	10543	0.8	1S-60	10560	1.3		7S-60	10577	1.7	15S-60	10593	2.2		
		00S-600	13394	0.3	1S-600	13873	0.5		7S-600	13892	0.7					
		00S-900	13844	0.5												
		20S			25S			27S			35S			45S		
300	12"	20S-12	10492	0.6	25S-12	10493	0.7	27S-12	10494	0.8	35S-12	10495	1.3	45S-12	10496	1.5
350	14"	20S-14	10595	0.7	25S-14	10611	0.8	27S-14	10627	1.0	35S-14	10643	1.5			
400	16"	20S-16	10596	0.8	25S-16	10612	0.9	27S-16	10628	1.1	35S-16	10644	1.8			
450	18"	20S-18	10597	0.9	25S-18	10613	1.0	27S-18	10629	1.2	35S-18	10645	1.9	45S-18	10661	2.4
500	20"	20S-20	10598	1.0	25S-20	10614	1.1	27S-20	10630	1.4	35S-20	10646	2.1			
600	24"	20S-24	10600	1.2	25S-24	10616	1.4	27S-24	10632	1.4	35S-24	10648	2.5	45S-24	10664	3.2
750	30"	20S-30	10603	1.5	25S-30	10619	1.7	27S-30	10635	2.0	35S-30	10651	3.2	45S-30	10667	3.7
900	36"	20S-36	10605	1.8	25S-36	10621	2.0	27S-36	10637	2.4	35S-36	10653	3.8	45S-36	10669	4.7
1050	42"	20S-42	10606	2.1	25S-42	10622	2.2	27S-42	10638	2.8	35S-42	10654	4.6	45S-42	10670	5.4
1200	48"	20S-48	10607	2.4	25S-48	10623	2.6	27S-48	10639	3.2	35S-48	10655	5.0	45S-48	10671	6.3
1500	60"	20S-60	10609	3.0	25S-60	10625	3.4	27S-60	10641	3.9	35S-60	10657	6.4			
		55S														
450	18"	55S-18	10677	3.3												
600	24"	55S-24	10680	4.4												
750	30"	55S-30	10683	5.4												
900	36"	55S-36	10685	7.6												
1200	48"	55S-48	10687	8.7												

Stock Items (non-shaded)

Made To Order Items (shaded). Contact Flexco for lead times, minimum order may apply.



## EXTRA HINGE PINS



### STEEL (H) CORRUGATED HINGE PINS – PACKAGES OF 10 PINS

BELT WIDTH		ORDERING NUMBER	ITEM CODE	WT. KGS.	ORDERING NUMBER	ITEM CODE	WT. KGS.	ORDERING NUMBER	ITEM CODE	WT. KGS.	ORDERING NUMBER	ITEM CODE	WT. KGS.
mm	in.	For 00			For 1 or 7			For 15			For 20		
150	6	00H6	10030	0.05	1&7H6	10031	0.05						
300	12	00H12	11075	0.05	1&7H12	11092	0.05	15H12	10033	0.1	20H12	10034	0.1
450	18	00H18	11078	0.05	1&7H18	11095	0.1	15H18	11126	0.2	20H18	11142	0.2
600	24	00H24	11081	0.05	1&7H24	11098	0.1	15H24	11129	0.2	20H24	11145	0.3
750	30	00H30	11084	0.1	1&7H30	11101	0.1	15H30	11132	0.3	20H30	11148	0.3
900	36	00H36	11086	0.1	1&7H36	11103	0.1	15H36	11134	0.4	20H36	11150	0.4
1200	48	00H48	11088	0.1	1&7H48	11105	0.2	15H48	11136	0.5	20H48	11152	0.5
1500	60	00H60	11090	0.1	1&7H60	11107	0.2	15H60	11138	0.5	20H60	11154	0.7
		For 25 or 27			For 35			For 45			For 55 or 65		
300	12	25&27H12	10035	0.2	35H12	10037	0.3	45H12	10038	0.4			
450	18	25&27H18	11157	0.3	35H18	11187	0.5						
600	24	25&27H24	11160	0.4	35H24	11190	0.6	45H24	11205	0.8	55&65H24	11220	1.3
750	30	25&27H30	11163	0.5	35H30	11193	0.7						
900	36	25&27H36	11165	0.5	35H36	11195	0.8	45H36	11210	1.2	55&65H36	11225	2.0
1200	48	25&27H48	11167	0.8	35H48	11197	1.1	45H48	11212	1.7	55&65H48	11227	2.5
1500	60	25&27H60	11169	1.1	35H60	11199	1.5	45H60	11214	2.0	55&65H60	11229	3.4

### STAINLESS (SH) CORRUGATED HINGE PINS – 300 SERIES – PACKAGES OF 10 PINS

BELT WIDTH		ORDERING NUMBER	ITEM CODE	WT. KGS.	ORDERING NUMBER	ITEM CODE	WT. KGS.	ORDERING NUMBER	ITEM CODE	WT. KGS.	ORDERING NUMBER	ITEM CODE	WT. KGS.
mm	in.	For 00			For 1 or 7			For 15			For 20		
300	12				1&7SH12	11846	0.05						
450	18				1&7SH18	11849	0.1	15SH18	11878	0.2			
600	24	00SH24	11831	0.05	1&7SH24	11852	0.1	15SH24	11881	0.2	20SH24	11906	0.2
750	30				1&7SH30	11855	0.1	15SH30	11884	0.3	20SH30	11909	0.3
900	36	00SH36	11836	0.1	1&7SH36	11857	0.2	15SH36	11886	0.4	20SH36	11911	0.4
1200	48	00SH48	11838	0.1	1&7SH48	11859	0.2	15SH48	11888	0.4	20SH48	11913	0.5
1500	60	00SH60	11840	0.1	1&7SH60	11861	0.2	15SH60	11890	0.5			
		For 25 or 27			For 35			For 45			For 55 or 65		
300	12	25&27SH12	11925	0.2	35SH12	11950	0.3						
450	18	25&27SH18	11928	0.3									
600	24	25&27SH24	11931	0.4	35SH24	11956	0.5				55&65SH24	11998	1.3
750	30	25&27SH30	11934	0.5	35SH30	11959	0.7						
900	36	25&27SH36	11936	0.6	35SH36	11961	0.9	45SH36	11982	1.3			
1200	48	25&27SH48	11938	0.8	35SH48	11963	1.2	45SH48	11984	2.0			
1500	60	25&27SH60	11940	0.9									

### EXTRA CLIPS

6 CLIPS PER PACKAGE

FASTENER SIZE	ORDERING NUMBER	ITEM CODE	WT. KGS.
1, 7	1 & 7 CLIP	13256	0.01
15, 20	15 & 20 CLIP	13250	0.01
25, 27	25 & 27 CLIP	13252	0.02
35	35 CLIP	13253	0.02
45	45 CLIP	13254	0.02



# Alligator® Transmission Belt Lacing

## FASTENERS

STRIP LENGTH		ORDERING NUMBER	ITEM CODE	SETS/ BOX	WT. KGS.
<b>STEEL</b>					
150	6"	00	10000	6	0.1
150	6"	1A	10001	6	0.1
150	6"	7	10002	6	0.2
300	12"	15	10003	4	0.4
300	12"	20	10004	4	0.5
300	12"	25D	10005	4	0.6
300	12"	25G	10007	8	1.2
300	12"	27K	10008	4	0.8
300	12"	27L	10009	8	1.5
300	12"	35N	10011	4	1.2
300	12"	45U	10012	4	1.5
300	12"	55V	10013	4	2.1
300	12"	65X	10014	4	2.6

ORDERING NUMBER	ITEM CODE	SETS/ BOX	WT. KGS.
<b>STAINLESS (TYPE 316)</b>			
00S	10512	6	0.1
1AS	10513	6	0.1
7S-TRANS	10514	6	0.2
15S	10515	4	0.4
20S	10516	4	0.5
25DS	10517	4	0.7
27KS	10519	4	0.8
35NS	10521	4	1.3
45US	10522	4	1.5
55WS	10523	4	2.3

## ECONOMY PACKAGES – 305 mm (12") Strips

ORDERING NUMBER	ITEM CODE	SETS/ BOX	WT. KGS.
15E	10020	10	1.5
20E	10021	10	1.9
25E	10022	10	2.2
27E	10023	10	2.6
35E	10024	10	3.8

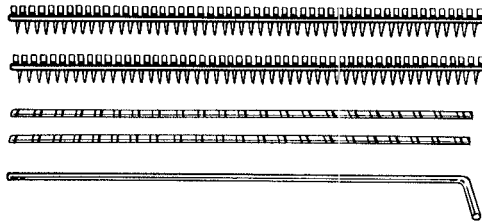
## TRANSMISSION BELT LACING

### CARTON CONTENTS:

Fastener Sets as indicated above:  
 Sizes #00, 1 and 7 are 152.4 mm (6") strips.  
 Sizes #15 through 65 are 304.8 mm (12") strips.

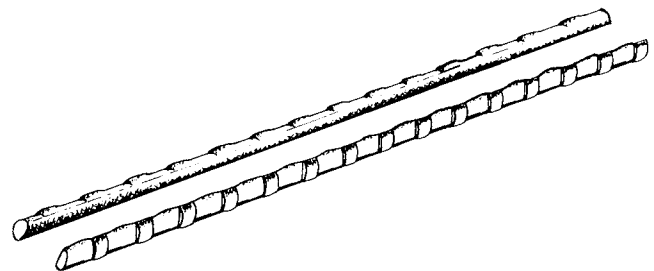
Rocker Hinge Pins (Sizes 00, 1A,  
 7, 00S, 1AS and 7S come with  
 Corrugated Hinge Pins.)

1 Gauge Pin




## ROCKER HINGE PINS (EXTRA-20/PACKAGE) FOR TRANSMISSION BELT LACING

ORDERING NUMBER	ITEM CODE	ORDERING NUMBER	ITEM CODE	WT. KGS.
<b>STEEL (RH)</b>		<b>STAINLESS (SRH)</b>		
15RH12	12375			0.1
20RH12	12376	20SRH12	12388	0.1
		25SRH12	12389	0.2
27RH12	12378			0.2
35RH12	12379			0.3
45RH12	12380			0.4
55&65RH12	12381			0.6



**Stock Items** (non-shaded)

**Made To Order Items** (shaded). Contact Flexco for lead times, minimum order may apply.



## How Alligator® Staple Fasteners Work

Designed for light and medium duty synthetic carcass belting, the Alligator® Staple fastener utilizes high tensile, stainless steel staple attachment, in conjunction with an extended plate design. This design separates the point of fastener penetration from the line of belt flexing to eliminate splice fatigue at the point of belt attachment.

Staple fasteners are furnished in strips with a bridge between each fastener plate. This strip design minimizes the chance of individual parts dislodging into the conveyed product. The one piece design provides a

stronger splice, greater resistance to impact damage, and a smoother, unrippled joint that simplifies hinge pin insertion.

Staples are hammer driven through the fastener and belt, working between the carcass fibers without severing them. The staples are then clinched cross-wise to the belt, so that belt tension does not pull against the staples to unclinch them.

Applications	Installation Method	What You Need for Installation
<ul style="list-style-type: none"> <li>Package and Parts Handling</li> <li>Cased Goods</li> <li>Food</li> <li>Wood</li> <li>Agricultural Products</li> </ul>	A portable, lightweight application tool is easily carried to the job for on-site installation. The tool holds belt and fastener while staples are set with a hammer and a staple driver.	<ul style="list-style-type: none"> <li>Fasteners</li> <li>Hinge Pin</li> <li>Installation Tool</li> <li>Staple Driver</li> <li>0.5 kg (1 lb.) Hammer</li> </ul>
How to Specify the Correct Alligator® Staple Fastener	Fastener Metal Selection	Hinge Pin Selection
<ol style="list-style-type: none"> <li>Determine Belt Tension (kN/m, PIW).</li> <li>Measure your Belt Thickness.</li> <li>Measure the Diameter of the Smallest Pulley in your Drive with Belt Wrap more than 90°.</li> <li>Choose the fastener size that is appropriate for your specifications in the selection chart below.</li> </ol>	<p><b>Steel.</b> Standard fastener material.</p> <p><b>Stainless Steel.</b> Type 316 Stainless Steel provides extra resistance to abrasion, magnetic attraction, and corrosion from acids and chemicals.</p> <p>Type 430 Magnetic Stainless Steel (Sizes 62 and 125).</p> <p><b>MegAlloy®.</b> (Sizes 125 and 187) For superior resistance to wear and abrasion.</p>	<p><b>NC Nylon Covered Steel Cable</b> - for use with steel fasteners, flat or troughed belts.</p> <p><b>NCS Nylon Covered Stainless Steel Cable</b> - for applications with stainless fasteners, flat or troughed belts.</p> <p><b>SP Steel Spring Wire</b> - for use with steel fasteners in abrasive or gritty material applications, flat belts only.</p> <p><b>SS Stainless Steel Spring Wire</b> - for use with stainless fasteners, flat belts only.</p>

## Alligator® Staple Fasteners Selection Chart

Fastener Size	Operating Tension Range		Belt Thickness Range		Min. Pulley Diameter		Approx. Hinge Pin Diameter	
	kN/m	P.I.W.	mm	in.	mm	in.	mm (nylon-steel)	in. (nylon-steel)
RS62	17	100	1.5-3.2	1/16-1/8	50	2	nylon 2.0, steel 2.0	nylon .080, steel .080
RS125	28	160	3.2-4.8	1/8-3/16	75	3	nylon 3.6, steel 3.6	nylon .141, steel .141
RS187	35	200	4.8-6.4	3/16-1/4	102	4	nylon 5.2, steel 4.7	nylon .203, steel .187



# Alligator® Staple Fasteners

## FASTENERS

### CARTON CONTENTS:

- 4 Fastener Sets
- 4 Hinge Pins
- Required Amount of Retaining Washers

### STEEL

RS62	BELT WIDTH		ORDERING NUMBER	ITEM CODE	WT. KGS.
	mm	in.			
	WITH NYLON COVERED STEEL CABLE PINS (NC)				
300	12"	RS62J12/300NC	54476	0.6	
400	16"	RS62J16/400NC	54477	0.8	
450	18"	RS62J18/450NC	54478	0.9	
500	20"	RS62J20/500NC	54479	1.0	
600	24"	RS62J24/600NC	54480	1.2	
750	30"	RS62J30/750NC	54481	1.5	
900	36"	RS62J36/900NC	54482	1.8	
1000	40"	RS62J40/1000NC	54646	2.1	
1050	42"	RS62J42NC	54485	2.1	
1200	47"	RS62J47/1200NC	54647	2.4	
1200	48"	RS62J48NC	54483	2.4	
1500	60"	RS62J60NC	54484	3.0	

ORDERING NUMBER	ITEM CODE	WT. KGS.
WITH STEEL SPRING WIRE PINS (SP)		
RS62J12/300SP	54486	0.6
RS62J18/450SP	54487	0.9
RS62J20/500SP	54492	1.0
RS62J24/600SP	54488	1.2
RS62J30/750SP	54493	1.5
RS62J36/900SP	54489	1.8
RS62J42SP	54502	2.1
RS62J48SP	54490	2.4
RS62J60SP	54491	3.0

### STAINLESS (TYPE 316)

ORDERING NUMBER	ITEM CODE	WT. KGS.
WITH STAINLESS SPRING WIRE PINS (SS)		
RS62SJ12/300SS	54494	0.6
RS62SJ18/450SS	54495	0.9
RS62SJ20/500SS	54496	1.0
RS62SJ24/600SS	54497	1.2
RS62SJ30/750SS	54498	1.5
RS62SJ36/900SS	54499	1.8
RS62SJ42SS	54503	2.1
RS62SJ48SS	54500	2.4
RS62SJ60SS	54501	3.0

ORDERING NUMBER	ITEM CODE	WT. KGS.
WITH NYLON COVERED STAINLESS CABLE PINS (NCS)		
RS62SJ12/300NCS	54505	0.6
RS62SJ18/450NCS	54506	0.9
RS62SJ24/600NCS	54507	1.2
RS62SJ30/750NCS	54504	1.5
RS62SJ36/900NCS	54508	1.8
RS62SJ47/1200NCS	54659	2.5
RS62SJ48NCS	54509	2.4
RS62SJ60NCS	54510	3.0

### STEEL

RS125	BELT WIDTH		ORDERING NUMBER	ITEM CODE	WT. KGS.
	mm	in.			
	WITH NYLON COVERED STEEL CABLE PINS (NC)				
100	4"	RS125J4NC*	54513	0.7	
250	10"	RS125J10NC	54514	0.8	
300	12"	RS125J12/300NC	54515	0.9	
350	14"	RS125J14NC	54516	1.0	
400	16"	RS125J16/400NC	54517	1.1	
450	18"	RS125J18/450NC	54518	1.3	
500	20"	RS125J20/500NC	54519	1.5	
600	24"	RS125J24/600NC	54520	1.7	
750	30"	RS125J30/750NC	54521	2.0	
900	36"	RS125J36/900NC	54522	2.5	
1000	40"	RS125J40/1000NC	54670	2.9	
1050	42"	RS125J42NC	54523	3.0	
1200	47"	RS125J47/1200NC	54671	3.3	
1200	48"	RS125J48NC	54524	3.4	
1500	60"	RS125J60NC	54525	4.2	

ORDERING NUMBER	ITEM CODE	WT. KGS.
WITH STEEL SPRING WIRE PINS (SP)		
RS125J16/400SP	54528	1.2
RS125J18/450SP	54529	1.4
RS125J20/500SP	54530	1.5
RS125J24/600SP	54531	1.8
RS125J30/750SP	54532	2.2
RS125J36/900SP	54533	2.7
RS125J42SP	54536	3.2
RS125J48SP	54534	3.5
RS125J60SP	54535	4.6

### STAINLESS (TYPE 316)

ORDERING NUMBER	ITEM CODE	WT. KGS.
WITH STAINLESS SPRING WIRE PINS (SS)		
RS125SJ12/300SS	54537	0.9
RS125SJ14SS	54538	1.1
RS125SJ16/400SS	54539	1.3
RS125SJ18/450SS	54540	1.4
RS125SJ20/500SS	54541	1.6
RS125SJ24/600SS	54542	1.8
RS125SJ30/750SS	54543	2.2
RS125SJ36/900SS	54544	2.7
RS125SJ42SS	54547	3.2
RS125SJ48SS	54545	3.6
RS125SJ60SS	54546	4.6

ORDERING NUMBER	ITEM CODE	WT. KGS.
WITH NYLON COVERED STAINLESS CABLE PINS (NCS)		
RS125SJ10NCS	54549	0.7
RS125SJ12/300NCS	54550	0.9
RS125SJ14NCS	54551	1.0
RS125SJ16/400NCS	54552	1.1
RS125SJ18/450NCS	54553	1.3
RS125SJ20/500NCS	54554	1.5
RS125SJ24/600NCS	54555	1.7
RS125SJ30/750NCS	54556	2.2
RS125SJ36/900NCS	54557	2.5
RS125SJ40/1000NCS	54682	3.0
RS125SJ42NCS	54560	2.9
RS125SJ47/1200NCS	54683	3.4
RS125SJ48NCS	54558	3.4
RS125SJ60NCS	54559	4.3

\*10 Sets per Box

### BULK PACKS

ORDERING NUMBER	ITEM CODE	WT. KGS.
RS125S-600 (25 sets)	54464	12.3
RS125S-900 (55 sets)	55478	34.5

### STEEL

RS187	BELT WIDTH		ORDERING NUMBER	ITEM CODE	WT. KGS.
	mm	in.			
	WITH NYLON COVERED STEEL CABLE PINS (NC)				
100	4"	RS187J4NC*	54587	1.0	
300	12"	RS187J12/300NC	54588	1.2	
400	16"	RS187J16/400NC	54589	1.7	
450	18"	RS187J18/450NC	54590	1.9	
500	20"	RS187J20/500NC	54591	2.2	
600	24"	RS187J24/600NC	54592	2.5	
750	30"	RS187J30/750NC	54593	3.1	
900	36"	RS187J36/900NC	54594	3.7	
1050	42"	RS187J42NC	54595	4.3	
1200	47"	RS187J47NC	54695	4.5	
1500	60"	RS187J60NC	54597	5.4	

ORDERING NUMBER	ITEM CODE	WT. KGS.
WITH STEEL SPRING WIRE PINS (SP)		
RS187J18/450SP	54598	2.0
RS187J20/500SP	54599	2.3
RS187J24/600SP	54601	2.7
RS187J30/750SP	54603	3.4
RS187J36/900SP	54604	4.1
RS187J42SP	54605	4.6
RS187J48SP	54602	5.2
RS187J60SP	54586	6.5

### STAINLESS (TYPE 316)

ORDERING NUMBER	ITEM CODE	WT. KGS.
WITH STAINLESS SPRING WIRE PINS (SS)		
RS187SJ12/300SS	54765	1.5
RS187SJ16/400SS	54613	1.8
RS187SJ18/450SS	54606	2.0
RS187SJ20/500SS	54624	2.3
RS187SJ24/600SS	54607	2.7
RS187SJ30/750SS	54608	3.4
RS187SJ36/900SS	54609	4.0
RS187SJ42SS	54610	4.4
RS187SJ48SS	54611	5.4
RS187SJ60SS	54612	6.3

ORDERING NUMBER	ITEM CODE	WT. KGS.
WITH NYLON COVERED STAINLESS CABLE PINS (NCS)		
RS187SJ12/300NCS	54616	1.2
RS187SJ16/400NCS	54614	1.8
RS187SJ18/450NCS	54615	2.0
RS187SJ20/500NCS	54621	2.2
RS187SJ24/600NCS	54617	2.5
RS187SJ30/750NCS	54618	3.2
RS187SJ36/900NCS	54619	3.8
RS187SJ42NCS	54622	4.0
RS187SJ47/1200NCS	54707	5.0
RS187SJ48NCS	54620	5.1
RS187SJ60NCS	54715	6.0

\*10 Sets per Box

PLEASE NOTE: 310 Alligator Staple is no longer available.

### MAGNETIC STAINLESS (TYPE 430)

ORDERING NUMBER	ITEM CODE	WT. KGS.
RS62MJ24/600MS	54473	1.2
RS125MJ24/600MS	54566	1.7

STAPLE LENGTHS  
 RS62 = 9.4 mm (.37")  
 RS125 = 11.4 mm (.45")  
 RS187 = 13.2 mm (.52")

NOTE: Plate, Staples, and Hinge Pins are all Magnetic Stainless Steel.





## HINGE PINS (EXTRA)



### COILS

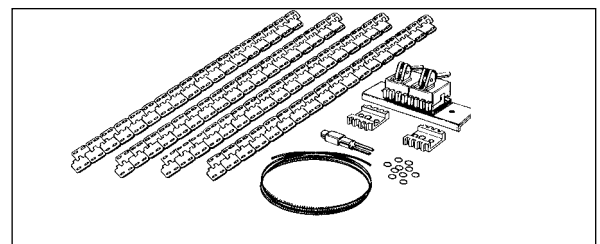
### PACKAGES OF 10 PINS

	COILS			PACKAGES OF 10 PINS												
	COIL LENGTH	ORDERING NUMBER	ITEM CODE	WT. KGS.	ORDERING NUMBER	ITEM CODE	WT. KGS.									
<b>For 62</b>	M	Foot	<b>NC62</b> NYLON COVERED STEEL CABLE		<b>NCS62</b> NYLON COVERED STAINLESS CABLE		<b>SP62</b> STEEL SPRING WIRE PINS		<b>SS62</b> 300 SERIES STAINLESS SPRING WIRE PINS							
	3	10'	NC62-X	54002	0.05	NCS62-X	54005	0.05	300	12"	SP62-12/300	54111	0.1	SS62-12/300	54148	0.1
	30	100'	NC62-C	54003	0.5	NCS62-C	54006	0.5	400	16"	SP62-16/400	54112	0.1	SS62-16/400	54149	0.1
									450	18"	SP62-18/450	54113	0.1	SS62-18/450	54150	0.1
									500	20"	SP62-20	54114	0.1	SS62-20	54151	0.1
									600	24"	SP62-24/600	54115	0.2	SS62-24/600	54152	0.2
									750	30"	SP62-30/750	54116	0.2	SS62-30/750	54153	0.2
									900	36"	SP62-36/900	54117	0.3	SS62-36/900	54154	0.3
									1050	42"	SP62-42	54118	0.3	SS62-42	54155	0.3
									1200	48"	SP62-48	54119	0.4	SS62-48	54156	0.4
								1350	54"	SP62-54	54120	0.5	SS62-54	54157	0.5	
								1500	60"	SP62-60	54121	0.5	SS62-60	54158	0.5	
NC AND NCS PIN MATERIAL IS OFFERED IN 3 METER (10 FOOT) COILS ("X") OR 30 METER (100 FOOT) REELS ("C").																
<b>For 125</b>	<b>NC1</b> NYLON COVERED STEEL CABLE			<b>NCS1</b> NYLON COVERED STAINLESS CABLE						<b>SS1</b> 300 SERIES STAINLESS SPRING WIRE PINS						
	3	10'	NC1-X	50661	0.1	NCS1-X	50665	0.1	400	16"	SP1-16/400	50173	0.3	SS1-16/400	50413	0.3
	30	100'	NC1-C	50662	0.8	NCS1-C	50666	0.8	450	18"	SP1-18/450	50174	0.3	SS1-18/450	50414	0.3
									500	20"	SP1-20	50175	0.4	SS1-20	50415	0.4
									600	24"	SP1-24/600	50176	0.5	SS1-24/600	50416	0.5
									750	30"	SP1-30/750	50178	0.5	SS1-30/750	50418	0.5
									900	36"	SP1-36/900	50179	0.6	SS1-36/900	50419	0.6
									1050	42"	SP1-42	50180	0.8	SS1-42	50420	0.8
									1200	48"	SP1-48	50181	0.9	SS1-48	50421	0.9
									1500	60"	SP1-60	50183	1.1	SS1-60	50423	1.1
<b>For 187</b>	<b>NC187</b> NYLON COVERED STEEL CABLE			<b>NCS187</b> NYLON COVERED STAINLESS CABLE						<b>SS2</b> 300 SERIES STAINLESS SPRING WIRE PINS						
	3	10'	NC187-X	50669	0.1	NCS187-X	50673	0.1	450	18"	SP2-18/450	50426	0.6	SS2-18/450	50439	0.6
	30	100'	NC187-C	50670	2.2	NCS187-C	50674	2.2	500	20"	SP2-20	50427	0.6	SS2-20	50440	0.6
									600	24"	SP2-24/600	50428	0.8	SS2-24/600	50441	0.8
									750	30"	SP2-30/750	50430	1.0	SS2-30/750	50443	1.0
									900	36"	SP2-36/900	50431	1.1	SS2-36/900	50444	1.1
									1050	42"	SP2-42	50432	1.3	SS2-42	50445	1.3
									1200	48"	SP2-48	50433	1.5	SS2-48	50446	1.5
									1500	60"	SP2-60	50435	1.9	SS2-60	50448	1.9


### INTRODUCTORY KIT

Each kit includes: 1 RSC187-4 Application Tool, four Joints, RS125-18 Staple Fasteners, and six feet Nylon-covered Hinge Pin (NC) material.

ORDERING NUMBER	ITEM CODE	WT. KGS.
RSAS-1	54633	3.4



Stock Items (non-shaded)  
 Made To Order Items (shaded). Contact Flexco for lead times, minimum order may apply.



# Alligator® Staple Fasteners

## INSTALLATION TOOLS

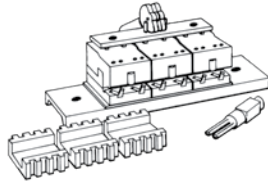
Please apply BCP discounts for all maintenance and installation tools found in this handbook.

### ALLIGATOR® RSC187

(For sizes no. 62, No. 125, and no. 187)

Includes Staple Driver

ORDERING NUMBER	ITEM CODE	WT. KGS.
RSC187	54626	0.6
RSC187-4	54627	1.8
RSC187-6	54628	2.5
RSC187-12	54629	5.8
RSC187-24	54631	9.1

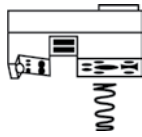


**NOTE:** To upgrade your old C187 installation tool for use with Ready Set staple fasteners, exchange the green guide block(s) with the yellow (Ready Set) guide block(s) (ST5-5, Item Code 50016).

### READY SET STAPLE GUIDE BLOCK

(Includes Cam Lever Spring)

ORDERING NUMBER	ITEM CODE	WT. KGS.
ST5-5	50016	0.1



### ALLIGATOR® QUAD STAPLE DRIVER

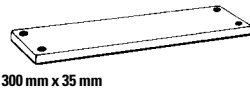
(DRIVES FOUR STAPLES AT ONE TIME)

ORDERING NUMBER	ITEM CODE	WT. KGS.
ST6-9	50201	0.2



### STAPLE SETTING PLATE

ORDERING NUMBER	ITEM CODE	WT. KGS.
ST-28	50249	2.3



300 mm x 35 mm

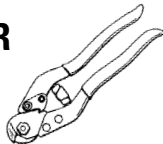
### HINGE PIN RETAINING WASHERS-316SS

FOR FASTENER NUMBER	ORDERING NUMBER	ITEM CODE	OUTSIDE DIAMETER	INSIDE DIAMETER	WT. KGS.
62	62-RET-50	54030	6.4 mm	2.6 mm	0.05
125	125-RET-50	50053	8.0 mm	4.0 mm	0.05
187	187-RET-50	50075	10.0 mm	5.6 mm	0.05



### ALLIGATOR® HINGE PIN CUTTER


ORDERING NUMBER	ITEM CODE	WT. KGS.
APC-1	50004	0.2



### HINGE PIN BENDER

(For use with spring wire pins)

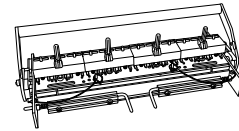
ORDERING NUMBER	ITEM CODE	WT. KGS.
PB1	50077	0.2



### COMPLETE TOOL KITS

Each kit includes an Installation Tool, Staple Setting Plate, Belt Skiver, Belt Nippers, and a 0.5 kg. (1 lb.) Hammer. Packaged in a durable plastic tool box.

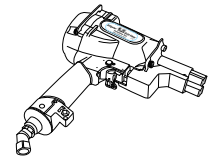
DESCRIPTION	ORDERING NUMBER	ITEM CODE	WT. KGS.
150 mm (6") Installation Kit	RSTK4-6	54634	9.3
300 mm (12") Installation Kit	RSTK4-12	54635	12.6
Extra Tool Box	50009	50009	2.4



### ALLIGATOR® GOLD CLASS PLUS INSTALLATION TOOL

DESCRIPTION	ORDERING NUMBER	ITEM CODE	WT. KGS.
600 mm (24") Alligator Gold Class Plus Installation Tool	RS-GOLD-DA	55590	28.0
<b>REPLACEMENT PARTS</b>			
Guide Block	ST7-5	55554	3.8
Lever	ST8-C	55592	0.1
Anvil	ST8-A	55591	0.5

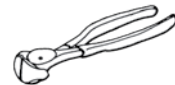
### ALLIGATOR® GOLD CLASS POWER DRIVER



DESCRIPTION	ORDERING NUMBER	ITEM CODE	WT. KGS.
Power Driver	RS-GOLD-DRIVER	55541	6.4
<b>INITIAL DRIVE BASE</b>			
150 mm (6") Initial Drive Base	RS-GOLD-INITIAL-6	55542	4.5
300 mm (12") Initial Drive Base	RS-GOLD-INITIAL-12	55543	6.8
600 mm (24") Initial Drive Base	RS-GOLD-INITIAL-24	55544	9.1
900 mm (36") Initial Drive Base	RS-GOLD-INITIAL-36	55548	11.3
1200 mm (48") Initial Drive Base	RS-GOLD-INITIAL-48	55551	13.6
<b>FINAL SET DRIVE BASE</b>			
150 mm (6") Final Set Drive Base	RS-GOLD-FINAL-6	55545	5.4
300 mm (12") Final Set Drive Base	RS-GOLD-FINAL-12	55546	7.7
600 mm (24") Final Set Drive Base	RS-GOLD-FINAL-24	55547	9.8
900 mm (36") Final Set Drive Base	RS-GOLD-FINAL-36	55549	12.2
1200 mm (48") Final Set Drive Base	RS-GOLD-FINAL-48	55552	14.5
<b>REPLACEMENT PARTS</b>			
Guide Block	ST7-5	55554	3.8
Punch	ST7-9	55555	3.4
Wear Plate (Final Set Base)	ST7-29	55556	1.0
Regulator Hose Assembly	ST7-34	55561	0.2
Safety Guard	ST7-35	55562	0.05

### BELT NIPPERS

ORDERING NUMBER	ITEM CODE	WT. KGS.
BN-1	50003	0.4




### ROUGH-TOP BELT SKIVER


DESCRIPTION/ ORDERING NUMBER	ITEM CODE	WT. KGS.
RTBS Rough Top Skiver	03239	0.1



### ALLIGATOR® BELT GRINDER

ORDERING NUMBER	ITEM CODE	WT. KGS.
RB-1	30867	0.3






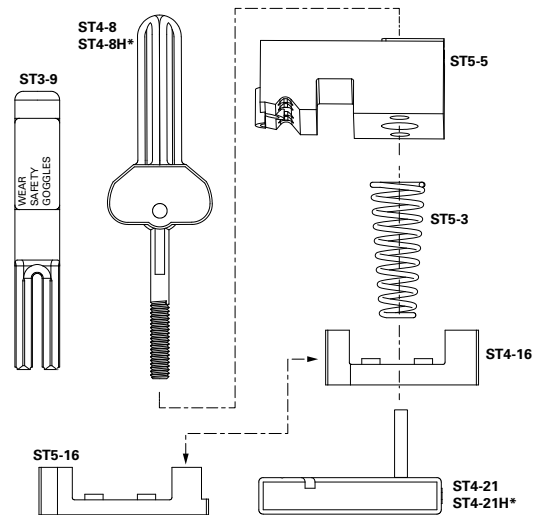
## REPLACEMENT PARTS

### FOR RSC187

DESCRIPTION	ORDERING NUMBER	ITEM CODE	WT. KGS.
Cam Lever Spring	ST5-3	50015	0.05
Staple Driver	ST3-9	50200	0.1
Mounting Bolt	ST3-13	50226	0.05
Cam Locating Pin	ST3-14	50227	0.05
Clamp Bar*	ST3-15-6	50231	0.05
Anvil with Dowel Pins (Short)*	ST4-21	50238	0.3
Anvil with Dowel Pins (Long)*	ST4-21H	50239	0.3
ReadySet Staple Guide Block for RSC187 (yellow)	ST5-5	50016	0.1
Cam Lever Assembly (Short)	ST4-8	50243	0.05
Cam Lever Assembly (Long)*	ST4-8H	50244	0.05
Comb 125/187 (Green)	ST4-16	50248	0.1
Comb 62/125 (Yellow)	ST5-16	54010	0.1

\*NOTE: ST3-15-6 Clamp Bar, ST4-21H Anvil with Dowel Pins (Long) and ST4-8H Cam Lever Assembly (Long) are for multiple stage C187 tools that are 150 mm (6") or longer. For single stage C187 tools, order ST4-21 Anvil with Dowel Pins (Short) and the ST4-8 Cam Lever Assembly (Short).

Please apply BCP discounts for all maintenance and installation tools found in this handbook.



## MEGALLOY® STAPLE FASTENERS

### MEGALLOY® FASTENERS

(Includes 16-152 mm (6") fastener strips with staples. Hinge pins not included.)

ORDERING NUMBER	ITEM CODE	WT. KGS.
125MA	50270	0.9
187MA	50272	1.2

### INSTALLATION TOOLS STAPLE DISPENSER

ORDERING NUMBER	ITEM CODE	WT. KGS.	FOR SIZE
C150	50025	0.6	125 & 187

### EXTRA STAPLES FOR MEGALLOY® FASTENERS



FOR FASTENER NUMBER	ORDERING NUMBER	ITEM CODE	BOX QTY.	WT. KGS.
125	S125	50144	990	0.4
187	S187	50146	990	0.5


### REPLACEMENT PARTS FOR ALLIGATOR® C187 INSTALLATION TOOL

DESCRIPTION	ORDERING NUMBER	ITEM CODE	WT. KGS.
Cam Lever Spring	ST3-3	50188	0.05
Staple Guide Block -Green*	ST4-5	50240	0.1

\* For MegAlloy® only.

NOTE: When ordering MegAlloy® Fasteners or bulk ordering lacing with special staple lengths, you must use a green guide block (ST4-5, #50240) with your installation tool. When using loose staples you can order a staple dispenser to speed your installation of this product.

 Stock Items (non-shaded)  
 Made To Order Items (shaded). Contact Flexco for lead times, minimum order may apply.



## How Alligator® Rivet Fasteners Work


The Alligator® Rivet Fastener system uses the self-setting rivet technology that Flexco developed for the underground mining market. The patented rivets work between the carcass fibers, without severing them, leaving the entire belt carcass intact. The fasteners and rivets of this system are constructed from durable, abrasion-resistant stainless steel for long life.

Because the rivets are self-setting, fasteners are installed quickly from the top side of the belt. Rivets are driven through the fastener plates and the belt, passing between the carcass fibers. The specially-shaped head of each pilot nail works in conjunction with the application tool's anvil plate to set the rivets.

Applications	Installation Method	What You Need for Installation
Hay Baling	Fasteners are installed in one simple procedure with self-setting rivets, using a portable fixture and hammer.	<ul style="list-style-type: none"> <li>• Fasteners</li> <li>• Rivets</li> <li>• Hinge Pin</li> <li>• Installation Tool</li> <li>• 0.5 kg (1 lb.) Hammer</li> </ul>
How to Specify the Correct Alligator® Rivet Fastener	Fastener Metal Selection	Hinge Pin Selection
Fits most round hay balers. Contact Customer Service for more information.	<b>Stainless Steel.</b> Type 300 Series Stainless Steel.	<b>Steel Corrugated</b> - the standard metal pin. Corrugations retain pin within the splice. <b>Stainless Steel Spring Wire</b> - resists wear and corrosion.

### Alligator® Rivet Fastener Selection Chart

Operating Tension Range		Belt Thickness Range		Pulley Diameter		Approx. Hinge Pin Diameter	
kN/m	P.I.W.	mm	in.	mm	in.	mm	in.
52	300	3.2-5.6	1/8-7/32	88	3-1/2	3.6	.140



Please apply BCP discounts for all maintenance and installation tools found in this handbook.

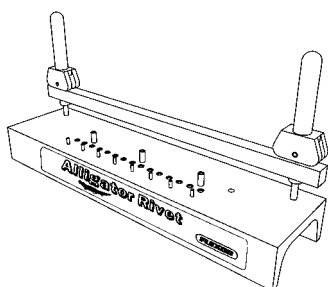
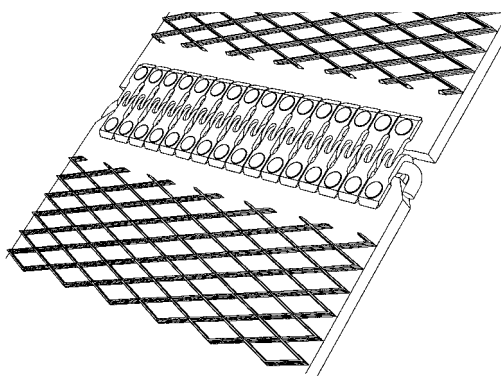
## FASTENERS

### (300 SERIES STAINLESS PLATES)

BELT WIDTH		ORDERING NUMBER	ITEM CODE	UNIT OF MEASURE
in.	mm	WITH STEEL CORRUGATED HEAT-TREATED HINGE PINS		
4	100	ARJ4/100	15000	Package
6	150	ARJ6/150	14983	Package
6.8	173	ARJ6.8/173	14979	Package
7	175	ARJ7/175	15001	Package
10	250	ARJ10/250	15002	Package
14	350	ARJ14/350	15003	Package
WITH 300 SERIES STAINLESS SPRING WIRE HINGE PINS				
6	150	ARJ6/150SSI	14995	Package

NOTE: Each package includes fasteners, rivets and hinge pins for 2 complete splices.

\*Minimum 10 pack order quantity.



## HAND APPLICATOR TOOL

DESCRIPTION	ORDERING NUMBER	ITEM CODE	WT. KGS.
175 mm (7") Installation Tool	ART-7	15004	3.1
350 mm (14") Installation Tool	ART-14	15005	4.6



## MULTIPLE RIVET INSTALLATION TOOL

Includes tool with guide block, pneumatic punch and hand punch

DESCRIPTION	ORDERING NUMBER	ITEM CODE	WT. KGS.
175 mm (7") Installation Kit	MART-7	15025	4.1
350 mm (14") Installation Kit	MART-14	15026	5.6
<b>REPLACEMENT PARTS</b>			
Pneumatic Punch	AR1P	15027	0.1

NOTE: When using the pneumatic punch, air pressure not to exceed 85 psi.

## LOW PROFILE FASTENERS

### (300 SERIES STAINLESS PLATES)

BELT WIDTH		ORDERING NUMBER	ITEM CODE	UNIT OF MEASURE
mm	in.	WITH STEEL CORRUGATED HEAT-TREATED HINGE PINS		
100	4	ARLPJ4/100-8STS FASTENERS	15099	Package
150	6	ARLPJ6/150-8STS FASTENERS	15100	Package
173	6.8	ARLPJ6.8/173-8STS FASTENERS	15093	Package
175	7	ARLPJ7/175-8STS FASTENERS	15101	Package
250	10	ARLPJ10/250-8STS FASTENERS	15102	Package
350	14	ARLPJ14/350-8STS FASTENERS	15103	Package

## COMPLETE TOOL KITS - HAND APPLICATOR TOOL

Each kit includes an Installation Tool, Belt Hand Skiver, 1 lb. Hammer, and 2 packages of Alligator Rivet Fasteners. Packaged in a durable plastic tool box.

DESCRIPTION	ORDERING NUMBER	ITEM CODE	WT. KGS.
175 mm (7") Installation Kit	ARTK-7	15006	6.6
350 mm (14") Installation Kit	ARTK-14	15015	8.4

## COMPLETE TOOL KITS - MULTIPLE RIVET INSTALLATION TOOL

Each kit includes a multiple rivet installation tool, guide block with screws, two pneumatic punches, hand punch and air hammer. Packaged in a durable plastic tool box.

DESCRIPTION	ORDERING NUMBER	ITEM CODE	WT. KGS.
175 mm (7") Installation Kit	MARTK-7	15032	7.5
350 mm (14") Installation Kit	MARTK-14	15033	8.9

NOTE: When using the pneumatic punch, air pressure not to exceed 85 psi.

- Stock Items (non-shaded)
- Made To Order Items (shaded). Contact Flexco for lead times, minimum order may apply.



## How Alligator® Non-Metallic Fasteners Work

Alligator® Non-Metallic Fasteners are made up of two distinct product lines, the Alligator® Plastic Rivet System and the Alligator® Spiral Lace Fastener System.

The **Alligator® Plastic Rivet Fasteners** were developed to bring the many advantages of mechanical belt fasteners to those applications where metal belt fasteners could not be used. They are external, cover-mounted fasteners employing a one-piece, integrated design with rivets molded into the top plates of the fasteners.

These rivets pass through pre-punched holes and are formed over through our Spin-Set™ technology, compressing the fastener plates and finishing the splice.

The **Alligator® Spiral Lace Fastener** system was designed for small pulley, low-profile applications. The fastener is constructed of polyester webbing, spirals, and hinge pins. It is installed by either insertion between the plies, ply stepping, or finger splicing.

Applications	Installation Method		What You Need for Installation	
<ul style="list-style-type: none"> <li>• Baggage Handling</li> <li>• Food Processing</li> <li>• X-Ray Equipment</li> <li>• Pharmaceutical</li> <li>• Indexing Conveyors</li> <li>• Mail Sortation</li> </ul>	<b>Alligator® Plastic Rivet</b> Pass through pre-punched holes and are Spin-Set™, compressing the fastener plates and finishing the splice.	<b>Alligator® Spiral Lace</b> <ul style="list-style-type: none"> <li>• Ply Insertion</li> <li>• Ply Stepping</li> <li>• Finger Splice</li> <li>• Finger-Step Splice</li> </ul>	<b>Alligator® Plastic Rivet</b> <ul style="list-style-type: none"> <li>• Fasteners</li> <li>• Hinge Pin</li> <li>• Belt Punch</li> <li>• Templet</li> <li>• Curling Bit</li> <li>• Comb Assembly</li> <li>• MDT-1</li> <li>• Installation Tool</li> </ul>	<b>Alligator® Spiral Lace</b> <ul style="list-style-type: none"> <li>• Spiral Lace</li> <li>• Hinge Pin</li> <li>• Adhesive Enhancer</li> <li>• Film/Foil</li> <li>• Splicing Press</li> </ul>
	<b>Fastener Selection</b>		<b>Hinge Pin Selection</b>	
<b>How to Specify the Correct Alligator® Non-Metallic Fastener</b> <ol style="list-style-type: none"> <li>1. Determine Belt Tension (kN/m, PIW).</li> <li>2. Measure your Belt Thickness.</li> <li>3. Measure the Diameter of the Smallest Pulley in your Drive with Belt Wrap more than 90°.</li> <li>4. Choose the fastener size that is appropriate for your specifications in the selection chart below.</li> </ol>	<b>Alligator® Plastic Rivet</b> Nylon.	<b>Alligator® Spiral Lace</b> Polyester.	<b>Alligator® Plastic Rivet</b> Nylon.	<b>Alligator® Spiral Lace</b> Polyester.

### Alligator® Plastic Rivet Fastener Selection Chart

Fastener Size	For Belts With Mechanical Fastener Ratings Up To:		Belt Thickness Range		Recommended Min. Pulley Diameter		Approx. Hinge Pin Diameter	
	kN/m	P.I.W.	mm	in.	mm	in.	mm	in.
APF-100	7	40	Up thru 2.4	Up thru 3/32	38	1-1/2	2.5	.096
APF-150	11	65	1.6-3.2	1/16-1/8	75	3	3.5	.136

### Alligator® Spiral Lace Fastener Selection Chart

Fastener Size	Approx. Belt Thickness Range		Min. Pulley/Nose Bar		Approx. Operating Tension		Max. Operating Temperature		Approx. Pin Dia.	
	mm	in.	mm	in.	kN/m	P.I.W.	Degrees C°	Degrees F°	mm	in.
ASL50	1.6-3.2	1/16-1/8	10	3/8	8.7	50	150	300	0.8	.031
ASL60	2.4-3.6	3/32-9/64	12.7	1/2	8.7	50	150	300	.9	.035
ASL90	3.2-4.6	1/8-3/16	15.3	5/8	8.7	50	150	300	1.2	.047

# Alligator® Non-Metallic Fasteners

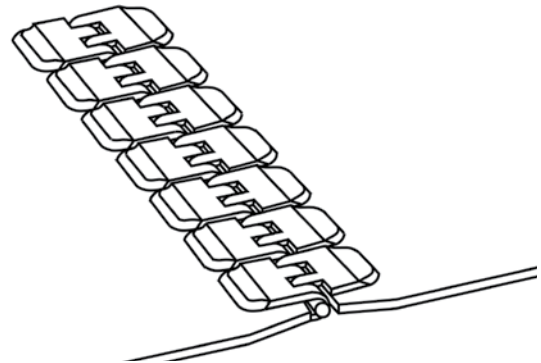


## PLASTIC RIVET

**FASTENERS** Includes Fasteners & Hinge Pin to make one splice.

	BELT WIDTH		DESCRIPTION	ORDERING NUMBER	ITEM CODE	WT. KGS.
	mm	in.				
100	600	24	White	APF100W-50	80013	0.20
	1200	48	White	APF100W-100	80014	0.29
	600	24	Black	APF100B-50	80017	0.20
	1200	48	Black	APF100B-100	80018	0.29
	600	24	Blue	APF100BLUE-50	80023	0.20
	1200	48	Blue	APF100BLUE-100	80024	0.29
150	600	24	White	APF150W-50	80011	0.25
	1200	48	White	APF150W-100	80012	0.45
	600	24	Black	APF150B-50	80015	0.25
	1200	48	Black	APF150B-100	80016	0.45
	600	24	Blue	APF150BLUE-50	80026	0.25
	1200	48	Blue	APF150BLUE-100	80027	0.45

Please apply BCP discounts for all maintenance and installation tools found in this handbook.



## BULK FASTENERS

Recloseable plastic pail contains 500 fasteners - no Hinge Pins.

DESCRIPTION	ORDERING NUMBER	ITEM CODE	WT. KGS.
White	APF100W-500	80019	0.61
Black	APF100B-500	80021	0.61
Blue	APF100BLUE-500	80025	0.61
White	APF150W-500	80020	0.97
Black	APF150B-500	80022	0.97
Blue	APF150BLUE-500	80028	0.97



BULK FASTENERS

## HINGE PINS

FASTENER SIZE	LENGTH		ORDERING NUMBER	ITEM CODE	WT. KGS.
	Meter	Foot			
APF100	3	10	NL250-X	80203	0.10
APF100	30	100	NL250-C	80204	1.00
APF150	3	10	NL350-X	80201	0.04
APF150	30	100	NL350-C	80202	0.36

## INSTALLATION TOOLS

### MOTOR DRIVEN INSTALLATION TOOL


(Required for Installation)

Does not include Comb Assembly or Template. Purchase separately.

VOLTAGE	ORDERING NUMBER	ITEM CODE	WT. KGS.
110V	MDT-1	80110	14.1
220V-50 Cycle	MDT220-1	80111	15.9



MDT-1



S100B

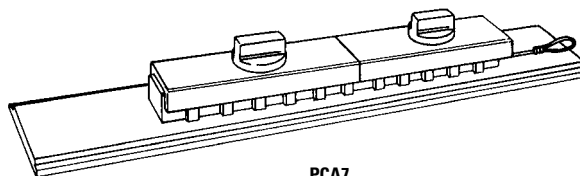
### CURLING BIT (Required for Installation)

FASTENER SIZE	ORDERING NUMBER	ITEM CODE	WT. KGS.
APF100	S100B	80075	0.03
APF150	S150B	80076	0.03

### COMB ASSEMBLY (Required for Installation)

Includes Gauge Pin

LENGTH		ORDERING NUMBER	ITEM CODE	WT. KGS.
mm	in.			
300	12	PCA7-300	80099	2.3
600	24	PCA7-600	80100	4.1
Clamp Knob Assembly			80150	0.05



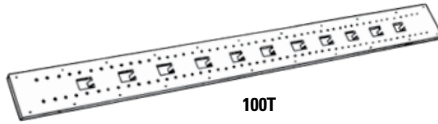
PCA7

Stock Items (non-shaded)

Made To Order Items (shaded). Contact Flexco for lead times, minimum order may apply.



# Alligator® Non-Metallic Fasteners

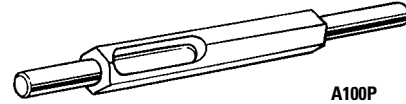


## TEMPLETS

LENGTH		ORDERING NUMBER	ITEM CODE	WT. KGS.
mm	in			
<b>FOR APF100 FASTENERS</b>				
300	12	100T-300	80042	0.32
600	24	100T-600	80043	0.63
900	36	100T-900	80044	0.82
1200	48	100T-1200	80045	1.13
<b>FOR APF150 FASTENERS</b>				
300	12	150T-300	80038	0.31
600	24	150T-600	80039	0.57
900	36	150T-900	80040	0.82
1200	48	150T-1200	80041	1.08

## BELT PUNCH

FASTENER SIZE	HOLE DIAMETER	ORDERING NUMBER	ITEM CODE	WT. KGS.
APF100	.130	A100P	80078	0.03
APF150	.156	A150P	80079	0.03



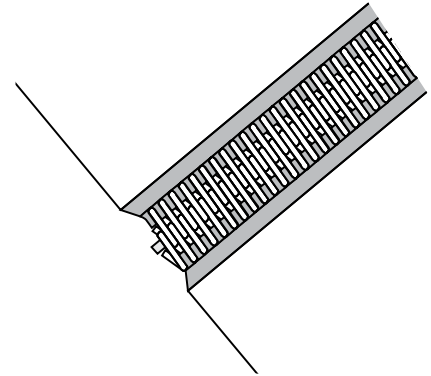
## PLASTIC RIVET LUBE

ORDERING NUMBER	ITEM CODE	WT. KGS.	PKG. QTY.
PRL4	80090	0.17	1

# ALLIGATOR® SPIRAL LACE

## FASTENERS (Hinge Pin included)

LENGTH		ORDERING NUMBER	ITEM CODE	WT. KGS.	ORDERING NUMBER	ITEM CODE	WT. KGS.
Meter	Foot						
<b>WHITE – SINGLE WEB</b>					<b>BLACK – SINGLE WEB</b>		
3	10	ASL50/3	17480	0.3	ASLB50/3	04261	0.3
10	33				ASLB50/10	04262	N/A
30	100	ASL50/30	04281	N/A	ASLB50/30	04281	2.6
3	10	ASL60/3	17482	0.3			
10	33	ASL60/10	17483	0.1	ASLB60/30	17501	3.0
30	100	ASL60/30	17484	2.9	ASLB90/3	19485	0.4
3	10	ASL90/3	17487	0.4			
10	33	ASL90/10	17488	1.0	SEB-90/30	17497	3.1
30	100	ASL90/30	19468	3.1			
3	10	ASL160/3	19483	0.5			
30	100	ASL160/30	03913	3.4			
3	10	ASL190/3	19484	0.5			
10	33	ASL190/10	03892	1.5			
<b>WHITE – DOUBLE WEB</b>					<b>BLACK – DOUBLE WEB</b>		
3	10	ASL60D/3	19476	0.5			
10	33	ASL60D/10	19477	1.1			
30	100	ASL60D/30	19478	3.1	ASLB90D/3	19489	0.5
3	10	ASL90D/3	19479	0.5	ASLB90D/10	19490	1.2
10	33	ASL90D/10	19480	1.3	ASLB90D/30	19494	3.4
30	100	ASL90D/30	19481	3.4			
<b>TAN – DOUBLE WEB</b>					<b>BLUE – SINGLE WEB</b>		
3	10	ASL80H/3	19470	0.7	ASLBLUE50/3	04416	0.3
3	10				ASLBLUE60/3	04417	0.5
3	10				ASLBLUE90/3	04418	0.5



## REPLACEMENT HINGE PINS

Bulk Hinge Pin material - 30.5 M (100') / coil

ORDERING NUMBER	ITEM CODE	WT. KGS.
ASLHP60-C	17440	0.2
ASLHP90-C	17443	0.3
ASLHP80-C	17436	0.3

## LEADER PINS


Note: Custom lengths available.

DESCRIPTION	ORDERING NUMBER	ITEM CODE
(15-foot pin with 3-foot leader)	POLY035X15FT-W/3FT	05200
(15-foot pin with 3-foot leader)	POLY047X15FT-W/3FT	05201

□ Stock Items (non-shaded)

■ Made To Order Items (shaded). Contact Flexco for lead times, minimum order may apply.





## How Alligator® V-Belt Fasteners Work

The Alligator® V-Belt Fastening System is designed to grip the ends of a v-belt without interfering with the sheaves (pulleys) that the belt passes around.

Staples or nails are driven through the fastener and belt and folded over. They are

then hammered tight against the bottom plate of the fastener clinching the belt between the fastener plates. There is nothing that protrudes beyond the sides of the belt that would interfere with the sheaves.

Applications	Installation Method	What You Need for Installation
<ul style="list-style-type: none"> <li>• Power Transmission</li> <li>• Agricultural Harvesting</li> <li>• Manufacturing</li> </ul>	<p>These fasteners are inserted into a holder/tool along with the belt end. The staples/nails are driven through the splice and when complete, the entire assembly is removed from the holder. Insert the hinge and the belt is ready to be run.</p>	<ul style="list-style-type: none"> <li>• Fasteners</li> <li>• Hinge Pin</li> <li>• Staples/Nails</li> <li>• Holder/Tool</li> <li>• Rocker Pin Tools</li> <li>• 0.5 kg (1 lb.) Hammer</li> </ul>
How to Specify the Correct Alligator® V-Belt Fastener	Fastener Metal Selection	Hinge Pin Selection
<p>The fastener size is determined by the belt size that you use. Simply choose the fastener that corresponds to your belt, A312, B437, or C531.</p>	<p><b>Steel.</b> Standard fastener material.</p>	<p>Rocker Pins are included with the fasteners.</p>



# Alligator<sup>®</sup> V-Belt Fasteners and V-Belt

## FASTENERS

ORDERING NUMBER	ITEM CODE	SETS PER BOX	WT. KGS.
A312*	70020	10	0.1
B437	70023	10	0.2
BB4	70028	10	0.2
C531	70030	10	0.5
D750	70034	10	1.0

\*A312 Fasteners are installed with staples, all others installed with nails.

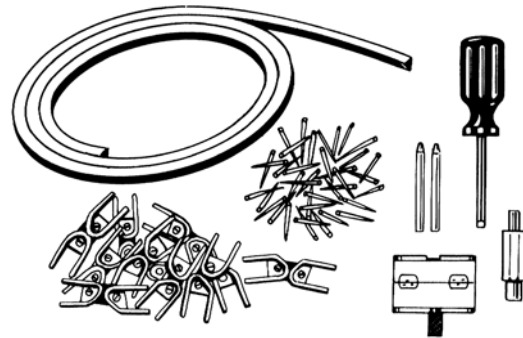
Please apply BCP discounts for all maintenance and installation tools found in this handbook.

## V-BELT CONVENTIONAL

LENGTH		ORDERING NUMBER	ITEM CODE	WT. KGS.
Meter	Foot			
6	20'	AV20	70170	0.8
30	100'	AV100	70171	4.1
76	250'	AV250	70172	10.2
6	20'	BV20	70174	1.2
30	100'	BV100	70175	5.9
76	250'	BV250	70176	14.7
30	100'	CV100	70178	10.0
76	250'	CV250	70179	24.9
<b>DOUBLE V – SOLD BY THE FOOT, 635 MM (25") INCREMENTS</b>				
8M (25') Min.		BB	70015	0.1

### COMPLETE V-BELT KIT CONTAINS:

30M (100') Belting 1 Rocker Pin Tool  
 10 Fasteners – Required amount  
 1 Holder Tool of nails (or staples)



## INSTALLATION TOOLS & PARTS

DESCRIPTION	ORDERING NUMBER	ITEM CODE	WT. KGS.
Piercing Tool	B43760	70045	0.6
	C62560	70046	1.1
	D75060	70047	1.6
V-Belt Cutter	C62520	70050	0.9
Cutter Blade Only	C62523	70051	0.01
Tightener	B43750	70056	0.4
	C53150	70057	1.0
	D75050	70058	2.0
Rocker Pin Tool	B43740	70060	0.05
	C62540	70061	0.05
Holder	A31255	70064	0.05
	B43755	70065	0.1
	BB455	70066	0.1
	C53155	70067	0.1

## SPARE PARTS

FOR FASTENER NUMBER	DESCRIPTION	ORDERING NUMBER	ITEM CODE	WT. KGS.
A312	Staples-Pkg. of 25	A31274	70110	0.05
	Nails –			
B437	Steel-Pkg. of 100	B43774	70111	0.1
BB4	Monel-Pkg. of 25	B43774M	70112	0.05
C531	Steel-Pkg. of 100	C53174	70113	0.1
D750	Steel-Pkg. of 100	D75074	70114	0.2

□ Stock Items (non-shaded)

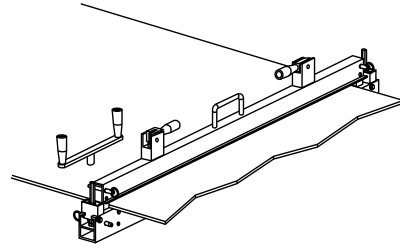
■ Made To Order Items (shaded). Contact Flexco for lead times, minimum order may apply.

# Light-Duty Belt Maintenance Tools

## CLIPPER® 845LD SERIES ALUMINUM BELT CUTTER

DESCRIPTION	BELT WIDTH		ORDERING NUMBER	ITEM CODE	WT. KGS.
	mm	in.			
Cutter Complete for belts up to 12 mm (1/2") thick	900	36"	845836LD	32275	13.2
	1200	48"	845848LD	32276	15.9
	1500	60"	845860LD	32277	18.1
	1800	72"	845872LD	32278	20.1
Wrench Assembly (handle)			820/840WA	32272	0.9
Cutter Blade Kit			845-CBK	32279	0.2
Optional Squaring Device			840SD	32274	0.9
900 mm (36") Chain Replacement Kit			840-36CL	03772	0.90
1200 mm (48") Chain Replacement Kit			840-48CL	03773	1.10
1500 mm (60") Chain Replacement Kit			840-60CL	03774	1.36
1800 mm (72") Chain Replacement Kit			840-72CL	03775	1.70

Please apply BCP discounts for all maintenance and installation tools found in this handbook.

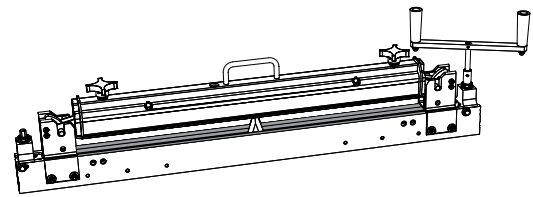


845LD Belt Cutter

## 900 SERIES\* BELT CUTTER

DESCRIPTION	BELT WIDTH		ORDERING NUMBER	ITEM CODE	WT. KGS.
	mm	in.			
Cutter Complete for belts up to 38 mm (1.5") * Patent Pending	600	24"	900924	04200	17.9
	900	36"	900936	04143	17.9
	1200	48"	900948	04144	21.8
	1500	60"	900960	04145	24.5
	1800	72"	900972	04146	27.4
	2130	84"	900984	04147	39.0
Replacement Blade Kit			900CBK	04149	0.07

\*Patent pending

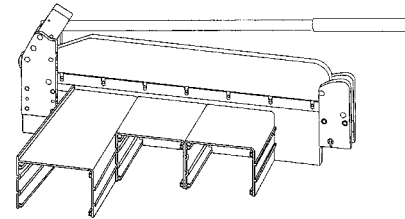


900 Series\* Belt Cutter

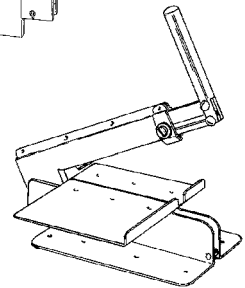
## 350 mm (14") BELT CUTTER

(For Belts up to 9.5 mm (3/8") thick.)

DESCRIPTION	BELT WIDTH		ORDERING NUMBER	ITEM CODE	WT. KGS.
	mm	in.			
Cutter Complete	350	14"	Cutter-14	03230	13.2
350 mm (14") Replacement Blade			Blade-14	03450	0.3
350 mm (14") Replacement Nylon Block			Block-14	03451	0.1
250 mm (10") Replacement Blade			Blade-10	03009	0.2
250 mm (10") Replacement Nylon Block			Block-10	03010	0.1
150 mm (6") Replacement Blade			Blade-6	03006	0.2
150 mm (6") Replacement Nylon Block			Block-6	03008	0.1



350 mm (14") Belt Cutter

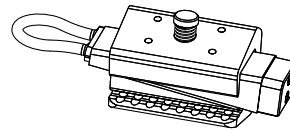


#25 Belt Cutter

## #25 BELT CUTTER

(For Belts and Tapes up to 3.0 mm (1/8") thick.)

DESCRIPTION	BELT WIDTH		ORDERING NUMBER	ITEM CODE	WT. KGS.
	mm	in.			
#25 Belt Cutter	125	6"	Cutter-25-26	04101	1.8
#25 Rotary Blade (6" Model)			Blade-25-6	04102	0.05



Smart Clamp™ Light-Duty Belt Clamps

## SMART CLAMP™ LIGHT-DUTY BELT CLAMPS

DESCRIPTION	ORDERING NUMBER	ITEM CODE	WT. KGS.
Complete SmartClamp™ Set*	SMARTCLAMP	04073	20.4

\*Patent pending



Laser Belt Square

## LASER BELT SQUARE

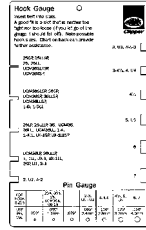
DESCRIPTION	ITEM CODE	WT. KGS.
Laser Belt Square	04305	1.0

# Light-Duty Belt Maintenance Tools

## PLASTIC HOOK GAUGE

(For proper hook and pin size selection)

DESCRIPTION/ ORDERING NO.	ITEM CODE	WT. KGS.
Clipper-HookGauge	03129	0.05



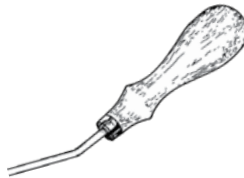
## CARDING PAPER REMOVER

DESCRIPTION/ ORDERING NO.	ITEM CODE	WT. KGS.
Carding Paper Remover	03128	0.05



## ROUGH-TOP BELT SKIVER

DESCRIPTION/ ORDERING NO.	ITEM CODE	WT. KGS.
RTBS Rough Top Skiver	03239	0.1



## UNIBAR® WIRE CUTTERS

DESCRIPTION/ ORDERING NO.	ITEM CODE	WT. KGS.
Cutter-Unibar Wire	03445	0.2



## SILVER INK BELT MARKING PEN

Sold Individually

DESCRIPTION/ ORDERING NO.	ITEM CODE	WT. KGS.
M-4	01350	0.05



## LACING ACCESSORY KIT

(Includes Hook Gauge, Carding Paper Remover, Scissors and Rough-Top Belt Skiver)

DESCRIPTION/ ORDERING NO.	ITEM CODE	WT. KGS.
Lacing Accessory Kit	03132	0.05

## SCISSORS

DESCRIPTION/ ORDERING NO.	ITEM CODE	WT. KGS.
Clipper Scissors	03244	0.1



## TAPE BINDERS

DESCRIPTION	0.47 LITER (PINT)	
	ORDERING NUMBER	ITEM CODE
Non-Flammable Binder Quick Dry Binder	Binder-PT	03670

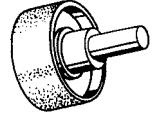
0.95 LITER (QUART)	
ORDERING NUMBER	ITEM CODE
Binder-QT	03671
QDBinder-Quart	03704

3.79 LITER (GALLON)	
ORDERING NUMBER	ITEM CODE
Binder-GAL	03672

Please apply BCP discounts for all maintenance and installation tools found in this handbook.

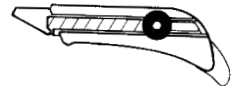
## ALLIGATOR® BELT GRINDER

ORDERING NUMBER	ITEM CODE	WT. KGS.
RB-1	30867	0.3



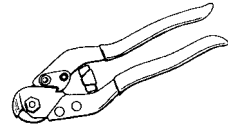
## CARD CUTTER

ORDERING NUMBER	ITEM CODE	WT. KGS.
GC-1	18100	0.1
EXTRA BLADES (50/Package)		
GCB-50	18101	0.4



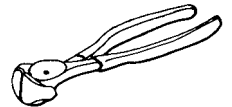
## ALLIGATOR® HINGE PIN CUTTER

ORDERING NUMBER	ITEM CODE	WT. KGS.
APC-1	50004	0.2



## BELT NIPPERS


ORDERING NUMBER	ITEM CODE	WT. KGS.
BN-1	50003	0.4



## SMART LOCK™

(Kit includes 20 Smart Locks and 1.5 M of 2.8 mm (5' of .109") Duralink™ cable. Compatible Hook sizes 2-7)

DESCRIPTION	ORDERING NUMBER	ITEM CODE	WT. KGS.
Smart-Lock-Kit	Smart Lock	03442	0.1
Individual Smart Locks	Smart Lock	03441	N/A



Smart Locks

□ Stock Items (non-shaded)

■ Made To Order Items (shaded). Contact Flexco for lead times, minimum order may apply.



## Novitool® General Information

The Novitool® line of belt fabrication equipment is designed to enhance productivity in the workshop and on-site. Intended for use with light and medium weight thermoplastic conveyor belting, each splicing press, ply-separator, and punch employs market-driven innovations.

The quality build and contemporary design of Novitool® products are recognized worldwide. Experienced belt fabricators will appreciate the simplicity of operation and premium finished results, which are standards of all Novitool® products.

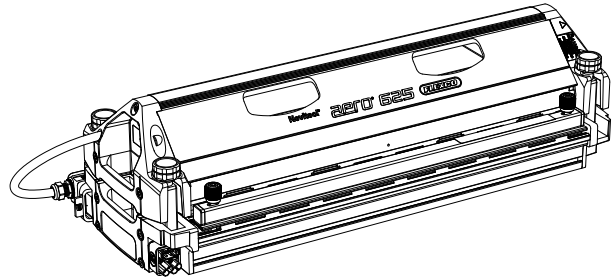
Product	Features	Benefits
<b>Aero® Press</b>	<ul style="list-style-type: none"> <li>• Program time, temperature &amp; pressure in one control</li> <li>• Recipe storage/retrieval</li> <li>• Independent top &amp; bottom heating</li> <li>• Top &amp; bottom cooling</li> <li>• Transport case included</li> </ul>	<ul style="list-style-type: none"> <li>• 8-12 Minute Splicing Times</li> <li>• All-in-One Simplicity</li> <li>• No External Controller</li> <li>• No External Water Tanks</li> <li>• Lightweight and Portable</li> </ul>
<b>Aero® 325</b>	<ul style="list-style-type: none"> <li>• Belt Templates</li> </ul>	<ul style="list-style-type: none"> <li>• Ability to Splice Narrow Belts That Drive Live Rollers</li> <li>• 18-22 Minute Splicing Times</li> </ul>
<b>Amigo™ Monolithic Press</b>	<ul style="list-style-type: none"> <li>• Integrated belt cutter</li> <li>• Contactless heating element</li> <li>• Pre-heat setting</li> <li>• Digital temperature and time control</li> <li>• Interchangeable splice templates</li> <li>• Single Phase 115v or 230v</li> </ul>	<ul style="list-style-type: none"> <li>• Fast splicing time – under 1 minute</li> <li>• Produces high quality splice</li> <li>• Tight pitch control</li> <li>• Safety Features               <ul style="list-style-type: none"> <li>– Integrated cutter</li> <li>– Shielded heat zone during splice</li> <li>– Heating element stored when not in use</li> </ul> </li> </ul>
<b>Ply 130™ Ply Separator</b>	<ul style="list-style-type: none"> <li>• One Adjustment for Splitting Position</li> <li>• One Adjustment for Splitting Depth</li> <li>• Easy to Read Position Rulers</li> <li>• Shielded Rollers and Cutting Blade</li> <li>• Robust Rigid Construction</li> </ul>	<ul style="list-style-type: none"> <li>• Easy to Determine Splitting Position</li> <li>• Excellent Splitting Repeatability</li> <li>• Split Films Down to .014" (35 mm)</li> <li>• Ideal for Thin, Lightweight Urethanes</li> <li>• Safe Operation with Shielded Components</li> </ul>
<b>Pun M™ Manual Punch</b>	<ul style="list-style-type: none"> <li>• No External Power Required</li> <li>• Single Movement Belt Clamping</li> <li>• 11,000 lb (50 kN) Punching Force</li> <li>• Open Ended Rigid Construction</li> <li>• Adjustable Stroke for Punching Depth</li> </ul>	<ul style="list-style-type: none"> <li>• Portable for On-site or Workshop Use</li> <li>• Easy One Hand Belt Clamping</li> <li>• Finger and Finger-Over-Finger Punching</li> <li>• No Belt Width Limitations</li> <li>• Simple, Single Lever Punching Action</li> </ul>
<b>Pun M™ NDX Manual Punch</b>	<ul style="list-style-type: none"> <li>• Single hand crank to punch and automatic indexing</li> <li>• Durable single blade</li> <li>• Blade guard assists to release belt from blade</li> </ul>	<ul style="list-style-type: none"> <li>• Eliminates misindexing</li> <li>• Precise cut, long blade life, easy to replace</li> <li>• Protects operator from blade</li> </ul>

# Novitool® Belt Fabrication Tools

## AERO® SPLICING PRESS (WITHOUT CORDS\*)

BELT WIDTH		ORDERING NUMBER	ITEM CODE	WT. KGS. (including case)
mm	in.			
325	12	AERO-325	09552	44.00
325	12	AERO-325-END-BELT-CLAMPS	09600	44.00
625	24	AERO-625	09000	61.37
925	36	AERO-925	09001	77.71
1225	48	AERO-1225	09002	93.68
1525	60	AERO-1525	09003	126.94
1835	72	AERO-1835	09004	143.10
2135	84	AERO-2135	09005	163.38

\*Cords sold separately



## AERO® ACCESSORIES

ORDERING NUMBER	ITEM CODE	WT. KGS.
AERO-SPLICE-TAPE-66X101	08468	0.81
ROLLER-SLIDER-FIXTURE	09372	0.35

## AERO® PRESS STAND

(For sizes 24", 36", 48"/625, 925, 1225 mm)

DESCRIPTION	ORDERING NUMBER	ITEM CODE	WT. KGS
AERO WORKSHOP STAND	AERO-STD-CW-G3-625-1225	09458	143.1
AERO STAND RETROFIT KIT	AERO-STD-CW-G3-625-1225-KIT	09459	18.1
CABLE FOR STAND	AERO-G3-UMBILICAL-EXT-CABLE	09015	1.8

## AERO® POWER COMPATIBILITY AND POWER CORDS FOR 325, 625, 925, 1225, 1525, 1835, AND 2135

POWER	COUNTRY	325	625	925	1225	1525	1835	2135	PLUG END	ORDERING NUMBER	ITEM CODE
1ph 110V, 16A	UK	F	R	R	R	N/A	N/A	N/A		AERO-G3-CBL-110V1PH-IEC60309	09017
1ph 230V, 10A	AUS	F	F	R	R	N/A	N/A	N/A		AERO-G3-CBL-230V1PH-3112-10	09008
1ph 230V, 13A	UK	F	F	R	R	R	N/A	N/A		AERO-G3-CBL-230V1PH-BS1363-13	09018
1ph 230V, 16A	EUR	F	F	F	R	R	R	R		AERO-G3-CBL-230V1PH-ESHUKO-16	09009
3ph 400V +N	EUR	F	F	F	F	F	F	F		AERO-G3-CBL-400V3PH+N-IEC60309	09012
3ph 400V	EUR	N/A	N/A	N/A	N/A	F	F	F		AERO-G3-CBL-400V3PH-N-IEC60309	09013

(F= full power operation, R= reduced power operation)

## SILICONE PRESS PADS AND CLOTHS

				SILICONE CLOTHS				SILICONE PADS			
LENGTH			COMPATIBLE WITH	THICKNESS		ORDERING NUMBER	ITEM CODE	THICKNESS		ORDERING NUMBER	ITEM CODE
in.	mm	M		in.	mm			in.	mm		
12	325		Aero-325	0.020	0.5	AERO-S30.5-325	09585	0.12	3.0	AERO-SI3-325	09586
24	625		Aero-625	0.020	0.5	AERO-S30.5-625	09358	0.12	3.0	AERO-SI3-625	09352
36	925		Aero-925	0.020	0.5	AERO-S30.5-925	09359	0.12	3.0	AERO-SI3-925	09353
48	1225		Aero-1225	0.020	0.5	AERO-S30.5-1225	09360	0.12	3.0	AERO-SI3-1225	09354
60	1525		Aero-1525	0.020	0.5	AERO-S30.5-1525	09361	0.12	3.0	AERO-SI3-1525	09355
72	1835		Aero-1835	0.020	0.5	AERO-S30.5-1835	09362	0.12	3.0	AERO-SI3-1835	09356
84	2135		Aero-2135	0.020	0.5	AERO-S30.5-2135	09363	0.12	3.0	AERO-SI3-2135	09357
		25		0.020	0.5	AERO-SI0.5-230-25M-SILICONE	09664				

Note: The highlighted items above are sold in sets of two.

Stock Items (non-shaded)

Made To Order Items (shaded). Contact Flexco for lead times, minimum order may apply.

# Novitool® Belt Fabrication Tools

## AERO® 325 SPLICE PRESS

DESCRIPTION	ORDERING NUMBER	ITEM CODE	WT. KGS. (including case)
Aero® 325 Splice Press	AERO-325	09552	44.0
Aero® 325 Splice Press with End Belt Clamps	AERO-325-END-BELT-CLAMPS	09600	44.0




Aero® 325 Splice Press



Aero® 325 with End Belt Clamps

## BELT TEMPLATES


RECIPE (Starting Parameters)	ORDERING NUMBER & COMPATIBLE BELT MFR	ITEM CODE
Pressure: 2.0 Top Splice Temp: 175°C Bottom Splice Temp: 175°C Dwell Time: 4:00 Cool Down Temp: 70°C	AERO-325-77MM-VNOTCHED-TMPLT 77mm Intelligrated IntelliQ belt	09593
Pressure: 2.0 Top Splice Temp: 175 to 185°C Bottom Splice Temp: 175 to 185°C Dwell Time: 4:00 Cool Down Temp: 70°C	AERO-325-45MM-PWRTRANS-TMPLT 45mm Wide, Flat: Ammeraal Beltech Rapplon Forbo TU 60A-42 FBRC/FSTR Black Gates TPU F160 Habasit TF-102T Nitta Carryflex (CFTG) RedDrive45 Yongli UT45K-B and UU40K-B	09594
Pressure: 0.5 Top Splice Temp: 175°C Bottom Splice Temp: 160°C Dwell Time: 4:00 Cool Down Temp: 70°C	AERO-325-CFTG-60SG-30-TMPLT 30mm Wide Nitta CFTG Profiled	09601
Pressure: 2.0 Top Splice Temp: 180°C Bottom Splice Temp: 180°C Dwell Time: 4:00 Cool Down Temp: 70°C	AERO-325-CFTG-18SG-40-TMPLT 40mm Wide Nitta CFTG Profiled	09707
Pressure: 2.0 Top Splice Temp: 180°C Bottom Splice Temp: 180°C Dwell Time: 4:00 Cool Down Temp: 70°C	AERO-325-77MM-VGUIDE-TMPLT 77mm Intelligrated IntelliQ Gen 2	09660
Pressure: 1.3 to 1.5 Top Splice Temp: 180°C to 185°C Bottom Splice Temp: 180°C to 185°C Dwell Time: 4:00 Cool Down Temp: 70°C	AERO-325-100MM-ARP-TMPLT 100mm Ammeraal, Chiorino, Forbo, Habasit	09605
Pressure: 2.0 Top Splice Temp: 185°C Bottom Splice Temp: 185°C Dwell Time: 4:00 Cool Down Temp: 70°C	AERO-325-33MM-SDI-X4-TMPLT 33mm Wide Forbo, Chiorino	09604



# Novitool<sup>®</sup> Belt Fabrication Tools

## AMIGO™ 625 MONOLITHIC PRESS

### AMIGO™ 625 PRESS AND CABLE ORDERING INFORMATION

	ORDERING NUMBER	ITEM CODE	PLUG END
<b>Press</b>			
24.5 (625 mm)	AMIGO-625-SPLICEPRESS	09726	
<b>Cables</b>			
230 volt; single phase; 10 amp	AMIGO-1000-CABLE-1X230-AS3112	08727	

**Note:** Press, cable, and templates are all purchased separately.



Amigo™ 625 Monolithic Press


### AMIGO™ 625 TEMPLATES

BELT MANUFACTURER	BELT STYLE	BELT TYPE	ORDERING NUMBER	ITEM CODE		
Volta	SuperDrive™	FMW & FMB FHW & FHB	AMIGO-625-TMPLT-08592	09731		
Ammeraal Beltech	Center Bar	N/A				
Intralox®	ThermoDrive®	8050 8026	AMIGO-625-TMPLT-08593	09730		
Mafdel	DEL/DRIVE	DD25				
Habasit	Cleandrive™	CD.M50.S-UA.CB	AMIGO-625-TMPLT-08594	09732		
		CD.M50.S-UA.WB				
		CD.M25.S-UA.CB				
		CD.M25.S-UA.WB				
		Flat	AMIGO-625-TMPLT-08595	09733		
Gates® Mectrol®	PosiClean®	PC10 PC20	AMIGO-625-TMPLT-08596	09734		
UBR	1" Purclean 2" Purclean	PS2 PB3				
Gates® Mectrol®	CenterClean®	CC40				
UBR	Center Drive Purclean	CD3BLSS	AMIGO-625-TMPLT-08597	09735		
Daisler®	REOClean®	AT40				
Cog-veyor Systems Inc.	Cog-veyor	UBM	AMIGO-625-TMPLT-08710	09736		
		UWM				
		PBH				
		PWH				
Gates® Mectrol®	PosiLace™	PC20 CC40 FC12	AMIGO-625-TMPLT-08776	09737		
UBR	Hinge Lace	N/A				
Daisler®	ReoClean®	T25 REO-T50 DB & SB & W	AMIGO-625-TMPLT-08788	09738		
UBR	1" Purclean 2" Purclean	PS2 PB3				
Volta	DualDrive™	FMW & FMB FHW & FHB				
		Mini DualDrive™			FMB & FHB	
		Mini SuperDrive™			FMB & FHB	
Ammeraal Beltech	Full Bar	N/A				
Volta	Hinge Splice	M (2.5-5mmH)			AMIGO-626 TMPLT-08847	09739

### AMIGO™ OPTIONAL ACCESSORIES

	ORDERING NUMBER	ITEM CODE	AUD PRICE
Skiving Tool	RTBS Rough Top Skiver	03239	<b>\$63.82</b>
Replacement Blades for Amigo	AMIGO-1000-BLADES-5	08587	<b>Contact Flexco</b>
High – Low Temp Friction Tape for Flat Belts	AMIGO-FRICTIONTAPE-33X25	08604	<b>Contact Flexco</b>

 **Stock Items** (non-shaded)


 **Made To Order Items** (shaded). Contact Flexco for lead times, minimum order may apply.



# Novitool® Belt Fabrication Tools

## AMIGO™ MONOLITHIC PRESS

### AMIGO™ PRESS AND CABLE ORDERING INFORMATION

	ORDERING NUMBER	ITEM CODE	PLUG END DRAWING
<b>Press</b>			
1065 mm (42")	AMIGO-1000-SPLICEPRESS	08545	
<b>Cables</b>			
230 volt; single phase; 10 amp	AMIGO-1000-CABLE-1X230-AS3112	08727	

**Note:** Press, cable, and templates are all purchased separately.



### AMIGO™ TEMPLATES

BELT MANUFACTURER	BELT STYLE	BELT TYPE	ORDERING NUMBER	ITEM CODE
Volta	SuperDrive™	FMW & FMB	AMIGO-1000-TMPLT-08592	08592
		FHW & FHB		
Ammeraal Beltech	Center Bar	N/A		
Intralox®	ThermoDrive®	8050	AMIGO-1000-TMPLT-08593	08593
Mafdel	DEL/DRIVE	DD25		
Habasit	Cleandrive™	CD.M50.S-UA.CB	AMIGO-1000-TMPLT-08594	08594
		CD.M50.S-UA.WB		
		CD.M25.S-UA.CB		
		CD.M25.S-UA.WB		
		Flat	AMIGO-1000-TMPLT-08595	08595
Gates® Mectrol®	PosiClean®	PC10	AMIGO-1000-TMPLT-08596	08596
		PC20		
UBR	1" Purclean	PS2		
Gates® Mectrol®	CenterClean®	CC40	AMIGO-1000-TMPLT-08597	08597
Daisler®	REOClean®	AT40		
UBR	Center Drive PurClean	CD3BLSS		
Ammeraal	Aeon	Aeon-50	AMIGO-1000-TMPLT-08603	08603
Cog-veyor Systems Inc.	Cog-veyor	UBM	AMIGO-1000-TMPLT-08710	08710
		UWM		
		PBH		
		PWH		
Beltservice Corporation	Magnethane™	PD1	AMIGO-1000-TMPLT-08739	08739
		Flat w/ Spikes	AMIGO-1000-TMPLT-08741	08741
Gates® Mectrol®	PosiLace™	PC20	AMIGO-1000-TMPLT-08776	08776
		CC40		
		FC12		
UBR	Hinge Lace	N/A		
Daisler®	REOClean®	AT25	AMIGO-1000-TMPLT-08788	08788
		REO-T50 DB & SB & W		
UBR	2" Purclean	PB3		
Volta	DualDrive™	FMW & FMB	AMIGO-1000-TMPLT-08788	08788
		FHW & FHB		
	Mini DualDrive™	FMB		
	Mini SuperDrive™	FHB		
Ammeraal Beltech	Full Bar	N/A		
Volta	Hinge Splice	M (2.5-5mmH)	AMIGO-1000-TMPLT-08847	08847
Ammeraal Beltech	Soliflex PRO/ Soliflex PRO mini	Soliflex TPU Soliflex TPE	AMIGO-1000-TMPLT-08849	08849
Mafdel	PQ2-L	POSITIVEBELT	AMIGO-1000-TMPLT-08855	08855
Mafdel	DD50	DEL/DRIVE	AMIGO-1000-TMPLT-08856	08856

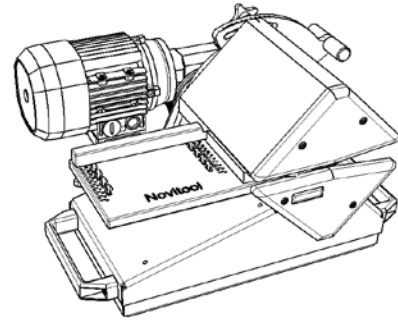
### AMIGO™ OPTIONAL ACCESSORIES

	ORDERING NUMBER	ITEM CODE	AUD PRICE
Skiving Tool	RTBS Rough Top Skiver	03239	\$63.82
Replacement Blades for Amigo	AMIGO-1000-BLADES-5	08587	Contact Flexco
High – Low Temp Friction Tape for Flat Belts	AMIGO-FRICTIONTAPE-33X25	08604	Contact Flexco

# Novitool<sup>®</sup> Belt Fabrication Tools

## PLY 130™ PLY SEPARATOR

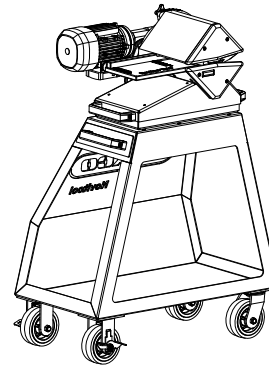
ORDERING NUMBER	ITEM CODE	PLUG
<b>WORK BENCH MODEL</b>		
PLY130WB-460V3PH60HZ	08013	no plug
PLY130WB-230V50HZ	08246	no plug
<b>REPLACEMENT PARTS</b>		
PLY130-CART	08100	no plug
PLY-BL Blade & Jig	08014	N/A
PLY-JG Jig Only	08015	N/A



Ply 130™ Work Bench Model

## PLY 130™ CART

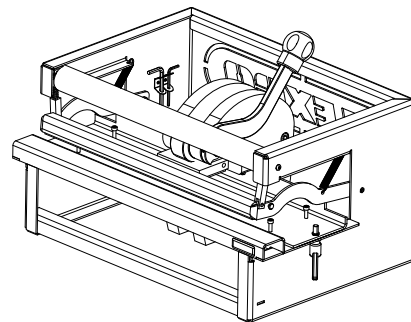
ORDERING NUMBER	ITEM CODE	WT. KGS.
PLY130-CART	08100	50.8



Ply 130™ Cart

## PUN M™ MANUAL PUNCH

ORDERING NUMBER	ITEM CODE
<b>PUN M*</b>	
PUN-M-300	08016
PUN-M-600	08017
PUN-M-900	08018
<b>PUN M 300 PUNCHBOARDS</b>	
PUN-B-50X20-300	08019
PUN-B-70X15-300	08022
PUN-B-80X20-300	08025
<b>PUN M 600 PUNCHBOARDS</b>	
PUN-B-50X20-600	08020
PUN-B-70X15-600	08023
PUN-B-80X20-600	08026
PUN-B-80X20X113BIAS-600	08439
<b>PUN M 900 PUNCHBOARDS</b>	
PUN-B-50X20-900	08021
PUN-B-70X15-900	08024
PUN-B-80X20-900	08027
PUN-B-80X20X113BIAS-900	08440
<b>REPLACEMENT PARTS</b>	
PUN-M-NYLONPAD-KIT	08279




Pun M™ Manual Punch

\*Punchboards not included with Pun M; purchase separately.

# Novitool® Belt Fabrication Tools

## PUN M™ NDX MOBILE FINGER PUNCHES

DESCRIPTION	ORDERING NUMBER	ITEM CODE
Pun M™ NDX Mobile Finger Punch - 114mm	PUN-M-NDX-114MM	09609
Pun M™ NDX Mobile Finger Punch - 114mm	PUN-M-NDX-114MM-ARP-SDI	09720
Pun M™ NDX Mobile Finger Punch - 200mm	PUN-M-NDX-200MM	09663



Pun M™ NDX  
Mobile Finger Punch - 114 mm

## PUN M™ NDX BELT TYPE COMPATIBILITY

PUNCH MODEL	COMPATIBLE BELT TYPES
Pun M NDX 114	IntelliQ Generation 2 IntelliQ Generation 3 RedDrive 77
Pun M NDX 114	ARP - Ammeraal, Chiorino, Forbo, Habasit SDI - Forbo, Chiorino (not Ammeraal) Nitta CFTG-60SG & -18SG
Pun M NDX 200	Forbo UU60A-42 FBRC/FSTR Black Gates Mectrol F160 Habasit TF-102T Nitta Carryflex (CFTG) RedDrive45




Pun M™ NDX  
Mobile Finger Punch - 200 mm

## REPLACEMENT PARTS/ ACCESSORIES

DESCRIPTION	ORDERING NUMBER	ITEM CODE
Replacement Blade Kit, 114mm*	114MM-BLADES-3PK	09665
Replacement Blade Kit, 200mm*	200MM-BLADES-3PK	09666
Nylon Punch Pad, 114mm	NYLON-PUNCH-PAD-114MM	09667
Nylon Punch Pad, 200mm	NYLON-PUNCH-PAD-200MM	09668
Clamp Bar, 77mm Belt, Smooth V-Guide	CLAMP-BAR-77MMBLT-SMOOTH-VGD	09701

\* Replacement Blade kits include cut-resistant gloves and hex wrenches for blade replacement.

 **Stock Items** (non-shaded)

 **Made To Order Items** (shaded). Contact Flexco for lead times, minimum order may apply.



## FGP Food Grade Primary Cleaner General Information

The FGP Food Grade Primary Cleaner from Flexco is easy to install, easy to maintain, and disassembles in a snap for regular cleaning and sanitization. The FGP Primary Cleaner works on any belt from 100 mm to 1500 mm (4" to 60") and the blade is available in both white and blue FDA approved food grade material.

### Features and Benefits

- Made of FDA approved materials for use in food applications.
- Certified by USDA for use in meat, poultry and dairy operations.
- Simple design limits crevices and opportunities for bacteria growth.
- Snap on/off blade for ease of cleaning and blade replacement.
- Minimal hardware so installation, tensioning, and blade replacement are easy.
- Easily tensioned to minimise blade wear, eliminate belt damage, and maximise cleanability.
- Available in standard blade widths from 300 mm to 1500 mm (12" to 60"). Can be cut to size.
- C-dimension gauge ensures proper pole location for optimal cleaning.
- Compatible with endless as well as mechanical splices.

### Specifications:

<ul style="list-style-type: none"> <li>• <b>Temperature Range</b> UHMW: -29°C to 60°C (-20°F to 140°F) Dual Durometer: 0°C to 60°C (+32°F to 140°F)</li> </ul>	<ul style="list-style-type: none"> <li>• <b>Blade Height</b> 76 mm (3.0")</li> </ul>	<ul style="list-style-type: none"> <li>• <b>Blade Hardness</b> UHMW: 63D Shore Hardness Urethane: 85A Shore Hardness</li> </ul>	<ul style="list-style-type: none"> <li>• <b>Blade Material</b> Food-grade UHMW, UHMW with Stainless Steel, or Urethane with PVC</li> </ul>
<ul style="list-style-type: none"> <li>• <b>Pulley Diameter Range</b> 50 mm (2") to 267 mm (10.5")</li> </ul>	<ul style="list-style-type: none"> <li>• <b>Blade Width Range</b> 102-1524 mm (4" - 60")</li> </ul>	<ul style="list-style-type: none"> <li>• <b>Pole/Mounting Material</b> 304 Stainless Steel</li> </ul>	

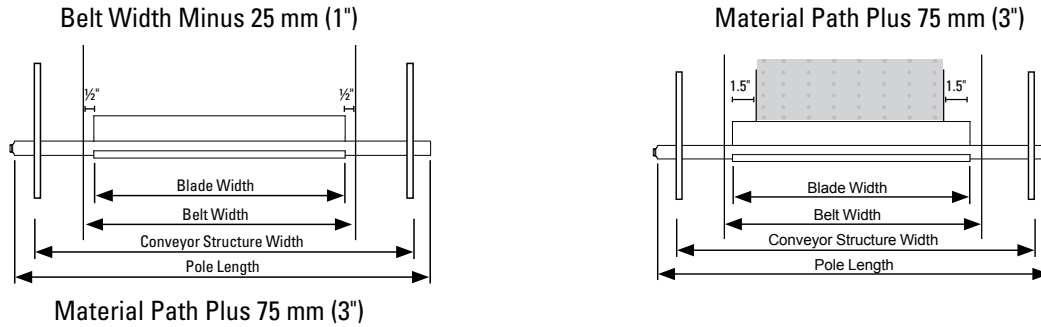
### How to choose the correct size blade for your conveyor:

1. Measure your belt width.
2. Choose the Blade Width that corresponds to your belt width.
3. Measure your conveyor width.
4. Verify the Maximum Conveyor Width shown in the selection chart is larger than your conveyor width. If your conveyor width is smaller than the maximum width shown, choose the next larger blade width that accommodates your conveyor width.
5. Blade and/or pole can be cut to users required length. Pole must be 50.8 mm longer than the outside width of conveyor structure at the mounting location.

# FGP Food Grade Primary Cleaner

## FGP FOOD GRADE PRIMARY CLEANER SPECIFICATIONS

### Recommended blade width:



### POLE LENGTHS

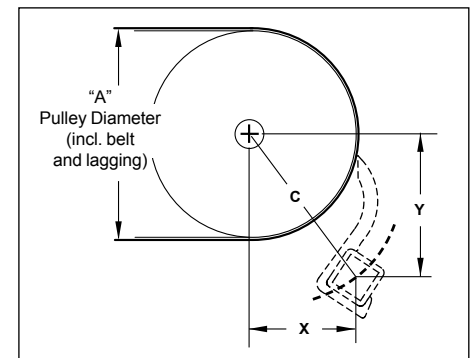
Pole Length		Minimum Blade Width		Maximum Blade Width		Maximum Conveyor structure width at cleaner mounting location	
mm	in.	mm	in.	mm	in.	mm	in.
610	24	102	4	305	12	556	22
813	30	102	4	457	18	708	28
965	36	457	18	610	24	861	34
1067	42	457	18	813	30	1013	40
1219	48	813	30	965	36	1165	46
1372	54	813	30	1067	42	1318	52
1524	60	813	30	1219	48	1470	58
1676	66	813	30	1372	54	1623	64
1829	72	813	30	1524	60	1775	70

### POLE LOCATION

A		X		Y		C		A		X		Y		C	
mm	in.	mm	in.	mm	in.	mm	in.	mm	in.	mm	in.	mm	in.	mm	in.
51	2.0	24	0.95	76	2.98	80	3.13	165	6.5	80	3.16	87	3.41	118	4.64
64	2.5	30	1.19	77	3.03	83	3.25	178	7.0	86	3.40	88	3.46	123	4.85
76	3.0	37	1.44	78	3.08	86	3.39	191	7.5	93	3.65	89	3.51	129	5.06
89	3.5	43	1.68	79	3.12	90	3.55	203	8.0	99	3.89	90	3.55	134	5.27
102	4.0	49	1.93	81	3.17	94	3.71	216	8.5	105	4.14	91	3.60	139	5.48
114	4.5	55	2.18	82	3.22	99	3.88	229	9.0	111	4.38	93	3.65	145	5.70
127	5.0	61	2.42	83	3.27	103	4.06	241	9.5	118	4.63	94	3.70	150	5.92
140	5.5	68	2.67	84	3.31	108	4.25	254	10.0	124	4.88	95	3.74	156	6.14
152	6.0	74	2.91	85	3.36	113	4.45								

A = Diameter of pulley + lagging thickness + belt thickness  
 C = Centerline of pulley to centerline of cleaner pole.

### POLE LOCATION SPECS



**Stock Items** (non-shaded)  
 **Made To Order Items** (shaded). Contact Flexco for lead times, minimum order may apply.

# FGP Food Grade Primary Cleaner

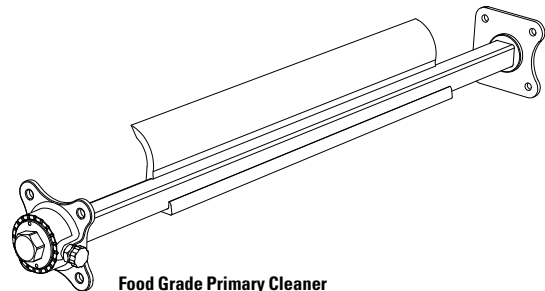
## FGP FOOD GRADE PRIMARY CLEANER

Please apply BCP discounts for all Light-Duty BCPs found in this book.

BLADE WIDTH		MAXIMUM CONVEYOR WIDTH		WEIGHT		WHITE BLADE		BLUE BLADE		BLUE METAL DETECTABLE BLADE		BLUE DUAL DUROMETER BLADE	
mm	in.	mm	in.	kgs.	lbs.	ORDERING NUMBER	ITEM CODE	ORDERING NUMBER	ITEM CODE	ORDERING NUMBER	ITEM CODE	ORDERING NUMBER	ITEM CODE
305	12	559	22	3.0	6.7	FGP-W3-12	56009	FGP-BL3-12	56000	FGP-MD3-12	56027	FGP-MDDD3-12	56018
457	18	711	28	3.5	7.7	FGP-W3-18	56010	FGP-BL3-18	56001	FGP-MD3-18	56028	FGP-MDDD3-18	56019
610	24	864	34	3.9	8.6	FGP-W3-24	56011	FGP-BL3-24	56002	FGP-MD3-24	56029	FGP-MDDD3-24	56020
762	30	1016	40	4.3	9.5	FGP-W3-30	56012	FGP-BL3-30	56003	FGP-MD3-30	56030	FGP-MDDD3-30	56021
914	36	1168	46	4.8	10.5	FGP-W3-36	56013	FGP-BL3-36	56004	FGP-MD3-36	56031	FGP-MDDD3-36	56022
1067	42	1321	52	5.2	11.5	FGP-W3-42	56014	FGP-BL3-42	56005	FGP-MD3-42	56032	FGP-MDDD3-42	56023
1219	48	1473	58	5.6	12.4	FGP-W3-48	56015	FGP-BL3-48	56006	FGP-MD3-48	56033	FGP-MDDD3-48	56024
1372	54	1626	64	6.0	13.3	FGP-W3-54	56016	FGP-BL3-54	56007	FGP-MD3-54	56034	FGP-MDDD3-54	56025
1524	60	1778	70	6.4	14.2	FGP-W3-60	56017	FGP-BL3-60	56008	FGP-MD3-60	56035	FGP-MDDD3-60	56026

**Product Notes:**

- Pole length = blade length + 12" on standard cleaners.
- Blade and/or pole can be cut to users required length.
- Pole must be 2" longer than the outside width of the conveyor structure at the mounting location.

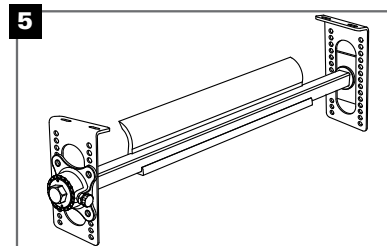
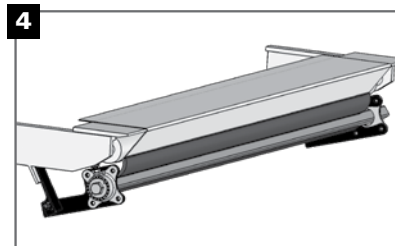
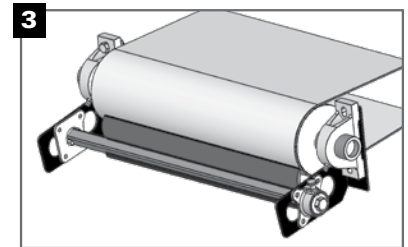
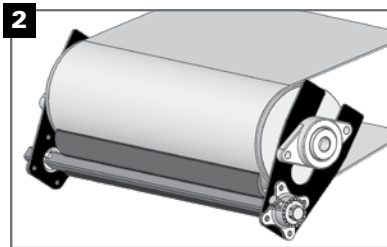





Food Grade Primary Cleaner

## FGP OPTIONAL MOUNTING BRACKETS

(BOLT OR WELD)

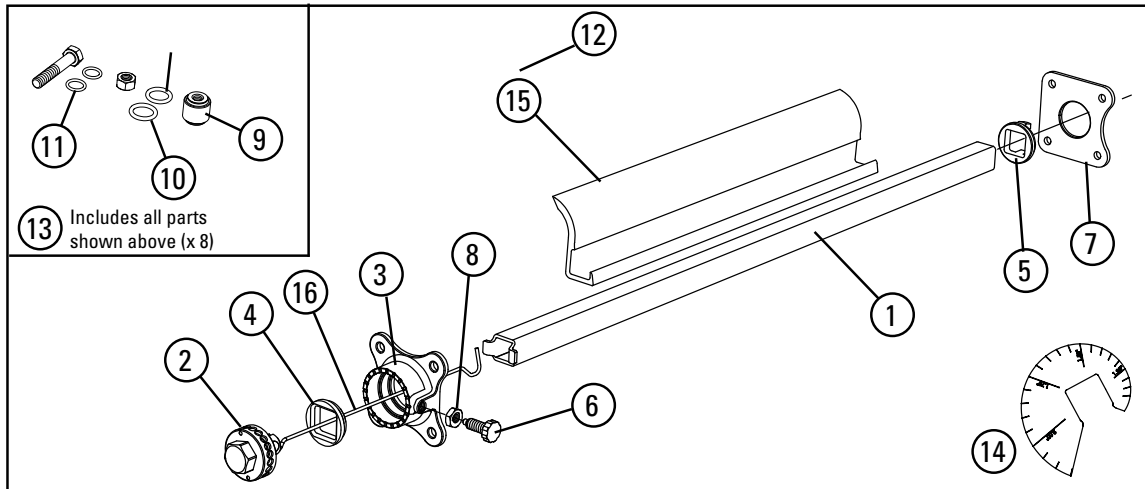
	DESCRIPTION	ORDERING NUMBER	ITEM CODE
1	Frame Mount	FGP-MOUNT-FRAME	56585
2	Flange Bearing Mount	FGP-MOUNT-FLANGE-BEARING	56586
3	Base Bearing Mount	FGP-MOUNT-BASE-BEARING	56587
4	Two-Piece Mount	FGP-MOUNT-TWO-PIECE	56588
5	Secondary Position Angle Bracket	FGP-SECONDARY-ADAPTER-BRKT	56739



 **Stock Items** (non-shaded)  
 **Made To Order Items** (shaded). Contact Flexco for lead times, minimum order may apply.

# FGP Food Grade Primary Cleaner

Please apply BCP discounts for all Light-Duty BCPs found in this book.



## FGP FOOD GRADE PRIMARY CLEANER REPLACEMENT PARTS


REF	DESCRIPTION	ORDERING NUMBER	ITEM CODE	WT. KGS.
1	610 mm (24") Pole	FGPL-24/610	56503	1.2
	762 mm (30") Pole	FGPL-30/762	56504	1.5
	914 mm (36") Pole	FGPL-36/914	56505	1.9
	1067 mm (42") Pole	FGPL-42/1067	56506	2.2
	1219 mm (48") Pole	FGPL-48/1219	56507	2.5
	1372 mm (54") Pole	FGPL-54/1372	56508	2.8
	1524 mm (60") Pole	FGPL-60/1524	56509	3.1
	1676 mm (66") Pole	FGPL-66/1676	56510	3.4
1829 mm (72") Pole	FGPL-72/1829	56511	3.8	
2	Torsion Hub Assembly	FGTHUB	56519	0.3
3	Torsion Housing	FGTHSG	56520	0.4
4	Torsion Bushing	FGTBSG	56521	0.05
5	Pole Bushing	FGPBSG	56522	0.05
6	Thumb Screw	FGPIN	56523	0.05
7	End Plate	FGENDPLT	56524	0.2
8	Jam/Locking Nut	FGHEXNUT	56525	0.05
9	Standoff Kit (8 pc)	FGSTNDOFFKIT/8	56526	0.3
	Standoff (1 pc)	FGSTNDOFFKIT/1	56529	0.05
10	Large O-ring (1 pc)	FGO-RLG/1	56530	0.05
11	Small O-ring (1 pc)	FGO-RSM/1	56567	0.05
12	O-ring Kit (16 pcs. ea. Items 10 & 11)	FGO-RGKIT/32	56528	0.05
13	Hardware Kit	FGHRDWRKIT	56527	0.5
14	"C" Dimension Gauge	FG-C-GAUGE	56568	0.05

## FGP FOOD GRADE PRIMARY CLEANER REPLACEMENT SPRINGS

REF	DESCRIPTION	ORDERING NUMBER	ITEM CODE	WT. KGS.
16	Torsion Spring 305 mm (12") to 457 mm (18") Blades	FGTS-18/508	56500	0.05
	Torsion Spring 483 mm (19") to 762 mm (30") Blades	FGTS-30/762	56501	0.05
	Torsion Spring 787 mm (31") to 1524 mm (60") Blades	FGTS-60/1524	56502	0.05

## FGP FOOD GRADE PRIMARY CLEANER REPLACEMENT BLADES

REF	DESCRIPTION	ORDERING NUMBER	ITEM CODE	WT. KGS.
15	305 mm (12") Blue Blade	FGB-BL3-12/305	56531	0.2
	457 mm (18") Blue Blade	FGB-BL3-18/457	56532	0.3
	610 mm (24") Blue Blade	FGB-BL3-24/610	56533	0.4
	762 mm (30") Blue Blade	FGB-BL3-30/762	56534	0.5
	914 mm (36") Blue Blade	FGB-BL3-36/914	56535	0.6
	1067 mm (42") Blue Blade	FGB-BL3-42/1067	56536	0.7
	1219 mm (48") Blue Blade	FGB-BL3-48/1219	56537	0.8
	1372 mm (54") Blue Blade	FGB-BL3-54/1372	56538	1.0
	1524 mm (60") Blue Blade	FGB-BL3-60/1524	56539	1.0
	305 mm (12") White Blade	FGB-W3-12/305	56540	0.2
	457 mm (18") White Blade	FGB-W3-18/457	56541	0.3
	610 mm (24") White Blade	FGB-W3-24/610	56542	0.4
	762 mm (30") White Blade	FGB-W3-30/762	56543	0.5
	914 mm (36") White Blade	FGB-W3-36/914	56544	0.6
	1067 mm (42") White Blade	FGB-W3-42/1067	56545	0.7
	1219 mm (48") White Blade	FGB-W3-48/1219	56546	0.8
	1372 mm (54") White Blade	FGB-W3-54/1372	56547	1.0
	1524 mm (60") White Blade	FGB-W3-60/1524	56548	1.0
	305 mm (12") Metal Detectable Blade	FGB-MD3-12/305	56558	0.2
	457 mm (18") Metal Detectable Blade	FGB-MD3-18/457	56559	0.3
	610 mm (24") Metal Detectable Blade	FGB-MD3-24/610	56560	0.4
	762 mm (30") Metal Detectable Blade	FGB-MD3-30/762	56561	0.5
	914 mm (36") Metal Detectable Blade	FGB-MD3-36/914	56562	0.6
	1067 mm (42") Metal Detectable Blade	FGB-MD3-42/1067	56563	0.7
1219 mm (48") Metal Detectable Blade	FGB-MD3-48/1219	56564	0.8	
1372 mm (54") Metal Detectable Blade	FGB-MD3-54/1372	56565	1.0	
1524 mm (60") Metal Detectable Blade	FGB-MD3-60/1524	56566	1.0	
305 mm (12") Dual Durometer Blade	FGB-MDDD3-12/305	56549	0.3	
457 mm (18") Dual Durometer Blade	FGB-MDDD3-18/457	56550	0.4	
610 mm (24") Dual Durometer Blade	FGB-MDDD3-24/610	56551	0.5	
762 mm (30") Dual Durometer Blade	FGB-MDDD3-30/762	56552	0.6	
914 mm (36") Dual Durometer Blade	FGB-MDDD3-36/914	56553	0.2	
1067 mm (42") Dual Durometer Blade	FGB-MDDD3-42/1067	56554	0.8	
1219 mm (48") Dual Durometer Blade	FGB-MDDD3-48/1219	56555	0.9	
1372 mm (54") Dual Durometer Blade	FGB-MDDD3-54/1372	56556	1.1	
1524 mm (60") Dual Durometer Blade	FGB-MDDD3-60/1524	56557	1.2	



## FGP-ES Food Grade Primary Cleaner with External Spring General Information

The FGP-ES Food Grade Primary Cleaner with External Spring from Flexco is easy to install, easy to maintain, and disassembles in a snap for regular cleaning and sanitization. The FGP-ES Food Grade Primary Cleaner with External Spring works on any belt from 4" to 60" and the blade is available in both white and blue FDA approved food grade material.

### Features and Benefits

- Made of FDA approved materials for use in food applications.
- Verified by BISSC for use in industrial baking operations.
- Compliant with EU 1934/2004 food contact requirements.
- Simple design limits crevices and opportunities for bacteria growth.
- Snap on/off blade for ease of cleaning and blade replacement.
- Minimal hardware so installation, tensioning, and blade replacement are easy.
- Easily tensioned to minimize blade wear, eliminate belt damage, and maximize cleanability.
- Available in standard blade widths from 305 mm to 1219 mm (12" to 48"). Can be cut to size.
- Installation gauge ensures proper pole location for optimal cleaning.
- Compatible with endless as well as mechanical splices.
- Includes installation side plates, standoffs and necessary hardware.
- Available with dual tensioners for cleaners with blades above 1219 mm (48").

### Specifications:

<ul style="list-style-type: none"> <li>• <b>Temperature Range</b> UHMW: -29°C to 60°C (-20°F to 140°F) Dual Durometer: 0°C to 60°C (+32°F to 140°F)</li> </ul>	<ul style="list-style-type: none"> <li>• <b>Blade Height</b> UHMW: 76 mm (3.0") Dual Durometer: 76 mm (3.0")</li> <li>• <b>Blade Length Range</b> 305mm to 1219mm (12" to 48")</li> </ul>	<ul style="list-style-type: none"> <li>• <b>Cleaner Construction Material</b> Solid 304 Stainless Steel</li> <li>• <b>Blade Hardness</b> UHMW: 63D Shore Hardness Urethane: 85A Shore Hardness</li> </ul>	<ul style="list-style-type: none"> <li>• <b>Blade Material</b> Food-grade UHMW, UHMW with Stainless Steel, or Urethane with PVC</li> </ul>
--	---	---	--

### How to choose the correct size Cleaner for your conveyor:

1. Measure your belt width.
2. Choose the Blade Length that corresponds to your belt width.
3. Measure your conveyor outside to outside width.
4. Verify the Maximum Conveyor Width shown in the selection chart is larger than your outside to outside conveyor width. If your conveyor width is larger than the maximum width shown, choose the next larger Blade Length that accommodates your conveyor width.
5. Blade, blade support bar, and shaft can be cut to users required length. Shaft must be 6" longer than the outside width of conveyor structure at the mounting location. For cleaners that are 54", shaft must be 12" longer than the outside width of the conveyor structure at the mounting location.



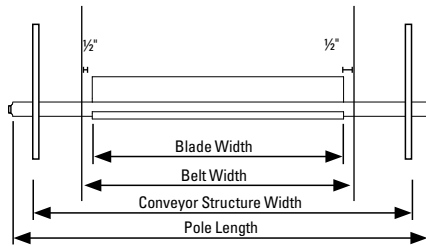
# FGP-ES Food Grade Primary Cleaner External Spring



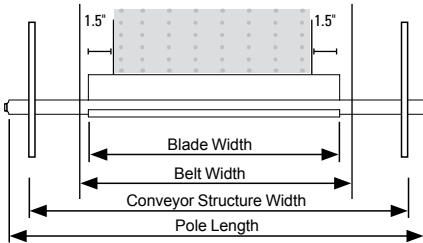
## FGP-ES FOOD GRADE PRIMARY CLEANER – EXTERNAL SPRING SPECIFICATIONS

### Recommended blade width:

Belt Width Minus (25 mm) (1")



Material Path Plus 76 mm (3")



### POLE LENGTHS

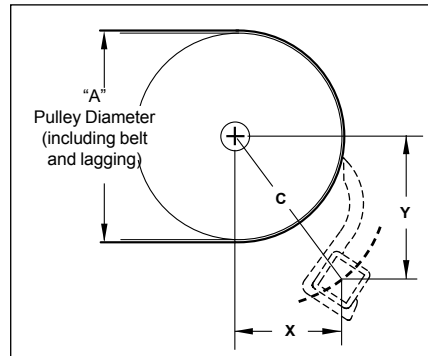
POLE LENGTH		STANDARD BLADE LENGTH		MINIMUM BLADE LENGTH		MINIMUM CONVEYOR WIDTH AT CLEANER MOUNTING LOCATION		MAXIMUM CONVEYOR WIDTH AT CLEANER MOUNTING LOCATION	
mm	in	mm	in	mm	in	mm	in	mm	in
610	24	305	12	229	9	279	11	556	22
813	30	457	18	229	9	356	14	708	28
965	36	610	24	229	9	508	20	861	34
1067	42	813	30	457	18	660	26	1013	40
1219	48	965	36	457	18	813	32	1165	46
1372	54	1067	42	457	18	965	38	1318	52
1524	60	1219	48	457	18	1118	44	1470	58

### POLE LOCATION

A		X		Y		C	
mm	in.	mm	in.	mm	in.	mm	in.
51	2.0	24	0.95	76	2.98	80	3.13
64	2.5	30	1.19	77	3.03	83	3.25
76	3.0	37	1.44	78	3.08	86	3.39
89	3.5	43	1.68	79	3.12	90	3.55
102	4.0	49	1.93	81	3.17	94	3.71
114	4.5	55	2.18	82	3.22	99	3.88
127	5.0	61	2.42	83	3.27	103	4.06
140	5.5	68	2.67	84	3.31	108	4.25
152	6.0	74	2.91	85	3.36	113	4.45
165	6.5	80	3.16	87	3.41	118	4.64
178	7.0	86	3.40	88	3.46	123	4.85
191	7.5	93	3.65	89	3.51	129	5.06
203	8.0	99	3.89	90	3.55	134	5.27
216	8.5	105	4.14	91	3.60	139	5.48
229	9.0	111	4.38	93	3.65	145	5.70
241	9.5	118	4.63	94	3.70	150	5.92
254	10.0	124	4.88	95	3.74	156	6.14

A = Diameter of pulley + lagging thickness + belt thickness  
C = Centerline of pulley to centerline of cleaner pole.

### POLE LOCATION SPECS



- Stock Items** (non-shaded)
  - Made To Order Items** (shaded) extended lead time, minimum order may apply.
- Special Metals** and **Special Length** Cards are available. Request quote for price and delivery.



# FGP-ES Food Grade Primary Cleaner External Spring

Please apply BCP discounts for all Light-Duty BCPs found in this book.

## FGP-ES FOOD GRADE PRIMARY CLEANER – EXTERNAL SPRING

BLADE WIDTH	MAXIMUM CONVEYOR WIDTH	WEIGHT	WHITE BLADE		BLUE BLADE	
			ORDERING NUMBER	ITEM CODE	ORDERING NUMBER	ITEM CODE
305	559	6.2	FGPES-A-W3-12/305	106414	FGPES-A-BL3-12/305	106400
			FGPES-B-W3-12/305	106415	FGPES-B-BL3-12/305	106401
457	711	6.8	FGPES-A-W3-18/457	106416	FGPES-A-BL3-18/457	106402
			FGPES-B-W3-18/457	106417	FGPES-B-BL3-18/457	106403
610	864	7.6	FGPES-A-W3-24/610	106418	FGPES-A-BL3-24/610	106404
			FGPES-B-W3-24/610	106419	FGPES-B-BL3-24/610	106405
762	1016	8.4	FGPES-A-W3-30/762	106420	FGPES-A-BL3-30/762	106406
			FGPES-B-W3-30/762	106421	FGPES-B-BL3-30/762	106407
914	1168	9.2	FGPES-A-W3-36/914	106422	FGPES-A-BL3-36/914	106408
			FGPES-B-W3-36/914	106423	FGPES-B-BL3-36/914	106409
1067	1321	10.0	FGPES-A-W3-42/1067	106424	FGPES-A-BL3-42/1067	106410
			FGPES-B-W3-42/1067	106425	FGPES-B-BL3-42/1067	106411
1219	1473	10.8	FGPES-A-W3-48/1219	106426	FGPES-A-BL3-48/1219	106412
			FGPES-B-W3-48/1219	106427	FGPES-B-BL3-48/1219	106413

**Product Notes:**


- Shaft length = blade length + 300 mm on standard cleaners.
- Blade and/or Shaft can be cut to user's required length.
- Shaft must be 50 mm longer than the outside width of the conveyor structure at the mounting location.
- Weights are approximate and are subject to change by manufacturer, Dual durometer blade is not compliant with Health Canada or EU 1935/2004.

## FGP-ES FOOD GRADE PRIMARY CLEANER – EXTERNAL SPRING

BLADE WIDTH	MAXIMUM CONVEYOR WIDTH	WEIGHT	BLUE METAL DETECTABLE BLADE		BLUE DUAL DUROMETER BLADE	
			ORDERING NUMBER	ITEM CODE	ORDERING NUMBER	ITEM CODE
305	559	6.2	FGPES-A-MD3-12/305	106428	FGPES-A-MDDD3-12/305	106442
			FGPES-B-MD3-12/305	106429	FGPES-B-MDDD3-12/305	106443
457	711	6.8	FGPES-A-MD3-18/457	106430	FGPES-A-MDDD3-18/457	106444
			FGPES-B-MD3-18/457	106431	FGPES-B-MDDD3-18/457	106445
610	864	7.6	FGPES-A-MD3-24/610	106432	FGPES-A-MDDD3-24/610	106446
			FGPES-B-MD3-24/610	106433	FGPES-B-MDDD3-24/610	106447
762	1016	8.4	FGPES-A-MD3-30/762	106434	FGPES-A-MDDD3-30/762	106448
			FGPES-B-MD3-30/762	106435	FGPES-B-MDDD3-30/762	106449
914	1168	9.2	FGPES-A-MD3-36/914	106436	FGPES-A-MDDD3-36/914	106450
			FGPES-B-MD3-36/914	106437	FGPES-B-MDDD3-36/914	106451
1067	1321	10.0	FGPES-A-MD3-42/1067	106438	FGPES-A-MDDD3-42/1067	106452
			FGPES-B-MD3-42/1067	106439	FGPES-B-MDDD3-42/1067	106453
1219	1473	10.8	FGPES-A-MD3-48/1219	106440	FGPES-A-MDDD3-48/1219	106454
			FGPES-B-MD3-48/1219	106441	FGPES-B-MDDD3-48/1219	106455


**Product Notes:**

- Shaft length = blade length + 300 mm on standard cleaners.
- Blade and/or Shaft can be cut to user's required length.
- Shaft must be 50 mm longer than the outside width of the conveyor structure at the mounting location.
- Weights are approximate and are subject to change by manufacturer, Dual durometer blade is not compliant with Health Canada or EU 1935/2004.

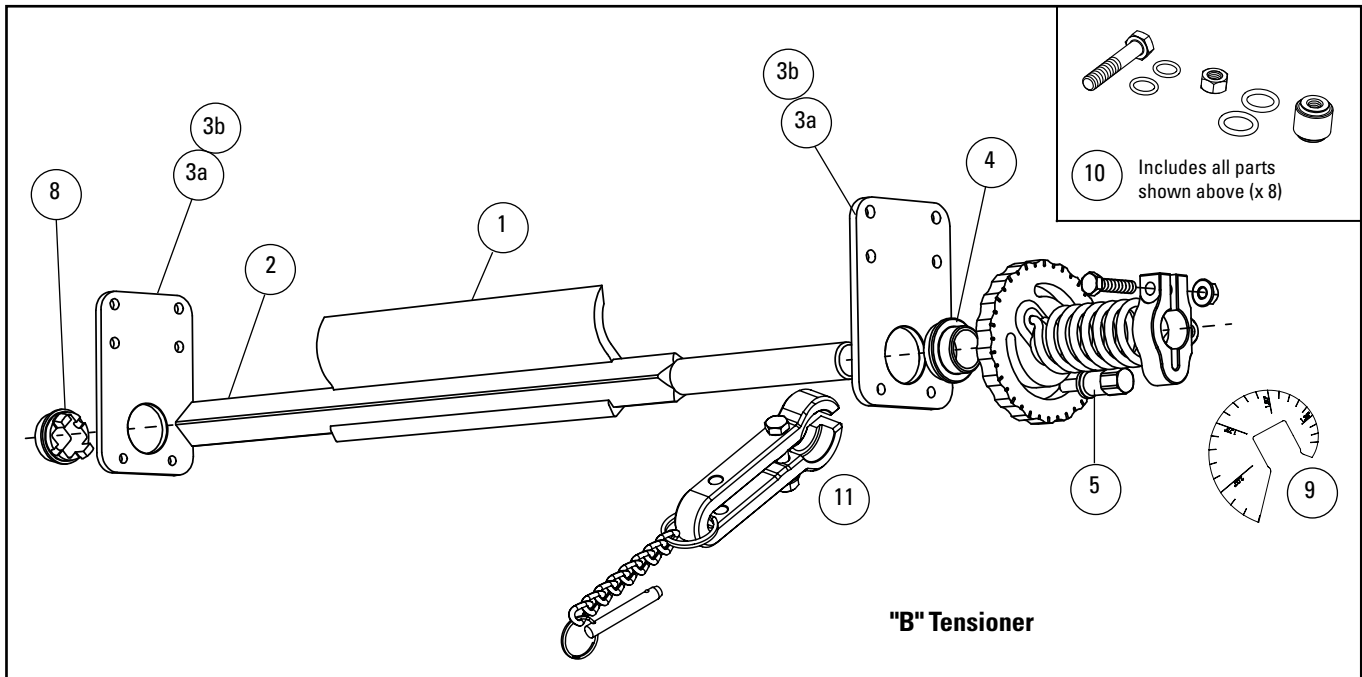


"B" Tensioner Shown

# FGP-ES Food Grade Primary Cleaner External Spring



Please apply BCP discounts for all Light-Duty BCPs found in this book.



## FGP-ES FOOD GRADE PRIMARY CLEANER – EXTERNAL SPRING REPLACEMENT PARTS

REF	DESCRIPTION	ORDERING NUMBER	ITEM CODE	WT. KGS.
1	Blade (See Replacement Blade table)			
2	28" (711 mm) Shaft	FG-SQSB-28/711	103328	3.6
	34" (863 mm) Shaft	FG-SQSB-34/863	103329	4.3
	40" (1016 mm) Shaft	FG-SQSB-40/1016	103330	5.1
	46" (1168 mm) Shaft	FG-SQSB-46/1168	103331	5.9
	52" (1320 mm) Shaft	FG-SQSB-52/1320	103332	6.7
	58" (1473 mm) Shaft	FG-SQSB-58/1473	103333	7.4
64" (1625 mm) Shaft	FG-SQSB-64/1625	103334	8.2	
3a	End Plate	FGS-MP MOUNTING PLATE	57250	0.4
3b	End Plate	FGS-FGPES-PM BLANK MNTG PLT	57258	0.4
3b	End Plate - Europe	FGS-FGPES-EU-MP MOUNTING PLATE	57251	0.3
4	Plastic Bushing (Round)	FGPS-BSG-RNG	103335	0.05
5	Set Bolt	BOLT POSITIONING FGS	57252	0.05
8	Plastic Bushing (Square)	FGPS-BSG-SQ	103336	0.05
9	"C" Dimension Gauge	FG-C-GAUGE	56568	0.05
10	Hardware kit	FGPSHWKIT RPL HARDWARE KIT	103687	0.5
11	Locking Lever	FG LEVER KIT	104674	0.5

**Note:** Cleaners with a dual durometer blade use replacement mounting plates 57250 and 57258. All other cleaners use replacement mounting plates 57251 and 57258.

Stock Items (non-shaded)

Made To Order Items (shaded) extended lead time, minimum order may apply.


Special Metals and Special Length Cards are available. Request quote for price and delivery.

## FGP-ES FOOD GRADE PRIMARY CLEANER – EXTERNAL SPRING REPLACEMENT BLADES

REF	DESCRIPTION	ORDERING NUMBER	ITEM CODE	WT. KGS.
1	12" (305 mm) Blue Blade	FGB-BL3-12/305	56531	0.2
	18" (457 mm) Blue Blade	FGB-BL3-18/457	56532	0.3
	24" (610 mm) Blue Blade	FGB-BL3-24/610	56533	0.4
	30" (762 mm) Blue Blade	FGB-BL3-30/762	56534	0.5
	36" (914 mm) Blue Blade	FGB-BL3-36/914	56535	0.6
	42" (1067 mm) Blue Blade	FGB-BL3-42/1067	56536	0.7
	48" (1219 mm) Blue Blade	FGB-BL3-48/1219	56537	0.8
	12" (305 mm) White Blade	FGB-W3-12/305	56540	0.2
	18" (457 mm) White Blade	FGB-W3-18/457	56541	0.3
	24" (610 mm) White Blade	FGB-W3-24/610	56542	0.4
	30" (762 mm) White Blade	FGB-W3-30/762	56543	0.5
	36" (914 mm) White Blade	FGB-W3-36/914	56544	0.6
	42" (1067 mm) White Blade	FGB-W3-42/1067	56545	0.7
	48" (1219 mm) White Blade	FGB-W3-48/1219	56546	0.8
	12" (305 mm) Metal Detectable Blade	FGB-MD3-12/305	56558	0.2
	18" (457 mm) Metal Detectable Blade	FGB-MD3-18/457	56559	0.3
	24" (610 mm) Metal Detectable Blade	FGB-MD3-24/610	56560	0.4
	30" (762 mm) Metal Detectable Blade	FGB-MD3-30/762	56561	0.5
	36" (914 mm) Metal Detectable Blade	FGB-MD3-36/914	56562	0.6
	42" (1067 mm) Metal Detectable Blade	FGB-MD3-42/1067	56563	0.7
	48" (1219 mm) Metal Detectable Blade	FGB-MD3-48/1219	56564	0.8
	12" (305 mm) Dual Durometer Blade	FGB-MDDD3-12/305	56549	0.2
	18" (457 mm) Dual Durometer Blade	FGB-MDDD3-18/457	56550	0.3
	24" (610 mm) Dual Durometer Blade	FGB-MDDD3-24/610	56551	0.4
30" (762 mm) Dual Durometer Blade	FGB-MDDD3-30/762	56552	0.5	
36" (914 mm) Dual Durometer Blade	FGB-MDDD3-36/914	56553	0.6	
42" (1067 mm) Dual Durometer Blade	FGB-MDDD3-42/1067	56554	0.7	
48" (1219 mm) Dual Durometer Blade	FGB-MDDD3-48/1219	56555	0.8	

## FGP-ES FOOD GRADE CLEANER TENSIONERS

REF	DESCRIPTION	ORDERING NUMBER	ITEM CODE	WT. KGS.
-	"A" Tensioner - Left	FGTC-TWA TENSIONER WELDMENT A	106279	1.04
-	"B" Tensioner - Right	FGTC-TWB TENSIONER WELDMENT B	106280	1.04



## FGS Food Grade Secondary Cleaner General Information

The FGS Food Grade Secondary Cleaner from Flexco is easy to install, easy to maintain, and disassembles in a snap for regular cleaning and sanitization. The FGS Secondary Cleaner works on any belt from 300 mm to 2134 mm and the blade is available in both white and blue FDA approved food grade material.

### Features and Benefits

- Made of FDA approved materials for use in food applications.
- Verified by BISSC for use in industrial baking operations.
- Compliant with EU 1934/2004 food contact requirements.
- Simple design limits crevices and opportunities for bacteria growth.
- Snap on/off blade for ease of cleaning and blade replacement.
- Minimal hardware so installation, tensioning, and blade replacement are easy.
- Easily tensioned to minimize blade wear, eliminate belt damage, and maximize cleanability.
- Available in standard blade widths from 305 mm to 1829 mm. Can be cut to size.
- Installation gauge ensures proper pole location for optimal cleaning.
- Compatible with endless as well as mechanical splices.
- Includes installation side plates, standoffs and necessary hardware.
- Available with dual tensioners for cleaners with blades above 1220 mm.

### Specifications:

<ul style="list-style-type: none"> <li>• <b>Temperature Range</b> UHMW: -29°C to 60°C Dual Durometer: 0°C to 60°C</li> </ul>	<ul style="list-style-type: none"> <li>• <b>Blade Height</b> UHMW: 50 mm Dual Durometer: 76 mm</li> <li>• <b>Blade Length Range</b> 305 mm to 1829 mm</li> </ul>	<ul style="list-style-type: none"> <li>• <b>Cleaner Construction Material</b> Solid 304 Stainless Steel</li> <li>• <b>Blade Hardness</b> UHMW: 63D Shore Hardness Urethane: 85A Shore Hardness</li> </ul>	<ul style="list-style-type: none"> <li>• <b>Blade Material</b> Food-grade UHMW, UHMW with Stainless Steel, or Urethane with PVC</li> </ul>
--	--	---	--

### How to choose the correct size Cleaner for your conveyor:

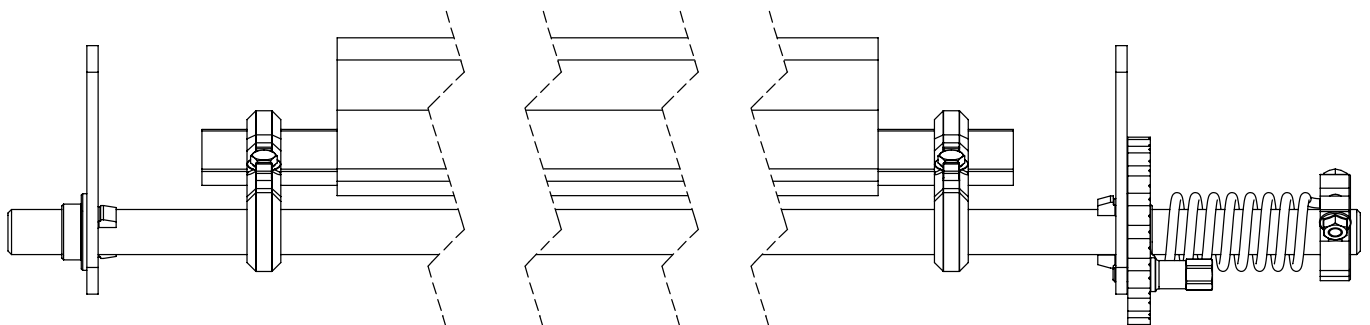
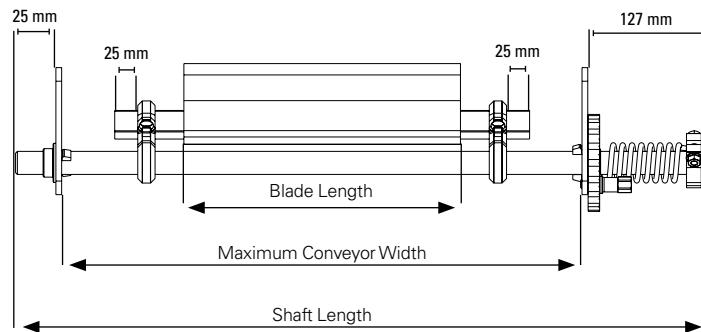
1. Measure your belt width.
2. Choose the Blade Length that corresponds to your belt width.
3. Measure your conveyor outside to outside width.
4. Verify the Maximum Conveyor Width shown in the selection chart is larger than your outside to outside conveyor width. If your conveyor width is larger than the maximum width shown, choose the next larger Blade Length that accommodates your conveyor width.
5. Blade, blade support bar, and shaft can be cut to users required length. Shaft must be 150 mm longer than the outside width of conveyor structure at the mounting location. For cleaners that are 1372 mm, shaft must be 305 mm longer than the outside width of the conveyor structure at the mounting location.





## FGS FOOD GRADE SECONDARY CLEANER SPECIFICATIONS

### BLADE LENGTHS

BLADE LENGTH	SUPPORT BAR LENGTH	MAXIMUM CONVEYOR WIDTH
mm	mm	mm
305	381	508
457	533	660
610	686	813
762	838	965
914	991	1118
1067	1143	1270
1219	1295	1422
1372	1448	1626
1524	1600	1778
1676	1753	1930
1829	1905	2083
1981	2031	2235
2134	2184	2388



1372 mm thru 2134 mm  
 Length Cleaners  
 2x Tensioning Components  
 3 Swing Arms w/Slotted Blades

 **Stock Items** (non-shaded)  
 **Made To Order Items** (shaded). Contact Flexco for lead times, minimum order may apply.



# FGS Food Grade Secondary Cleaner

Please apply BCP discounts for all Light-Duty BCPs found in this book.

## FGS FOOD GRADE SECONDARY CLEANER

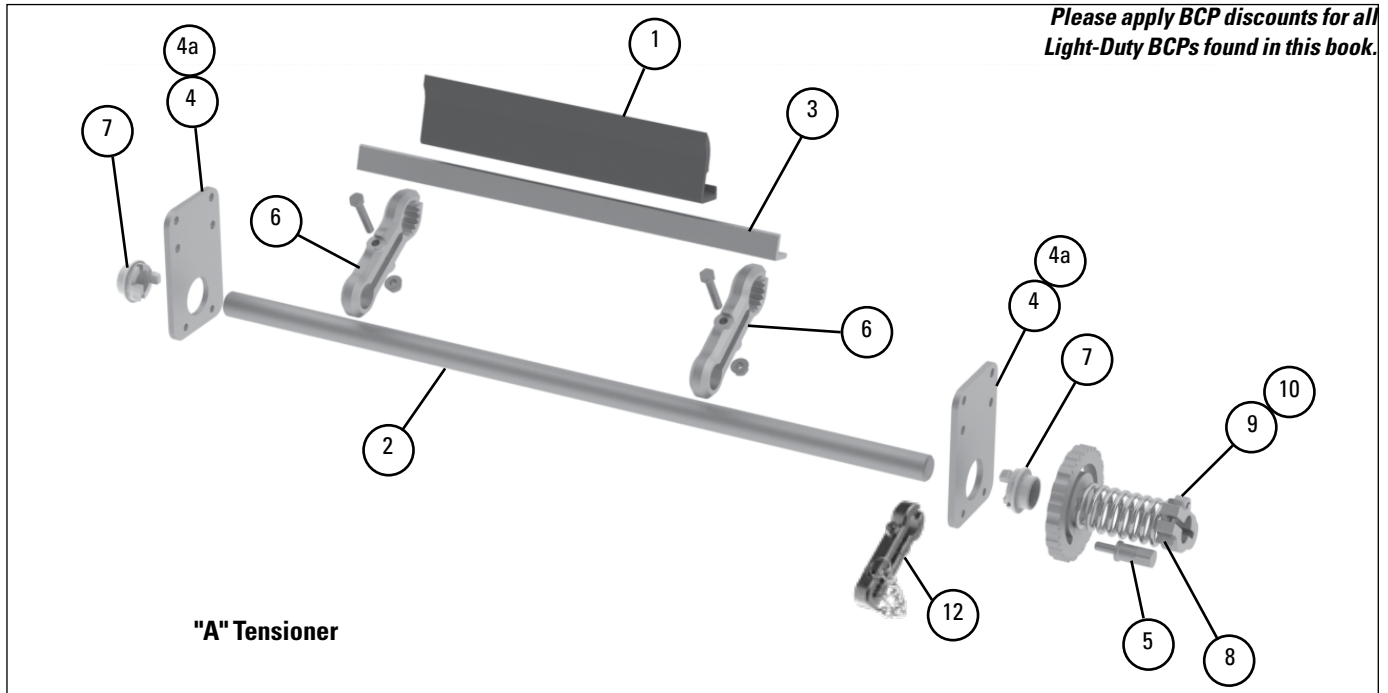

BLADE WIDTH	MAXIMUM CONVEYOR WIDTH	WEIGHT	WHITE BLADE		BLUE BLADE	
			ORDERING NUMBER	ITEM CODE	ORDERING NUMBER	ITEM CODE
mm	mm	KGS.				
305	508	7.5	FGS-A-W2-12/305	106320	FGS-A-BL2-12/305	106300
			FGS-B-W2-12/305	106321	FGS-B-BL2-12/305	106301
457	660	8.4	FGS-A-W2-18/457	106322	FGS-A-BL2-18/457	106302
			FGS-B-W2-18/457	106323	FGS-B-BL2-18/457	106303
610	813	9.3	FGS-A-W2-24/610	106324	FGS-A-BL2-24/610	106304
			FGS-B-W2-24/610	106325	FGS-B-BL2-24/610	106305
762	965	10.2	FGS-A-W2-30/762	106326	FGS-A-BL2-30/762	106306
			FGS-B-W2-30/762	106327	FGS-B-BL2-30/762	106307
914	1118	11.1	FGS-A-W2-36/914	106328	FGS-A-BL2-36/914	106308
			FGS-B-W2-36/914	106329	FGS-B-BL2-36/914	106309
1067	1270	11.9	FGS-A-W2-42/1067	106330	FGS-A-BL2-42/1067	106310
			FGS-B-W2-42/1067	106331	FGS-B-BL2-42/1067	106311
1219	1422	12.8	FGS-A-W2-48/1219	106332	FGS-A-BL2-48/1219	106312
			FGS-B-W2-48/1219	106333	FGS-B-BL2-48/1219	106313
1372	1626	14.2	FGS-AB-W2-54/1372	106334	FGS-AB-BL2-54/1372	106314
			1524	1778	15.1	FGS-AB-W2-60/1524
1676	1930	16.0	FGS-AB-W2-66/1676	106336	FGS-AB-BL2-66/1676	106316
			1829	2083	16.9	FGS-AB-W2-72/1829

NOTE: Weights are approximate and are subject to change by manufacturer.

BLADE WIDTH	MAXIMUM CONVEYOR WIDTH	WEIGHT	BLUE METAL DETECTABLE BLADE		BLUE DUAL DUROMETER BLADE	
			ORDERING NUMBER	ITEM CODE	ORDERING NUMBER	ITEM CODE
mm	mm	KGS.				
305	508	7.5	FGS-A-MD2-12/305	106340	FGS-A-MDDD3-12/305	106360
			FGS-B-MD2-12/305	106341	FGS-B-MDDD3-12/305	106361
457	660	8.4	FGS-A-MD2-18/457	106342	FGS-A-MDDD3-18/457	106362
			FGS-B-MD2-18/457	106343	FGS-B-MDDD3-18/457	106363
610	813	9.3	FGS-A-MD2-24/610	106344	FGS-A-MDDD3-24/610	106364
			FGS-B-MD2-24/610	106345	FGS-B-MDDD3-24/610	106365
762	965	10.2	FGS-A-MD2-30/762	106346	FGS-A-MDDD3-30/762	106366
			FGS-B-MD2-30/762	106347	FGS-B-MDDD3-30/762	106367
914	1118	11.1	FGS-A-MD2-36/914	106348	FGS-A-MDDD3-36/914	106368
			FGS-B-MD2-36/914	106349	FGS-B-MDDD3-36/914	106369
1067	1270	11.9	FGS-A-MD2-42/1067	106350	FGS-A-MDDD3-42/1067	106370
			FGS-B-MD2-42/1067	106351	FGS-B-MDDD3-42/1067	106371
1219	1422	12.8	FGS-A-MD2-48/1219	106352	FGS-A-MDDD3-48/1219	106372
			FGS-B-MD2-48/1219	106353	FGS-B-MDDD3-48/1219	106373
1372	1626	14.2	FGS-AB-MD2-54/1372	106354	FGS-AB-MDDD3-54/1372	106374
			1524	1778	15.1	FGS-AB-MD2-60/1524
1676	1930	16.0	FGS-AB-MD2-66/1676	106356	FGS-AB-MDDD3-66/1676	106376
			1829	2083	16.9	FGS-AB-MD2-72/1829



NOTE: Weights are approximate and are subject to change by manufacturer.

# FGS Food Grade Secondary Cleaner



## FGS FOOD GRADE SECONDARY CLEANER REPLACEMENT BLADES

REF	BLADE WIDTH	ORDERING NUMBER	ITEM CODE	WT. KGS.	BLADE WIDTH	ORDERING NUMBER	ITEM CODE	WT. KGS.
	<b>Blue Blades</b>				<b>Metal Detectable Blades</b>			
	305mm (12")	FGB-BL2-12/305 RPL BLADE BLUE	57100	0.1	305mm (12")	FGB-MD2-12/305 RPL BLD MTL DT	57140	0.1
	457mm (18")	FGB-BL2-18/457 RPL BLADE BLUE	57101	0.2	457mm (18")	FGB-MD2-18/457 RPL BLD MTL DT	57141	0.2
	610mm (24")	FGB-BL2-24/610 RPL BLADE BLUE	57102	0.3	610mm (24")	FGB-MD2-24/610 RPL BLD MTL DT	57142	0.3
	762mm (30")	FGB-BL2-30/762 RPL BLADE BLUE	57103	0.4	762mm (30")	FGB-MD2-30/762 RPL BLD MTL DT	57143	0.4
	914mm (36")	FGB-BL2-36/914 RPL BLADE BLUE	57104	0.4	914mm (36")	FGB-MD2-36/914 RPL BLD MTL DT	57144	0.4
	1067mm (42")	FGB-BL2-42/1067 RPL BLADE BLUE	57105	0.5	1067mm (42")	FGB-MD2-42/1067 RPL BLD MTL DT	57145	0.5
	1219mm (48")	FGB-BL2-48/1219 RPL BLADE BLUE	57106	0.5	1219mm (48")	FGB-MD2-48/1219 RPL BLD MTL DT	57146	0.5
	1372mm (54")	FGB-BL2-54/1372 RPL BLADE BLUE	57107	0.6	1372mm (54")	FGB-MD2-54/1372 RPL BLD MTL DT	57147	0.6
	1524mm (60")	FGB-BL2-60/1524 RPL BLADE BLUE	57108	0.7	1524mm (60")	FGB-MD2-60/1524 RPL BLD MTL DT	57148	0.7
	1981mm (78")	FGB-BL2-78/1981 RPL BLADE BLUE	57111	1.0	1981mm (78")	FGB-MD2-78/1981 RPL BLD MTL DT	57151	1.0
	2134mm (84")	FGB-BL2-84/2134 RPL BLADE BLUE	57112	1.1	2134mm (84")	FGB-MD2-84/2134 RPL BLD MTL DT	57152	1.1
1	<b>White Blades</b>				<b>Dual Durometer Blades</b>			
	305mm (12")	FGB-W2-12/305 RPL BLADE WHT	57120	0.1	305mm (12")	FGB-MDDD3-12/305	56549	0.2
	457mm (18")	FGB-W2-18/457 RPL BLADE WHT	57121	0.2	457mm (18")	FGB-MDDD3-18/457	56550	0.3
	610mm (24")	FGB-W2-24/610 RPL BLADE WHT	57122	0.3	610mm (24")	FGB-MDDD3-24/610	56551	0.4
	762mm (30")	FGB-W2-30/762 RPL BLADE WHT	57123	0.4	762mm (30")	FGB-MDDD3-30/762	56552	0.5
	914mm (36")	FGB-W2-36/914 RPL BLADE WHT	57124	0.4	914mm (36")	FGB-MDDD3-36/914	56553	0.6
	1067mm (42")	FGB-W2-42/1067 RPL BLADE WHT	57125	0.5	1067mm (42")	FGB-MDDD3-42/1067	56554	0.7
	1219mm (48")	FGB-W2-48/1219 RPL BLADE WHT	57126	0.5	1219mm (48")	FGB-MDDD3-48/1219	56555	0.8
	1372mm (54")	FGB-W2-54/1372 RPL BLADE WHT	57127	0.6	1372mm (54")	FGB-MDDD3S-54/1372 RPL BLD MDDD	57173	1.0
	1524mm (60")	FGB-W2-60/1524 RPL BLADE WHT	57128	0.7	1524mm (60")	FGB-MDDD3S-60/1524 RPL BLD MDDD	57174	1.0
	1981mm (78")	FGB-W2-78/1981 RPL BLADE WHT	57131	1.0	1981mm (78")	FGB-MDDD3S-78/1981 RPL BLD MDDD	57177	1.5
	2134mm (84")	FGB-W2-84/2134 RPL BLADE WHT	57132	1.1	2134mm (84")	FGB-MDDD3S-84/2134 RPL BLD MDDD	57178	1.6

 **Stock Items** (non-shaded)  
 **Made To Order Items** (shaded). Contact Flexco for lead times, minimum order may apply.



# FGS Food Grade Secondary Cleaner

## FGS FOOD GRADE SECONDARY CLEANER REPLACEMENT PARTS

*Please apply BCP discounts for all  
Light-Duty BCPs found in this book.*

REF	DESCRIPTION	ORDERING NUMBER	ITEM CODE	WT. KGS.
2	30" (762 mm) Shaft	FGS-S-30/762 REPL SHAFT	57180	3.0
	36" (914 mm) Shaft	FGS-S-36/914 REPL SHAFT	57181	3.6
	42" (1067 mm) Shaft	FGS-S-42/1067 REPL SHAFT	57182	4.2
	48" (1219 mm) Shaft	FGS-S-48/1219 REPL SHAFT	57183	4.8
	54" (1372 mm) Shaft	FGS-S-54/1372 REPL SHAFT	57184	5.4
	60" (1524 mm) Shaft	FGS-S-60/1524 REPL SHAFT	57185	6.0
	66" (1676 mm) Shaft	FGS-S-66/1676 REPL SHAFT	57186	6.6
	78" (1981 mm) Shaft	FGS-S-78/1981 REPL SHAFT	57187	7.8
	84" (2134 mm) Shaft	FGS-S-84/2134 REPL SHAFT	57188	8.4
	90" (2286 mm) Shaft	FGS-S-90/2286 REPL SHAFT	57189	9.1
	96" (2438 mm) Shaft	FGS-S-96/2438 REPL SHAFT	57190	9.7
	102" (2591 mm) Shaft	FGS-S-102/2591 REPL SHAFT	57191	10.2
	108" (2743 mm) Shaft	FGS-S-108/2743 REPL SHAFT	57192	10.9
	3	18" (457 mm) Blade Support Bar	FGS-B-18/457 REPL BAR	57200
24" (610 mm) Blade Support Bar		FGS-B-24/610 REPL BAR	57201	0.6
30" (762 mm) Blade Support Bar		FGS-B-30/762 REPL BAR	57202	0.8
36" (914 mm) Blade Support Bar		FGS-B-36/914 REPL BAR	57203	0.9
42" (1067 mm) Blade Support Bar		FGS-B-42/1067 REPL BAR	57204	1.1
48" (1219 mm) Blade Support Bar		FGS-B-48/1219 REPL BAR	57205	1.3
54" (1372 mm) Blade Support Bar		FGS-B-54/1372 REPL BAR	57206	1.4
60" (1524 mm) Blade Support Bar		FGS-B-60/1524 REPL BAR	57207	1.5
66" (1676 mm) Blade Support Bar		FGS-B-66/1676 REPL BAR	57208	1.7
72" (1829 mm) Blade Support Bar		FGS-B-72/1829 REPL BAR	57209	1.9
78" (1981 mm) Blade Support Bar		FGS-B-78/1981 REPL BAR	57210	2.0
84" (2134 mm) Blade Support Bar		FGS-B-84/2134 REPL BAR	57211	2.2

## FGS FOOD GRADE SECONDARY CLEANER REPLACEMENT HARDWARE


REF	DESCRIPTION	ORDERING NUMBER	ITEM CODE	WT. KGS.
4	End Plate	FGS-MP MOUNTING PLATE	57250	0.2
4	End Plate	FGS-FGPES-PM BLANK MNTG PLT	57258	0.2
4a	End Plate - Europe	FGS-FGPES-EU-MP MOUNTING PLATE	57251	0.2
5	Set Bolt	FGS-PB POSITIONING BOLT	57252	0.0
9	Screw Stainless 1,25x35	SCREW HEX M8-1,25X35 PARTIAL THD, SS	GT208	0.0

**Note:** Cleaners with a dual durometer blade use replacement mounting plates 57250 and 57258. All other cleaners use replacement mounting plates 57251 and 57258.


## FGS FOOD GRADE CLEANER TENSIONERS

REF	DESCRIPTION	ORDERING NUMBER	ITEM CODE	WT. KGS.
-	"A" Tensioner - Left	FGTC-TWA TENSIONER WELDMENT A	106279	1.0
-	"B" Tensioner - Right	FGTC-TWB TENSIONER WELDMENT B	106280	1.0

 **Stock Items** (non-shaded)

 **Made To Order Items** (shaded). Contact Flexco for lead times, minimum order may apply.





## Light-Duty Transfer Solutions General Information

When it comes to belt-to-belt transfer of product, Flexco understands the importance of a trouble-free transition.

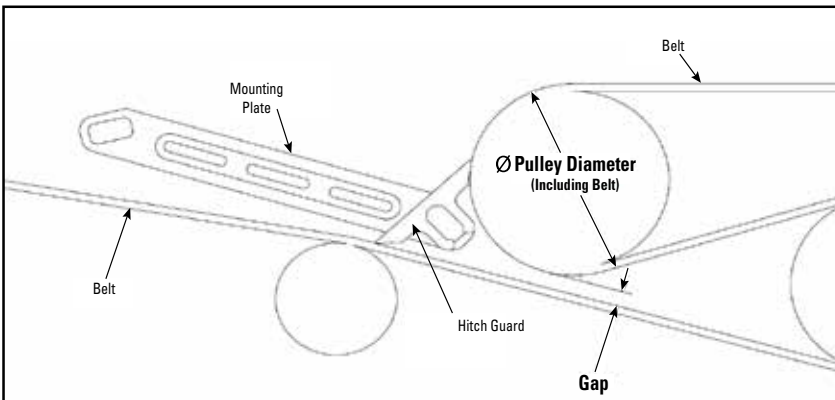
The Hitch Guard from Flexco is engineered to provide a smooth transition of product over the conveyor hitch. The Hitch Guard prevents small objects from becoming lodged between the belts at the hitch which can cause longitudinal conveyor belt tears, damage to conveyed products, and costly periods of unscheduled downtime.

Segmented Transfer Plates offer similar protection at transition points. Designed to accommodate belts up to 1500 mm (60") wide, different segment lengths can be paired together to provide options for offset mounting and accommodate gaps from 100 mm to 250 mm (4" to 10").

Both Hitch Guards and Segmented Transfer Plates are designed for individual segments to release from the support bar, so that objects are quickly dislodged while remaining segments stay secured for continued operation.

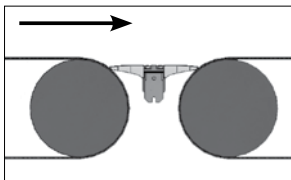
### Hitch Guard Ordering Specifications:

Pulley Diameter (mm) (including belt)	63.5	76.2	88.9	101.6	114.3	127.0	139.7	152.4	165.1
Minimum Gap Required (mm)	20.3	12.7	2.5	0	0	0	0	0	0
Maximum Gap (mm) (mounting plate installed above belt)	40.6	35.6	30.5	25.4	20.3	15.2	10.2	5.1	0

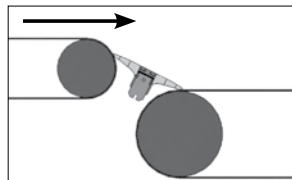


### Segmented Transfer Plate Ordering Specifications:

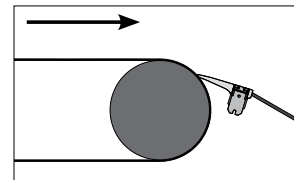
1. Specify belt width. Mounting bar is 50 mm (2") longer than specified belt width.
2. Determine transfer size required.
3. Determine mounting bar location and if offset is required.



**For horizontal to horizontal belt applications.**  
Measure distance between pulleys at a point 12 mm to 38 mm (0.5" to 1.5") below the tops of the pulleys (including belt thickness).



**For waterfall applications.**  
Measure distance from about 45° from the top of the upper pulley to the top point on the lower pulley.



**For belt to chute or slide applications.**  
On pulley side, position no higher than 12.7 mm (1/2") below the crown with bridge segment positioned roughly 3.2 mm to 12.7 mm (1/8" to 1/2") above the top of the chute or slide back wall.

# Transfer Solutions

## HITCH GUARD

Please apply BCP discounts for all Light-Duty BCPs found in this book.

MAXIMUM CONVEYOR WIDTH		UNIVERSAL MOUNTING BRACKET		SCANNER EYE MOUNTING BRACKET	
		ORDERING NUMBER	ITEM CODE	ORDERING NUMBER	ITEM CODE
mm	in				
900	36"	HITCHGD-V3-KIT-36IN	04442	HITCHGD-V1-KIT-36IN	04322
1050	42"	HITCHGD-V3-KIT-42IN	04443	HITCHGD-V1-KIT-42IN	04321
1200	48"	HITCHGD-V3-KIT-48IN	04444	HITCHGD-V1-KIT-48IN	04320
1500	60"	HITCHGD-V3-KIT-60IN	04445	HITCHGD-V1-KIT-60IN	04319
1800	72"	HITCHGD-V3-KIT-72IN	04988	HITCHGD-V1-KIT-72IN	04973


### HITCH GUARD UNIVERSAL MOUNTING REPLACEMENT PARTS

DESCRIPTION	ORDERING NUMBER	ITEM CODE
CENTER SEGMENT	HITCHGD-V1-CENTER-SEGMENT-3IN	04269
CENTER SEGMENT – 10 PACK	HITCHGD-V1-CENTER-SEG-10PC-PK	04339
RIGHT END SEGMENT	HITCHGD-V1-RIGHT-END-SEGMENT	04311
RIGHT END SEGMENT – 5 PACK	HITCHGD-V1-RIGHT-SEG-5PC-PK	04343
LEFT END SEGMENT	HITCHGD-V1-LEFT-END-SEGMENT	04312
LEFT END SEGMENT – 5 PACK	HITCHGD-V1-LEFT-SEG-5PC-PK	04344
MOUNTING PLATE	HITCHGD-V3-MOUNTING-PLATE	04447
MOUNTING KIT	HITCHGD-V3-MOUNTING-KIT	04446
SUPPORT BAR – 38"	HITCHGD-V1-SUPPORT-BAR-38IN	04341
SUPPORT BAR – 44"	HITCHGD-V1-SUPPORT-BAR-44IN	04309
SUPPORT BAR – 50"	HITCHGD-V1-SUPPORT-BAR-50IN	04342
SUPPORT BAR – 62"	HITCHGD-V1-SUPPORT-BAR-62IN	04310
SUPPORT BAR – 74"	HITCHGD-V1-SUPPORT-BAR-74IN	04974

### HITCH GUARD SCANNER EYE MOUNTING REPLACEMENT PARTS

DESCRIPTION	ORDERING NUMBER	ITEM CODE
CENTER SEGMENT	HITCHGD-V1-CENTER-SEGMENT-3IN	04269
CENTER SEGMENT – 10 PACK	HITCHGD-V1-CENTER-SEG-10PC-PK	04339
RIGHT END SEGMENT	HITCHGD-V1-RIGHT-END-SEGMENT	04311
RIGHT END SEGMENT – 5 PACK	HITCHGD-V1-RIGHT-SEG-5PC-PK	04343
LEFT END SEGMENT	HITCHGD-V1-LEFT-END-SEGMENT	04312
LEFT END SEGMENT – 5 PACK	HITCHGD-V1-LEFT-SEG-5PC-PK	04344
MOUNTING PLATE	HITCHGD-V1-MOUNTING-PLATE	04308
MOUNTING KIT	HITCHGD-V1-MOUNTING-KIT	04340
SUPPORT BAR – 38"	HITCHGD-V1-SUPPORT-BAR-38IN	04341
SUPPORT BAR – 44"	HITCHGD-V1-SUPPORT-BAR-44IN	04309
SUPPORT BAR – 50"	HITCHGD-V1-SUPPORT-BAR-50IN	04342
SUPPORT BAR – 62"	HITCHGD-V1-SUPPORT-BAR-62IN	04310
SUPPORT BAR – 74"	HITCHGD-V1-SUPPORT-BAR-74IN	04974

 Stock Items (non-shaded)

 Made To Order Items (shaded). Contact Flexco for lead times, minimum order may apply.

# Transfer Solutions

## SEGMENTED TRANSFER PLATES

HORIZONTAL TO HORIZONTAL OR WATERFALL APPLICATIONS – GAPS FROM 100 MM TO 250 MM (4" TO 10")

Please apply BCP discounts for all Light-Duty BCPs found in this book.

TRANSFER WIDTH		MOUNTING BAR OFFSET		BELT WIDTHS					
				610 mm (24")		914 mm (36")		1067 mm (42")	
				ITEM CODE	DESCRIPTION	ITEM CODE	DESCRIPTION	ITEM CODE	DESCRIPTION
mm	in	mm	in						
102	4"	none		56100	TGB-4/102-2/2-24/610	56101	TGB-4/102-2/2-36/914	56181	TGB-4/102-2/2-42/1067
127	5"	13	0.5"	56104	TGB-5/127-2/3-24/610	56105	TGB-5/127-2/3-36/914	56182	TGB-5/127-2/3-42/1067
152	6"	25	1.0"	56108	TGB-6/152-2/4-24/610	56109	TGB-6/152-2/4-36/914	56183	TGB-6/152-2/4-42/1067
		none		56112	TGB-6/152-3/3-24/610	56113	TGB-6/152-3/3-36/914	56184	TGB-6/152-3/3-42/1067
178	7"	38	1.5"	56116	TGB-7/178-2/5-24/610	56117	TGB-7/178-2/5-36/914	56185	TGB-7/178-2/5-42/1067
		13	0.5"	56120	TGB-7/178-3/4-24/610	56121	TGB-7/178-3/4-36/914	56186	TGB-7/178-3/4-42/1067
203	8"	25	1.0"	56128	TGB-8/203-3/5-24/610	56129	TGB-8/203-3/5-36/914	56187	TGB-8/203-3/5-42/1067
		none		56132	TGB-8/203-4/4-24/610	56133	TGB-8/203-4/4-36/914	56188	TGB-8/203-4/4-42/1067
229	9"	13	0.5"	56140	TGB-9/229-4/5-24/610	56141	TGB-9/229-4/5-36/914	56189	TGB-9/229-4/5-42/1067
254	10"	none		56148	TGB-10/254-5/5-24/610	56149	TGB-10/254-5/5-36/914	56190	TGB-10/254-5/5-42/1067

## HORIZONTAL TO HORIZONTAL OR WATERFALL APPLICATIONS – GAPS FROM 100 MM TO 250 MM (4" TO 10")

TRANSFER WIDTH		MOUNTING BAR OFFSET		BELT WIDTHS			
				1219 mm (48")		1524 mm (60")	
				ITEM CODE	DESCRIPTION	ITEM CODE	DESCRIPTION
mm	in	mm	in				
102	4"	none		56102	TGB-4/102-2/2-48/1219	56103	TGB-4/102-2/2-60/1524
127	5"	13	0.5"	56106	TGB-5/127-2/3-48/1219	56107	TGB-5/127-2/3-60/1524
152	6"	25	1.0"	56110	TGB-6/152-2/4-48/1219	56111	TGB-6/152-2/4-60/1524
		none		56114	TGB-6/152-3/3-48/1219	56115	TGB-6/152-3/3-60/1524
178	7"	38	1.5"	56118	TGB-7/178-2/5-48/1219	56119	TGB-7/178-2/5-60/1524
		13	0.5"	56122	TGB-7/178-3/4-48/1219	56123	TGB-7/178-3/4-60/1524
203	8"	25	1.0"	56130	TGB-8/203-3/5-48/1219	56131	TGB-8/203-3/5-60/1524
		none		56134	TGB-8/203-4/4-48/1219	56135	TGB-8/203-4/4-60/1524
229	9"	13	0.5"	56142	TGB-9/229-4/5-48/1219	56143	TGB-9/229-4/5-60/1524
254	10"	none		56150	TGB-10/254-5/5-48/1219	56151	TGB-10/254-5/5-60/1524

## SEGMENTED TRANSFER PLATES

BELT TO CHUTE OR SLIDE APPLICATIONS – GAPS FROM 75 MM TO 150 MM (3" TO 6")

TRANSFER WIDTH		MOUNTING BAR OFFSET		BELT WIDTHS					
				610 mm (24")		914 mm (36")		1067 mm (42")	
				ITEM CODE	DESCRIPTION	ITEM CODE	DESCRIPTION	ITEM CODE	DESCRIPTION
mm	in	mm	in						
76	3"	12	0.5"	56206	TGB-3/76-2/B-24/610	56207	TGB-3/76-2/B-36/914	56208	TGB-3/76-2/B-42/1067
102	4"	25	1.0"	56211	TGB-4/102-3/B-24/610	56212	TGB-4/102-3/B-36/914	56213	TGB-4/102-3/B-42/1067
127	5"	38	1.5"	56216	TGB-5/127-4/B-24/610	56217	TGB-5/127-4/B-36/914	56218	TGB-5/127-4/B-42/1067
152	6"	51	2.0"	56221	TGB-6/152-5/B-24/610	56222	TGB-6/152-5/B-36/914	56223	TGB-6/152-5/B-42/1067

## BELT TO CHUTE OR SLIDE APPLICATIONS – GAPS FROM 75 MM TO 150 MM (3" TO 6")

TRANSFER WIDTH		MOUNTING BAR OFFSET		BELT WIDTHS			
				1219 mm (48")		1524 mm (60")	
				ITEM CODE	DESCRIPTION	ITEM CODE	DESCRIPTION
mm	in	mm	in				
76	3"	12	0.5"	56209	TGB-3/76-2/B-48/1219	56210	TGB-3/76-2/B-60/1524
102	4"	25	1.0"	56214	TGB-4/102-3/B-48/1219	56215	TGB-4/102-3/B-60/1524
127	5"	38	1.5"	56219	TGB-5/127-4/B-48/1219	56220	TGB-5/127-4/B-60/1524
152	6"	51	2.0"	56224	TGB-6/152-5/B-48/1219	56225	TGB-6/152-5/B-60/1524

# Transfer Solutions

## SEGMENTED TRANSFER PLATES

HORIZONTAL TO HORIZONTAL OR WATERFALL APPLICATIONS – GAPS FROM 1.5" TO 3" (38 MM TO 75 MM)

Please apply BCP discounts for all Light-Duty BCPs found in this book.

TRANSFER WIDTH		MOUNTING BAR OFFSET		BELT WIDTHS					
				24" (610 mm)		36" (914 mm)		42" (1067 mm)	
mm	in	mm	in	ITEM CODE	DESCRIPTION	ITEM CODE	DESCRIPTION	ITEM CODE	DESCRIPTION
38	1.5"	none		56227	TGB-1.5/38-.75/.75-24/610	56228	TGB-1.5/38-.75/.75-36/914	56229	TGB-1.5/38-.75/.75-42/1067
44	1.75"	3.2	0.125"	56232	TGB-1.75/44-1/.75-24/610	56233	TGB-1.75/44-1/.75-36/914	56234	TGB-1.75/44-1/.75-42/1067
51	2"	none		56237	TGB-2/51-1/1-24/610	56238	TGB-2/51-1/1-36/914	56239	TGB-2/51-1/1-42/1067
57	2.25"	9.5	0.375"	56242	TGB-2.25/57-1.5/.75-24/610	56243	TGB-2.25/57-1.5/.75-36/914	56244	TGB-2.25/57-1.5/.75-42/1067
64	2.5"	6.4	0.250"	56247	TGB-2.5/64-1.5/1-24/610	56248	TGB-2.5/64-1.5/1-36/914	56249	TGB-2.5/64-1.5/1-42/1067
76	3"	none		56252	TGB-3/76-1.5/1.5-24/610	56253	TGB-3/76-1.5/1.5-36/914	56254	TGB-3/76-1.5/1.5-42/1067

HORIZONTAL TO HORIZONTAL OR WATERFALL APPLICATIONS – GAPS FROM 1.5" TO 3" (38 MM TO 75 MM)

TRANSFER WIDTH		MOUNTING BAR OFFSET		BELT WIDTHS			
				48" (1219 mm)		60" (1524 mm)	
mm	in	mm	in	ITEM CODE	DESCRIPTION	ITEM CODE	DESCRIPTION
38	1.5"	none		56230	TGB-1.5/38-.75/.75-48/1219	56231	TGB-1.5/38-.75/.75-60/1524
44	1.75"	3.2	0.125"	56235	TGB-1.75/44-1/.75-48/1219	56236	TGB-1.75/44-1/.75-60/1524
51	2"	none		56240	TGB-2/51-1/1-48/1219	56241	TGB-2/51-1/1-60/1524
57	2.25"	9.5	0.375"	56245	TGB-2.25/57-1.5/.75-48/1219	56246	TGB-2.25/57-1.5/.75-60/1524
64	2.5"	6.4	0.250"	56250	TGB-2.5/64-1.5/1-48/1219	56251	TGB-2.5/64-1.5/1-60/1524
76	3"	none		56255	TGB-3/76-1.5/1.5-48/1219	56256	TGB-3/76-1.5/1.5-60/1524

### SEGMENTED TRANSFER PLATES REPLACEMENT PARTS

DESCRIPTION	ORDERING NUMBER	ITEM CODE
MOUNTING BRACKET	TG-MTG-BRKT RPL MNTG BRACKET	56600
MOUNTING BRACKET KIT	TGB-1.5-3.0-IN-GAP-MTNG-KIT	56644
MOUNTING KIT PARTS	TGB-1.5-3.0-VERT-SUPPT-BRKT-KT	56645
	TGB-1.5-3.0-ANGLE-BRKT-KT	56646
SUPPORT BARS	TG-BAR-24/610 RPL BAR	56601
	TG-BAR-36/914 RPL BAR	56602
	TG-BAR-42/1067 RPL BAR	56618
	TG-BAR-48/1219 RPL BAR	56603
	TG-BAR-60/1524 RPL BAR	56604
	TGB-EXT-ALUM-BAR-24/610	56639
	TGB-EXT-ALUM-BAR-36/914	56640
	TGB-EXT-ALUM-BAR-42/1067	56641
END SEGMENTS	TGB-SEG-CENTER-1/25MM	56637
	TGB-SEG-CENTER-1.5/38MM	56638
	TGB-SEG-END-2 2 INCH END SEG	56606
	TGB-SEG-END-3 3 INCH END SEG	56607
	TGB-SEG-END-4 4 INCH END SEG	56608
CENTER SEGMENTS	TGB-SEG-END-5 5 INCH END SEG	56609
	TGB-SEG-CENTER-2 2 IN CTR SEG	56611
	TGB-SEG-CENTER-3 3 IN CTR SEG	56612
	TGB-SEG-CENTER-4 4 IN CTR SEG	56613
CENTER SEGMENT – 5 PACK	TGB-SEG-CENTER-5 5 IN CTR SEG	56614
	TGB-SEG-CENTER-2-5PC 5 PCS	56619
	TGB-SEG-CENTER-3-5PC 5 PCS	56620
	TGB-SEG-CENTER-4-5PC 5 PCS	56621
BRIDGE SEGMENT	TGB-SEG-CENTER-5-5PC 5 PCS	56622
	TGB-BRIDGE SEG-CENTER	56628
	TGB-BRIDGE SEG-END	56629

### SEGMENTED TRANSFER PLATE MEASUREMENT, SELECTION AND INSTALLATION TOOLS

DESCRIPTION	ORDERING NUMBER	ITEM CODE
GAUGE KEYS	GAUGE KIT STP BRIDGE	56667
	GAUGE KIT STP 4IN-10IN	56668
	GAUGE KIT STP 1.5IN-3IN	56669
	GAUGE KEY STP MASTER SET	56707

### STAINLESS STEEL HARDWARE KIT – WIDTHS UP TO 60" (1524 MM)

TRANSFER WIDTH		MOUNTING BAR OFFSET		BELT WIDTHS	
				1067 mm (42")	
mm	in	mm	in	DESCRIPTION	ITEM CODE
none	none	none	none	TG-SBAR-60/1524	56744

Stock Items (non-shaded)

Made To Order Items (shaded). Contact Flexco for lead times, minimum order may apply.



## Tatch-A-Cleat® General Cleat Information

### Cleat patterns

When choosing cleat installation patterns, you should give major consideration to the type of return support which is available or feasible.

Where conveyor pulley center distances are 5M (15 feet) or less, it is often possible to omit return rolls safely.

Where the curved or chevron pattern is used with standard return rolls, cleats

should be arranged so that they provide a set of continuous contacts between cleats and rolls. On drives using pulleys less than 150 mm (6") in diameter, curved or chevron patterns should not be used.

The ends of cleats mounted in a curved pattern should be tapered to lead smoothly onto return rolls.

### Suggested minimum cleat height for various sized materials and degrees of incline

This chart assumes that material being conveyed has a 30° natural angle of repose. For rounded or free-flowing materials with a natural angle of repose of less than 30°, use the cleat corresponding to the next higher material size. (For example, if your material is 100 mm (4") high, with a natural angle of repose of less than 30°, and your belt incline is 40°, you would use a 75 mm (3") cleat — that is, the cleat size corresponding to 125 mm (5") material.)

Size of Material		Cleat Height									
		mm	in.	mm	in.	mm	in.	mm	in.	mm	in.
200	8"	150	6"	150	6"	150	6"	150	6"	150	6"
175	7"	150	6"	150	6"	150	6"	150	6"	150	6"
150	6"	100	4"	100	4"	150	6"	150	6"	150	6"
125	5"	75	3"	75	3"	100	4"	150	6"	150	6"
100	4"	50	2"	50	2"	75	3"	100	4"	100	4"
75	3"	38	1½"	38	1½"	50	2"	75	3"	75	3"
50	2"	75	1"	25	1"	38	1½"	50	2"	50	2"
25	1"	16	¾"	16	¾"	25	1"	38	1½"	38	1½"
13	½"	16	¾"	16	¾"	16	¾"	25	1"	25	1"
		30°		40°		50°		60°			

Belt Incline

### Suggested cleat spacing

This chart assumes that material being conveyed has a 20° dynamic angle of repose (30° natural angle of repose) and that cleats are installed at a right angle to the belt edge. For more free-flowing material, use slightly closer cleat spacing.

Cleat Height		Cleat Spacing									
		mm	in.	mm	in.	mm	in.	mm	in.	mm	in.
150	6"	875	35"	700	28"	525	21"	394	15¾"	394	15¾"
100	4"	575	23"	463	18½"	338	13½"	263	10½"	263	10½"
75	3"	425	17"	338	13½"	250	10"	200	8"	200	8"
50	2"	300	12"	213	8½"	157	6¼"	125	5"	125	5"
38	1½"	213	8½"	150	6"	125	5"	100	4"	100	4"
25	1"	138	5½"	107	4¼"	69	2¾"	63	2½"	63	2½"
16	¾"	100	4"	69	2¾"	50	2"	44	1¾"	44	1¾"
		30°		40°		50°		60°			

Belt Incline

Type	Cleat Pattern	Return Rolls	Recommended
IN TROUGH		SPLIT ROLLS 	Where Cleats are needed only to lock material in place on the conveyor.
STAGGERED		SQUIRREL CAGE 	Where drain-off of liquids presented special problems.
ACROSS BELT WIDTH		SELF-CLEANING 	Where incline is steep and/or material has high flowability — as with large, round or uniformly sized material.
CURVED		STANDARD RETURN ROLLS 	Where increased load capacity is required with a given belt width, trough, and incline.
SPLIT		RUBBER-DISC 	Where drain-off is a problem, and rubber disc-type rolls are available.
CHEVRON		STANDARD RETURN ROLLS 	Where drain-off is a problem, and standard solid return rolls are used.

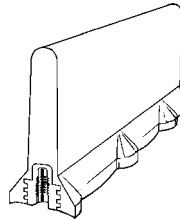
# Tatch-A-Cleat® Mechanical Cleats

Please contact Flexco for all Cleat pricing.

## MODEL "L" CLEATS

10 CLEATS/CARTON – Min. Pulley 50 mm (2")  
Model "L" Cleats are 600 mm (24") long.

ORDERING NUMBER	ITEM CODE	WT. KGS.
<b>BLACK – PLATED FASTENER</b>		
L5/8-B	99500	3.3
L1-B	99504	4.2
L1-1/2-B	99508	5.1
L2-B	99512	6.4
L3-B	99516	8.3
<b>BLACK – 302 STAINLESS FASTENER</b>		
L5/8-BS	99501	3.3
L1-BS	99505	4.2
L1-1/2-BS	99509	4.2
L2-BS	99513	6.4
L3-BS	99517	8.3
<b>WHITE – PLATED FASTENER</b>		
L5/8-W	99502	3.3
L1-W	99506	4.2
L1-1/2-W	99510	5.6
L2-W	99514	6.6
L3-W	99518	8.8
<b>WHITE – 302 STAINLESS FASTENER</b>		
L5/8-WS	99503	3.3
L1-WS	99507	4.2
L1-1/2-WS	99511	5.6
L2-WS	99515	6.6
L3-WS	99519	8.8




**NOTE:** Model "L" Cleats are 600 mm (24") long.

1/2" screws are furnished "standard" and can be used on belts up to 8 mm (5/16") thick.

Inserts are on 50 mm (2") centers.

For belts 8 – 11 mm (5/16" – 7/16") use a 15.9 mm (5/8") screw.

For belts over 11 mm (7/16") use a 19.1 mm (3/4") screw.



**NOTE:** Econo-Cleats are 1200 mm (48") long. Ordering numbers followed by the letter T indicate cleat fasteners furnished with flat top nut (ECFT). Standard fasteners include hex nuts. (ECF).

## ECONO-CLEAT®

5 CLEATS/CARTON  
Econo-Cleats are 1200 mm (48") long.

ORDERING NUMBER	ITEM CODE	WT. KGS.	MIN. PULLEY	
			mm	in.
<b>ECONO-CLEAT w/FASTENERS &amp; HEX NUTS (ECF, EC4F, EC6F)</b>				
EC1-1/4	99576	5.7	75	3
EC2	99578	7.0	75	3
EC3	99580	10.0	75	3
EC4	99582	15.0	100	4
EC6*	99586	12.8	150	6
<b>ECONO-CLEAT w/FASTENERS &amp; FLAT TOP NUTS (ECFT, EC4FT)</b>				
EC1-1/4-T	99577	5.7	75	3
EC2-T	99579	7.0	75	3
EC3-T	99581	10.0	75	3
EC4-T	99583	15.0	100	4

\*Two 1200 mm (48") Cleats/Carton

## EXTRA FASTENER SETS

123/BAG #10-24 Machine Screws and Washers

ORDERING NUMBER	ITEM CODE	WT. KGS.
<b>PLATED</b>		
L1/2-F	99570	0.5
L5/8-F	99522	0.5
L3/4-F	99520	0.6
L1-F	99521	0.6
<b>STAINLESS</b>		
L1/2-FS	99571	0.5
L5/8-FS	99525	0.5
L3/4-FS	99523	0.6

## MODEL "HD" CLEATS

Model "HD" Cleats are 600 mm (24") long.

ORDERING NUMBER	ITEM CODE	WT. KGS.	CLEATS/CARTON	MIN. PULLEY	
				mm	in.
<b>WITH PLATED FASTENER</b>					
HD1	99531	5.2	10	75	3
HD2	99565	4.3	5	100	4
<b>WITH STAINLESS FASTENER</b>					
HD1S	99648	5.4	10	75	3

**NOTE:** HD2 Cleats may be purchased in bulk quantities. Contact Customer Service for details.



**NOTE:** 75 mm (1") and 100 mm (2") Model "HD" Cleats are 600 mm (24") long. Model HD Cleats are furnished with Plated 14 X 1 Type AB Fasteners. Specify 31.8 mm (1-1/4") screws for belts over 11 mm (7/16") thick.

## EXTRA FASTENER SETS—TYPE AB

ORDERING NUMBER	ITEM CODE	WT. KGS.
<b>PLATED</b>		
HD1-F	99535	1.1
HD1-1/4-F	99536	1.3
<b>STAINLESS</b>		
HD1-FS	99529	1.2

## ECONOMY CARTON

4 M (12 FT.) LENGTHS w/NO FASTENERS -9 FASTENER SETS PER M REQUIRED (3 FASTENER SETS PER FOOT REQUIRED)

ORDERING NUMBER	ITEM CODE	WT. KGS.	CTN.		MIN. PULLEY	
			M	FT.	mm	in.
			EC1-1/4-C	99597	54.0	73
EC2-C	99598	56.7	55	180	75	3
EC3-C	99599	55.8	37	120	75	3
EC4-C	99601	54.9	22	72	100	4
EC6-C	99600	57.2	11	36	150	6

## EXTRA FASTENER SETS

61/BAG

ORDERING NUMBER	ITEM CODE	WT. KGS.	SIZE
<b>FASTENERS FOR 32, 50, &amp; 75 mm (1-1/4", 2" &amp; 3") CLEATS</b>			
ECF	99589	1.3	7 mm x 32 mm 1/4" x 1-1/4"
ECFS	99593	1.3	
ECFT	99590	1.0	
<b>FASTENERS FOR 100 mm (4") CLEATS</b>			
EC4F	99591	1.5	32 mm x 44 mm 1-1/4" x 1-3/4"
EC4FT	99592	1.0	
<b>FASTENERS FOR 150 mm (6") CLEATS</b>			
EC6F*	99594	0.9	32 mm x 50 mm 1-1/4" x 2"

\*33/Bag

□ Stock Items (non-shaded)  
■ Made To Order Items (shaded). Contact Flexco for lead times, minimum order may apply.

# Tatch-A-Cleat® Mechanical Cleats

## TATCH-A-LUG®

Min. Pulley 50 mm (2")

DESCRIPTION	ORDERING NUMBER	ITEM CODE	WT. KGS.
(25 LUGS/CARTON)	LG1-1/2	99541	0.8
	LG2	99543	0.9
(26 EACH) Extra Fastener Sets – Plated	LG3/4-F	99546	0.1
	LG3/4-FS	99547	0.1
Economy Carton (100 LUGS)	LG1-1/2-C	99542	3.0
	LG2-C	99544	3.2



Please apply BCP discounts for all maintenance and installation tools found in this handbook.

Please contact Flexco for all Cleat pricing.

## TATCH-A-PEG®

Min. Pulley 50 mm (2")

DESCRIPTION	ORDERING NUMBER	ITEM CODE	WT. KGS.
(100 PEGS/CARTON)	PG2	99539	2.0
	PG3	99537	3.1
Extra Fastener Sets – Plated (100 / bag)	P1/2-F	99548	0.4
	P3/4-F	99538	0.5

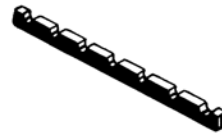


## EXTRA WASHERS

FOR CLEAT:	ORDERING NUMBER	ITEM CODE	WT. KGS.	DIA.
Econo-Cleat®	CW25/100	99690	.1	6 mm (1/4")
Tatch-A-Lug®, Model "L"	CW1024	99626	.1	5 mm (13/64")
Tatch-A-Peg®				
Tatch-A-Lug®, Model "L"	CWS1024	99627	0.5	5 mm (13/64")
Tatch-A-Peg®				

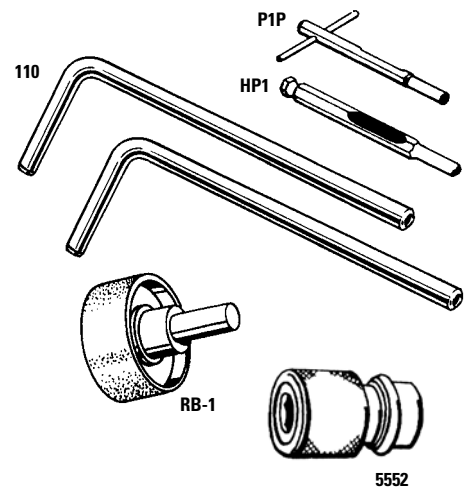
## TATCH-A-GUIDE®

DESCRIPTION	LENGTH		ORDERING NUMBER	ITEM CODE	WT. KGS.	MIN. PULLEY	
	mm	in.				mm	in.
Plated (10/CTN.)	200	8"	A10	99551	0.5	100	4
	200	8"	B10	99553	0.6	150	6
	235	9 1/4"	C10	99555	1.5	200	8
Stainless	200	8"	A10S	99552	0.5	100	4
	200	8"	B10S	99554	0.6	150	6
	235	9 1/4"	C10S	99556	1.5	200	8
Extra Fasteners Sets (31/BAG)							
Plated	– Size A	– Size B	– Size C	G1/2-F	99560	0.05	
				G5/8-F	99566	0.05	
				G3/4-F	99572	0.1	
Stainless	– Size A	– Size B	– Size C	G1/2-FS	99563	0.05	
				G5/8-FS	99569	0.05	
				G3/4-FS	99573	0.1	



## INSTALLATION TOOLS

DESCRIPTION	ORDERING NUMBER	FOR CLEAT TYPE:	DIA.	ITEM CODE	WT. KGS.
Flexco® Belt Punches	P1P	Model L, Econo-Cleat®, Tatch-A-Lug®, Tatch-A-Peg®, & Tatch-A-Guide®	6 mm (1/4")	30460	0.05
	P3P	Model HD	10 mm (3/8")	30462	0.1
Flexco® Power Punches	HP1	Model L, Econo-Cleat®, Tatch-A-Lug®, Tatch-A-Peg®, & Tatch-A-Guide®	6 mm (1/4")	30463	0.1
	HP3	Model HD	10 mm (3/8")	30465	0.1
Flexco® Bolt Breaker (Two per Package)	110			30474	0.5
Quick Change Chuck	5552			30481	0.2
Alligator® Belt Grinder	RB-1			30867	0.3



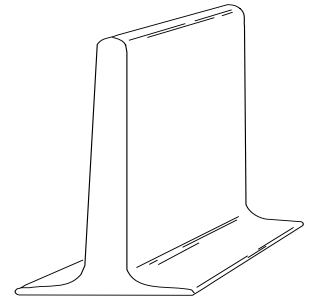
# Tatch-A-Cleat® Mechanical Cleats

Please contact Flexco for all Cleat pricing.

## RUBBER BONDABLE T CLEATS

**BUFFED - STANDARD PACK** 3M (10') LENGTHS - NITRILE 60 DURO - 680 kg. (1500 lb.) TENSILE

WHITE		BLACK		WT./M	MIN. ORDER QTY.	HEIGHT		BASE WIDTH		THICKNESS		MIN. PULLEY DIAMETER	
ORDERING NUMBER	ITEM CODE	ORDERING NUMBER	ITEM CODE			mm	in.	mm	in.	mm	in.	mm	in.
T-3/4WNIB	99966	T-1BNIB	99983	.12	30M/100'	19	3/4"	53	2 1/8"	6	.250"	150	6"
T-1WNIB	99967			30M/100'	25	1"	53	2 1/8"	6	.250"	150	6"	
T-1-1/2WNIB	99968			T-1-1/2BNIB	99984	.17	30M/100'	38	1 1/2"	53	2 1/8"	6	.250"
T-2WNIB	99969	T-2BNIB	99985	.19	30M/100'	50	2"	53	2 1/8"	6	.250"	150	6"
		T-3BNIB	99987	.37	30M/100'	75	3"	53	2 1/8"	9	.375"	150	6"



T CLEAT

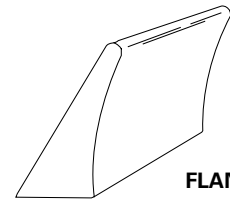
**UNBUFFED - STANDARD PACK** 10' LENGTHS - NITRILE 60 DURO - 1500 lb. TENSILE

T-1/2WNI	99818			.08	30M/100'	13	1/2"	25	1"	6	.250"	100	4"
T-3/4WNI	99800			.12	30M/100'	19	3/4"	53	2 1/8"	6	.250"	150	6"

## FLANGES

15.2 M (50') LENGTHS - NEOPRENE 45 DURO - 544.3 kg. (1200 lb.) TENSILE, 600% ELONGATION - BLACK ONLY

WHITE		WT./M.	QTY./CTN.		HEIGHT		BASE WIDTH		MIN. PULLEY DIA.				
ORDERING NUMBER	ITEM CODE		M	FT	mm	in.	mm	in.	FLANGE		CLEAT		
								mm	in.	mm	in.	mm	in.
FL1BNE	99860	.07	15	50'	25	1"	19	3/4"	150	6"	100	4"	
FL1-1/2BNE	99861	.15	15	50'	38	1 1/2"	25	1"	200	8"	125	5"	



FLANGE

**Made To Order Items**  
Allow 10-12 weeks for delivery.  
Minimum order may apply.

## V-GUIDE BUFFED

**STANDARD PACK** 30.5 M (100') LENGTHS - NEOPRENE 60 DURO - 680.4 kg. (1500 lb.) TENSILE

WHITE		BLACK		WT./M.	QUANTITY CTN./REEL		SIZE	W1		W2		HEIGHT		MIN. PULLEY DIAMETER	
ORDERING NUMBER	ITEM CODE	ORDERING NUMBER	ITEM CODE		M	FT		mm	in.	mm	in.	mm	in.	mm	in.
AVGWNEB	99832	AVGBNEB	99996	.03	30	100'	A	13	1/2"	8	5/16"	8	5/16"	100	4"
		BVGBNEB	99844	.05	30	100'	B	16	5/8"	11	7/16"	11	7/16"	150	6"
OVGWNEB-500	99287	OVGBNEB-500	99301	.02	152	500'	O	9	3/8"	6	1/4"	6	1/4"	50	2"
AVGWNEB-500	99288	AVGBNEB-500	99302	.03	152	500'	A	13	1/2"	8	5/16"	8	5/16"	100	4"
BVGWNEB-500	99289	BVGBNEB-500	99303	.05	152	500'	B	16	5/8"	11	7/16"	11	7/16"	150	6"
CVGWNEB-300	99290	CVGBNEB-300	99304	.08	91	300'	C	22	7/8"	13	17/32"	13	17/32"	200	8"

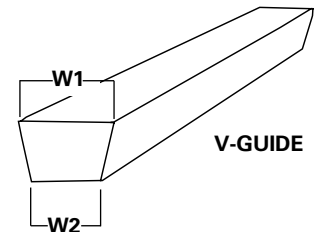
\*White V-guides shipped in 2 pieces on one reel.

## V-GUIDE UNBUFFED

**STANDARD PACK** 30.5 M (100') LENGTHS - NEOPRENE 60 DURO - 680.4 kg. (1500 lb.) TENSILE

WHITE		BLACK		WT./M.	QUANTITY CTN./REEL		SIZE	W1		W2		HEIGHT		MIN. PULLEY DIAMETER	
ORDERING NUMBER	ITEM CODE	ORDERING NUMBER	ITEM CODE		M	FT		mm	in.	mm	in.	mm	in.	mm	in.
		AVGBNE	99855	.03	30	100'	A	13	1/2"	8	5/16"	8	5/16"	100	4"
OVGWNE-500	99280			.02	152	500'	O	9	3/8"	6	1/4"	6	1/4"	50	2"
AVGWNE-500	99281	AVGBNE-500	99295	.03	152	500'	A	13	1/2"	8	5/16"	8	5/16"	100	4"
BVGWNE-500	99282	BVGBNE-500	99296	.05	152	500'	B	16	5/8"	11	7/16"	11	7/16"	150	6"
CVGWNE-300	99283	CVGBNE-300	99297	.08	91	300'	C	22	7/8"	13	17/32"	13	17/32"	200	8"

\*White V-guides shipped in 2 pieces on one reel.



V-GUIDE

## BONDABLE CLEAT – TEMPERATURE SERVICE RANGE

FOR CLEAT TYPE:	TEMPERATURE RANGE
<b>RUBBER BONDABLE</b>	
T-Cleat, Scoop Cleats	-40°C to +82°C (-40°F to +180°F)
V-Guides	-40°C to +98°C (-40°F to +210°F)
<b>PVC BONDABLE</b>	
T-Cleat, Scoop Cleats, V-Guides	-28°C to +65°C (-20°F to +150°F)

**NOTE:** One reel or carton minimum per size and color.


**Non Listed Items** are available.

Request quote for price and delivery.

**NOTE:** Customized Profiles and Formulations can be quoted.

**NOTE:** Allow for greater pulley diameters if system has reverse bends.





## How Flexco® Bolt Hinged Fasteners Work

Flexco® Bolt Hinged fasteners provide a flexible joint for belts operating over small pulleys. Because the joint is easily separated by simply removing the hinge pin, entire belt sections may be added or eliminated.

Designed as a compression fastener, the Flexco® Bolt Hinged model is fastened to the belt ends with high strength bolts. The bolts

compress the plates into the belt cover. Additional holding capability is provided by the fastener teeth that imbed in the belt without damage to the belt carcass.

This combination distributes the splice tension across the entire plate width while the teeth secure the fastener into the belt carcass to resist pull-out.

Applications	Installation Method	What You Need for Installation
<ul style="list-style-type: none"> <li>• Construction Equipment</li> <li>• Road Machinery</li> <li>• Coal, Salt, Potash Mines</li> <li>• Stacking and Stockpiling Belts</li> <li>• Other Applications Involving Smaller Pulleys</li> </ul>	Fasteners can be installed in the shop or on-site with either simple hand tools or power tools.	<ul style="list-style-type: none"> <li>• Fastener Plates</li> <li>• Bolts &amp; Nuts</li> <li>• Templet</li> <li>• Belt Punch</li> <li>• Wrench</li> <li>• Bolt Horn</li> <li>• Flexco Installation Tool</li> <li>• Impact Tool or Carpenter's Brace</li> </ul>
How to Specify the Correct Flexco® Bolt Hinged Fastener	Fastener Metal Selection	Hinge Pin Selection
<ol style="list-style-type: none"> <li>1. Determine Belt Tension (PIW).</li> <li>2. Measure your Belt Thickness after skive.</li> <li>3. Measure the Diameter of the Smallest Pulley in your Drive with Belt Wrap more than 90°.</li> <li>4. When using self-cleaning wing pulleys, subtract 20% of the overall diameter to calculate the minimum pulley diameter.</li> <li>5. Choose the fastener size that is appropriate for your specifications in the selection chart below.</li> </ol>	<p><b>Steel.</b> For most applications, plated steel is recommended.</p> <p><b>Stainless Steel.</b> Type 316 Stainless Steel provides extra resistance to abrasion, magnetic attraction, and corrosion from acids and chemicals.</p>	<p><b>NC Nylon Covered Steel Cable</b> - for use with steel fasteners, flat or troughed belts.</p> <p><b>NCS Nylon Covered Stainless Steel Cable</b> - for applications with stainless fasteners, flat or troughed belts.</p>

### Flexco® Bolt Hinged Fastener Selection Chart

Fastener Size	Fastener Rating		Belt Thickness Range		Recommended Min. Pulley Diameter			
	For Belt Tension Rating Up To:	For Belt Strength Up To:	Measured After Skive		Operating Tension 75-100% of Fastener Rating		Operating Tension Under 75% of Fastener Rating	
	kN/m	P.I.W.	mm	in.	mm	in.	mm	in.
375X	330	190	6-11	1/4-13/32	152	6	102	4
550	520	300	6-16	1/4-5/8	230	9	175	7



# Flexco® Bolt Hinged Fasteners

## FASTENERS

### NOTE:

In most cases, fastener strip length is not equal to belt width. Order by belt width.

### Exclusive Piloted Bolt Design Simplifies Installation:

The new piloted bolt is currently being phased in to replace standard bolt designs.

To order the new piloted bolts as they become available, use standard bolt ordering numbers.

### STEEL

("J" CARTON – Continuous Strip w/Steel Nuts & Bolts)

### STAINLESS 300 SERIES

("J" CARTON – Continuous Strip w/Stainless Nuts & Bolts)

### EVERDUR

("J" CARTON – Continuous Strip w/Stainless Nuts & Bolts)

For 375X	BELT WIDTH		ORDERING NUMBER	ITEM CODE	WT. KGS.	ORDERING NUMBER	ITEM CODE	WT. KGS.	ORDERING NUMBER	ITEM CODE	WT. KGS.
	mm	in.	NC STEEL JOINT WITH NYLON COVERED STEEL CABLE			NCS STAINLESS JOINT WITH NYLON COVERED STAINLESS CABLE			NB EVERDUR JOINT WITH NYLON COVERED STAINLESS CABLE		
	300	12"	375XJ12NC	40000	1.0						
450	18"	375XJ18NC	40003	1.5							
600	24"	375XJ24NC	40005	1.8							
750	30"	375XJ30NC	40007	2.3	375XSJ30NCS	40037	2.4				
900	36"	375XJ36NC	40008	2.9	375XSJ36NCS	40038	2.9				
1200	48"	375XJ48NC	40010	3.8	375XSJ48NCS	40040	3.8				
1500	60"							375XEJ60NB	39988	5.0	

### STEEL

("J" CARTON – Continuous Strip w/Steel Nuts & Bolts)

550	BELT WIDTH		ORDERING NUMBER	ITEM CODE	ORDERING NUMBER	ITEM CODE
	mm	in.	NC STEEL JOINT WITH NYLON COVERED STEEL CABLE		NCS STAINLESS JOINT WITH NYLON COVERED STAINLESS CABLE	
	<b>CARTON – One Complete Joint</b>					
450	18"	550J18NC	40138			
600	24"	550J24NC	40047			
750	30"	550J30NC	40049			
900	36"	550J36NC	40050	550SJ36NCS	40167	
1050	42"	550J42NC	40051			
1200	48"	550J48NC	40052	550SJ48NCS	40169	
1500	60"	550J60NC	40054			

## HINGE PINS

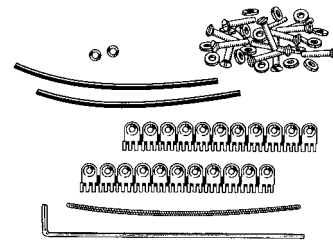
EACH (ONE PIN)

For 375X or 550	BELT WIDTH		ORDERING NUMBER	ITEM CODE	WT. KGS.	ORDERING NUMBER	ITEM CODE	WT. KGS.
	mm	in.	NC NYLON COVERED STEEL CABLE 6.35 mm (1/4" dia.)			NCS NYLON COVERED STAINLESS CABLE* 6.35 mm (1/4" dia.)		
	450	18"	NC-450-1	37048	0.3			
600	24"	NC-600-1	37050	0.3				
750	30"	NC-750-1	37053	0.4				
900	36"	NC-900-1	37055	0.5	NCS-900-1	37079	0.5	
1050	42"	NC-1050-1	37057	0.6				
1200	48"	NC-1200-1	37058	0.7	NCS-1200-1	37082	0.7	
<b>30M (100 FT) COILS</b>					<b>30M (100 FT) COILS</b>			
BULK		NC-C	39740	1.8	NCS-C	39817	1.8	

### "J" CARTON

#### CARTON CONTENTS:

- 2 Strips of fastener
- 2 Pieces Filler Tubing
- 1 Hinge Pin
- 1 Gauge Pin
- 2 Hinge Pin Washers
- Required amount of nuts and bolts
- Required amount of clips for Individual Plate "J" Cartons



□ Stock Items (non-shaded)

■ Made To Order Items (shaded). Contact Flexco for lead times, minimum order may apply.



# Flexco® Bolt Hinged Fasteners

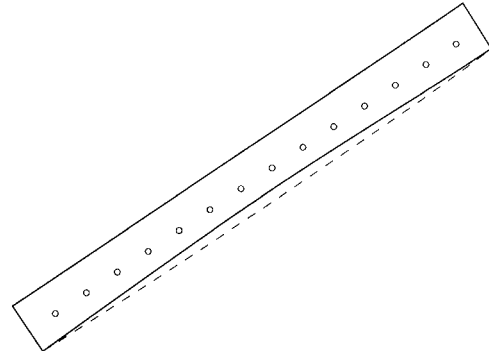
## INSTALLATION TOOLS

Please apply BCP discounts for all maintenance and installation tools found in this handbook.

### CURVED TEMPLETS

BELT WIDTH		ORDERING NUMBER	ITEM CODE	ORDERING NUMBER	ITEM CODE
mm	in.	375X		550	
600	24"	375X-24	30818		
900	36"	375X-36	30821	536	30806
1200	48"	375X-48	30823	548	30808

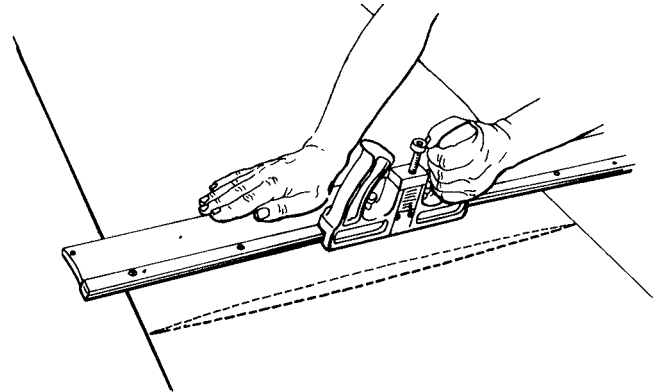
**NOTE:** All templets up to and including 1800 mm (72") are curved. For belt widths over 1800 mm (72"), straight templet supplied.



### CURVED BELT CUTTERS

DESCRIPTION	BELT WIDTH		ORDERING NUMBER	ITEM CODE	WT. KGS.
	mm	in.			
Cutter Complete	750	30"	400430	30914	6.4
	900	36"	400436	30915	7.3
	1050	42"	400442	30916	8.6
	1200	48"	400448	30917	8.6
	1500	60"	400460	30918	10.4
Cutter Base Only	750	30"	430	30950	2.4
	900	36"	436	30951	2.8
	1050	42"	442	30952	3.2
	1200	48"	448	30953	3.6
	1500	60"	460	30954	4.4
Cutter Head Only			400	30919	2.3
Cutter Blade			30023	30909	0.1
Cutter Blade (Long)			30023L	30913	0.1
Nails for Cutter Base (142 per package)			6D	30436	0.5

**NOTE:** Belt widths over 1800 mm (72") require straight cutters.



### EXTRA BOLTS & NUTS

100 PER BOX - BOLT DIMENSION IS 6.35 mm X 42.9 mm (1/4" X 1-11/16")

FOR FASTENER NUMBER	ORDERING NUMBER/ ITEM CODE	WT. KGS.	FOR FASTENER NUMBER	ORDERING NUMBER/ ITEM CODE	WT. KGS.
<b>BOLTS-STEEL</b>			<b>NUTS-STEEL-UNSLOTTED NUTS</b>		
375X	20398	1.0	375X/550	20380	0.4
550	20399	1.1			

### Exclusive Piloted Bolt Design Simplifies Installation:

The new piloted bolt is currently being phased in to replace standard bolt designs. To order the new piloted bolts as they become available, use standard bolt ordering numbers.


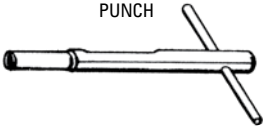
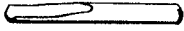








# Flexco® Bolt Hinged Fasteners

## INSTALLATION TOOLS

Please apply BCP discounts for all maintenance and installation tools found in this handbook.


### HAND & POWER TOOLS

	DESCRIPTION	FOR FASTENER NUMBER	ORDERING NUMBER	ITEM CODE	WT. KGS.
<b>HAND TOOLS</b>	BOLT BREAKER (Two Per Package) 	375X & 550	110	30474	0.5
	PUNCH 	375X & 550	P1P	30460	0.05
	BORING BIT 	375X & 550	B1B	30468	0.05
	WRENCH 	375X & 550	100* S1S**	30445 30442	0.1 0.1
<b>POWER TOOLS</b>	POWER PUNCH 	375X & 550	HP1	30463	0.1
	POWER BORING BIT 	375X & 550	HB1	30471	0.05
	POWER WRENCH 	375X & 550	H100* HW1**	30446 30447	0.1 0.1
	QUICK CHANGE CHUCK 	375X & 550	5552	30481	0.2
			SLP5	30933	0.6

\* For use with Steel No. 375X or Steel No. 550 nuts.

\*\* For use with Stainless No. 375X or Stainless No. 550 slotted nuts only.

 **Stock Items** (non-shaded)

 **Made To Order Items** (shaded). Contact Flexco for lead times, minimum order may apply.



## How Flexco® Rivet Hinged Fasteners Work

Designed for synthetic carcass belting as well as other styles of belt, Flexco® SR™ (Self-Setting Rivet) Fasteners utilize multiple rivet attachment. This provides maximum resistance to pull-out and allows the patented rivets to work between the carcass fibers without severing them, leaving the entire belt carcass intact. It does not rely solely upon the carcass material to resist pull-out.

Because the rivets are self-setting, fasteners are installed quickly from the top side of the

belt. Rivets are driven through the fastener plates and through the belt, passing between the carcass fibers. The specially-shaped head of each pilot nail works in conjunction with the applicator tool's anvil plate to set the rivets.

The same hammer blows that set the rivets also compress the fastener plates into the belt cover. The broad width and heavy gauge of the plates give extended wear life. These plates compress uniformly and are specially coined so there are no high spots or edges to hang up.

Applications	Installation Method	What You Need for Installation
<ul style="list-style-type: none"> <li>Underground Mining</li> <li>Asphalt Plants</li> <li>Aggregate and Ready-mix Plants</li> <li>Log Belts and Similar Applications</li> </ul>	Fastener installed with portable fixture and hammer. Fasteners are installed in one simple procedure with self-setting rivets.	<ul style="list-style-type: none"> <li>Fastener</li> <li>Rivets</li> <li>Hinge Pin</li> <li>Flexco Installation Tool</li> <li>Hammer</li> </ul>
How to Specify the Correct Flexco® Rivet Hinged Fastener	Fastener Metal Selection	Hinge Pin Selection
<ol style="list-style-type: none"> <li>Determine Belt Tension (kN/m, PIW).</li> <li>Measure your Belt Thickness after skive.</li> <li>Measure the Diameter of the Smallest Pulley in your Drive with Belt Wrap more than 90°.</li> <li>When using self-cleaning wing pulleys, subtract 20% of the overall diameter to calculate the minimum pulley diameter.</li> <li>Choose the fastener size that is appropriate for your specifications in the selection chart below.</li> </ol>	<p><b>Steel.</b> For most applications, plated steel is recommended.</p> <p><b>Stainless Steel.</b> Type 316 Stainless Steel provides extra resistance to abrasion, magnetic attraction and corrosion from acids and chemicals.</p> <p><b>RustAlloy®.</b> Resists corrosion due to mine water or other chemical attack.</p> <p><b>MegAlloy®.</b> For superior resistance to wear and abrasion.</p>	<p><b>AC Bare Armored Cable</b> - for extendable conveyors.</p> <p><b>ACS Bare Armored Stainless Cable</b> - for extendable conveyors.</p> <p><b>NAC Nylon Covered Armored Cable</b> - right for many applications, long service life.</p> <p><b>NC Nylon Covered Steel Cable</b> - for use with steel fasteners, flat or troughed belts.</p> <p><b>NCS Nylon Covered Stainless Steel Cable</b> - for applications with stainless fasteners, flat or troughed belts.</p> <p><b>SSC Bare Stainless Steel Cable</b> - for corrosion resistance, flat belts.</p>

### Flexco® Rivet Hinged Fastener Selection Chart

Fastener Size	Fastener Rating		Belt Thickness Range		Recommended Min. Pulley Diameter			
	For Belt Tension Rating Up To:	For Belt Strength Up To:	Measured After Skive		Operating Tension 75-100% of Fastener Rating		Operating Tension Under 75% of Fastener Rating	
			mm	in.	mm	in.	mm	in.
R2	600	330	3-10	1/8-3/8	127	5	127	5
R5	790	450	6-11	7/32-7/16	230	9	175	7
R5-1/2	1140	650	8-15	5/16-19/32	300	12	250	10
R6	1400	800	10.5-17	13/32-11/16	450	18	400	16
R6LP	1400	800	8-18	5/16-23/32	450	18	400	16
R8	2630	1500	10.5-17	13/32-11/16	450	18	400	16
R9	3500	2000	16-25.5	5/8-1	1050	42	1050	42



# Flexco® R2 Medium-Duty Rivet Hinged Belt Fasteners

## FASTENERS

Order each component separately for a complete splice:  
Fastener Strip + Rivets + Hinge Pin

		STEEL (Continuous Strip)			
		BELT WIDTH	ORDERING NUMBER	ITEM CODE	WT. KGS.
<b>For R2</b>	mm	in.	J Carton (Two Fastener Strips, Rivets, NC pin)		
	450	18"	R2J18ANC/450	41681	0.4
	600	24"	R2J24ANC/600	41682	0.5
	750	30"	R2J30ANC/750	41683	0.6
	900	36"	R2J36ANC/900	41684	0.7
	1050	42"	R2J42ANC/1050	41685	2.1
	1200	48"	R2J48ANC/1200	41686	1.1
	450	18"	R2J18BNC/450	41695	0.4
	600	24"	R2J24BNC/600	41696	0.5
	750	30"	R2J30BNC/750	41697	0.6
	900	36"	R2J36BNC/900	41698	0.7
	1050	42"	R2J42BNC/1050	41699	1.0
1200	48"	R2J48BNC/1200	41700	1.1	
<b>STAINLESS 300 SERIES</b>					
mm	in.	J Carton (Two Fastener Strips, Rivets, NC pin)			
1200	48"	R2SJ48ASNC/1200	41693	1.1	
1200	48"	R2SJ48BSNC/1200	41707	1.1	

### NOTE:

In most cases, fastener strip length is not equal to belt width.  
Order by belt width.

**Made To Order Items** (shaded) allow one week for production. In most cases, the next standard stock item can be adapted to meet your requirements.



**RIVET BUCKET**  
(Contains 2000 Rivets)

## R2T APPLICATOR TOOL

Use with SR-50 single Rivet Driver

TOOL SIZE		ORDERING NUMBER	ITEM CODE	WT. KGS.
mm	in.			
300	12"	R2T	40455	3.0
<b>REPLACEMENT PARTS</b>				
Gauge Pin Guide		SR26	40479	0.02
Anvil Insert (14/Bag)		R2T-AI	40469	0.03

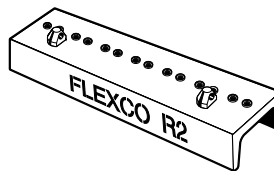
## SINGLE RIVET DRIVER TOOL

DESCRIPTION	ORDERING NUMBER	ITEM CODE	WT. KGS.
Driver Tool Complete	SR-50	40510	0.4
Drive Rod	SR5-7	40517	0.1

## RIVET SET\*

ORDERING NUMBER	ITEM CODE	WT. KGS.
R5S	40348	0.9

\*If no SRTA Application Tool is available, fasteners may be installed with an R5S Flexco Rivet Set.



## RIVETS



Self-setting, pre-assembled with pilot nails

### STEEL

ORDERING NUMBER	ITEM CODE	BOX QTY.	WT. KGS.
<b>BOX (100 Rivets)</b>			
SRAA-100	40509	100	0.4
SRA-100	40539	100	0.5
SRB-100	40540	100	0.5
<b>BOX (250 Rivets)</b>			
SRAA	40508	250	1.0
SRA	40527	250	1.0
SRB	40528	250	1.1
<b>BUCKET (2000 Rivets)</b>			
SRAA-2M	40424	2000	7.3
SRA-2M	41190	2000	7.5
SRB-2M	41191	2000	8.2
<b>BUCKET WITH WASHERS</b>			
<b>BUCKET (2000 Rivets)</b>			
SRAA-W-2M	40315	2000	7.3
SRA-W-2M	40316	2000	7.5
SRB-W-2M	40318	2000	8.2

### STAINLESS (TYPE 430)

ORDERING NUMBER	ITEM CODE	BOX QTY.	WT. KGS.
<b>BOX (250 Rivets)</b>			
SRAA-S	40468	250	1.0
SRA-S	40542	250	1.0
SRB-S	40543	250	1.1
<b>BUCKET (2000 Rivets)</b>			
SRAA-S-2M	40762	2000	7.5
SRA-S-2M	41200	2000	7.8
SRB-S-2M	41201	2000	8.6
<b>BUCKET WITH WASHERS</b>			
<b>BUCKET (2000 Rivets)</b>			
SRAA-S-W-2M	40319	2000	7.5
SRA-S-W-2M	40317	2000	7.8
SRB-S-W-2M	40320	2000	8.6

### EVERDUR

ORDERING NUMBER	ITEM CODE	BOX QTY.	WT. KGS.
<b>BOX (250 Rivets)</b>			
SRAA-E	40550	250	1.0
SRA-E	40551	250	1.0
SRB-E	40552	250	1.1
<b>BOXES WITH WASHERS</b>			
<b>BOXES (250 Rivets)</b>			
SRAA-E-W	40553	250	1.0
SRA-E-W	40554	250	1.0
SRB-E-W	40555	250	1.1

NOTE: For use in non-magnetic applications with R2 and R5 stainless strips.

## FLEXCO® R2 RIVET SELECTION CHART

FASTENER SIZE	BELT THICKNESS RANGE MEASURED AFTER SKIVE		RIVET SIZE
	in.	mm	
R2	1/8-7/32"	3-6	SRAA
	3/16-5/16"	4-8	SRA
	9/32-3/8"	7-10	SRB

## Rivets Required For One R2 Joint

BELT WIDTH		RIVET REQUIRED
in.	mm	
12	300	24
18	450	40
24	600	52
30	750	64
36	900	80
42	1050	92
48	1200	108
54	1350	120
60	1500	136

NOTE: For hinge pins and retaining washers for R2 see page 86.

NOTE: For Multiple Rivet (MSRT) and Single Rivet (SRTA) Applicator Tools see pages 88 & 89.

Stock Items (non-shaded)

Made To Order Items (shaded). Contact Flexco for lead times, minimum order may apply.

# Flexco® SR™ Scalloped Edge™ Rivet Hinged Fasteners



**NOTE:**

In most cases, fastener strip length is not equal to belt width. Order by belt width.

## FASTENERS

Order each component separately for a complete splice: Fastener Strip + Rivets + Hinge Pin

### STEEL (Continuous Strip)

For R5	BELT WIDTH		ORDERING NUMBER	ITEM CODE	WT. KGS.
	mm	in.	PACKAGE (Two Fastener Strips)		
	450	18"	R5-SE-18/450	41314	1.2
600	24"	R5-SE-24/600	41315	1.5	
750	30"	R5-SE-30/750	41276	1.9	
900	36"	R5-SE-36/900	41277	2.3	
1050	42"	R5-SE-42/1050	41278	2.7	
1200	48"	R5-SE-48/1200	41279	3.1	
1350	54"	R5-SE-54/1350	41296	3.4	
1500	60"	R5-SE-60/1500	41298	3.9	
1800	72"	R5-SE-72/1800	41316	4.7	

### STAINLESS TYPE 316 (Continuous Strip)

For R5	BELT WIDTH		ORDERING NUMBER	ITEM CODE	WT. KGS.
	mm	in.	PACKAGE (Two Fastener Strips)		
	600	24"	R5S-SE-24/600	41327	1.5
900	36"	R5S-SE-36/900	41290	2.3	
1050	42"	R5S-SE-42/1050	41291	0.5	
1200	48"	R5S-SE-48/1200	41292	3.1	
1500	60"	R5S-SE-60/1500	41294	3.9	
1800	72"	R5S-SE-72/1800	41581	3.7	

### RUSTALLOY® (Continuous Strip)\*

For R5	BELT WIDTH		ORDERING NUMBER	ITEM CODE	WT. KGS.
	mm	in.	PACKAGE (Two Fastener Strips)		
	1050	42"	RAR5-SE-42/1050	41285	2.7
1200	48"	RAR5-SE-48/1200	41286	3.1	

### MEGALLOY® (4 Plate Strips. 10 Strip Per Box)

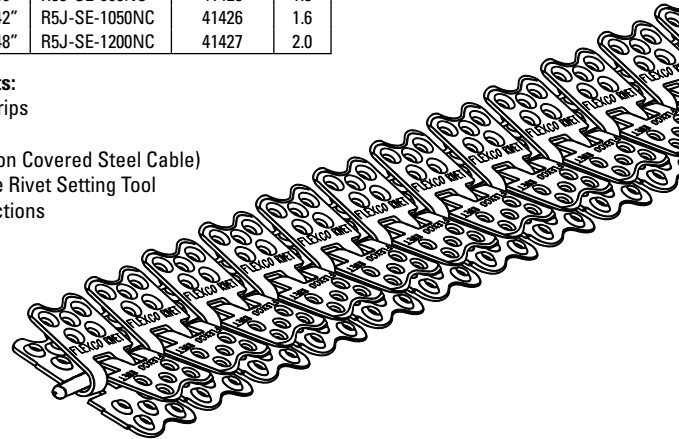
For R5	ORDERING NUMBER		ITEM CODE	WT. KGS.	
	R5MA-SE		41067	2.1	
	Plates Required for one R5MA Joint				
	BELT WIDTH		PLATES REQUIRED	PLATES REQUIRED	
	mm	in.		mm	in.
450	18"	20	1200	48"	54
600	24"	26	1350	54"	60
750	30"	32	1500	60"	68
900	36"	40	1800	72"	82
1050	42"	46			

### STEEL "J" CARTONS

For R5	BELT WIDTH		ORDERING NUMBER	ITEM CODE	WT. KGS.
	mm	in.	"J" Cartons		
	450	18"	R5J-SE-450NC	41421	0.7
600	24"	R5J-SE-600NC	41423	1.0	
750	30"	R5J-SE-750NC	41424	1.2	
900	36"	R5J-SE-900NC	41425	1.5	
1050	42"	R5J-SE-1050NC	41426	1.6	
1200	48"	R5J-SE-1200NC	41427	2.0	

**"J" Carton Contents:**

- R5-SE Fastener Strips
- Steel Rivets
- NC Hinge Pin (Nylon Covered Steel Cable)
- R5J-RS disposable Rivet Setting Tool
- Installation Instructions



### STEEL (Continuous Strip)

For R5-1/2	BELT WIDTH		ORDERING NUMBER	ITEM CODE	WT. KGS.
	mm	in.	PACKAGE (Two Fastener Strips)		
	900	36"	R5-1/2-SE-36/900	41513	3.5
1050	42"	R5-1/2-SE-42/1050	41509	4.0	
1200	48"	R5-1/2-SE-48/1200	41510	4.5	
1500	60"	R5-1/2-SE-60/1500	41511	5.7	
1800	72"	R5-1/2-SE-72/1800	41512	7.0	

### RUSTALLOY® (Continuous Strip)\*

For R5-1/2	BELT WIDTH		ORDERING NUMBER	ITEM CODE	WT. KGS.
	mm	in.	PACKAGE (Two Fastener Strips)		
	900	36"	RAR5-1/2-SE-36/900	41351	3.4
1050	42"	RAR5-1/2-SE-42/1050	41391	4.0	
1200	48"	RAR5-1/2-SE-48/1200	41319	4.6	
1500	60"	RAR5-1/2-SE-60/1500	41394	5.7	

\* 400 SERIES STAINLESS



# Flexco® SR™ Scalloped Edge™ Rivet Hinged Fasteners

**NOTE:** In most cases, fastener strip length is not equal to belt width. Order by belt width.

## FASTENERS

Order each component separately for a complete splice: Fastener Strip + Rivets + Hinge Pin

### STEEL (Continuous Strip)

For R6	BELT WIDTH		ORDERING NUMBER	ITEM CODE	WT. KGS.
	mm	in.	PACKAGE (Two Fastener Strips)		
	900	36"	R6-SE-36/900	40399	4.7
1050	42"	R6-SE-42/1050	40389	5.3	
1200	48"	R6-SE-48/1200	40390	6.3	
1400	55"	R6-SE-55/1400	40394	7.0	
1500	60"	R6-SE-60/1500	40392	7.3	
1600	63"	R6-SE-63/1600	40398	8.5	
1800	72"	R6-SE-72/1800	40393	9.4	
2130	84"	R6-SE-84/2130	40416	1.1	

### RUSTALLOY® (Continuous Strip)\*

For R6	BELT WIDTH		ORDERING NUMBER	ITEM CODE	WT. KGS.
	mm	in.	PACKAGE (Two Fastener Strips)		
	1050	42"	RAR6-SE-42/1050	41542	5.3
1500	60"	RAR6-SE-60/1500	41545	7.3	
1800	72"	RAR6-SE-72/1800	41546	9.4	
2130	84"	RAR6-SE-84/2130	41547	13.0	

### RAR6LP LOW PROFILE\*

For R6	BELT WIDTH		ORDERING NUMBER	ITEM CODE	WT. KGS.
	mm	in.	PACKAGE (Two Fastener Strips)		
	1500	60"	RAR6LP-SE-60/1500	40831	4.9
1800	72"	RAR6LP-SE-72/1800	40832	5.7	

### RUSTALLOY® (Continuous Strip)\*

### \* 400 SERIES STAINLESS

For R8	BELT WIDTH		ORDERING NUMBER	ITEM CODE	WT. KGS.
	mm	in.	PACKAGE (Two Fastener Strips)		
	1200	48"	RAR8-SE-48/1200	41712	6.3
1500	60"	RAR8-SE-60/1500	41714	7.3	
1800	72"	RAR8-SE-72/1800	41715	9.5	
2000	80"	RAR8-SE-80/2000	42175	11.3	
2130	84"	RAR8-SE-84/2130	41716	13.1	

### STAINLESS 300 SERIES

For R9	BELT WIDTH		ORDERING NUMBER	ITEM CODE	WT. KGS.
	mm	in.	PACKAGE (Two Fastener Strips)		
	1200	48"	R9S-SE-48/1200	41737	7.7
1350	54"	R9S-SE-54/1350	41738	8.6	
1500	60"	R9S-SE-60/1500	41739	9.9	
1800	72"	R9S-SE-72/1800	41740	11.7	
2130	84"	R9S-SE-84/2130	41741	13.7	

### Rivets Required For One R5, R5-1/2 or R6 Joint

BELT WIDTH		RIVETS REQUIRED
mm	in.	
450	18"	100
600	24"	130
750	30"	160
900	36"	200
1050	42"	230
1200	48"	270
1350	54"	300
1500	60"	340
1800	72"	410
2130	84"	480

### RIVET SELECTION CHART

FASTENER SIZE	BELT THICKNESS RANGE		RIVET SIZE
	mm	in.	
R5	6-8	7/32-5/16	SRA
	7-10	9/32-3/8	SRB
	9-11	11/32-7/16	SRC
	10.5-11	13/32-7/16	SRC/D
R5-1/2 & R6LP	8-9	5/16-11/32	SRB
	8-10.5	5/16-13/32	SRC
	10-12	3/8-15/32	SRC/D
	11-13.5	7/16-17/32	SRD
	13-15	1/2-19/32	SRE
	14-16.5	9/16-21/32	SRF*
	16-18	5/8-23/32	SRG*
R6	9-11	13/32-7/16	SRC/D
	10.5-13	13/32-1/2	SRD
	12-14	15/32-9/16	SRE
	13.5-16	17/32-5/8	SRF
R8	15-17	19/32-11/16	SRG
	10.5-11	13/32-7/16	SRC/D
	10.5-13	13/32-1/2	SRD
R8	12-14	15/32-9/16	SRE
	13.5-16	17/32-5/8	SRF
	15-17	19/32-11/16	SRG

\* Applies to RAR6LP only.

## RIVETS

Self-setting, pre-assembled with pilot nails



### STEEL

ORDERING NUMBER	ITEM CODE	BOX QTY.	WT. KGS.
<b>BOX (100 Rivets)</b>			
SRAA-100	40509	100	0.4
<b>BOX (250 Rivets)</b>			
SRAA	40508	250	0.5
SRA	40527	250	1.0
SRB	40528	250	1.1
SRC	40529	250	1.2
SRC/D	40538	250	1.3
SRD	40530	250	1.3
SRE	40531	250	1.4
SRF	40532	250	1.4
SRG	40533	250	1.5
SRI	40535	250	1.5

### STAINLESS (TYPE 430)

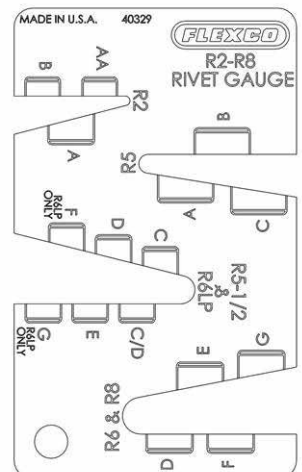
ORDERING NUMBER	ITEM CODE	BOX QTY.	WT. KGS.
<b>BOX (250 Rivets)</b>			
SRA-S	40542	250	1.0
SRB-S	40543	250	1.1
SRC-S	40544	250	1.2
SRC/D-S	40548	250	1.3
SRD-S	40545	250	1.3
SRE-S	40546	250	1.4
SRF-S	40547	250	1.4
SRG-S	40523	250	1.5

### Rivets Required For One R8 Joint

BELT WIDTH		RIVETS REQUIRED
mm	in.	
1200	48"	432
1350	54"	480
1500	60"	544
1800	72"	656
2130	84"	768

### RIVET SELECTION GAUGE

ORDERING NUMBER	ITEM CODE	WT. KGS.
R2-R8	40329	0.3







## RAPID LOADER™ RIVET STRIPS

(For R5, R5-1/2, R6, BR10)

Self-setting, pre-assembled with pilot nails

60 Strips / 1200 Rivets per Bucket

DESCRIPTION		ORDERING NUMBER	ITEM CODE	WT. KGS.
Size	Color Code			
<b>STEEL</b>				
A	Red	CSRLA	40857	5.9
B	White	CSRLB	40858	6.3
C	Blue	CSRLC	40859	6.7
D	Green, Purple, Yellow, Black	CSRLD	40861	7.1
E	Purple	CSRLE	40862	7.3
F	Yellow	CSRLF	40863	7.6
G	Black	CSRLG	40864	7.9
<b>STAINLESS (TYPE 430)</b>				
A	Red	CSRLA-S	40978	5.9
B	White	CSRLB-S	40979	6.3
C	Blue	CSRLC-S	40980	6.8
D	Green	CSRLD-S	40982	7.0
E	Purple	CSRLE-S	40983	7.2
F	Yellow	CSRLF-S	40984	7.5
G	Black	CSRLG-S	40985	7.7

(For R8 and R9)

		DESCRIPTION		ORDERING NUMBER	ITEM CODE	WT. KGS.
		Size	Color Code			
<b>STEEL</b>						
Rivet Qty. 768	1024	D	Green	CSRL8D	41846	6.1
		E	Purple	CSRL8E	41847	6.4
		F	Yellow	CSRL8F	41848	6.7
		G	Black	CSRL8G	41849	7.0
		H	Gray	CSRL8H	41850	7.3
<b>STAINLESS (TYPE 430)</b>						
Rivet Qty. 768	1024	D	D	CSRL8D-S	41855	6.4
		E	E	CSRL8E-S	41856	6.7
		F	F	CSRL8F-S	41857	7.0
		G	G	CSRL8G-S	41858	7.3
		H	H	CSRL8H-S	41859	5.7



**NOTE:** Use standard rivet selection criteria for collated rivet strips.

## RAPID LOADER™ RIVET STRIPS

WITH WASHERS

(For R5, R5-1/2, R6, BR10)

(For use with the Flexco® Power Set™ Rivet Driver and Hilti DX 460-SR installation tool)

60 Strips / 1200 Rivets per Bucket

DESCRIPTION		ORDERING NUMBER	ITEM CODE	WT. KGS.
Size	Color Code			
<b>STEEL</b>				
A	Red	CSRLA-W	40891	5.9
B	White	CSRLB-W	40892	6.3
C	Blue	CSRLC-W	40893	6.8
D	Green	CSRLD-W	40897	7.0
E	Purple	CSRLE-W	40898	7.2
F	Yellow	CSRLF-W	40899	7.5
G	Black	CSRLG-W	40901	7.7
<b>STAINLESS (TYPE 430)</b>				
A	Red	CSRLA-S-W	40955	5.9
B	White	CSRLB-S-W	40956	6.3
C	Blue	CSRLC-S-W	40957	6.8
D	Green	CSRLD-S-W	40959	7.0
E	Purple	CSRLE-S-W	40961	7.2
F	Yellow	CSRLF-S-W	40969	7.5
G	Black	CSRLG-S-W	40971	7.7

(For R8 and R9)

		DESCRIPTION		ORDERING NUMBER	ITEM CODE	WT. KGS.
		Size	Color Code			
<b>STEEL</b>						
Rivet Qty. 768	1024	D	Green	CSRL8D-W	41880	6.4
		E	Purple	CSRL8E-W	41881	6.7
		F	Yellow	CSRL8F-W	41882	7.0
		G	Black	CSRL8G-W	41883	7.3
		H	Gray	CSRL8H-W	41884	5.7
<b>STAINLESS (TYPE 430)</b>						
Rivet Qty. 768	1024	D	Green	CSRL8D-S-W	41889	6.4
		E	Purple	CSRL8E-S-W	41890	6.7
		F	Yellow	CSRL8F-S-W	41891	7.0
		G	Black	CSRL8G-S-W	41892	7.3
		H	Grey	CSRL8H-S-W	41893	5.7


□ Stock Items (non-shaded)

■ Made To Order Items (shaded). Contact Flexco for lead times, minimum order may apply.



# Flexco® SR™ Scalloped Edge™ Rivet Hinged Fasteners

## HINGE PINS



### FOR R2 & R5

BELT WIDTH		ORDERING NUMBER	ITEM CODE	WT. KGS.
		<b>NAC</b> NYLON COVERED ARMORED CABLE (6 mm, 1/4" dia.)		
		EACH (One Pin)		
mm	in.			
450	18"	NAC-450-1	38108	0.1
600	24"	NAC-600-1	37026	0.05
750	30"	NAC-750-1	37029	0.05
900	36"	NAC-900-1	37031	0.1
1050	42"	NAC-1050-1	37033	0.1
1200	48"	NAC-1200-1	39728	0.1
1350	54"			
1400	55"	NAC-1400-1	37035	0.3
1500	60"	NAC-1500-1	37036	0.1
1800	72"	NAC-1800-1	37039	0.1

ORDERING NUMBER	ITEM CODE	WT. KGS.
<b>NC</b> NYLON COVERED STEEL CABLE (6 mm, 1/4" dia.)		
EACH (One Pin)		
NC-450-1	37048	0.05
NC-600-1	37050	0.05
NC-750-1	37053	0.05
NC-900-1	37055	0.05
NC-1050-1	37057	0.05
NC-1200-1	37058	0.1
NC-1500-1	37060	0.1
<b>30M/100 FT. COILS</b>		
NC-C	39740	3.9

ORDERING NUMBER	ITEM CODE	WT. KGS.
<b>*NCS</b> NYLON COVERED STAINLESS CABLE (6 mm, 1/4" dia.)		
EACH (One Pin)		
NCS-900-1	37079	0.05
NCS-1200-1	37082	0.1
NCS-1350-1	37089	0.1
NCS-1500-1	37084	0.1
NCS-1800-1	37087	0.1
<b>30M/100 FT. COILS</b>		
NCS-C	39817	3.9

### FOR R2 & R5

BELT WIDTH		ORDERING NUMBER	ITEM CODE	WT. KGS.
		<b>SC</b> BARE STEEL CABLE (6 mm, 1/4" dia.)		
		EACH (One Pin)		
mm	in.			
600	24"	SC-600-1	37096	0.05
900	36"	SC-900-1	37100	0.1
1050	42"	SC-1050-1	37102	0.1
1200	48"	SC-1200-1	37103	0.1

ORDERING NUMBER	ITEM CODE	WT. KGS.
<b>*SSC</b> BARE STAINLESS CABLE (5 mm, 7/32" dia.)		
EACH (One Pin)		
SSC-600-1	37118	0.1
SSC-900-1	37122	0.1
SSC-1050-1	37124	0.1
SSC-1200-1	37125	0.1

### FOR R5

BELT WIDTH		ORDERING NUMBER	ITEM CODE	WT. KGS.
		<b>*SSC932</b> BARE STAINLESS CABLE (7 mm, 9/32" dia.)		
		EACH (One Pin)		
mm	in.			
750	30"	SSC932-750-1	37160	0.1
900	36"	SSC932-900-1	37162	0.1
1050	42"	SSC932-1050-1	37164	0.2
1200	48"	SSC932-1200-1	37165	0.2
1500	60"	SSC932-1500-1	38352	0.2

## HINGE PIN RETAINING COLLARS

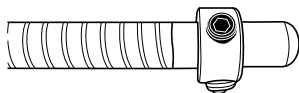
FOR PIN DIAMETER	ORDERING NUMBER	ITEM CODE	WT. KGS.
7/32-9/32	HPRET1	40198	0.2
2-3/64-13/32	HPRET2	40199	0.2

## HINGE PIN RETAINING WASHERS FOR R2, R5, 6.35 mm (1/4") DIAMETER NYLON CABLE HINGE PINS ONLY

50 PER PACKAGE

ORDERING NUMBER	ITEM CODE	WT. KGS.
310-RET-50	40135	0.1

NOTE: 6.35 mm (1/4") inside diameter




## SIFT STOP FOAM STRIP

DESCRIPTION	SIZE	ORDERING NUMBER	ITEM CODE	WT. KGS.
Creates a sealed joint to prevent sifting. These strips can be used with R5-R8.	12.2 M (40 ft)	XPSS-40	37179	0.09

# Flexco® SR™ Scalloped Edge™ Rivet Hinged Fasteners



## HINGE PINS



FOR R5-1/2, R6, RAR6LP, R8

\*300 SERIES

BELT WIDTH		ORDERING NUMBER	ITEM CODE	WT. KGS.	ORDERING NUMBER	ITEM CODE	WT. KGS.	ORDERING NUMBER	ITEM CODE	WT. KGS.
		<b>AC6</b> BARE ARMORED STEEL CABLE (9 mm, 3/8" dia.)			<b>*ACS6</b> BARE ARMORED STAINLESS CABLE (9 mm, 3/8" dia.)			<b>NAC6</b> NYLON COVERED ARMORED CABLE (10 mm, 13/32" dia.)		
<b>mm</b>	<b>in.</b>	EACH (One Pin)			EACH (One Pin)			EACH (One Pin)		
900	36"							NAC6-900-1	37208	0.2
1050	42"	AC6-1050-1	37186	0.2	ACS6-1050-1	39296	0.3	NAC6-1050-1	37210	0.2
1200	48"	AC6-1200-1	37187	0.3	ACS6-1200-1	39294	0.3	NAC6-1200-1	37211	0.3
1350	54"	AC6-1350-1	37188	0.3				NAC6-1350-1	37217	0.3
1500	60"	AC6-1500-1	37189	0.3	ACS6-1500	39278	0.3	NAC6-1500-1	37213	0.3
1800	72"	AC6-1800-1	37192	0.3	ACS6-1800	39279	0.3	NAC6-1600-1	32714	0.4
2130	84"							NAC6-1800-1	37216	0.4
								NAC6-2000-1	37218	0.5
								NAC6-2130-1	38154	0.5

FOR R9

BELT WIDTH		ORDERING NUMBER	ITEM CODE	WT. KGS.	ORDERING NUMBER	ITEM CODE	WT. KGS.
		<b>*NCS</b> NYLON COVERED STAINLESS CABLE (15.8 mm, 5/8" dia.)			<b>NCS</b> NYLON COVERED STAINLESS CABLE (19 mm, 3/4" dia.)		
<b>mm</b>	<b>in.</b>	EACH (One Pin)			EACH (One Pin)		
1200	48"	NCS962-48-1	53234	1.0	NCS975-48-1	53255	1.4
1350	54"	NCS962-54-1	53235	1.1	NCS975-54-1	53256	1.6
1500	60"	NCS962-60-1	53236	1.2	NCS975-60-1	53257	1.8
1800	72"	NCS962-72-1	53237	1.5	NCS975-72-1	53258	2.2
2130	84"	NCS962-84-1	53238	1.7	NCS975-84-1	53259	2.5

Stock Items (non-shaded)  
 Made To Order Items (shaded). Contact Flexco for lead times, minimum order may apply.



## INSTALLATION TOOLS

### Multiple Rivet Applicator Tool

Please apply BCP discounts for all maintenance and installation tools found in this handbook.

#### MSRT APPLICATOR COMPLETE\*

(Includes two SR700 Multiple Guide Blocks, two SR759 Multiple Drive Rods, two 2 kg (4 lb.) Hammers, Lubricant and one Canvas Carry Bag.)

(NOTE: For installation of R2, R5, R5-1/2, and R6 Fasteners.)

BELT WIDTH		ORDERING NUMBER	ITEM CODE	WT. KGS.
mm	in.			
750	30"	MSRT-30	41041	27.8
900	36"	MSRT-36	41042	31.4
1050	42"	MSRT-42	41043	35.1
1200	48"	MSRT-48	41044	38.6
1500	60"	MSRT-60	41046	43.0
1800	72"	MSRT-72	41047	45.5
2130	84"	MSRT-84	41048	50.0
2430	96"	MSRT-94	41049	55.0

#### MSRT8 APPLICATOR COMPLETE\*

(NOTE: Installs R6, RAR6 and RAR8 fasteners only.)

BELT WIDTH		ORDERING NUMBER	ITEM CODE	WT. KGS.
mm	in.			
1200	48"	MSRT8-48	41032	17.7
1500	60"	MSRT8-60	41033	19.5
1800	72"	MSRT8-72	41034	20.9
2130	84"	MSRT8-84	41035	22.7

#### MSRT9 APPLICATOR COMPLETE\*

(NOTE: Installs R9 fasteners only.)

BELT WIDTH		ORDERING NUMBER	ITEM CODE	WT. KGS.
mm	in.			
1200	48"	MSRT9-48	40994	17.2
1500	60"	MSRT9-60	40995	20.4
1800	72"	MSRT9-72	40996	23.6
2130	84"	MSRT9-84	40997	24.9

#### MULTIPLE RIVET DRIVER COMPONENTS\*

DESCRIPTION	ORDERING NUMBER	ITEM CODE	WT. KGS.
Multiple Guide Block	SR700	41054	1.4
Multiple 5 Prong Drive Rod	SR759	41055	0.5
Multiple Guide Block - For R8	SR800	41050	2.3
8 Prong Drive Rod	SR859-8	41068	0.5
Multiple Guide Block - For R9	SR900	41045	3.2
2 Prong Drive Rod	SR759-2	41058	0.4
Silicone Pump Lubricant	SLP5	30933	0.6
Six lb. Hammer	6FH	30375	3.3
Canvas Bag	SR-CB	41031	0.6

□ Stock Items (non-shaded)

■ Made To Order Items (shaded). Contact Flexco for lead times, minimum order may apply.

#### ALUMINUM MSRT\*

BELT WIDTH		ORDERING NUMBER	ITEM CODE	WT. KGS.
mm	in.			
EACH (One Pin)				
750	30"	MSRT-30-AL	40771	25.9
900	36"	MSRT-36-AL	40772	28.6
1050	42"	MSRT-42-AL	40775	31.4
1200	48"	MSRT-48-AL	40776	34.5
1500	60"	MSRT-60-AL	40782	40.5
1800	72"	MSRT-72-AL	40783	47.7
2130	84"	MSRT-84-AL	40784	55.0
2430	96"	MSRT-94-AL	40785	62.3

#### ALUMINUM MSRT8\*

BELT WIDTH		ORDERING NUMBER	ITEM CODE	WT. KGS.
mm	in.			
EACH (One Pin)				
1200	48"	MSRT8-48-AL	41115	34.5
1500	60"	MSRT8-60-AL	41116	40.5
1800	72"	MSRT8-72-AL	41117	55.0
2130	84"	MSRT8-84-AL	41118	62.3
2430	96"	MSRT8-94-AL	41119	47.7

#### FLEXCO® FSK™ BELT SKIVER\*

Width of Skive 64 mm (2 1/2")

DESCRIPTION	ORDERING NUMBER	ITEM CODE	WT. KGS.
Skiver Complete	FSK-2	32068	9.4
Power Skiver Complete*	FSK2MP	102981	9.9
Power Skiver XL Complete*	FSK2MXLP	102978	10.8
<b>REPLACEMENT PARTS</b>			
Skiver Blade Standard	FSK-1B	31996	0.1
Skiver Blade High-Wear	FSK-1BA	31999	0.1

\*Comes with standard blade

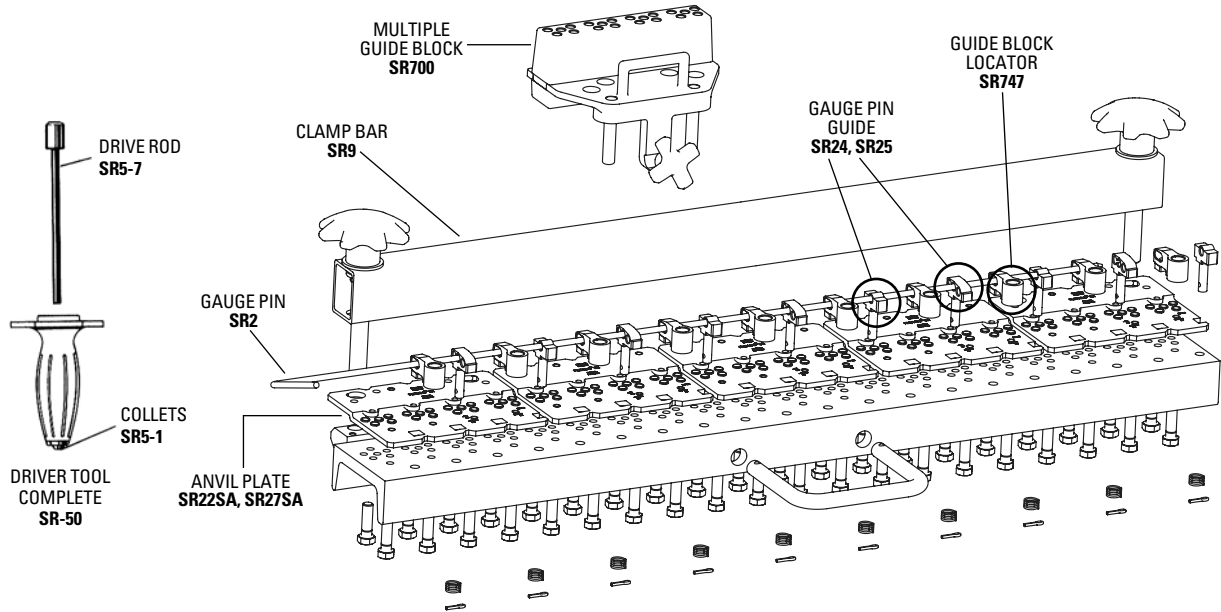
#### METAL TOOL BOX FOR SR™ and BR™ APPLICATOR TOOLS

DESCRIPTION	ORDERING NUMBER / ITEM CODE	WT. KGS.
36" Tool Box	40988	18.6
42" or 48" Tool Box	40990	21.8
60" Tool Box	40991	33.1
72" Tool Box	40993	36.8

# Flexco® SR™ Scalloped Edge™ Rivet Hinged Fasteners



Please apply BCP discounts for all maintenance and installation tools found in this handbook.



## REPLACEMENT PARTS FOR SRT, SRTA, MSRT TOOLS\*

DESCRIPTION	ORDERING NUMBER	ITEM CODE	WT. KGS.
Gauge Pin Guide with Spring and Cotter Pin-one hole	SR24	40503	0.05
Gauge Pin Guide with Spring and Cotter Pin-3 hole	SR25	40504	0.05
End Anvil Plate	SR22SAE	41960	1.7
Middle Anvil Plate	SR22SAM	41961	1.7
MST8 End Anvil Plate	SR27SAE	41962	1.7
MSRT8 Middle Anvil Plate	SR27SAM	41963	1.7
Anvil Plate Screws (50/Package)	BRPS	40908	0.3
Tightening Bolt Complete	SR23	40502	0.1
Rivet Guide Locator Assembly	SR747	41056	0.1
Rivet Guide Locator Assembly (R9)	SR947	41069	0.09
Clamping Screw	SR757	41057	0.05
Collets—Set of Two	SR5-1	40511	0.05
Gauge Pin for 750 mm (30") Tool	SR2-30	40482	0.2
Gauge Pin for 950 mm (36") Tool	SR2-36	40483	0.3
Gauge Pin for 1050 mm (42") Tool	SR2-42	40484	0.3
Gauge Pin for 1200 mm (48") Tool	SR2-48	40485	0.4
Gauge Pin for 1500 mm (60") Tool	SR2-60	40487	0.5
Gauge Pin for 1800 mm (72") Tool	SR2-72	40488	0.5
Gauge Pin for 2130 mm (84") Tool	SR2-84	40489	0.7
Clamp Bar Nut w/Screws	SR-CBNS	42085	0.2
Clamp Bar for 750 mm (30") Tool	SR9-30	40493	1.7
Clamp Bar for 950 mm (36") Tool	SR9-36	40494	1.9
Clamp Bar for 1050 mm (42") Tool	SR9-42	40495	2.4
Clamp Bar for 1200 mm (48") Tool	SR9-48	40496	2.8
Clamp Bar for 1500 mm (60") Tool	SR9-60	40498	3.1
Clamp Bar for 1800 mm (72") Tool	SR9-72	40499	3.4
Clamp Bar for 2130 mm (84") Tool	SR9-84	40497	3.6

## REPLACEMENT PARTS FOR ALUMINUM MSRT TOOL\*

DESCRIPTION	ORDERING NUMBER	ITEM CODE	WT. KGS.
Guide Locator	SR747-AL	43022	0.1
Gauge Pin Guide	SR25-AL	43023	0.05
Gauge Pin Guide	SR25-AL	43024	0.05
Anvil Plate-5 Hole	SR24-AL	43061	0.05
Anvil Plate-8 Hole	SR22SAAL	43062	0.7
Anvil Plate Screws	SR27SAAL	43027	1.1
Gauge Pin for 750 mm (30") Tool	SRPS-AL	43038	0.3
Gauge Pin for 950 mm (36") Tool	SR2-30-AL	43039	0.2
Gauge Pin for 1050 mm (42") Tool	AR2-36-AL	43040	0.2
Gauge Pin for 1200 mm (48") Tool	SR2-42-AL	43041	0.3
Gauge Pin for 1500 mm (60") Tool	SR2-48-AL	43042	0.3
Gauge Pin for 1800 mm (72") Tool	SR2-60-AL	43043	0.4
Gauge Pin for 2130 mm (84") Tool	SR2-72-AL	43044	0.5
Clamp Bar Nut w/Screws	SR2-84-AL	43029	0.6
Cambered Clamp Bar Assembly for 750 mm (30") Tool	SR91-AL	43030	0.2
Cambered Clamp Bar Assembly for 950 mm (36") Tool	SR9-30-AL	43031	1.7
Cambered Clamp Bar Assembly for 1050 mm (42") Tool	SR9-36-AL	43032	1.8
Cambered Clamp Bar Assembly for 1200 mm (48") Tool	SR9-42-AL	43033	2.4
Cambered Clamp Bar Assembly for 1500 mm (60") Tool	SR9-48-AL	43034	0.8
Cambered Clamp Bar Assembly for 1800 mm (72") Tool	SR9-60-AL	43035	3.0
Cambered Clamp Bar Assembly for 2130 mm (84") Tool	SR9-72-AL	43036	3.4

## PARTS REQUIRED TO SPAN THE ENTIRE WIDTH OF SRTA OR MSRT TOOLS

BELT WIDTH		SR700	SR747	SR24	SR25	SR22SA
mm.	in.	MULTIPLE GUIDE BLOCKS	RIVET GUIDE LOCATOR ASSEMBLIES	GAUGE PIN GUIDE	GAUGE PIN GUIDE	ANVIL PLATE COMPLETE
750	30	5	10	4	5	5
900	36	6	12	5	6	6
1050	42	7	14	6	7	7
1200	48	8	16	7	8	8
1500	60	10	20	9	10	10
1800	72	12	24	11	12	12
2130	84	14	28	13	14	14



# Flexco® SR™ Scalloped Edge™ Rivet Hinged Fasteners

## POWER INSTALLATION TOOLS

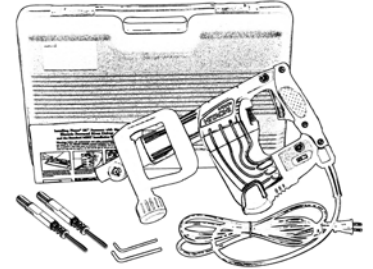
Please apply BCP discounts for all maintenance and installation tools found in this handbook.

### ELECTRIC POWERED RIVET DRIVER KIT\*

DESCRIPTION	ORDERING NUMBER	ITEM CODE	WT. KGS.
Standard Kit *	EPRDVSK-1	41943	3.1
Replacement Drive Rod	EPRDSS-DR	42083	0.7

\*Kit includes Driver, two Custom Drive Rods, Convenient Carrying Case

- For use with standard 110 volt electric
- Works with standard MSRT application tool and guide block

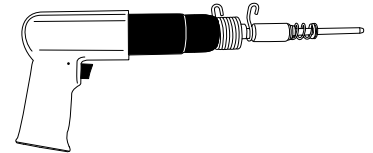


### AIR POWERED RIVET DRIVER\*

DESCRIPTION	ORDERING NUMBER	ITEM CODE	WT. KGS.
Air Powered Rivet Driver-Complete*	PTRDK	41835	1.0
<b>REPLACEMENT PARTS</b>			
Air Powered Rivet Driver	PTAH	41834	0.1
Retaining Spring	PTRD-RS	41837	0.05
Drive Rod with Hold Down Spring and Washer	PTRD-DR	41777	0.2
Hold Down Spring and Washer	DR-SW	41836	0.02

\* Includes Air Powered Rivet Driver, Retaining Spring, and Drive Rod with Hold Down Spring and Washer.

- Requires a minimum 90 psi for operation
- Works with standard MSRT application tool and guide block

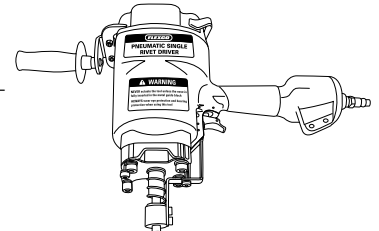


### PNEUMATIC SINGLE RIVET DRIVER\*

DESCRIPTION	ORDERING NUMBER	ITEM CODE	WT. KGS.
Pneumatic Single Rivet Driver*	PNEUDRIVE1	41992	20.0
5 Rivet Pattern SR™ Steel Guide Blocks	35RD-GB5-4	42000	4.5
8 Rivet Pattern SR™ Steel Guide Blocks (For installation of R8 or R9)	35RD-GB8-4	41998	5.4
Nose Piece	PDNP	41999	1.4
Nose Piece Safety	PDNPS	42036	0.4
Tool Bumper	PDBUMP	42037	0.2
O-Ring Kit	PDORING	42038	0.1
Handle	PDHANDLE	42039	0.1
HARDWARE Kit-screwa	PDHK	42040	0.3
CYLINDER	PDCYL	42041	0.5
Nose Spring	PDNSS	42042	0.05
Piston Rod	PDPR	42043	0.5
Trigger Valve	PDTVA	42044	0.05
Regulator Kit	FPD-RK	43008	3.5
Air Hose Assembly	PSRD-AH	42522	1.7

\*Includes one Pneumatic Single Rivet Driver, one Regulator, one Airhose, Instruction Manual, and Safety Glasses.

- Works with standard MSRT application tool
- Works with steel guide blocks – sold separately
- Works with Rapid Loader™ Rivet Strips with washers



□ Stock Items (non-shaded)

■ Made To Order Items (shaded). Contact Flexco for lead times, minimum order may apply.



## How Flexco® Bolt Solid Plate Fasteners Work

Strength of this fastener is derived from the compression of the plates, mounted above and below the belt, with high tensile strength bolts. This "compression" distributes the splice tension across the full width of each fastener plate. The holding ability is, thereby, increased by not solely relying upon the bolts to resist pull-out.

Additional strength and resistance to pull-out is obtained from the specially formed teeth on each plate. These teeth imbed deep into the belt carcass, without damaging the carcass fibers.

A tight butt splice is achieved through the exaggerated bolt hole spacing in the templet which forces the belt end together. Flexco® Bolt Solid Plate Fasteners permit natural conformance with troughing or transition idlers.


140, 190 and 2-1/2 size fasteners are specifically designed for thinner belting, allowing increased compression, greater reach-back, and more fastener plates per belt width.

Applications	Installation Method	What You Need for Installation
Higher-tension main haulage belts in <ul style="list-style-type: none"> <li>• Coal</li> <li>• Hard-Rock Mining</li> <li>• Foundries</li> <li>• Grain Elevators</li> <li>• Aggregate Plants</li> <li>• Steel Mills</li> </ul>	Holes are punched in belt quickly and accurately with a templet and boring tool. Fasteners are installed on-site with portable, hand, or power tools.	<ul style="list-style-type: none"> <li>• Fastener Plates</li> <li>• Bolts &amp; Nuts</li> <li>• Templet</li> <li>• Belt Punch</li> <li>• Wrench</li> <li>• Bolt Horn</li> <li>• Flexco Installation Tool</li> <li>• Impact Tool or Carpenter's Brace</li> </ul>
How to Specify the Correct Flexco® Bolt Solid Plate Fastener	Fastener Metal Selection	Hinge Pin Selection
<ol style="list-style-type: none"> <li>1. Determine Belt Tension (kN/m, PIW).</li> <li>2. Measure your Belt Thickness after skive.</li> <li>3. Measure the Diameter of the Smallest Pulley in your Drive with Belt Wrap more than 90°.</li> <li>4. When using self-cleaning wing pulleys, subtract 20% of the overall diameter to calculate the minimum pulley diameter.</li> <li>5. Choose the fastener size that is appropriate for your specifications in the selection chart below</li> </ol>	<p><b>Steel.</b> For most applications, plated steel is recommended.</p> <p><b>MegAlloy®.</b> For superior resistance to wear and abrasion.</p> <p><b>Stainless Steel.</b> Type 316 Stainless Steel provides extra resistance to abrasion, magnetic attraction and corrosion from acids and chemicals.</p> <p><b>Everdur®.</b> Spark-free material compared to steel and fully non-magnetic.</p> <p><b>Flexco® VP™.</b> Rubber covered steel top plates.</p>	No Hinge Pin Required.

### Flexco® Bolt Solid Plate Fastener Selection Chart

Fastener Size	Fastener Rating		Belt Thickness Range		Recommended Min. Pulley Diameter When installing a 45 degree splice the minimum pulley diameter is reduced by 25%.			
	For Belt Tension Rating Up To:	For Belt Strength Up To:	Measured After Skive		Operating Tension 75-100% of Fastener Rating		Operating Tension Under 75% of Fastener Rating	
	PIW	kN/m	mm	in.	mm	in.	mm	in.
1	150	260	5-11	3/16-7/16	300	12	250	10
140*, 140VP	225	400	5-11	3/16-7/16	350	14	300	12
190,190VP	375	650	8-14	5/16-9/16	450	18	400	16
1-1/2	300	520	11-17	7/16-11/16	450	18	400	16
2,2VP	440	770	14-21	9/16-13/16	760	30	710	28
2-1/4	620	1080	14-30	9/16-1-3/16	920	36	860	34
2-1/2	450	790	19-25	3/4-1	1050	42	1050	42
3	560	980	24-32	15/16-1-1/4	1220	48	1220	48

**Note:** When used with extra long bolts the maximum belt thickness is 48 mm (1-7/8") for No. 2-1/4 and 50 mm (2") for No. 3.



# Flexco® Bolt Solid Plate Fasteners

## FASTENERS

### "E" BOX 25 FASTENER SETS

**Exclusive Piloted Bolt Design Simplifies Installation:**

*The new piloted bolt is currently being phased in to replace standard bolt designs.*

*To order the new piloted bolts as they become available, use standard bolt ordering numbers.*

ORDERING NUMBER	ITEM CODE	ORDERING NUMBER	ITEM CODE	ORDERING NUMBER	ITEM CODE	ORDERING NUMBER	ITEM CODE	WT. KGS.
<b>STEEL</b>		<b>MEGALLOY® TOP &amp; BOTTOM PLATES, STEEL BOLTS &amp; NUTS</b>		<b>STAINLESS – 300 SERIES</b>		<b>EVERDUR</b>		
1E	20002			140ES	20034	140EE	20090	1.3
140E	20000			190ES	20035	190EE	20091	2.1
190E	20001							2.2
1-1/2E	20004	1-1/2EMAP	20366	1-1/2ES	20038	2EE	20095	2.7
2E	20005	2EMAP	20367	2ES	20039			3.6
2-1/4E	20006			2-1/4ES	20040			4.9
2-1/4E-LB	20028							5.1
2-1/2*	20007							2.9
3*	20008							3.6
3LB**	20029							4.9

\*10 Fastener Sets

+Long Bolt (maximum 45 mm belt thickness)

### "E" BOX 25 FASTENER SETS

ORDERING NUMBER	ITEM CODE	WT. KGS.
<b>MEGALLOY® TOP PLATES BALANCE STEEL</b>		
140EMA	20330	2.1
190EMA	20331	2.2
1-1/2EMA	20334	2.7
2EMA	20335	3.6

### "C" BUCKET (100 FASTENER SETS – BOTTOM PLATES PRE-ASSEMBLED)

ORDERING NUMBER	ITEM CODE	ORDERING NUMBER	ITEM CODE	WT. KGS.
<b>STEEL</b>		<b>MEGALLOY® TOP PLATES BALANCE STEEL</b>		
140C	20012	140CMA	20340	7.1
190C	20013			8.4
1-1/2C	20016			9.9
2C	20017			13.7
2-1/4C	20018			19.2
2-1/2L*	20052			14.0
3L*	20053			15.0
3LWLB**	20047			16.0

\*L Buckets are in quantities of 50

+Long Bolt (maximum 45 mm belt thickness)

**NOTE:** Stainless and Everdur fastener sets are also available in "C" Buckets

### FASTENER SETS

#### REQUIRED FOR VARIOUS BELT WIDTHS

BELT WIDTH	FASTENER SIZE 1, 140 & 190		FASTENER SIZE 1-1/2, 2 & 2-1/4				FASTENER SIZE 2-1/2 & 3						
	mm	in.	90°		45°		90°		45°				
300	12	9	10	12	12	8	8	10	9	6	6	7	7
450	18	14	15	19	19	11	12	15	15	9	9	12	12
600	24	19	20	26	26	15	16	21	21	13	12	16	17
750	30	24	25	33	33	19	20	27	27	16	16	21	21
900	36	29	30	40	41	23	24	32	33	19	19	26	26
1000		32		45		26		36		21		29	
1050	42	34	35	47	48	27	28	38	39	21	22	30	31
1200	48	39	40	54	55	31	32	43	44	26	26	35	35
1350	54	44	45	61	63	35	36	49	48	29	29	40	40
1500	60	49	50	68	69	39	40	55	56	32	32	44	44
1800	72	59	61	82	83	49	48	65	68	39	39	53	53

**NOTE:** Required fastener sets may vary from those listed depending on exact fastener size.

### FLEXCO® VP™ FASTENERS

RUBBER COVERED TOP PLATES BALANCE STEEL			
BOX*			
ORDERING NUMBER	ITEM CODE	PLATES PER STRIP	STRIPS PER BOX
140VP	20057	6	5
190VP	20056	6	5
2VP	20058	4	6

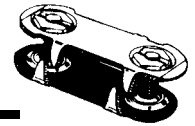


\* Box quantities provide enough fasteners to splice a 900 mm (36") belt

**Stock Items** (non-shaded)



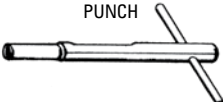




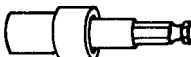

**Made To Order Items** (shaded). Contact Flexco for lead times, minimum order may apply.





## INSTALLATION TOOLS\*

### HAND & POWER TOOLS

	DESCRIPTION	FOR FASTENER NUMBER	ORDERING NUMBER	ITEM CODE	WT. KGS.
<b>HAND TOOLS</b>	BOLT HORN 		2BH	30480	0.05
	BOLT BREAKER (Two Per Package) 	1,140,190 & RP1	110	30474	0.5
		1½, 2, 2¼ & RP2	112*	30475	0.6
		2½ & 3	113*	30479	0.9
	PUNCH 	1,140,190 & RP1	P1P	30460	0.05
		1½, 2, 2¼ & RP2	P2P	30461	0.1
2½ & 3		P3P	30462	0.1	
BORING BIT 	1,140,190 & RP1	B1B	30468	0.05	
	1½, 2, 2¼ & RP2	B2B	30469	0.05	
	2½ & 3	B3B	30470	0.05	
WRENCH 	1,140,190 & RP1	S1S	30442	0.1	
	1½, 2, 2¼ & RP2	S2S	30443	0.1	
	2½ & 3	S3S	30444	0.1	
<b>POWER TOOLS</b>	POWER PUNCH 	1,140,190 & RP1	HP1	30463	0.1
		1½, 2, 2¼ & RP2	HP2	30464	0.1
		2½ & 3	HP3	30465	0.1
	POWER BORING BIT 	1,140,190 & RP1	HB1	30471	0.05
		1½, 2, 2¼ & RP2	HB2	30472	0.05
		2½ & 3	HB3	30473	0.05
	POWER WRENCH 	GREEN 1,140,190 & RP1	HW1	30447	0.1
RED 1½, 2, 2¼ & RP2		HW2	30448	0.1	
BLUE 2½ & 3		HW3	30449	0.2	
QUICK CHANGE CHUCK 		5552	30481	0.2	
12.5 mm (1/2") IMPACT TOOL (For Use with Quick Change Chuck)		30453	30453	8.9	

\*Sizes 112 & 113 are straight bolt breakers – no bend.

Please apply BCP discounts for all maintenance and installation tools found in this handbook.

### FLEXCO-LOK®

Belt tape 30.5 M (100') per carton



FASTENER SIZE	ORDERING NUMBER	ITEM CODE	WT. KGS.	TAPE WIDTH
Nos. 140, 1	FL7C	30888	0.4	11 mm (7/16")
Nos. 190	FL11C	30889	0.5	17 mm (11/16")
1-1/2, 2, 2-1/4				

### CRACKING CHISEL

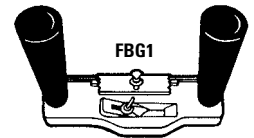
NUT SIZE	ORDERING NUMBER	ITEM CODE	WT. KGS.
1, 140 or 190	C1C	30438	0.5
1-1/2, 2, 2-1/4	C2C	30439	0.5



### FLEXCO® BELT GROOVER

(11 mm (7/16") wide groove path.)

ORDERING NUMBER	ITEM CODE	WT. KGS.
FBG1	31978	0.8
<b>EXTRA BLADES</b>		
HSP3	31980	0.05



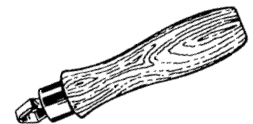
### FLEXCO® SILICONE LUBRICANT

ORDERING NUMBER	ITEM CODE	PKG. QTY.	WT. KGS.
SLP5	30933	1	0.6



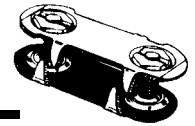
### FLEXCO® BELT IDENTIFICATION TOOL

ORDERING NUMBER	ITEM CODE	WT. KGS.
BT-1	31075	0.03



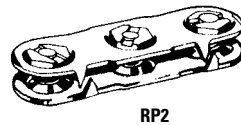
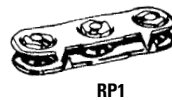
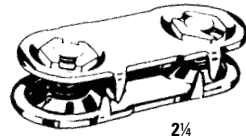


# Flexco® Bolt Solid Plate Fasteners



## RIP REPAIR FASTENERS

ORDERING NUMBER	ITEM CODE	BOX QTY.	WT. KGS.
<b>STEEL</b>			
RP1E	20010	25	2.1
RP1C	20022	100	8.7
RP2E	20011	25	4.6
RP2C	20023	100	17.6
2-1/4E	20006	25	4.8
2-1/4C	20018	100	19.5
<b>STAINLESS</b>			
RP1ES	20041	25	2.2
RP2ES	20042	25	4.6
2-1/4ES	20040	25	4.9
<b>EVERDUR</b>			
2-1/4EE	20096	25	5.3



## TURTLE® FASTENER-STEEL

ORDERING NUMBER	ITEM CODE	BOX QTY.	WT. LBS.
16	20206	50	2.0
17/2	20025	50	6.8
22/2	62382	50	7.3

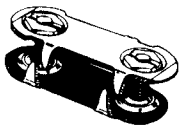
## RIP REPAIR SELECTION INFORMATION

Belt Thickness		Fastener Size
in.	mm.	
3/8-9/16	10-14	No. 16
1/4-1/2	6-13	RP1
3/8-13/16	10-21	RP2
9/16-1-3/16	14-30	2-1/4

**Note:** Use extra long bolts for thicker belts.

## RIP REPAIR KITS

DESCRIPTION	QUANTITY	ORDERING NUMBER	ITEM CODE	WT. KGS.
<b>1/4" to 1/2" (6 mm to 13 mm) Belt Thickness Range After Skive</b>				
<b>RIP REPAIR KIT COMPLETE</b>		<b>RP1C-RRK</b>	<b>30053</b>	<b>9.7</b>
Includes items as listed below:				
RP1C Fasteners, 100 pcs.	1	RP1C	20022	8.7
2BH Bolt-Horn Assy Tool	1	2BH	30480	0.0
110 Bolt Breakers (pair)	1	110	30474	0.5
HP1 Power Punch	1	HP1	30463	0.1
HB1 Power Boring Bit	1	HB1	30471	0.0
HW1 Power Wrench	2	HW1	30447	0.1
5552 Quick Change Chuck	1	5552	30481	0.2
<b>3/8" to 13/16" (10 mm to 21 mm) Belt Thickness Range After Skive</b>				
<b>RIP REPAIR KIT COMPLETE</b>		<b>RP2C-RRK</b>	<b>30054</b>	<b>18.6</b>
Includes items as listed below:				
RP2C Fasteners, 100 pcs.	1	RP2C	20023	17.6
2BH Bolt-Horn Assy Tool	1	2BH	30480	0.0
112 Bolt Breakers (pair)	1	112	30475	0.5
HP2 Power Punch	1	HP2	30464	0.1
HB2 Power Boring Bit	1	HB2	30472	0.0
HW2 Power Wrench	2	HW2	30448	0.1
5552 Quick Change Chuck	1	5552	30481	0.2
<b>15/16" to 1 1/4" (24 mm to 32 mm) Belt Thickness Range After Skive</b>				
<b>RIP REPAIR KIT COMPLETE</b>		<b>3L-RRK</b>	<b>30070</b>	<b>17.3</b>
Includes items as listed below:				
3L Fasteners, 50 pcs.	1	3L	20053	15.8
2BH Bolt-Horn Assy Tool	1	2BH	30480	0.0
113 Bolt Breakers (pair)	1	113	30479	0.9
HP3 Power Punch	1	HP3	30465	0.1
HB3 Power Boring Bit	1	HB3	30473	0.0
HW3 Power Wrench	2	HW3	30449	0.2
5552 Quick Change Chuck	1	5552	30481	0.2



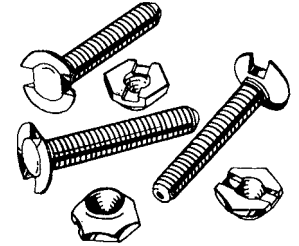
# Flexco® Bolt Solid Plate Fasteners

## Exclusive Piloted Bolt Design Simplifies Installation:

The new piloted bolt is currently being phased in to replace standard bolt designs.  
To order the new piloted bolts as they become available, use standard bolt ordering numbers.

### EXTRA BOLTS PER 100

FOR FASTENER NUMBER	ORDERING NUMBER / ITEM CODE	WT. KGS.	ORDERING NUMBER / ITEM CODE	WT. KGS.	ORDERING NUMBER / ITEM CODE	WT. KGS.
	STEEL		STAINLESS – 300 SERIES		EVERDUR	
1	20398	1.0				
140 & 190	20399	1.1	20400	1.0	20397	1.1
RP1	20398	1.0			20397	1.1
1-1/2, 2 & RP2	20406	1.9	20407	1.8	20409	2.1
2-1/4	20410	2.2	20411	2.2	20412	2.4
2-1/4 XL	20419	3.1				
2-1/2 & 3	20414	3.3				
2-1/2 & 3 XL	20413	3.9				



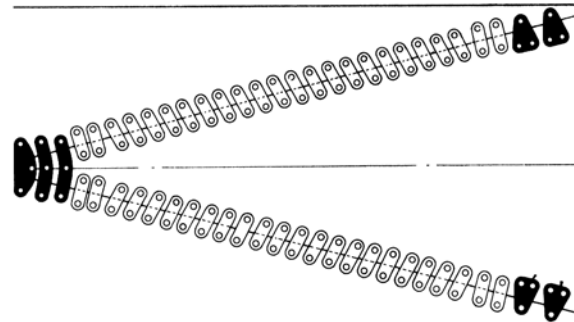
### EXTRA NUTS PER 100

FOR FASTENER NUMBER	ORDERING NUMBER / ITEM CODE	WT. KGS.	ORDERING NUMBER / ITEM CODE	WT. KGS.	ORDERING NUMBER / ITEM CODE	WT. KGS.
	STEEL		STAINLESS – 300 SERIES		EVERDUR	
1, 140, 190 & RP1	20377	0.4	20381	0.3	20387	0.4
1-1/2, 2, 2-1/4, & RP2	20378	0.5	20382	0.5	20388	0.5
2-1/2 & 3	20379	1.0				

### WEDLOK®


DESCRIPTION	ORDERING NUMBER	ITEM CODE	WT. KGS.
Splice Kit*	2W	20200	1.8
Everdur Splice Kit	2WE	20197	1.8
Stainless Splice Kit	2WS	20201	1.8
Leading End Kit	2WL	20202	1.4
Trailing End Kit	2WT	20203	1.3
Templet Set	T2W	20204	2.9
72" Side Templet	T2WS72	20205	3.4

\*Stainless Top Plates, Balance Steel.



WEDLOK SPLICE KIT

Stock Items (non-shaded)  
 Made To Order Items (shaded). Contact Flexco for lead times, minimum order may apply.



## How Flexco® XP™ Staple Fasteners Work

The Flexco® XP™ Staple Fastening System combines an enhanced applicator tool with the longest wearing staple fastener and hinge pin on the market to produce a superior belt splice for tough mining environments. Designed for use with solid woven PVG/PVC belting as well as other styles of belt.

Flexco® XP™ Staple Fasteners offer a smooth, low-profile that makes them compatible with belt cleaners and other conveyor components.

The Flexco XP Staple Fastening System is designed to set one fastener at a time

so misdrives and tool jams are infrequent, regardless of whether you are installing with a manual or power applicator.

An integrated guide plate makes loading heavy belts easier and the easily transported frame and applicator are built for durability and ease of use. One smooth motion of the handle or lever compresses the plate, then drives and folds the staples for the same consistent staple set and finished splice profile each and every time. The larger loop area in the staple accepts a bigger hinge pin for extended splice life.

Applications	Installation Method	What You Need for Installation
Underground mining <ul style="list-style-type: none"> <li>• Coal           • Potash</li> <li>• Salt           • Gypsum</li> </ul>	Fasteners can be installed with a manual or power applicator and tool frame.	<ul style="list-style-type: none"> <li>• Fastener</li> <li>• Hinge Pins</li> <li>• Flexco Installation Tool               <ul style="list-style-type: none"> <li>– Manual</li> <li>– Pneumatic</li> <li>– Hydraulic</li> </ul> </li> </ul>
How to Specify the Correct Flexco® Bolt Solid Plate Fastener	Fastener Metal Selection	Hinge Pin Selection
<ol style="list-style-type: none"> <li>1. Determine Belt Tension (PIW, kN/m).</li> <li>2. Measure your Belt Thickness after skive.</li> <li>3. Measure the Diameter of the Smallest Pulley in your Drive with Belt Wrap more than 90°.</li> <li>4. Choose the fastener size that is appropriate for your specifications in the selection chart below.</li> </ol>	<p><b>Steel.</b> For most applications, cold rolled steel is recommended.</p> <p><b>Stainless Steel.</b> Provides extra resistance to corrosion from acids and chemicals.</p>	<p><b>XAC Bare Armored Cable</b> - for extendable conveyors.</p> <p><b>XACS Bare Armored Stainless Cable</b> - for added corrosion resistance.</p> <p><b>XNAC Nylon Covered Armored Cable</b> - right for many applications, long service life.</p>

### Flexco® XP™ Staple Belt Fastener Selection Chart

Fastener Size	Fastener Rating		Belt Thickness Range		Recommended Min. Pulley Diameter		Max. Hinge Pin Diameter	
	For Belt Strength Up To:	For Belt Tension Rating Up To:	Measured After Skive					
	kN/m	PIW	mm	in.	mm	in.	mm	in.
XP3	1400	800	6-9	1/4 – 11/32	250	10	5.5	7/32
XP3-L	1400	800	8-11	5/16 – 7/16	250	10	5.5	7/32
XP5	2000	1150	9-12	11/32 - 15/32	350	14	8.1	5/16
XP5-L	2000	1150	11-14	7/16 - 9/16	350	14	8.1	5/16
XP7	3500	2000	13-16	1/2 - 5/8	500	20	10.3	13/32
XP8	3500	2000	15-18	19/32 - 23/32	500	20	11.0	7/16
XP8-L	3500	2000	17-20	21/32 - 25/32	500	20	11.0	7/16

# Flexco® XP™ Staple Belt Fasteners

## INSTALLATION TOOLS

Please apply BCP discounts for all maintenance and installation tools found in this handbook.


### TOOLS AND ACCESSORIES

ORDERING NUMBER	ITEM CODE
XPST XP HYDRAULIC STAPLE APP	30113
XPMST XP MANUAL STAPL APP TOOL	30114
XPST XP PNEUMATIC STAPL TOOL	111297
XPSS-40 XP SIFT STOP FOAM STRP	37179
XP5-7BTG BELT THICK GAGE	30038
12PK BELT STOP NAILS	N0179

Contact Flexco for tooling spare parts.




Pneumatic Head



Belt Thickness Gauge

### FRAMES

ORDERING NUMBER	ITEM CODE
XPSTF2-1000 XP STAPL TOOL FRAME	30312
XPSTF2-1200 XP STAPL TOOL FRAME	30313
XPSTF2-1400 XP STAPL TOOL FRAME	30314
XPSTF2-1600 XP STAPL TOOL FRAME	30316
XPSTF2-1800 XP STAPL TOOL FRAME	30317



Staple Tool Frame

### SKIVER

ORDERING NUMBER	ITEM CODE
XPSK-SB XP SINGLE BLADE SKIVER	102099
XPSK-1UB XP SKIVER BLADE	32074



XP™ Single Belt Skiver

### XP-LOK KITS

ORDERING NUMBER	ITEM CODE
XP-LOK KIT 1000	103081
XP-LOK KIT 1050	103083
XP-LOK KIT 1200	103080
XP-LOK KIT 1500	103082
XP-LOK KIT 1400	103077
XP-LOK KIT 1600	103078
XP-LOK KIT 1800	103079

**NOTE:** XP-Lok Kits are for one belt width only.

**Stock Items** (non-shaded)  
 **Made To Order Items** (shaded). Contact Flexco for lead times, minimum order may apply.

# Flexco® XP™ Staple Belt Fasteners

## STAPLES

Please contact Flexco for pricing and availability of full length fastener J-Kits.


SIZE	MATERIAL	ORDERING NUMBER	ITEM CODE		
5/U35	Steel	XP5CC-1000 FASTENER	37600		
		XP5CC-1050 FASTENER	37172		
		XP5CC-1200 FASTENER	37601		
		XP5CC-1400 FASTENER	37602		
		XP5CC-1600 FASTENER	37603		
		XP5CC-1800 FASTENER	37604		
	Stainless	XP5SC-1000 FASTENER	37605		
		XP5SC-1050 FASTENER	37173		
		XP5SC-1200 FASTENER	37606		
		XP5SC-1400 FASTENER	37607		
		XP5SC-1600 FASTENER	37608		
		XP5SC-1800 FASTENER	37609		
		5-L/U37	Steel	XP5CC-L-1000 FASTENER	37615
				XP5CC-L-1050 FASTENER	37174
XP5CC-L-1200 FASTENER	37616				
XP5CC-L-1400 FASTENER	37617				
XP5CC-L-1600 FASTENER	37618				
XP5CC-L-1800 FASTENER	37619				
Stainless	XP5SC-L-1000 FASTENER		37620		
	XP5SC-L-1050 FASTENER		37175		
	XP5SC-L-1200 FASTENER		37621		
	XP5SC-L-1400 FASTENER		37622		
	XP5SC-L-1600 FASTENER		37623		
	XP5SC-L-1800 FASTENER		37624		
7/S37CS	Steel	XP7CC-1000 FASTENER	37660		
		XP7CC-1050 FASTENER	37176		
		XP7CC-1200 FASTENER	37661		
		XP7CC-1400 FASTENER	37662		
		XP7CC-1600 FASTENER	37663		
		XP7CC-1800 FASTENER	37664		
	Stainless	XP7SC-1000 FASTENER	37665		
		XP7SC-1050 FASTENER	37177		
		XP7SC-1200 FASTENER	37666		
		XP7SC-1400 FASTENER	37667		
		XP7SC-1600 FASTENER	37668		
		XP7SC-1800 FASTENER	37669		
		8/U38	Steel	XP8CC-1000 FASTENER	37884
				XP8CC-1200 FASTENER	37885
XP8CC-1400 FASTENER	37886				
XP8CC-1600 FASTENER	37887				
XP8CC-1800 FASTENER	37888				
Stainless	XP8SC-1000 FASTENER		37889		
	XP8SC-1200 FASTENER		37890		
	XP8SC-1400 FASTENER		37891		
	XP8SC-1600 FASTENER		37892		
	XP8SC-1800 FASTENER		37893		
8-L	Steel	XP8CC-L-1000 FASTENER	37894		
		XP8CC-L-1200 FASTENER	37895		
		XP8CC-L-1400 FASTENER	37896		
		XP8CC-L-1600 FASTENER	37897		
		XP8CC-L-1800 FASTENER	37898		
	Stainless	XP8SC-L-1000 FASTENER	37899		
		XP8SC-L-1200 FASTENER	37900		
		XP8SC-L-1400 FASTENER	37901		
		XP8SC-L-1600 FASTENER	37902		
		XP8SC-L-1800 FASTENER	37903		



# Flexco® XP™ Staple Belt Fasteners

## HINGE PINS

SIZE	QUANTITY	MATERIAL	ORDERING NUMBER	ITEM CODE		
5	1	Bare Armored Steel	XAC5-1000-1 HINGE PIN 1/PK	37570		
			XAC5-1050-1 HINGE PIN 1/PK	37420		
			XAC5-1200-1 HINGE PIN 1/PK	37571		
			XAC5-1400-1 HINGE PIN 1/PK	37572		
			XAC5-1500-1 HINGE PIN 1/PK	37147		
			XAC5-1600-1 HINGE PIN 1/PK	37573		
			XAC5-1800-1 HINGE PIN 1/PK	37574		
		Bare Armored Stainless	XACS5-1000-1 HINGE PIN 1/PK	37575		
			XACS5-1050-1 HINGE PIN 1/PK	37424		
			XACS5-1200-1 HINGE PINS 1/PK	37576		
			XACS5-1400-1 HINGE PIN 1/PK	37577		
			XACS5-1500-1 HINGE PIN 1/PK	37148		
			XACS5-1600-1 HINGE PIN 1/PK	37578		
		Nylon Covered Armored	XNAC5-1000-1 HINGE PIN 1/PK	37580		
			XNAC5-1050-1 HINGE PIN 1/PK	37428		
			XNAC5-1200-1 HINGE PIN 1/PK	37581		
			XNAC5-1400-1 HINGE PIN 1/PK	37582		
			XNAC5-1500-1 HINGE PIN 1/PK	37158		
			XNAC5-1600-1 HINGE PIN 1/PK	37583		
			XNAC5-1800-1 HINGE PIN 1/PK	37584		
		7	1	Bare Armored Steel	XAC7-1000-1 HINGE PIN 1/PK	37864
					XAC7-1050-1 HINGE PIN 1/PK	37422
					XAC7-1200-1 HINGE PIN 1/PK	37865
					XAC7-1400-1 HINGE PIN 1/PK	37866
XAC7-1500-1 HINGE PIN 1/PK	37149					
XAC7-1600-1 HINGE PIN 1/PK	37867					
XAC7-1800-1 HINGE PIN 1/PK	37868					
Bare Armored Stainless	XACS7-1000-1 HINGE PIN 1/PK			37869		
	XACS7-1050-1 HINGE PIN 1/PK			37426		
	XACS7-1200-1 HINGE PIN 1/PK			37870		
	XACS7-1400-1 HINGE PIN 1/PK			37871		
	XACS7-1500-1 HINGE PIN 1/PK			37150		
	XACS7-1600-1 HINGE PIN 1/PK			37872		
Nylon Covered Armored	XNAC7-1000-1 HINGE PIN 1/PK			37560		
	XNAC7-1050-1 HINGE PIN 1/PK			37430		
	XNAC7-1200-1 HINGE PIN 1/PK			37561		
	XNAC7-1400-1 HINGE PIN 1/PK			37562		
	XNAC7-1500-1 HINGE PIN 1/PK			37156		
	XNAC7-1600-1 HINGE PIN 1/PK			37563		
	XNAC7-1800-1 HINGE PIN 1/PK			37564		



□ Stock Items (non-shaded)

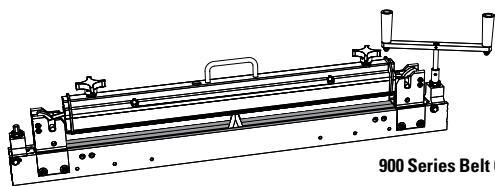
■ Made To Order Items (shaded). Contact Flexco for lead times, minimum order may apply.



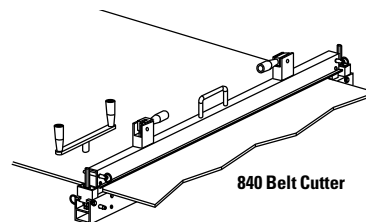
# Heavy-Duty Belt Maintenance Tools

## \*Belt Cutters:

For Belt Cutters, the discount is the standard BCP discount.



900 Series Belt Cutter



840 Belt Cutter

## ALUMINUM CONTENT-900 SERIES

ALUMINUM ALLOY TYPE	PERCENT	
	Mg- Magnesium	Ti -Titanium
6005	0.6	0.1
6061	1.0	0.0
7075	2.5	0.0

## ALUMINUM CONTENT-840 SERIES

ALUMINUM ALLOY TYPE	PERCENT	
	Mg- Magnesium	Ti -Titanium
6061	1.00%	0%

## 900 SERIES BELT CUTTER\*

DESCRIPTION	BELT WIDTH		ORDERING NUMBER	ITEM CODE	WT. KGS.
	mm	in.			
Cutter Complete for belts up to 38 mm (1.5")	600	24"	900924	04200	14.5
	900	36"	900936	04143	17.7
	1200	48"	900948	04144	20.4
	1500	60"	900960	04145	24.0
	1800	72"	900972	04146	27.7
	2130	84"	900984	04147	31.3
Replacement Blade Kit			900CBK	04149	0.07
Drive Handle Assembly				04140	0.9

## 940 SERIES BELT CUTTER\*

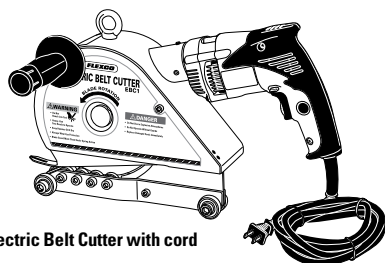
DESCRIPTION	BELT WIDTH		ORDERING NUMBER	ITEM CODE	WT. KGS.
	mm	in.			
940-1200 BELT CUTTER	1200	48"	940-1200	30412	28.89
940-1600 BELT CUTTER	1600	36"	940-1600	30413	33.74
940-1800 BELT CUTTER	1800	72"	940-1800	30415	36.46
940-2000 BELT CUTTER	2000	80"	940-2000	30416	38.37
940-2400 BELT CUTTER	2400	96"	940-2400	30417	42.18
Replacement Blade Kit			900CBK	30419	0.06

## ELECTRIC BELT CUTTER\*

DESCRIPTION	ORDERING NUMBER	ITEM CODE	WT. KGS.
Electric Cutter Complete-25 mm	EBC-1	30001	9.0
Electric Cutter Complete-50 mm	EBC-2	30002	10.0
Cordless Electric Cutter Complete-25 mm	CEBC-1	30018	9.0
Cordless Electric Cutter Complete-50 mm	CEBC-2	30019	10.0
<b>Spare Parts List</b>			
Replacement blade BC-1	EBC-1-B	30003	1.0
Replacement blade BC-2	EBC-2-B	30004	1.0
Retrofit rail kit for EBC1/CEBC1/PBC1	EBC1-RK	30033	0.6
Retrofit rail kit for EBC2/CEBC2/PBC2	EBC2-RK	30034	0.8

## 840 SERIES ALUMINUM BELT CUTTER\*

DESCRIPTION	BELT WIDTH		ORDERING NUMBER	ITEM CODE	WT. KGS.
	mm	in.			
Cutter Complete for belts up to 25 mm (3/8") - 25 mm (1") thick	900	36"	840836	32267	11.3
	1200	48"	840848	32268	14.1
	1500	60"	840860	32269	16.8
	1800	72"	840872	32270	19.1
	2130	84"	840884	32271	21.8
Drive Handle Assembly			820/840VA	32272	0.9
Extra Blade (with screw) 25 mm (1")			820/840-1CB	32273	0.2
Optional Squaring Device			840SD	32274	0.9



Electric Belt Cutter with cord

## PNEUMATIC BELT CUTTER\*

DESCRIPTION	ORDERING NUMBER	ITEM CODE	WT. KGS.
Pneumatic Cutter Complete-25 mm	PBC-1	61356	12.5
Pneumatic Cutter Complete-50 mm	PBC-2	61357	13.5
<b>Spare Parts List</b>			
Filter Set	PBC-FR	61358	2.0

NOTE: A filter/regulator must be used with all Pneumatic Belt Cutters

## CUTTING CAPACITY-ELECTRIC BELT CUTTER

\*Refer to BCP Price Book for Pricing

BELT TYPE	EBC1		EBC2	
	METRIC	IMPERIAL	METRIC	IMPERIAL
Rubber	Up to 25 mm	Up to 1"	Up to 50 mm	Up to 2"
PVC	Up to 630 EP	Up to 360 PIW	Up to 2000 EP	Up to 1140 PIW

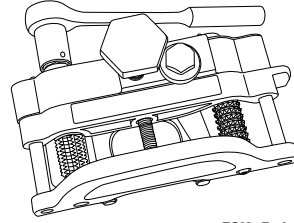
# Heavy-Duty Belt Maintenance Tools

## FLEXCO® FSK™ BELT SKIVER\*

Width of Skive 64 mm (2 1/2")

DESCRIPTION	ORDERING NUMBER	ITEM CODE	WT. KGS.
Skiver Complete	FSK-2	32068	9.4
Power Skiver Complete*	FSK2MP	102981	9.9
Power Skiver XL Complete*	FSK2MXLP	102978	10.8
<b>REPLACEMENT PARTS</b>			
Skiver Blade Standard	FSK-1B	31996	0.1
Skiver Blade High-Wear	FSK-1BA	31999	0.1

\*Comes with standard blade



FSK™ Belt Skiver

## FSK™ Belt Skiver - Skive Depth

Belt Skiver	For Belt Thickness		Skive Depth	
	mm	in.	mm	in.
FSK2M/FSK2MP	6.5 - 32	1/4" - 1-1/4"	1.5 - 9.5	1/16" - 3/8"
FSK2MXL/FSK2MXLP	22.5 - 44.5	7/8" - 1-3/4"	1.5 - 9.5	1/16" - 3/8"



FSK2MP Belt Skiver

## FAR-PUL™ HD® BELT CLAMPS

Load Capacity up to 3 tons (2.7 metric tons) when used with two 1-1/2 ton (1.4 metric ton) come-a-longs.

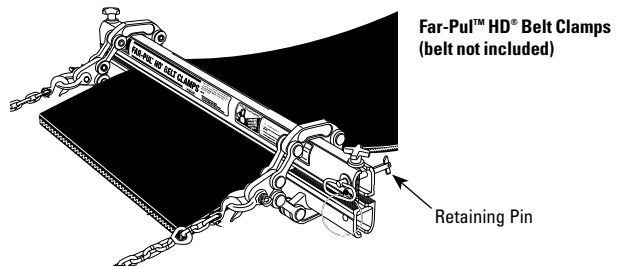
DESCRIPTION	BELT WIDTH		ORDERING NUMBER	ITEM CODE	WT. KGS.
	mm	in.			
Belt Clamp Complete includes:	Up to 750	Up to 30"	LSHD30	30393	42.2
	Up to 900	Up to 36"	LSHD36	30394	44.9
	Up to 1050	Up to 42"	LSHD42	30395	48.1
	Up to 1200	Up to 48"	LSHD48	30396	50.8
4 Belt Clamp Bars and 4 Belt Clamp Scissors	Up to 1350	Up to 54"	LSHD54	30397	54.0
	Up to 1500	Up to 60"	LSHD60	30398	57.6
	Up to 1800	Up to 72"	LSHD72	30399	63.0
	Up to 750	Up to 30"	LSHDB30-2	30418	11.3
30" Belt Clamp Bar Set*	Up to 900	Up to 36"	LSHDB36-2	30414	12.7
36" Belt Clamp Bar Set*	Up to 1050	Up to 42"	LSHDB42-2	30421	14.5
42" Belt Clamp Bar Set*	Up to 1200	Up to 48"	LSHDB48-2	30423	15.9
48" Belt Clamp Bar Set*	Up to 1350	Up to 54"	LSHDB54-2	30424	17.2
54" Belt Clamp Bar Set*	Up to 1500	Up to 60"	LSHDB60-2	30430	19.1
60" Belt Clamp Bar Set*	Up to 1800	Up to 72"	LSHDB72-2	30408	21.8
72" Belt Clamp Bar Set*			LSHDS	30392	4.8
Steel Belt Clamp Scissor - Each			LSHDCBS	30373	0.5
Clamp Bar Screw			LSHDPP	30052	0.5
Clamp Bar Pivot Pin (Pair) - includes 2 roll pins					

\*Includes 2 Bars Per Set

Bar length = belt width + 10 inches

## Aluminum Content-Far-Pul™ HD®

ALUMINUM ALLOY TYPE	PERCENT	
	Mg- Magnesium	Ti -Titanium
6061	1.00%	0%



Far-Pul™ HD® Belt Clamps (belt not included)

Retaining Pin

□ Stock Items (non-shaded)

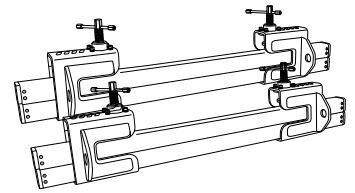
■ Made To Order Items (shaded). Contact Flexco for lead times, minimum order may apply.

# Heavy-Duty Belt Maintenance Tools

## TUG™ HD® BELT CLAMPS – STANDARD

Complete Set

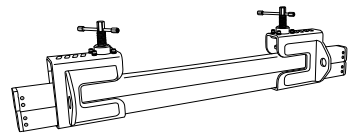
DESCRIPTION	BELT WIDTH		6 TONNE			8 TONNE		
	mm	in.	ORDERING NUMBER	ITEM CODE	WT. KGS.	ORDERING NUMBER	ITEM CODE	WT. KGS.
A TUG™ HD® Belt Clamp set includes four aluminum clamp bars and four steel clamp ends.	Up to 900	Up to 36	TUG6-36-AL	31700	61	TUG8-36-AL	31706	81.0
	Up to 1050	Up to 42	TUG6-42-AL	31701	64	TUG8-42-AL	31707	86.0
	Up to 1200	Up to 48	TUG6-48-AL	31702	67	TUG8-48-AL	31708	91.0
	Up to 1400	Up to 54	TUG6-54-AL	31703	70	TUG8-54-AL	31709	96.0
	Up to 1600	Up to 60	TUG6-60-AL	31704	73	TUG8-60-AL	31710	101.0
	Up to 1800	Up to 72	TUG6-72-AL	31705	80	TUG8-72-AL	31711	111.0
	Up to 2200	Up to 84	N/A			TUG8-84-AL	31712	121.0
	Up to 2400	Up to 96	N/A			TUG8-96-AL	31713	131.0



## TUG™ HD® BELT CLAMPS – STANDARD

Pair of Clamps

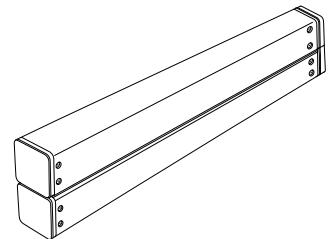
DESCRIPTION	BELT WIDTH		6 TONNE			8 TONNE		
	mm	in.	ORDERING NUMBER	ITEM CODE	WT. KGS.	ORDERING NUMBER	ITEM CODE	WT. KGS.
A pair of TUG™ HD® Belt Clamp includes two aluminum clamp bars and two steel clamp ends.	Up to 900	Up to 36	TUG6P-36-AL	31714	30.0	TUG8P-36-AL	31720	40.0
	Up to 1050	Up to 42	TUG6P-42-AL	31715	32.0	TUG8P-42-AL	31721	43.0
	Up to 1200	Up to 48	TUG6P-48-AL	31716	34.0	TUG8P-48-AL	31722	45.0
	Up to 1400	Up to 54	TUG6P-54-AL	31717	35.0	TUG8P-54-AL	31723	48.0
	Up to 1600	Up to 60	TUG6P-60-AL	31718	37.0	TUG8P-60-AL	31724	50.0
	Up to 1800	Up to 72	TUG6P-72-AL	31719	40.0	TUG8P-72-AL	31725	55.0
	Up to 2200	Up to 84	N/A			TUG8P-84-AL	31726	133.0
	Up to 2400	Up to 96	N/A			TUG8P-96-AL	31727	134.0



## TUG™ HD® BELT CLAMPS – STANDARD

Pair of Replacement Bars

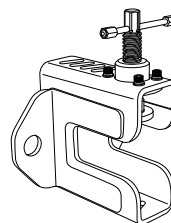
DESCRIPTION	BELT WIDTH		6 TONNE			8 TONNE		
	mm	in.	ORDERING NUMBER	ITEM CODE	WT. KGS.	ORDERING NUMBER	ITEM CODE	WT. KGS.
A replacement complete set of TUG™ HD® Belt Clamps includes two aluminum clamp bars.	300	12	TUG6B-12-AL	31728	3.0	TUG8B-12-AL	31735	5.0
	Up to 900	Up to 36	TUG6B-36-AL	31729	10.0	TUG8B-36-AL	31736	15.0
	Up to 1050	Up to 42	TUG6B-42-AL	31730	11.0	TUG8B-42-AL	31737	17.0
	Up to 1200	Up to 48	TUG6B-48-AL	31731	13.0	TUG8B-48-AL	31738	20.0
	Up to 1400	Up to 54	TUG6B-54-AL	31732	14.0	TUG8B-54-AL	31739	22.0
	Up to 1600	Up to 60	TUG6B-60-AL	31733	16.0	TUG8B-60-AL	31740	25.0
	Up to 1800	Up to 72	TUG6B-72-AL	31734	19.0	TUG8B-72-AL	31741	30.0
	Up to 2200	Up to 84	N/A			TUG8B-84-AL	31742	35.0
	Up to 2400	Up to 96	N/A			TUG8B-96-AL	31743	40.0



## TUG™ HD® BELT CLAMPS – STANDARD

Replacement Clamp End

DESCRIPTION	ORDERING NUMBER	ITEM CODE	WT. KGS.
A TUG™ HD® Replacement Clamp End includes one steel clamp end.	TUG6E	31744	10.0
	TUG8E	31747	13.0

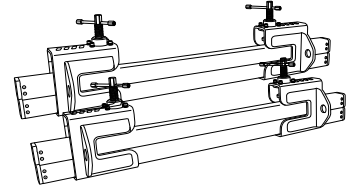


# Heavy-Duty Belt Maintenance Tools

## TUG™ HD® BELT CLAMPS – STEEL

Complete Set

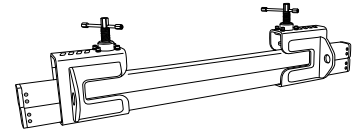
DESCRIPTION	BELT WIDTH		6 TONNE		8 TONNE	
	mm	in.	ORDERING NUMBER	ITEM CODE	ORDERING NUMBER	ITEM CODE
A TUG™ HD® Belt Clamp set includes four aluminum clamp bars and four steel clamp ends.	Up to 900	Up to 36	TUG6-36-ST	31748	TUG8-36-ST	31754
	Up to 1050	Up to 42	TUG6-42-ST	31749	TUG8-42-ST	31755
	Up to 1200	Up to 48	TUG6-48-ST	31750	TUG8-48-ST	31756
	Up to 1400	Up to 54	TUG6-54-ST	31751	TUG8-54-ST	31757
	Up to 1600	Up to 60	TUG6-60-ST	31752	TUG8-60-ST	31758
	Up to 1800	Up to 72	TUG6-72-ST	31753	TUG8-72-ST	31759
	Up to 2200	Up to 84	TUG6-84-ST	31801	TUG8-84-ST	31760
	Up to 2400	Up to 96	N/A		TUG8-96-ST	31761



## TUG™ HD® BELT CLAMPS – STEEL

Pair of Clamps

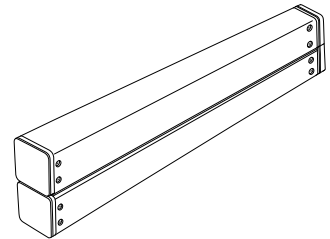
DESCRIPTION	BELT WIDTH		6 TONNE		8 TONNE	
	mm	in.	ORDERING NUMBER	ITEM CODE	ORDERING NUMBER	ITEM CODE
A pair of TUG™ HD® Belt Clamp includes two aluminum clamp bars and two steel clamp ends.	Up to 900	Up to 36	TUG6P-36-ST	31762	TUG8P-36-ST	31768
	Up to 1050	Up to 42	TUG6P-42-ST	31763	TUG8P-42-ST	31769
	Up to 1200	Up to 48	TUG6P-48-ST	31764	TUG8P-48-ST	31770
	Up to 1400	Up to 54	TUG6P-54-ST	31765	TUG8P-54-ST	31771
	Up to 1600	Up to 60	TUG6P-60-ST	31766	TUG8P-60-ST	31772
	Up to 1800	Up to 72	TUG6P-72-ST	31767	TUG8P-72-ST	31773
	Up to 2200	Up to 84	TUG6P-84-ST	31800	TUG8P-84-ST	31774
	Up to 2400	Up to 96	N/A		TUG8P-96-ST	31775



## TUG™ HD® BELT CLAMPS – STEEL

Pair of Replacement Bars

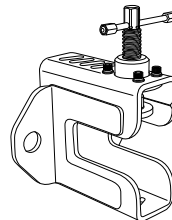
DESCRIPTION	BELT WIDTH		6 TONNE		8 TONNE	
	mm	in.	ORDERING NUMBER	ITEM CODE	ORDERING NUMBER	ITEM CODE
A replacement complete set of TUG™ HD® Belt Clamps includes two aluminum clamp bars.	300	12	TUG6B-12-ST	31776	TUG8B-12-ST	31783
	Up to 900	Up to 36	TUG6B-36-ST	31777	TUG8B-36-ST	31784
	Up to 1050	Up to 42	TUG6B-42-ST	31778	TUG8B-42-ST	31785
	Up to 1200	Up to 48	TUG6B-48-ST	31779	TUG8B-48-ST	31786
	Up to 1400	Up to 54	TUG6B-54-ST	31780	TUG8B-54-ST	31787
	Up to 1600	Up to 60	TUG6B-60-ST	31781	TUG8B-60-ST	31788
	Up to 1800	Up to 72	TUG6B-72-ST	31782	TUG8B-72-ST	31789
	Up to 2200	Up to 84	TUG6B-84-ST	31797	TUG8B-84-ST	31790
	Up to 2400	Up to 96	N/A		TUG8B-96-ST	31791



## TUG™ HD® BELT CLAMPS – STEEL

Replacement Clamp End

DESCRIPTION	ORDERING NUMBER	ITEM CODE	WT. KGS.
A TUG™ HD® Replacement Clamp End includes one steel clamp end.	TUG6E	31744	10.0
	TUG8E	31747	13.0



# Heavy-Duty Belt Maintenance Tools

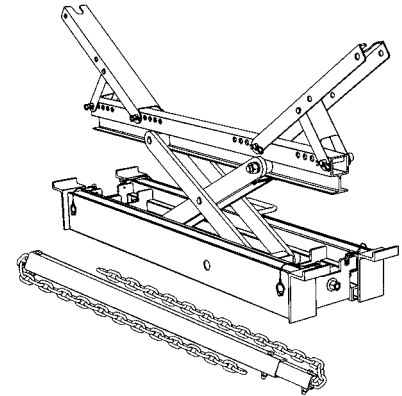
Please apply BCP discounts for all maintenance and installation tools found in this handbook.

## Flex-Lifter™ Conveyor Belt Lifter

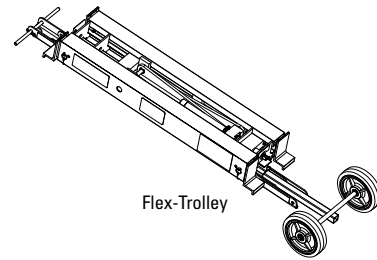
Easy and safe way to lift tensioned belts so mechanical splicing or other maintenance work can be done.

DESCRIPTION	ORDERING NUMBER	ITEM CODE	WT. KG.
Medium Flex-Lifter 900 - 1500 mm	FL-M	76979	27.3
Large Flex-Lifter 1200 - 1800 mm	FL-L	76980	33.6
XL Flex-Lifter 1800 - 2400 mm	FL-XL	76983	68.5
REPLACEMENT PARTS			
Extension Leg - Medium	FLEL-M	76472	1.4
Extension Leg - Large	FLEL-L	76473	1.7
Extension Leg - XL (includes 2 ext. legs)	FLELK-XL	76986	5.9
Extension Leg Pin (with lanyard)	FLELP	76474	0.1
Trough Wing - Medium (with brace)	FLTW-M	76476	0.6
Trough Wing - Large (with brace)	FLTW-L	76477	0.7
Trough Wing - XL (with brace)	FLTW-XL	76985	2.0
Retainer Pin Pack (includes 4 pins)	FLRP	76478	0.5
Retainer Clip Pack (includes 4 clips)	FLCP	76479	0.1
M-L Shear Pin Kit	FL-PKIT-ML	77250	0.2
XL Shear Pin Kit	FL-PKIT-XL	77251	0.3
Return Lift Bar - Medium	FLRLB-M	76482	8.4
Return Lift Bar - Large	FLRLB-L	76481	18.2
V-Return Lift Bar - XL	FLVRL-XL	76984	28.6
Flex-Trolley	N/A	77729	N/A

Return lift bars included with medium and large models. Sold separately with XL models.



Flex-Lifter



Flex-Trolley

## Safe Lifting Capacity

Height		Max. Weight			
		Medium/Large		XL	
mm	in.	kg.	lbs.	kg.	lbs.
0-25	0-1	225	500	500	1100
25-50	1-2	450	1000	815	1800
50-75	2-3	675	1500	1140	2500
75-100	3-4	900	2000	1450	3200
100-125	4-5	1150	2500	1680	3700
125-150	5-6	1350	3000	2090	4600
150-175	6-7	3500	3500	5300	5300
>175	>7	4000	4000	6000	6000

## Aluminum Content Flex-Lifter

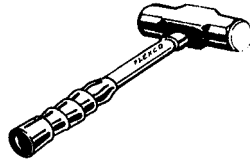
ALUMINUM ALLOY TYPE	PERCENT	
	Mg Magnesium	Ti Titanium
4043	0.05%	0.2%
5356	5.5%	0.2%
6005	0.6%	0.1%
6061	1.0%	0.0%
6063	0.7%	0.0%
7075	2.5%	0.0%

# Heavy-Duty Belt Maintenance Tools

Please apply BCP discounts for all maintenance and installation tools found in this handbook.

## FOUR LB. HAMMER

ORDERING NUMBER	ITEM CODE	WT. KGS.
4FH	30435	2.4
6FH	30375	3.3



## FLEXCO® BELT GRIPS

GRIPS BELTS UP TO 16 mm (5/8") SOLD BY THE PAIR

ORDERING NUMBER	ITEM CODE	WT. KGS.
22	30882	1.1




## FLEXCO® SILICONE LUBRICANT PUMP

ORDERING NUMBER	ITEM CODE	PKG. QTY.	WT. KGS.
SLP5	30933	1	0.6



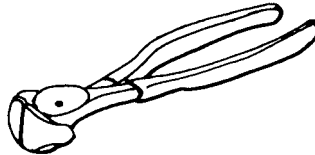
## FLEXCO® BELT IDENTIFICATION TOOL

ORDERING NUMBER	ITEM CODE	WT. KGS.
BT-1	31075	.03



## BELT NIPPER

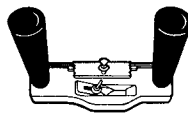
ORDERING NUMBER	ITEM CODE	WT. KGS.
BN-1	50003	0.4




## FLEXCO® BELT GROOVER

(11.1 mm (7/16") WIDE GROOVE PATH)

ORDERING NUMBER	ITEM CODE	WT. KGS.
FBG1	31978	0.8
EXTRA BLADES		
HSP3	31980	0.05



 Stock Items (non-shaded)

 Made To Order Items (shaded). Contact Flexco for lead times, minimum order may apply.

# Index By Ordering Number

Order Number	Page	Order Number	Page	Order Number	Page	Order Number	Page
3	96	3-72	98	00-30	35	1&7H6	37
7	38	30023	83	00-36	35	1&7H60	37
16	99	30453	97	00-42	35	1&7SH12	37
22	110	2-1/2	96	00-48	35	1&7SH18	37
100	84	42928	35	00-60	35	1&7SH24	37
110	79	42930	35	00-600	35	1&7SH30	37
110	84	42932	35	00H12	37	1&7SH36	37
110	97	42934	35	00H18	37	1&7SH48	37
110	99	42936	35	00H24	37	1&7SH60	37
112	97	42938	35	00H30	37	100T-1200	48
112	99	42940	35	00H36	37	100T-300	48
113	97	42942	35	00H48	37	100T-600	48
113	99	42944	35	00H6	37	100T-900	48
436	83	42946	35	00H60	37	114MM-BLADES-3PK	59
448	83	1-12	98	00S	38	125-RET-50	42
460	83	1-14	98	00S-12	36	125MA	43
536	83	1-16	98	00S-14	36	12LACER	29
548	83	1-18	98	00S-16	36	12Lacer-chain	29
719	25	1-20	98	00S-18	36	12PK BELT STOP NAILS	102
908	25	1-24	98	00S-20	36	140-12	98
5552	79	1-30	98	00S-24	36	140-14	98
5552	84	2-12	98	00S-30	36	140-16	98
5552	97	2-18	98	00S-36	36	140-18	98
5552	99	2-24	98	00S-42	36	140-20	98
5552	99	50009	42	00S-48	36	140-24	98
5552	99	400430	83	00S-60	36	140-30	98
2-30	98	400436	83	00S-600	36	140-36	98
11871	35	400442	83	00S-900	36	140-42	98
1-36	98	400448	83	00SH24	37	140-48	98
2-36	98	400460	83	00SH36	37	140C	96
3-36	98	840836	105	00SH48	37	140CMA	96
13332	35	840848	105	00SH60	37	140E	96
1-42	98	840860	105	1 & 7 CLIP	37	140EE	96
2-42	98	840872	105	1-1/2-12	98	140EMA	96
3-42	98	840884	105	1-1/2-18	98	140ES	96
15523	35	900924	51	1-1/2-20	98	140VP	96
1-48	98	900924	105	1-1/2-24	98	15	38
2-48	98	900936	51	1-1/2-30	98	15 & 20 CLIP	37
3-48	98	900936	105	1-1/2-36	98	15-12	35
17715	35	900948	51	1-1/2-42	98	15-14	35
2-54	98	900948	105	1-1/2-48	98	15-16	35
20377	100	900960	51	1-1/2-54	98	15-18	35
20378	100	900960	105	1-1/2-60	98	15-20	35
20379	100	900972	51	1-1/2-72	98	15-22	35
20398	100	900972	105	1-1/2C	96	15-24	35
20398	100	900984	51	1-1/2E	96	15-26	35
20399	83	900984	105	1-1/2EMA	96	15-28	35
20399	100	00	38	1-1/2EMAP	96	15-30	35
20406	100	00-12	35	1-1/2ES	96	15-32	35
20410	100	00-14	35	1&7H12	37	15-36	35
20414	100	00-16	35	1&7H18	37	15-42	35
2-60	98	00-18	35	1&7H24	37	15-48	35
3-60	98	00-20	35	1&7H30	37	15-60	35
22098	35	00-22	35	1&7H36	37	150T-1200	48
2-72	98	00-24	35	1&7H48	37	150T-300	48

# Index By Ordering Number

Order Number	Page	Order Number	Page	Order Number	Page	Order Number	Page
150T-600	48	1A-16	35	1S12NYS	15	2-1/4ES	99
150T-900	48	1A-18	35	1S6	15	20	38
15E	38	1A-20	35	1S6NYS	15	20-12	35
15H12	37	1A-22	35	1SPG12	14	20-14	35
15H18	37	1A-24	35	1SPG12NYS	14	20-16	35
15H24	37	1A-30	35	1SPG6	14	20-18	35
15H30	37	1A-36	35	1SPG6NY	14	20-20	35
15H36	37	1A-42	35	1SPHT12	14	20-22	35
15H48	37	1A-48	35	1SPHT6	14	20-24	35
15H60	37	1A-60	35	1SPS12	15	20-28	35
15RH12	38	1A-600	35	1SPS12NYS	15	20-30	35
15S	38	1AS	38	1SPS6	15	20-32	35
15S-12	36	1E	96	1SPS6NYS	15	20-36	35
15S-14	36	1G12	14	1SPSS12	15	20-42	35
15S-16	36	1G12NY	14	1SPSS6	15	20-48	35
15S-18	36	1G6	14	1SS12	15	20-60	35
15S-20	36	1G6NY	14	1SS6	15	200MM-BLADES-3PK	59
15S-24	36	1HT12	14	1VL-7	28	20398	83
15S-28	36	1HT6	14	1XSPG12	14	20E	38
15S-30	36	1LLG12	14	1XSPG12NY	14	20H12	37
15S-36	36	1LLG12NY	14	1XSPG6	14	20H18	37
15S-42	36	1LLG6	14	1XSPG6NY	14	20H24	37
15S-48	36	1LLG6NY	14	1XSPHT12	14	20H30	37
15S-60	36	1LLHT12	14	1XSPHT6	14	20H36	37
15SH18	37	1LLHT6	14	1XSPS12	15	20H48	37
15SH24	37	1LLS12	15	1XSPS12NYS	15	20H60	37
15SH30	37	1LLS6	15	1XSPS6	15	20RH12	38
15SH36	37	1LLS6NYS	15	1XSPS6NYS	15	20S	38
15SH48	37	1LLSPG12	14	1XSPSS12	15	20S-12	36
15SH60	37	1LLSPG6	14	1XSPSS6	15	20S-14	36
17/2	99	1LLSPHT12	14	2-1/2-20	98	20S-16	36
187-RET-50	42	1LLSPS12	15	2-1/2-24	98	20S-18	36
187MA	43	1LLSPSS12	15	2-1/2-30	98	20S-20	36
190-12	98	1LLSS12	15	2-1/2-36	98	20S-24	36
190-14	98	1LLSS6	15	2-1/2-42	98	20S-30	36
190-16	98	1LLXSPG12	14	2-1/2-48	98	20S-36	36
190-18	98	1LLXSPG6	14	2-1/2-54	98	20S-42	36
190-20	98	1LLXSPHT12	14	2-1/2-60	98	20S-48	36
190-24	98	1LLXSPS12	15	2-1/2-72	98	20S-60	36
190-26	98	1LLXSPSS12	15	2-1/2L	96	20SH24	37
190-28	98	1LW95	28	2-1/4-24	98	20SH30	37
190-30	98	1S-12	36	2-1/4-30	98	20SH36	37
190-36	98	1S-14	36	2-1/4-36	98	20SH48	37
190-42	98	1S-16	36	2-1/4-42	98	20SRH12	38
190-48	98	1S-18	36	2-1/4-48	98	22/2	99
190-60	98	1S-20	36	2-1/4-54	98	25 & 27 CLIP	37
190C	96	1S-24	36	2-1/4-60	98	25-12	35
190E	96	1S-30	36	2-1/4-72	98	25-14	35
190EE	96	1S-36	36	2-1/4C	96	25-16	35
190EMA	96	1S-42	36	2-1/4C	99	25-18	35
190ES	96	1S-48	36	2-1/4E	96	25-20	35
190VP	96	1S-54	36	2-1/4E	99	25-22	35
1A	38	1S-60	36	2-1/4E-LB	96	25-24	35
1A-12	35	1S-600	36	2-1/4EE	99	25-26	35
1A-14	35	1S12	15	2-1/4ES	96	25-28	35



# Index By Ordering Number

Order Number	Page	Order Number	Page	Order Number	Page	Order Number	Page
25-30	35	25G5/8NY	18	25SP-SS-040W-P	32	27RH12	38
25-36	35	25G6	17	25SP-SS-048W-P	32	27S-12	36
25-42	35	25G6NY	17	25SP-SS-050W	9	27S-14	36
25-48	35	25G7/8NP	18	25SP-SS-050W-P	32	27S-16	36
25-54	35	25G7/8NY	18	25SP-SS-057W-P	32	27S-18	36
25-60	35	25LEVER	28	25SP-SS-063W	9	27S-20	36
25-600	35	25LL-SS-300	9	25SP-SS-075W-P	32	27S-24	36
25-SS-300	9	25LLG12	17	25SP-SS-090W-P	32	27S-30	36
25&27H12	37	25LLG12NY	17	25SP-SS-100W-P	32	27S-36	36
25&27H18	37	25LLG6	17	25SP-SS-115W-P	32	27S-42	36
25&27H24	37	25LLG6NY	17	25SP-SS-300	9	27S-48	36
25&27H30	37	25LLSP-SS-075W	9	25SRH12	38	27S-60	36
25&27H36	37	25LLSP-SS-300	9	25SS1-1/2NP	18	2B	12
25&27H48	37	25LLSS12	17	25SS1-1/2NYS	18	2BH	97
25&27H60	37	25LLSS6	17	25SS1-1/4NP	18	2BH	99
25&27SH12	37	25LLSS6NYS	17	25SS1-1/4NYS	18	2BH	99
25&27SH18	37	25LPG12	17	25SS1-7/8NYS	18	2BH	99
25&27SH24	37	25LPG12NY	17	25SS12	17	2C	96
25&27SH30	37	25LPG6	17	25SS12NYS	17	2E	96
25&27SH36	37	25LPG6NY	17	25SS1NYS	18	2EE	96
25&27SH48	37	25LPSS12	17	25SS2-1/2NP	18	2EMA	96
25&27SH60	37	25LPSS12NYS	17	25SS2-1/2NYS	18	2ES	96
25D	38	25LPSS6	17	25SS2-1/4NYS	18	2G	11
25DS	38	25LPSS6NYS	17	25SS2-3/4NYS	18	2GNY	11
25E	38	25S-12	36	25SS2NYS	18	2HT	11
25G	38	25S-14	36	25SS3-1/2NYS	18	2M	12
25G1-1/2NP	18	25S-16	36	25SS3/4NYS	18	2S	12
25G1-1/2NY	18	25S-18	36	25SS3NP	18	2SNYS	12
25G1-1/4NP	18	25S-20	36	25SS3NYS	18	2SPB	12
25G1-1/4NY	18	25S-24	36	25SS4NYS	18	2SPG	11
25G1-3/4NY	18	25S-30	36	25SS5/8NYS	18	2SPGNY	11
25G1-7/8NP	18	25S-36	36	25SS6	17	2SPHT	11
25G1-7/8NY	18	25S-42	36	25SS6NYS	17	2SPM	12
25G12	17	25S-48	36	25VL-7	28	2SPS	12
25G12NY	17	25S-60	36	25XLW	28	2SPSNYS	12
25G1NP	18	25SP-G-035W-P	32	27-12	35	2SPSS	12
25G1NY	18	25SP-G-035W-TPU1	32	27-14	35	2SS	12
25G2-1/2NP	18	25SP-G-040W-P	32	27-16	35	2VP	96
25G2-1/2NY	18	25SP-G-040W-TPU1	32	27-18	35	2W	100
25G2-1/4NY	18	25SP-G-048W-P	32	27-20	35	2WE	100
25G2-3/4NY	18	25SP-G-048W-TPU1	32	27-22	35	2WL	100
25G2NP	18	25SP-G-050W-P	32	27-24	35	2WS	100
25G2NY	18	25SP-G-050W-TPU1	32	27-26	35	2WT	100
25G3-1/2NP	18	25SP-G-057W-P	32	27-28	35	3-1G	11
25G3-1/2NY	18	25SP-G-057W-TPU1	32	27-30	35	3-1GNY	11
25G3-1/4NY	18	25SP-G-063W-P	32	27-32	35	3-1HT	11
25G3/4NP	18	25SP-G-063W-TPU1	32	27-36	35	3-1S	12
25G3/4NY	18	25SP-G-075W-P	32	27-42	35	3-1SS	12
25G3NP	18	25SP-G-075W-TPU1	32	27-48	35	3-4-1/2G	11
25G3NY	18	25SP-G-090W-P	32	27-54	35	3-4-1/2G(26)W-8	13
25G4-1/2NP	18	25SP-G-090W-TPU1	32	27-60	35	3-4-1/2G(42)W-4	13
25G4-1/2NY	18	25SP-G-100W-P	32	27E	38	3-4-1/2G(67)-10POP	13
25G4NP	18	25SP-G-115W-P	32	27K	38	3-4-1/2GNY	11
25G4NY	18	25SP-G-115W-TPU1	32	27KS	38	30023L	83
25G5/8NP	18	25SP-SS-035W-P	32	27L	38	30LSS	16

# Index By Ordering Number

Order Number	Page	Order Number	Page	Order Number	Page	Order Number	Page
30SS	16	36VL-7	28	442	83	55&65H36	37
310-RET-50	90	375X-24	83	45 CLIP	37	55&65H48	37
35 CLIP	37	375X-36	83	45-12	35	55&65H60	37
35-12	35	375X-48	83	45-14	35	55&65RH12	38
35-14	35	375X/550	83	45-16	35	55&65SH24	37
35-16	35	375XEJ60NB	82	45-18	35	550J18NC	82
35-18	35	375XJ12NC	82	45-20	35	550J24NC	82
35-20	35	375XJ18NC	82	45-24	35	550J30NC	82
35-24	35	375XJ24NC	82	45-30	35	550J36NC	82
35-30	35	375XJ30NC	82	45-36	35	550J42NC	82
35-36	35	375XJ36NC	82	45-42	35	550J48NC	82
35-42	35	375XJ48NC	82	45-48	35	550J60NC	82
35-48	35	375XSJ30NCS	82	45-60	35	550SJ36NCS	82
35-54	35	375XSJ36NCS	82	45H12	37	55S-18	36
35-60	35	375XSJ48NCS	82	45H24	37	55S-24	36
35E	38	3B	12	45H36	37	55S-30	36
35H12	37	3G	11	45H48	37	55S-36	36
35H18	37	3GNY	11	45H60	37	55S-48	36
35H24	37	3HT	11	45RH12	38	55W	38
35H30	37	3HT-WIDE	11	45S-12	36	55WS	38
35H36	37	3L	96	45S-18	36	5APSS	16
35H48	37	3L	99	45S-24	36	5G	11
35H60	37	3L-RRK	99	45S-30	36	5GW	11
35N	38	3LB	96	45S-36	36	5HT	11
35NS	38	3LWLB	96	45S-42	36	5S	12
35RD-GB5-4	94	3M	12	45S-48	36	5SS	12
35RD-GB8-4	94	3S	12	45SH36	37	5SW	12
35RH12	38	3SNYS	12	45SH48	37	60" Tool Box	92
35S-12	36	3SS	12	45U	38	62-RET-50	42
35S-14	36	4-1/2-3HT	11	45US	38	65-12	35
35S-16	36	4-1/2-3RHTX	11	4APSS	16	65-18	35
35S-18	36	4-1/2-3RHTX(45)W-4	13	4B	12	65-24	35
35S-20	36	4-1/2-4RHTX(42)W-4	13	4FH	110	65-30	35
35S-24	36	4-1/2-SW	12	4G	11	65-36	35
35S-30	36	4-1/2G	11	4GNY	11	65-48	35
35S-36	36	4-1/2GW	11	4HT	11	65-60	35
35S-42	36	4-1/2HT	11	4M	12	65X	38
35S-48	36	4-1/2M	12	4S	12	6APPSS	16
35S-60	36	4-1/2RHTX	11	4SNYS	12	6APSS	16
35SH12	37	4-1/2RHTX(26)W-8	13	5-3G	11	6D	83
35SH24	37	4-1/2RHTX(41)W-4	13	5-3HT	11	6FH	92
35SH30	37	4-1/2RHTX(45)W-4	13	5-3S	12	6FH	110
35SH36	37	4-1/2S	12	55-12	35	6G	11
35SH48	37	4-1/2SS	12	55-14	35	6GW	11
36" Tool Box	92	4-2G	11	55-16	35	6HT	11
36H	16	4-2GNY	11	55-18	35	6S	12
36LEVER	28	4-2HT	11	55-20	35	6SS	12
36LLH	16	4-2S	12	55-24	35	6SW	12
36LLLSPSS	16	4-2SNYS	12	55-30	35	7-600	35
36LLSPH	16	4-S-300	9	55-36	35	72" Tool Box	92
36LLSPSS	16	40LLSP-G-300	9	55-42	35	7G	11
36LLSS	16	400	83	55-48	35	7GW	11
36SPH	16	40169-550SJ48NCS	82	55-60	35	7S	12
36SPSS	16	42" or 48" Tool Box	92	55-600	35	7S-12	36
36SS	16	430	83	55&65H24	37	7S-14	36

# Index By Ordering Number

Order Number	Page	Order Number	Page	Order Number	Page	Order Number	Page
7S-16	36	A40LL-S-600	10	AERO-SI3-925	54	APF150BLUE-50	47
7S-18	36	A40LL-SS-1000	10	AERO-SI3-325	54	APF150BLUE-500	47
7S-20	36	A40LL-SS-300	10	AERO-SPLICE-TAPE-66X101	54	APF150W-100	47
7S-24	36	A40LL-SS-600	10	AERO-STD-CW-G3-625-1225	54	APF150W-50	47
7S-28	36	A40LLSP-S-300	10	AERO-STD-CW-G3-625-1225-KIT	54	APF150W-500	47
7S-30	36	A40LLSP-SS-300	10	AMIGO-1000-BLADES-5	56	AR1P	45
7S-36	36	A40SP-S-600	10	AMIGO-1000-BLADES-5	57	AR2-36-AL	93
7S-42	36	A40SP-SS-600	10	AMIGO-1000-CABLE-1X230-AS3112	56	ARJ10/250	45
7S-48	36	AC6-1050-1	91	AMIGO-1000-CABLE-1X230-AS3112	57	ARJ14/350	45
7S-60	36	AC6-1200-1	91	AMIGO-1000-SPLICEPRESS	57	ARJ4/100	45
7S-600	36	AC6-1350-1	91	AMIGO-1000-TMPLT-08592	57	ARJ6/150	45
7S-Trans	38	AC6-1500-1	91	AMIGO-1000-TMPLT-08593	57	ARJ6/150SSI	45
7SS	12	AC6-1800-1	91	AMIGO-1000-TMPLT-08594	57	ARJ7/175	45
7SW	12	ACS6-1050-1	91	AMIGO-1000-TMPLT-08595	57	ARLPJ10/250-8STS FASTENERS	45
820/840-1CB	105	ACS6-1200-1	91	AMIGO-1000-TMPLT-08596	57	ARLPJ14/350-8STS FASTENERS	45
820/840WA	51	ACS6-1500	91	AMIGO-1000-TMPLT-08597	57	ARLPJ4/100-8STS FASTENERS	45
820/840WA	105	ACS6-1800	91	AMIGO-1000-TMPLT-08603	57	ARLPJ6.8/173-8STS FASTENERS	45
840-36CL	51	Adapter Spring Clip	30	AMIGO-1000-TMPLT-08710	57	ARLPJ6/150-8STS FASTENERS	45
840-48CL	51	AERO-1225	54	AMIGO-1000-TMPLT-08739	57	ARLPJ7/175-8STS FASTENERS	45
840-60CL	51	AERO-1525	54	AMIGO-1000-TMPLT-08741	57	ART-14	45
840-72CL	51	AERO-1835	54	AMIGO-1000-TMPLT-08776	57	ART-7	45
840SD	51	AERO-2135	54	AMIGO-1000-TMPLT-08788	57	ARTK-14	45
840SD	105	AERO-325	54	AMIGO-1000-TMPLT-08847	57	ARTK-7	45
845-CBK	51	AERO-325	55	AMIGO-1000-TMPLT-08849	57	ASL160/3	48
845836LD	51	AERO-325-100MM-ARP-TMPLT	55	AMIGO-1000-TMPLT-08855	57	ASL160/30	48
845848LD	51	AERO-325-33MM-SDI-X4-TMPLT	55	AMIGO-1000-TMPLT-08856	57	ASL190/10	48
845860LD	51	AERO-325-45MM-PWRTRANS-TMPLT	55	AMIGO-625-SPLICEPRESS	56	ASL190/3	48
845872LD	51	AERO-325-77MM-VGUIDE-TMPLT	55	AMIGO-625-TMPLT-08592	56	ASL50/3	48
900CBK	51	AERO-325-77MM-VNOTCHED-TMPLT	55	AMIGO-625-TMPLT-08593	56	ASL50/30	48
900CBK	105	AERO-325-CFTG-18SG-40-TMPLT	55	AMIGO-625-TMPLT-08594	56	ASL60/10	48
A10	79	AERO-325-CFTG-60SG-30-TMPLT	55	AMIGO-625-TMPLT-08595	56	ASL60/3	48
A100P	48	AERO-325-END-BELT-CLAMPS	54	AMIGO-625-TMPLT-08596	56	ASL60/30	48
A10S	79	AERO-325-END-BELT-CLAMPS	55	AMIGO-625-TMPLT-08597	56	ASL60D/10	48
A150P	48	AERO-625	54	AMIGO-625-TMPLT-08710	56	ASL60D/3	48
A2-1200	10	AERO-925	54	AMIGO-625-TMPLT-08776	56	ASL60D/30	48
A2-300	10	AERO-G3-CBL-110V1PH-IEC60309	54	AMIGO-625-TMPLT-08788	56	ASL80H/3	48
A2-S-300	10	AERO-G3-CBL-230V1PH-3112-10	54	AMIGO-626 TMPLT-08847	56	ASL90/10	48
A2-S-600	10	AERO-G3-CBL-230V1PH-BS1363-13	54	AMIGO-FRICTIONTAPE-33X25	56	ASL90/3	48
A2-SS-600	10	AERO-G3-CBL-230V1PH-ESHUKO-16	54	AMIGO-FRICTIONTAPE-33X25	57	ASL90/30	48
A3-1200	10	AERO-G3-CBL-230V1PH-NL6-30	54	APC-1	22	ASL90D/10	48
A3-300	10	AERO-G3-CBL-230V3PH-NL15-20	54	APC-1	42	ASL90D/3	48
A3-S-300	10	AERO-G3-UMBILICAL-EXT-CABLE	54	APC-1	52	ASL90D/30	48
A3-S-600	10	AERO-S30.5-1225	54	APF100B-100	47	ASLB50/10	48
A3-SS-600	10	AERO-S30.5-1525	54	APF100B-50	47	ASLB50/3	48
A312	50	AERO-S30.5-1835	54	APF100B-500	47	ASLB50/30	48
A31255	50	AERO-S30.5-2135	54	APF100BLUE-100	47	ASLB60/30	48
A31274	50	AERO-S30.5-325	54	APF100BLUE-50	47	ASLB90/3	48
A4-S-300	10	AERO-S30.5-625	54	APF100BLUE-500	47	ASLB90D/10	48
A4-S-600	10	AERO-S30.5-925	54	APF100W-100	47	ASLB90D/3	48
A4-SS-600	10	AERO-SI0.5-25M SILICONE 0.5MM	54	APF100W-50	47	ASLB90D/30	48
A40-S-300	10	AERO-SI3-1225	54	APF100W-500	47	ASLBLUE50/3	48
A40-S-600	10	AERO-SI3-1525	54	APF150B-100	47	ASLBLUE60/3	48
A40-SS-300	10	AERO-SI3-1835	54	APF150B-50	47	ASLBLUE90/3	48
A40-SS-600	10	AERO-SI3-2135	54	APF150B-500	47	ASLHP60-C	48
A40LL-S-300	10	AERO-SI3-625	54	APF150BLUE-100	47	ASLHP80-C	48

# Index By Ordering Number

Order Number	Page	Order Number	Page	Order Number	Page	Order Number	Page
ASLHP90-C	48	BVGWNEB-500	80	CSRL8G-W	89	DL093	23
AV100	50	C10	79	CSRL8H	89	DL093-C	21
AV20	50	C10S	79	CSRL8H-S	89	DL093X10FT-W/10FT	22
AV250	50	C150	43	CSRL8H-S-W	89	DL093X25FT-W/5FT	22
AVGBNE	80	C1C	97	CSRL8H-W	89	DL109	23
AVGBNE-500	80	C2C	97	CSRLA	89	DL109-C	21
AVGBNEB	80	C531	50	CSRLA-S	89	DL125	23
AVGBNEB-500	80	C53150	50	CSRLA-S-W	89	DL125-C	21
AVGWNE-500	80	C53155	50	CSRLA-W	89	DR-SW	94
AVGWNEB	80	C53174	50	CSRLB	89	Drive Handle Assembly	105
AVGWNEB-500	80	C62520	50	CSRLB-S	89	DSS065	23
B10	79	C62523	50	CSRLB-S-W	89	DSS065-C	21
B10S	79	C62540	50	CSRLB-W	89	DSS093	23
B1B	84	C62560	50	CSRLC	89	DSS093-123	23
B1B	97	CABLE STRIPPER	22	CSRLC-S	89	DSS093-246	23
B2B	97	Carding Paper Remover	52	CSRLC-S-W	89	DSS093-C	21
B3B	97	CEBC-1	105	CSRLC-W	89	DSS109	23
B437	50	CEBC-2	105	CSRLD	89	DSS109-C	21
B43740	50	Clamp Knob Assembly	47	CSRLD-S	89	EBC-1	105
B43750	50	CLAMP-BAR-77MMBLT-SM-VGD	59	CSRLD-S-W	89	EBC-1-B	105
B43755	50	Clipper Scissors	52	CSRLD-W	89	EBC-2	105
B43760	50	Clipper-HookGauge	52	CSRLE	89	EBC-2-B	105
B43774	50	Cover-12	29	CSRLE-S	89	EBC1-RK	105
B43774M	50	Cover-25	29	CSRLE-S-W	89	EBC2-RK	105
BB	50	Cover-38	29	CSRLE-W	89	EC1-1/4	78
BB4	50	CP1.4-035-100/BX	32	CSRLF	89	EC1-1/4-C	78
BB455	50	CP1.4-035-100/BX	32	CSRLF-S	89	EC1-1/4-T	78
BBL-10	28	CP1.4-040-100/BX	32	CSRLF-S-W	89	EC2	78
BBL-7	28	CP1.4-040-100/BX	32	CSRLF-W	89	EC2-C	78
Binder-GAL	52	CP1.4-048-100/BX	32	CSRLG	89	EC2-T	78
Binder-PT	52	CP1.4-048-100/BX	32	CSRLG-S	89	EC3	78
Binder-QT	52	CP1.4-050-100/BX	32	CSRLG-S-W	89	EC3-C	78
Blade-10	51	CP1.4-050-100/BX	32	CSRLG-W	89	EC3-T	78
Blade-14	51	CP1.4-057-100/BX	32	CSSP1.4X30M	25	EC4	78
Blade-25-6	51	CP1.4-063-100/BX	32	CSSP2.5X30M	25	EC4-C	78
Blade-6	51	CP1.4-075-100/BX	32	Cutter-14	51	EC4-T	78
Block-10	51	CP1.4-090-50/BX	32	Cutter-25-26	51	EC4F	78
Block-14	51	CP1.4-100-50/BX	32	Cutter-Unibar Wire	52	EC4FT	78
Block-6	51	CP1.4-115-50/BX	32	CV100	50	EC6	78
BN-1	42	CSRL8D	89	CV250	50	EC6-C	78
BN-1	52	CSRL8D-S	89	CVGBNE-300	80	EC6F	78
BN-1	110	CSRL8D-S-W	89	CVGBNEB-300	80	ECF	78
BOLT POSITIONING FGS	67	CSRL8D-W	89	CVGWNE-300	80	ECFS	78
Brass Bushing	30	CSRL8E	89	CVGWNEB-300	80	ECFT	78
BRPS	93	CSRL8E-S	89	CW1024	79	EH-12	29
BT-1	97	CSRL8E-S-W	89	CW25/100	79	EH-25	29
BT-1	110	CSRL8E-W	89	CWS1024	79	EH-38	29
BV100	50	CSRL8F	89	D750	50	EPRDSS-DR	94
BV20	50	CSRL8F-S	89	D75050	50	EPRDVSK-1	94
BV250	50	CSRL8F-S-W	89	D75060	50	Face Strip Knobs	26
BVGBNE-500	80	CSRL8F-W	89	D75074	50	Face Strip Knobs	27
BVGBNEB	80	CSRL8G	89	DL065-C	21	FBG1	97
BVGBNEB-500	80	CSRL8G-S	89	DL065X25FT-W/5FT	22	FBG1	110
BVGWNE-500	80	CSRL8G-S-W	89	DL079-C	21	FG LEVER KIT	67

# Index By Ordering Number

Order Number	Page	Order Number	Page	Order Number	Page	Order Number	Page
FG-C-GAUGE	63	FGB-MD3-30/762	67	FGB-W3-30/762	67	FGP-W3-54	62
FG-C-GAUGE	67	FGB-MD3-36/914	63	FGB-W3-36/914	63	FGP-W3-60	62
FG-SQSB-28/711	67	FGB-MD3-36/914	67	FGB-W3-36/914	67	FGPBSG	63
FG-SQSB-34/863	67	FGB-MD3-42/1067	63	FGB-W3-42/1067	63	FGPES-A-BL3-12/305	66
FG-SQSB-40/1016	67	FGB-MD3-42/1067	67	FGB-W3-42/1067	67	FGPES-A-BL3-18/457	66
FG-SQSB-46/1168	67	FGB-MD3-48/1219	63	FGB-W3-48/1219	63	FGPES-A-BL3-24/610	66
FG-SQSB-52/1320	67	FGB-MD3-48/1219	67	FGB-W3-48/1219	67	FGPES-A-BL3-30/762	66
FG-SQSB-58/1473	67	FGB-MD3-54/1372	63	FGB-W3-54/1372	63	FGPES-A-BL3-36/914	66
FG-SQSB-64/1625	67	FGB-MD3-60/1524	63	FGB-W3-60/1524	63	FGPES-A-BL3-42/1067	66
FGB-BL2-12/305	71	FGB-MDDD3-12/305	63	FGENDPLT	63	FGPES-A-BL3-48/1219	66
FGB-BL2-18/457	71	FGB-MDDD3-12/305	67	FGHEXNUT	63	FGPES-A-MD3-12/305	66
FGB-BL2-24/610	71	FGB-MDDD3-12/305	71	FGHRDWRKIT	63	FGPES-A-MD3-18/457	66
FGB-BL2-30/762	71	FGB-MDDD3-18/457	63	FGO-RGKIT/32	63	FGPES-A-MD3-24/610	66
FGB-BL2-36/914	71	FGB-MDDD3-18/457	67	FGO-RLG/1	63	FGPES-A-MD3-30/762	66
FGB-BL2-42/1067	71	FGB-MDDD3-18/457	71	FGO-RSM/1	63	FGPES-A-MD3-36/914	66
FGB-BL2-48/1219	71	FGB-MDDD3-24/610	63	FGP-BL3-12	62	FGPES-A-MD3-42/1067	66
FGB-BL2-54/1372	71	FGB-MDDD3-24/610	67	FGP-BL3-18	62	FGPES-A-MD3-48/1219	66
FGB-BL2-60/1524	71	FGB-MDDD3-24/610	71	FGP-BL3-24	62	FGPES-A-MDDD3-12/305	66
FGB-BL2-78/1828	71	FGB-MDDD3-30/762	63	FGP-BL3-30	62	FGPES-A-MDDD3-18/457	66
FGB-BL2-84/1828	71	FGB-MDDD3-30/762	67	FGP-BL3-36	62	FGPES-A-MDDD3-24/610	66
FGB-BL3-12/305	63	FGB-MDDD3-30/762	71	FGP-BL3-42	62	FGPES-A-MDDD3-30/762	66
FGB-BL3-12/305	67	FGB-MDDD3-36/914	63	FGP-BL3-48	62	FGPES-A-MDDD3-36/914	66
FGB-BL3-18/457	63	FGB-MDDD3-36/914	67	FGP-BL3-54	62	FGPES-A-MDDD3-42/1067	66
FGB-BL3-18/457	67	FGB-MDDD3-36/914	71	FGP-BL3-60	62	FGPES-A-MDDD3-48/1219	66
FGB-BL3-24/610	63	FGB-MDDD3-42/1067	63	FGP-MD3-12	62	FGPES-A-W3-12/305	66
FGB-BL3-24/610	67	FGB-MDDD3-42/1067	67	FGP-MD3-18	62	FGPES-A-W3-18/457	66
FGB-BL3-30/762	63	FGB-MDDD3-42/1067	71	FGP-MD3-24	62	FGPES-A-W3-24/610	66
FGB-BL3-30/762	67	FGB-MDDD3-48/1219	63	FGP-MD3-30	62	FGPES-A-W3-30/762	66
FGB-BL3-36/914	63	FGB-MDDD3-48/1219	67	FGP-MD3-36	62	FGPES-A-W3-36/914	66
FGB-BL3-36/914	67	FGB-MDDD3-48/1219	71	FGP-MD3-42	62	FGPES-A-W3-42/1067	66
FGB-BL3-42/1067	63	FGB-MDDD3-54/1372	63	FGP-MD3-48	62	FGPES-A-W3-48/1219	66
FGB-BL3-42/1067	67	FGB-MDDD3-60/1524	63	FGP-MD3-54	62	FGPES-B-BL3-12/305	66
FGB-BL3-48/1219	63	FGB-MDDD3S-54/1372	71	FGP-MD3-60	62	FGPES-B-BL3-18/457	66
FGB-BL3-48/1219	67	FGB-MDDD3S-60/1524	71	FGP-MDDD3-12	62	FGPES-B-BL3-24/610	66
FGB-BL3-54/1372	63	FGB-MDDD3S-78/1828	71	FGP-MDDD3-18	62	FGPES-B-BL3-30/762	66
FGB-BL3-60/1524	63	FGB-MDDD3S-84/1828	71	FGP-MDDD3-24	62	FGPES-B-BL3-36/914	66
FGB-MD2-12/305	71	FGB-W2-12/305	71	FGP-MDDD3-30	62	FGPES-B-BL3-42/1067	66
FGB-MD2-18/457	71	FGB-W2-18/457	71	FGP-MDDD3-36	62	FGPES-B-BL3-48/1219	66
FGB-MD2-24/610	71	FGB-W2-24/610	71	FGP-MDDD3-42	62	FGPES-B-MD3-12/305	66
FGB-MD2-30/762	71	FGB-W2-30/762	71	FGP-MDDD3-48	62	FGPES-B-MD3-18/457	66
FGB-MD2-36/914	71	FGB-W2-36/914	71	FGP-MDDD3-54	62	FGPES-B-MD3-24/610	66
FGB-MD2-42/1067	71	FGB-W2-42/1067	71	FGP-MDDD3-60	62	FGPES-B-MD3-30/762	66
FGB-MD2-48/1219	71	FGB-W2-48/1219	71	FGP-MOUNT-BASE-BEARING	62	FGPES-B-MD3-36/914	66
FGB-MD2-54/1372	71	FGB-W2-54/1372	71	FGP-MOUNT-FLANGE-BEARING	62	FGPES-B-MD3-42/1067	66
FGB-MD2-60/1524	71	FGB-W2-60/1524	71	FGP-MOUNT-FRAME	62	FGPES-B-MD3-48/1219	66
FGB-MD2-78/1828	71	FGB-W2-78/1828	71	FGP-MOUNT-TWO-PIECE	62	FGPES-B-MDDD3-12/305	66
FGB-MD2-84/1828	71	FGB-W2-84/1828	71	FGP-SECONDARY-ADAPTER-BRKT	62	FGPES-B-MDDD3-18/457	66
FGB-MD3-12/305	63	FGB-W3-12/305	63	FGP-W3-12	62	FGPES-B-MDDD3-24/610	66
FGB-MD3-12/305	67	FGB-W3-12/305	67	FGP-W3-18	62	FGPES-B-MDDD3-30/762	66
FGB-MD3-18/457	63	FGB-W3-18/457	63	FGP-W3-24	62	FGPES-B-MDDD3-36/914	66
FGB-MD3-18/457	67	FGB-W3-18/457	67	FGP-W3-30	62	FGPES-B-MDDD3-42/1067	66
FGB-MD3-24/610	63	FGB-W3-24/610	63	FGP-W3-36	62	FGPES-B-MDDD3-48/1219	66
FGB-MD3-24/610	67	FGB-W3-24/610	67	FGP-W3-42	62	FGPES-B-W3-12/305	66
FGB-MD3-30/762	63	FGB-W3-30/762	63	FGP-W3-48	62	FGPES-B-W3-18/457	66

# Index By Ordering Number

Order Number	Page	Order Number	Page	Order Number	Page	Order Number	Page
FGPES-B-W3-24/610	66	FGS-AB-MDDD3-60/1524	70	FGS-PB POSITIONING BOLT	72	FOR COMB NUMBER P6C1	30
FGPES-B-W3-30/762	66	FGS-AB-MDDD3-66/1676	70	FGS-S-102/2591	72	FOR COMB NUMBER P6C1	30
FGPES-B-W3-36/914	66	FGS-AB-MDDD3-72/1829	70	FGS-S-108/2743	72	FOR COMB NUMBER P6C1	30
FGPES-B-W3-42/1067	66	FGS-AB-MDDD3-78/1981	70	FGS-S-30/762	72	FOR COMB NUMBER P6C1	30
FGPES-B-W3-48/1219	66	FGS-AB-MDDD3-84/2134	70	FGS-S-36/914	72	FOR COMB NUMBER P6C1	30
FGPIN	63	FGS-AB-W2-54/1372	70	FGS-S-42/1067	72	FOR COMB NUMBER P6C1	30
FGPL-24/610	63	FGS-AB-W2-60/1524	70	FGS-S-48/1219	72	FOR COMB NUMBER P6C1	30
FGPL-30/762	63	FGS-AB-W2-66/1676	70	FGS-S-54/1372	72	FOR COMB NUMBER P6C1	30
FGPL-36/914	63	FGS-AB-W2-72/1829	70	FGS-S-60/1524	72	FOR COMB NUMBER P6C1	30
FGPL-42/1067	63	FGS-B-18/457	72	FGS-S-66/1676	72	FOR COMB NUMBER P6C2	30
FGPL-48/1219	63	FGS-B-24/610	72	FGS-S-78/1981	72	FOR COMB NUMBER P6C2	30
FGPL-54/1372	63	FGS-B-30/762	72	FGS-S-84/2134	72	FOR COMB NUMBER P6C2	30
FGPL-60/1524	63	FGS-B-36/914	72	FGS-S-90/2286	72	FOR COMB NUMBER P6C2	30
FGPL-66/1676	63	FGS-B-42/1067	72	FGS-S-96/2438	72	FOR COMB NUMBER P6C2	30
FGPL-72/1829	63	FGS-B-48/1219	72	FGSTNDOFFKIT/1	63	FOR COMB NUMBER P6C2	30
FGPS-BSG-RNG	67	FGS-B-54/1372	72	FGSTNDOFFKIT/8	63	FOR COMB NUMBER P6C2	30
FGPS-BSG-SQ	67	FGS-B-60/1524	72	FGTBSG	63	FOR COMB NUMBER P6C2	30
FGPSHWKIT RPL HARDWARE KIT	67	FGS-B-66/1676	72	FGTC-TWA TENSIONER	67	FOR COMB NUMBER P6C2	30
FGS-A-BL2-12/305	70	FGS-B-72/1829	72	FGTC-TWA TENSIONER	72	FOR COMB NUMBER P6C2	30
FGS-A-BL2-18/457	70	FGS-B-78/1981	72	FGTC-TWB TENSIONER	67	FOR COMB NUMBER P6C2	30
FGS-A-BL2-24/610	70	FGS-B-84/2134	72	FGTC-TWB TENSIONER	72	FOR COMB NUMBER P6C2	30
FGS-A-BL2-30/762	70	FGS-B-BL2-12/305	70	FGTHSG	63	FOR COMB NUMBER P6C25/36	30
FGS-A-BL2-36/914	70	FGS-B-BL2-18/457	70	FGTHUB	63	FOR COMB NUMBER P6C25/36	30
FGS-A-BL2-42/1067	70	FGS-B-BL2-24/610	70	FGTS-18/508	63	FOR COMB NUMBER P6C25/36	30
FGS-A-BL2-48/1219	70	FGS-B-BL2-30/762	70	FGTS-30/762	63	FOR COMB NUMBER P6C25/36	30
FGS-A-MD2-12/305	70	FGS-B-BL2-36/914	70	FGTS-60/1524	63	FOR COMB NUMBER P6C25/36	30
FGS-A-MD2-18/457	70	FGS-B-BL2-42/1067	70	FL-L	109	FOR COMB NUMBER P6C25/36	30
FGS-A-MD2-24/610	70	FGS-B-BL2-48/1219	70	FL-M	109	FOR COMB NUMBER P6C25/36	30
FGS-A-MD2-30/762	70	FGS-B-MD2-12/305	70	FL-PKIT-ML	109	FOR COMB NUMBER P6C25/36	30
FGS-A-MD2-36/914	70	FGS-B-MD2-18/457	70	FL-PKIT-XL	109	FOR COMB NUMBER P6C25/36	30
FGS-A-MD2-42/1067	70	FGS-B-MD2-24/610	70	FL-XL	109	FOR COMB NUMBER P6C25/36	30
FGS-A-MD2-48/1219	70	FGS-B-MD2-30/762	70	FL1-1/2BNE	80	FOR COMB NUMBER P6C25/36	30
FGS-A-MDDD3-12/305	70	FGS-B-MD2-36/914	70	FL11C	97	FOR COMB NUMBER P6C25/36	30
FGS-A-MDDD3-18/457	70	FGS-B-MD2-42/1067	70	FL1BNE	80	FPD-RK	94
FGS-A-MDDD3-24/610	70	FGS-B-MD2-48/1219	70	FL7C	97	FSGOLDG-1201	27
FGS-A-MDDD3-30/762	70	FGS-B-MDDD3-12/305	70	FLCP	109	FSGOLDG-1501	27
FGS-A-MDDD3-36/914	70	FGS-B-MDDD3-18/457	70	FLEL-L	109	FSGOLDG-601	27
FGS-A-MDDD3-42/1067	70	FGS-B-MDDD3-24/610	70	FLEL-M	109	FSGOLDG-901	27
FGS-A-MDDD3-48/1219	70	FGS-B-MDDD3-30/762	70	FLELK-XL	109	FSK-1B	92
FGS-A-W2-12/305	70	FGS-B-MDDD3-36/914	70	FLELP	109	FSK-1B	106
FGS-A-W2-18/457	70	FGS-B-MDDD3-42/1067	70	Flex-Trolley	109	FSK-1BA	92
FGS-A-W2-24/610	70	FGS-B-MDDD3-48/1219	70	FLRLB-L	109	FSK-1BA	106
FGS-A-W2-30/762	70	FGS-B-W2-12/305	70	FLRLB-M	109	FSK-2	92
FGS-A-W2-36/914	70	FGS-B-W2-18/457	70	FLRP	109	FSK-2	106
FGS-A-W2-42/1067	70	FGS-B-W2-24/610	70	FLTW-L	109	FSK2MP	92
FGS-A-W2-48/1219	70	FGS-B-W2-30/762	70	FLTW-M	109	FSK2MP	106
FGS-AB-BL2-54/1372	70	FGS-B-W2-36/914	70	FLTW-XL	109	FSK2MXLP	92
FGS-AB-BL2-60/1524	70	FGS-B-W2-42/1067	70	FLVRL-XL	109	FSK2MXLP	106
FGS-AB-BL2-66/1676	70	FGS-B-W2-48/1219	70	FOR COMB NUMBER P6C1	30	FSMAN1-24	26
FGS-AB-BL2-72/1829	70	FGS-FGPES-EU-MP MNTING PLATE	67	FOR COMB NUMBER P6C1	30	FSMAN1-36	26
FGS-AB-MD2-54/1372	70	FGS-FGPES-EU-MP MNTING PLATE	72	FOR COMB NUMBER P6C1	30	FSMAN1-48	26
FGS-AB-MD2-60/1524	70	FGS-FGPES-PM BLANK MNTG PLT	67	FOR COMB NUMBER P6C1	30	FSMAN1-60	26
FGS-AB-MD2-66/1676	70	FGS-FGPES-PM BLANK MNTG PLT	72	FOR COMB NUMBER P6C1	30	FSMAN1-MICRO	27
FGS-AB-MD2-72/1829	70	FGS-MP MOUNTING PLATE	67	FOR COMB NUMBER P6C1	30	FSMAN2-24	26
FGS-AB-MDDD3-54/1372	70	FGS-MP MOUNTING PLATE	72	FOR COMB NUMBER P6C1	30	FSMAN2-36	26

# Index By Ordering Number

Order Number	Page	Order Number	Page	Order Number	Page	Order Number	Page
FSMAN2-48	26	G006A-SS-900W-8/BX	25	HITCHGD-V1-CENTER-SEGMENT-3IN	74	HR25-25	29
FSMAN2-60	26	G008-SS-1200	25	HITCHGD-V1-KIT-36IN	74	HR25-38	29
FSMAN2-MICRO	27	G008-SS-1200W-8/BX	25	HITCHGD-V1-KIT-42IN	74	HR25LW95	28
FSMAN30-24	26	G008-SS-1500	25	HITCHGD-V1-KIT-48IN	74	HR2LW95	28
FSMAN30-36	26	G008-SS-1500W-8/BX	25	HITCHGD-V1-KIT-60IN	74	HR36-12	29
FSMAN30-48	26	G008-SS-300W-12/BX	25	HITCHGD-V1-KIT-72IN	74	HR36-12	29
FSMAN30-60	26	G008-SS-600W-8/BX	25	HITCHGD-V1-LEFT-END-SEGMENT	74	HR36-25	29
FSMAN30-MICRO	27	G008-SS-900W-8/BX	25	HITCHGD-V1-LEFT-END-SEGMENT	74	HR36-38	29
FSMAN36-24	26	G1/2-F	79	HITCHGD-V1-LEFT-SEG-5PC-PK	74	HR36LW95	28
FSMAN36-36	26	G1/2-FS	79	HITCHGD-V1-LEFT-SEG-5PC-PK	74	HSP3	97
FSMAN36-48	26	G3/4-F	79	HITCHGD-V1-MOUNTING-KIT	74	HSP3	110
FSMAN36-60	26	G3/4-FS	79	HITCHGD-V1-MOUNTING-PLATE	74	HW1	84
FSMAN36-MICRO	27	G5/8-F	79	HITCHGD-V1-RIGHT-END-SEGMENT	74	HW1	97
FSMAN4-1/2-24	26	G5/8-FS	79	HITCHGD-V1-RIGHT-END-SEGMENT	74	HW1	99
FSMAN4-1/2-36	26	GAUGE KEY STP MASTER SET	76	HITCHGD-V1-RIGHT-SEG-5PC-PK	74	HW2	97
FSMAN4-1/2-48	26	GAUGE KIT STP 1.5IN-3IN	76	HITCHGD-V1-RIGHT-SEG-5PC-PK	74	HW2	99
FSMAN4-1/2-60	26	GAUGE KIT STP 4IN-10IN	76	HITCHGD-V1-SUPPORT-BAR-38IN	74	HW3	97
FSMAN4-1/2-MICRO	27	GAUGE KIT STP BRIDGE	76	HITCHGD-V1-SUPPORT-BAR-38IN	74	HW3	99
FSMANG-1201	26	GC-1	52	HITCHGD-V1-SUPPORT-BAR-44IN	74	L1-1/2-B	78
FSMANG-1501	26	GCB-50	52	HITCHGD-V1-SUPPORT-BAR-44IN	74	L1-1/2-BS	78
FSMANG-1801	26	GFSA00-14	27	HITCHGD-V1-SUPPORT-BAR-50IN	74	L1-1/2-W	78
FSMANG-601	26	GFSA00-24	26	HITCHGD-V1-SUPPORT-BAR-50IN	74	L1-1/2-WS	78
FSMANG-901	26	GFSA00-36	26	HITCHGD-V1-SUPPORT-BAR-62IN	74	L1-B	78
FSMANGXL-1201	26	GFSA00-48	26	HITCHGD-V1-SUPPORT-BAR-62IN	74	L1-BS	78
FSMANGXL-1501	26	GFSA1&7-14	27	HITCHGD-V1-SUPPORT-BAR-74IN	74	L1-F	78
FSMANGXL-1801	26	GFSAGP00-36	26	HITCHGD-V1-SUPPORT-BAR-74IN	74	L1-W	78
FSMANGXL-601	26	GFSAGP1&7-24	26	HITCHGD-V3-KIT-36IN	74	L1-WS	78
FSMANGXL-901	26	GFSAGP1&7-36	26	HITCHGD-V3-KIT-42IN	74	L1/2-F	78
G001-SS-1200W	25	GFSAGP1&7-48	26	HITCHGD-V3-KIT-48IN	74	L1/2-FS	78
G001A-SS-300W	25	GFSAGP1&7-60	26	HITCHGD-V3-KIT-60IN	74	L2-B	78
G002-SS-1200W	25	GFSAM1&7-24	26	HITCHGD-V3-KIT-72IN	74	L2-BS	78
G003-SS-1200W	25	GFSAM1&7-36	26	HITCHGD-V3-MOUNTING-KIT	74	L2-W	78
G003-SS-1700W	25	GFSAM1&7-48	26	HITCHGD-V3-MOUNTING-PLATE	74	L2-WS	78
G005-SS-1200W-8/BX	25	GFSAM1&7-60	26	HP1	79	L3-B	78
G005-SS-1500W-8/BX	25	Guide Block Replacement Kit	27	HP1	84	L3-BS	78
G005-SS-300W-12/BX	25	Guide Block Replacement Kit	27	HP1	97	L3-W	78
G005-SS-600W-8/BX	25	Guide Block Replacement Kit	26	HP1	99	L3-WS	78
G005-SS-900W-8/BX	25	Guide Block Replacement Kit	26	HP2	97	L3/4-F	78
G005A-SS-1200W-8/BX	25	H100	84	HP2	99	L3/4-FS	78
G005A-SS-1500W-8/BX	25	HB1	84	HP3	79	L5/8-B	78
G005A-SS-300W-12/BX	25	HB1	97	HP3	97	L5/8-BS	78
G005A-SS-600W-8/BX	25	HB1	99	HP3	99	L5/8-F	78
G005A-SS-900W-8/BX	25	HB2	97	HPRET1	90	L5/8-FS	78
G006-SS-1050W	25	HB2	99	HPRET2	90	L5/8-W	78
G006-SS-1200W	25	HB3	97	HR1-12	29	L5/8-WS	78
G006-SS-1200W-8/BX	25	HB3	99	HR1-12	29	Lacing Accessory Kit	52
G006-SS-1500W-8/BX	25	HD1	78	HR1-25	29	Laser Belt Square	51
G006-SS-1700W	25	HD1-1/4-F	78	HR1-38	29	LG1-1/2	79
G006-SS-300W-12/BX	25	HD1-F	78	HR1LW95	28	LG1-1/2-C	79
G006-SS-600W-8/BX	25	HD1-FS	78	HR2-12	29	LG2	79
G006-SS-900W-8/BX	25	HD1S	78	HR2-12	29	LG2-C	79
G006A-SS-1200W-8/BX	25	HD2	78	HR2-25	29	LG3/4-F	79
G006A-SS-1500W-8/BX	25	HITCHGD-V1-CENTER-SEG-10PC-PK	74	HR2-38	29	LG3/4-FS	79
G006A-SS-300W-12/BX	25	HITCHGD-V1-CENTER-SEG-10PC-PK	74	HR25-12	29	Linear Bearing	30
G006A-SS-600W-8/BX	25	HITCHGD-V1-CENTER-SEGMENT-3IN	74	HR25-12	29	LP1/36-12	29

# Index By Ordering Number

Order Number	Page	Order Number	Page	Order Number	Page	Order Number	Page
LP1/36-12	29	MSRT-48	92	NC-600-1	82	NL250-C	47
LP1/36-25	29	MSRT-48-AL	92	NC-600-1	90	NL250-X	47
LP1/36-38	29	MSRT-60	92	NC-750-1	82	NL350-C	47
LP2-12	29	MSRT-60-AL	92	NC-750-1	90	NL350-X	47
LP2-12	29	MSRT-72	92	NC-900-1	82	NP053	23
LP2-25	29	MSRT-72-AL	92	NC-900-1	90	NP053-C	21
LP2-38	29	MSRT-84	92	NC-C	82	NP065	23
LPG-1201	27	MSRT-84-AL	92	NC-C	90	NP065-12	22
LPG-1501	27	MSRT-94	92	NC1-C	41	NP065-C	21
LPG-1801	27	MSRT-94-AL	92	NC1-X	41	NP079	23
LPG-901	27	MSRT8-48	92	NC187-C	41	NP079-C	21
LPMAN1/36-24	26	MSRT8-48-AL	92	NC187-X	41	NP093	23
LPMAN1/36-36	26	MSRT8-60	92	NC62-C	41	NP093-12	22
LPMAN1/36-48	26	MSRT8-60-AL	92	NC62-X	41	NP093-C	21
LPMAN1/36-60	26	MSRT8-72	92	NCS-1200-1	82	NP109	23
LPMAN1/36-72	26	MSRT8-72-AL	92	NCS-1200-1	90	NP109-12	22
LPMAN1/36-MICRO	27	MSRT8-84	92	NCS-1350-1	90	NP109-C	21
LPMANREG-24	26	MSRT8-84-AL	92	NCS-1500-1	90	NP125	23
LPMANREG-36	26	MSRT8-94-AL	92	NCS-1800-1	90	NP125-12	22
LPMANREG-48	26	MSRT9-48	92	NCS-900-1	82	NP125-C	21
LPMANREG-60	26	MSRT9-60	92	NCS-900-1	90	NP156	23
LPMANREG-72	26	MSRT9-72	92	NCS-C	82	NP156-12	22
LPMANREG-MICRO	27	MSRT9-84	92	NCS-C	90	NP156-C	21
LSHD30	106	MW043	23	NCS065	23	NS054	23
LSHD36	106	MW054	23	NCS065-C	21	NS093	23
LSHD42	106	MW072	23	NCS065X10FT-W/10FT	22	Nut Driver for RL Gold Class	26
LSHD48	106	MW090	23	NCS065X25FT-W/5FT	22	NY053	23
LSHD54	106	MW090-100	23	NCS093	23	NY053-C	21
LSHD60	106	N054	23	NCS093-C	21	NY065	23
LSHD72	106	N093	23	NCS093X10FT-W/10FT	22	NY065-1-1/2-100	22
LSHDB30-2	106	NAC-1050-1	90	NCS093X15FT-W/2FT	22	NY065-1-1/4-100	22
LSHDB36-2	106	NAC-1200-1	90	NCS093X25FT-W/10FT	22	NY065-1-100	22
LSHDB42-2	106	NAC-1400-1	90	NCS093X25FT-W/5FT	22	NY065-1-3/4-100	22
LSHDB48-2	106	NAC-1500-1	90	NCS093X50FT-W/4FT	22	NY065-1-7/8-100	22
LSHDB54-2	106	NAC-1800-1	90	NCS093X5FT-W/5FT	22	NY065-12	22
LSHDB60-2	106	NAC-450-1	90	NCS1-C	41	NY065-2-1/2-100	22
LSHDB72-2	106	NAC-600-1	90	NCS1-X	41	NY065-2-1/4-100	22
LSHDCBS	106	NAC-750-1	90	NCS125	23	NY065-2-100	22
LSHDPP	106	NAC-900-1	90	NCS125-C	21	NY065-2-3/4-100	22
LSHDS	106	NAC6-1050-1	91	NCS156	23	NY065-3-1/2-50	22
LW95	28	NAC6-1200-1	91	NCS156-C	21	NY065-3-1/4-50	22
M-4	52	NAC6-1350-1	91	NCS187-C	41	NY065-3-100	22
MART-14	45	NAC6-1500-1	91	NCS187-X	41	NY065-3/4-100	22
MART-7	45	NAC6-1600-1	91	NCS62-C	41	NY065-4-1/2-50	22
MARTK-14	45	NAC6-1800-1	91	NCS62-X	41	NY065-4-50	22
MARTK-7	45	NAC6-2000-1	91	NCS962-48-1	91	NY065-6-24	22
MDT-1	47	NAC6-2130-1	91	NCS962-54-1	91	NY065-7/8-100	22
MDT220-1	47	NAC6-900-1	91	NCS962-60-1	91	NY065-C	21
MICROLACER	27	NC-1050-1	82	NCS962-72-1	91	NY079	23
MSRT-30	92	NC-1050-1	90	NCS962-84-1	91	NY079-C	21
MSRT-30-AL	92	NC-1200-1	82	NCS975-48-1	91	NY093	23
MSRT-36	92	NC-1200-1	90	NCS975-54-1	91	NY093-100	23
MSRT-36-AL	92	NC-1500-1	90	NCS975-60-1	91	NY093-12	22
MSRT-42	92	NC-450-1	82	NCS975-72-1	91	NY093-123	23
MSRT-42-AL	92	NC-450-1	90	NCS975-84-1	91	NY093-246	23



# Index By Ordering Number

Order Number	Page	Order Number	Page	Order Number	Page	Order Number	Page
NY093-C	21	P2C1	30	P6CLPR36M-60	30	PUN-B-80X20-300	58
NY109	23	P2C1	30	PB1	42	PUN-B-80X20-600	58
NY109-12	22	P2C2	30	PBC-1	105	PUN-B-80X20-900	58
NY109-C	21	P2C2	30	PBC-2	105	PUN-B-80X20X113BIAS-600	58
NY125	23	P2C2	30	PBC-FR	105	PUN-B-80X20X113BIAS-900	58
NY125-12	22	P2C2	30	PCA7-300	47	PUN-M-300	58
NY125-C	21	P2C25/36	30	PCA7-600	47	PUN-M-600	58
NY156	23	P2C25/36	30	PDBUMP	94	PUN-M-900	58
NY156-12	22	P2C25/36	30	PDCYL	94	PUN-M-NDX-114MM	59
NY156-C	21	P2CLPR1	30	PDHANDLE	94	PUN-M-NDX-114MM-ARP-SDI	59
NYLON-PUNCH-PAD-114MM	59	P2CLPR25	30	PDHK	94	PUN-M-NDX-200MM	59
NYLON-PUNCH-PAD-200MM	59	P2CLPR36	30	PDNP	94	PUN-M-NYLONPAD-KIT	58
NYS053	23	P2GF	30	PDNPS	94	QDBinder-Quart	52
NYS053-C	21	P2GF15	30	PDNSS	94	R-10	28
NYS065	23	P2P	97	PDORING	94	R-4	28
NYS065-1-1/2-100	22	P3/4-F	79	PDPR	94	R-7	28
NYS065-1-1/4-100	22	P3P	79	PDTVA	94	R2-R8	88
NYS065-1-100	22	P3P	97	PG2	79	R2J18ANC/450	86
NYS065-1-7/8-100	22	P4C1	30	PG3	79	R2J18BNC/450	86
NYS065-12	22	P4C1	30	PLY-BL Blade & Jig	58	R2J24ANC/600	86
NYS065-2-1/2-100	22	P4C1	30	PLY-JG Jig Only	58	R2J24BNC/600	86
NYS065-2-1/4-100	22	P4C1	30	PLY130-CART	58	R2J30ANC/750	86
NYS065-2-100	22	P4C2	30	PLY130-CART	58	R2J30BNC/750	86
NYS065-3-1/4-50	22	P4C2	30	PLY130WB-230V50HZ	58	R2J36ANC/900	86
NYS065-3-100	22	P4C2	30	PLY130WB-460V3PH60HZ	58	R2J36BNC/900	86
NYS065-4-50	22	P4C2	30	PNEUDRIVE1	94	R2J42ANC/1050	86
NYS065-5/8-100	22	P4C25/36	30	POLY035X15FT-W/3FT	48	R2J42BNC/1050	86
NYS065-6-24	22	P4C25/36	30	POLY047X15FT-W/3FT	48	R2J48ANC/1200	86
NYS065-C	21	P4C25/36	30	PRL4	48	R2J48BNC/1200	86
NYS079	23	P4CLPR1	30	PRO-120	33	R2SJ48ASNC/1200	86
NYS079-C	21	P4CLPR25	30	PRO-120TC-115V-60HZ	33	R2SJ48BSNC/1200	86
NYS093	23	P4CLPR36	30	PRO-150-115V1PH-60HZ	33	R2T	86
NYS093-12	22	P4GF	30	PRO-150-200V3PH-50/60HZ	33	R2T-AI	86
NYS093-C	21	P4GF15	30	PRO-150-230V1PH-50HZ	33	R5-1/2-SE-36/900	87
NYS109	23	P6ALLI00M-24	30	PRO-150-230V1PH-60HZ	33	R5-1/2-SE-42/1050	87
NYS109-12	22	P6ALLI00M-36	30	PRO-150-230V3PH-50/60HZ	33	R5-1/2-SE-48/1200	87
NYS109-C	21	P6ALLI1&7-24	30	PRO-150-400V3PH-50/60HZ	33	R5-1/2-SE-60/1500	87
NYS125	23	P6ALLI1&7-36	30	PRO-200	30	R5-1/2-SE-72/1800	87
NYS125-12	22	P6ALLI15-24	30	PRO-200EH	30	R5-SE-18/450	87
NYS125-C	21	P6ALLI15-36	30	PRO-400	30	R5-SE-24/600	87
NYS156	23	P6CLPR1M-24	30	PRO-600	30	R5-SE-30/750	87
NYS156-12	22	P6CLPR1M-36	30	PRO-6000	30	R5-SE-36/900	87
NYS156-C	21	P6CLPR1M-48	30	PSRD-AH	94	R5-SE-42/1050	87
OVGBNEB-500	80	P6CLPR1M-60	30	PTAH	94	R5-SE-48/1200	87
OVGWNE-500	80	P6CLPR25M-24	30	PTL25	28	R5-SE-54/1350	87
OVGWNEB-500	80	P6CLPR25M-36	30	PTL30	28	R5-SE-60/1500	87
P1/2-F	79	P6CLPR25M-48	30	PTRD-DR	94	R5-SE-72/1800	87
P120CLPR25SPP	33	P6CLPR25M-60	30	PTRD-RS	94	R5J-SE-1050NC	87
P150CLPR25SPP115V	33	P6CLPR2M-24	30	PTRDK	94	R5J-SE-1200NC	87
P150CLPR25SPP230V	33	P6CLPR2M-36	30	PUN-B-50X20-300	58	R5J-SE-450NC	87
P1P	79	P6CLPR2M-48	30	PUN-B-50X20-600	58	R5J-SE-600NC	87
P1P	84	P6CLPR2M-60	30	PUN-B-50X20-900	58	R5J-SE-750NC	87
P1P	97	P6CLPR36M-24	30	PUN-B-70X15-300	58	R5J-SE-900NC	87
P2C1	30	P6CLPR36M-36	30	PUN-B-70X15-600	58	R5MA-SE	87
P2C1	30	P6CLPR36M-48	30	PUN-B-70X15-900	58	R5S	86

# Index By Ordering Number

Order Number	Page	Order Number	Page	Order Number	Page	Order Number	Page
R5S-SE-24/600	87	RP2C	99	RS125SJ24/600NCS	40	RS62J12/300SP	40
R5S-SE-36/900	87	RP2C	99	RS125SJ24/600SS	40	RS62J16/400NC	40
R5S-SE-42/1050	87	RP2C-RRK	99	RS125SJ30/750NCS	40	RS62J18/450NC	40
R5S-SE-48/1200	87	RP2E	99	RS125SJ30/750SS	40	RS62J18/450SP	40
R5S-SE-60/1500	87	RP2ES	99	RS125SJ36/900NCS	40	RS62J20/500NC	40
R5S-SE-72/1800	87	RS-GOLD-DA	42	RS125SJ36/900SS	40	RS62J20/500SP	40
R6-SE-36/900	88	RS-GOLD-DRIVER	42	RS125SJ40/1000NCS	40	RS62J24/600NC	40
R6-SE-42/1050	88	RS-GOLD-FINAL-12	42	RS125SJ42NCS	40	RS62J24/600SP	40
R6-SE-48/1200	88	RS-GOLD-FINAL-24	42	RS125SJ42SS	40	RS62J30/750NC	40
R6-SE-55/1400	88	RS-GOLD-FINAL-36	42	RS125SJ47/1200NCS	40	RS62J30/750SP	40
R6-SE-60/1500	88	RS-GOLD-FINAL-48	42	RS125SJ48NCS	40	RS62J36/900NC	40
R6-SE-63/1600	88	RS-GOLD-FINAL-6	42	RS125SJ48SS	40	RS62J36/900SP	40
R6-SE-72/1800	88	RS-GOLD-INITIAL-12	42	RS125SJ60NCS	40	RS62J40/1000NC	40
R6-SE-84/2130	88	RS-GOLD-INITIAL-24	42	RS125SJ60SS	40	RS62J42NC	40
R9S-SE-48/1200	88	RS-GOLD-INITIAL-36	42	RS187J12/300NC	40	RS62J42SP	40
R9S-SE-54/1350	88	RS-GOLD-INITIAL-48	42	RS187J16/400NC	40	RS62J47/1200NC	40
R9S-SE-60/1500	88	RS-GOLD-INITIAL-6	42	RS187J18/450NC	40	RS62J48NC	40
R9S-SE-72/1800	88	RS125J10NC	40	RS187J18/450SP	40	RS62J48SP	40
R9S-SE-84/2130	88	RS125J12/300NC	40	RS187J20/500NC	40	RS62J60NC	40
RAR5-1/2-SE-36/900	87	RS125J14NC	40	RS187J20/500SP	40	RS62J60SP	40
RAR5-1/2-SE-42/1050	87	RS125J16/400NC	40	RS187J24/600NC	40	RS62MJ24/600MS	40
RAR5-1/2-SE-48/1200	87	RS125J16/400SP	40	RS187J24/600SP	40	RS62SJ12/300NCS	40
RAR5-1/2-SE-60/1500	87	RS125J18/450NC	40	RS187J30/750NC	40	RS62SJ12/300SS	40
RAR5-SE-42/1050	87	RS125J18/450SP	40	RS187J30/750SP	40	RS62SJ18/450NCS	40
RAR5-SE-48/1200	87	RS125J20/500NC	40	RS187J36/900NC	40	RS62SJ18/450SS	40
RAR6-SE-42/1050	88	RS125J20/500SP	40	RS187J36/900SP	40	RS62SJ20/500SS	40
RAR6-SE-60/1500	88	RS125J24/600NC	40	RS187J42NC	40	RS62SJ24/600NCS	40
RAR6-SE-72/1800	88	RS125J24/600SP	40	RS187J42SP	40	RS62SJ24/600SS	40
RAR6-SE-84/2130	88	RS125J30/750NC	40	RS187J47NC	40	RS62SJ30/750NCS	40
RAR6LP-SE-60/1500	88	RS125J30/750SP	40	RS187J48SP	40	RS62SJ30/750SS	40
RAR6LP-SE-72/1800	88	RS125J36/900NC	40	RS187J4NC	40	RS62SJ36/900NCS	40
RAR8-SE-48/1200	88	RS125J36/900SP	40	RS187J60NC	40	RS62SJ36/900SS	40
RAR8-SE-60/1500	88	RS125J40/1000NC	40	RS187J60SP	40	RS62SJ42SS	40
RAR8-SE-72/1800	88	RS125J42NC	40	RS187SJ12/300NCS	40	RS62SJ47/1200NCS	40
RAR8-SE-80/2000	88	RS125J42SP	40	RS187SJ12/300SS	40	RS62SJ48NCS	40
RAR8-SE-84/2130	88	RS125J47/1200NC	40	RS187SJ16/400NCS	40	RS62SJ48SS	40
RB-1	42	RS125J48NC	40	RS187SJ16/400SS	40	RS62SJ60NCS	40
RB-1	52	RS125J48SP	40	RS187SJ18/450NCS	40	RS62SJ60SS	40
RB-1	79	RS125J4NC*	40	RS187SJ18/450SS	40	RSAS-1	41
Return Springs	30	RS125J60NC	40	RS187SJ20/500NCS	40	RSC187	42
RL Carrying Strap	26	RS125J60SP	40	RS187SJ20/500SS	40	RSC187-12	42
RL-24	26	RS125MJ24/600MS	40	RS187SJ24/600NCS	40	RSC187-24	42
RL-36	26	RS125S-600 (25 sets)	40	RS187SJ24/600SS	40	RSC187-4	42
RL-48	26	RS125S-900 (55 sets)	40	RS187SJ30/750NCS	40	RSC187-6	42
RL-60	26	RS125SJ10NCS	40	RS187SJ30/750SS	40	RSTK4-12	42
RL-G24	27	RS125SJ12/300NCS	40	RS187SJ36/900NCS	40	RSTK4-6	42
RL-G36	27	RS125SJ12/300SS	40	RS187SJ36/900SS	40	RTBS Rough Top Skiver	42
RL-G48	27	RS125SJ14NCS	40	RS187SJ42NCS	40	RTBS Rough Top Skiver	52
RL-G60	27	RS125SJ14SS	40	RS187SJ42SS	40	RTBS Rough Top Skiver	56
ROLLER-SLIDER-FIXTURE	54	RS125SJ16/400NCS	40	RS187SJ47/1200NCS	40	RTBS Rough Top Skiver	57
RP1C	99	RS125SJ16/400SS	40	RS187SJ48NCS	40	S100B	47
RP1C	99	RS125SJ18/450NCS	40	RS187SJ48SS	40	S125	43
RP1C-RRK	99	RS125SJ18/450SS	40	RS187SJ60NCS	40	S150B	47
RP1E	99	RS125SJ20/500NCS	40	RS187SJ60SS	40	S187	43
RP1ES	99	RS125SJ20/500SS	40	RS62J12/300NC	40	S1S	84

# Index By Ordering Number

Order Number	Page	Order Number	Page	Order Number	Page	Order Number	Page
S1S	97	SR2-30-AL	93	SRA-E	86	SS2-30/750	41
S2S	97	SR2-36	93	SRA-E-W	86	SS2-36/900	41
S3S	97	SR2-42	93	SRA-S	86	SS2-42	41
SC-1050-1	90	SR2-42-AL	93	SRA-S	88	SS2-48	41
SC-1200-1	90	SR2-48	93	SRA-S-2M	86	SS2-60	41
SC-600-1	90	SR2-48-AL	93	SRA-S-W-2M	86	SS62-12/300	41
SC-900-1	90	SR2-60	93	SRA-W-2M	86	SS62-16/400	41
SCREW HEX M8-1.25X35 THD, SS	72	SR2-60-AL	93	SRAA	86	SS62-18/450	41
SEB-90/30	48	SR2-72	93	SRAA	88	SS62-20	41
SLP5	84	SR2-72-AL	93	SRAA-100	86	SS62-24/600	41
SLP5	92	SR2-84	93	SRAA-100	88	SS62-30/750	41
SLP5	97	SR2-84-AL	93	SRAA-2M	86	SS62-36/900	41
SLP5	110	SR22SAAL	93	SRAA-E	86	SS62-42	41
SM054	23	SR22SAE	93	SRAA-E-W	86	SS62-48	41
SM093	23	SR22SAM	93	SRAA-S	86	SS62-54	41
Smart Lock	52	SR23	93	SRAA-S-2M	86	SS62-60	41
Smart Lock	52	SR24	93	SRAA-S-W-2M	86	SSC-1050-1	90
SMARTCLAMP	51	SR24-AL	93	SRAA-W-2M	86	SSC-1200-1	90
SMS040	23	SR25	93	SRB	86	SSC-600-1	90
SMS054	23	SR25-AL	93	SRB	88	SSC-900-1	90
SMS093	23	SR25-AL	93	SRB-100	86	SSC932-1050-1	90
SMSC065	23	SR26	86	SRB-2M	86	SSC932-1200-1	90
SMSC093	23	SR27SAAL	93	SRB-E	86	SSC932-1500-1	90
SP1-16/400	41	SR27SAE	93	SRB-E-W	86	SSC932-750-1	90
SP1-18/450	41	SR27SAM	93	SRB-S	86	SSC932-900-1	90
SP1-20	41	SR5-1	93	SRB-S	88	ST-28	42
SP1-24/600	41	SR5-7	86	SRB-S-2M	86	ST3-13	43
SP1-30/750	41	SR700	92	SRB-S-W-2M	86	ST3-14	43
SP1-36/900	41	SR747	93	SRB-W-2M	86	ST3-15-6	43
SP1-42	41	SR747-AL	93	SRC	88	ST3-3	43
SP1-48	41	SR757	93	SRC-S	88	ST3-9	43
SP1-60	41	SR759	92	SRC/D	88	ST4-16	43
SP2-18/450	41	SR759-2	92	SRC/D-S	88	ST4-21	43
SP2-20	41	SR800	92	SRD	88	ST4-21H	43
SP2-24/600	41	SR859-8	92	SRD-S	88	ST4-5	43
SP2-30/750	41	SR9-30	93	SRE	88	ST4-8	43
SP2-36/900	41	SR9-30-AL	93	SRE-S	88	ST4-8H	43
SP2-42	41	SR9-36	93	SRF	88	ST5-16	43
SP2-48	41	SR9-36-AL	93	SRF-S	88	ST5-3	43
SP2-60	41	SR9-42	93	SRG	88	ST5-5	42
SP62-12/300	41	SR9-42-AL	93	SRG-S	88	ST5-5	43
SP62-16/400	41	SR9-48	93	SRI	88	ST6-9	42
SP62-18/450	41	SR9-48-AL	93	SRPS-AL	93	ST7-29	42
SP62-20	41	SR9-60	93	SS1-16/400	41	ST7-34	42
SP62-24/600	41	SR9-60-AL	93	SS1-18/450	41	ST7-35	42
SP62-30/750	41	SR9-72	93	SS1-20	41	ST7-5	42
SP62-36/900	41	SR9-72-AL	93	SS1-24/600	41	ST7-5	42
SP62-42	41	SR9-84	93	SS1-30/750	41	ST7-9	42
SP62-48	41	SR900	92	SS1-36/900	41	ST8-A	42
SP62-54	41	SR91-AL	93	SS1-42	41	ST8-C	42
SP62-60	41	SR947	93	SS1-48	41	T-1-1/2BNIB	80
SR-50	86	SRA	86	SS1-60	41	T-1-1/2WNIB	80
SR-CB	92	SRA	88	SS2-18/450	41	T-1/2WNI	80
SR-CBNS	93	SRA-100	86	SS2-20	41	T-1BNIB	80
SR2-30	93	SRA-2M	86	SS2-24/600	41	T-1WNIB	80

# Index By Ordering Number

Order Number	Page	Order Number	Page	Order Number	Page	Order Number	Page
T-2BNIB	80	TGB-3/76-2/B-48/1219	75	TGB-8/203-4/4-48/1219	75	TUG6B-72-ST	108
T-2WNIB	80	TGB-3/76-2/B-60/1524	75	TGB-8/203-4/4-60/1524	75	TUG6B-84-ST	108
T-3/4WNI	80	TGB-4/102-2/2-24/610	75	TGB-9/229-4/5-24/610	75	TUG6E	107
T-3/4WNIB	80	TGB-4/102-2/2-36/914	75	TGB-9/229-4/5-36/914	75	TUG6E	108
T-3BNIB	80	TGB-4/102-2/2-42/1067	75	TGB-9/229-4/5-42/1067	75	TUG6P-36-AL	107
T2W	100	TGB-4/102-2/2-48/1219	75	TGB-9/229-4/5-48/1219	75	TUG6P-36-ST	108
T2WS72	100	TGB-4/102-2/2-60/1524	75	TGB-9/229-4/5-60/1524	75	TUG6P-42-AL	107
TG-BAR-24/610 RPL BAR	76	TGB-4/102-3/B-24/610	75	TGB-BRIDGE SEG-CENTER	76	TUG6P-42-ST	108
TG-BAR-36/914 RPL BAR	76	TGB-4/102-3/B-36/914	75	TGB-BRIDGE SEG-END	76	TUG6P-48-AL	107
TG-BAR-42/1067 RPL BAR	76	TGB-4/102-3/B-42/1067	75	TGB-EXT-ALUM-BAR-24/610	76	TUG6P-48-ST	108
TG-BAR-48/1219 RPL BAR	76	TGB-4/102-3/B-48/1219	75	TGB-EXT-ALUM-BAR-36/914	76	TUG6P-54-AL	107
TG-BAR-60/1524 RPL BAR	76	TGB-4/102-3/B-60/1524	75	TGB-EXT-ALUM-BAR-42/1067	76	TUG6P-54-ST	108
TG-MTG-BRKT RPL MNTG BRKT	76	TGB-5/127-2/3-24/610	75	TGB-EXT-ALUM-BAR-48/1219	76	TUG6P-60-AL	107
TG-SBAR-60/1524	76	TGB-5/127-2/3-36/914	75	TGB-EXT-ALUM-BAR-60/1524	76	TUG6P-60-ST	108
TGB-1.5-3.0-ANGLE-BRKT-KT	76	TGB-5/127-2/3-42/1067	75	TGB-SEG-CENTER-.75/19MM	76	TUG6P-72-AL	107
TGB-1.5-3.0-IN-GAP-MTNG-KIT	76	TGB-5/127-2/3-48/1219	75	TGB-SEG-CENTER-1.5/38MM	76	TUG6P-72-ST	108
TGB-1.5-3.0-VERT-SUPPT-BRKT-KT	76	TGB-5/127-2/3-60/1524	75	TGB-SEG-CENTER-1/25MM	76	TUG6P-84-ST	108
TGB-1.5/38-.75/75-24/610	76	TGB-5/127-4/B-24/610	75	TGB-SEG-CENTER-2 2 IN CTR SEG	76	TUG8-36-AL	107
TGB-1.5/38-.75/75-36/914	76	TGB-5/127-4/B-36/914	75	TGB-SEG-CENTER-2 5PC 5 PCS	76	TUG8-36-ST	108
TGB-1.5/38-.75/75-42/1067	76	TGB-5/127-4/B-42/1067	75	TGB-SEG-CENTER-3 3 IN CTR SEG	76	TUG8-42-AL	107
TGB-1.5/38-.75/75-48/1219	76	TGB-5/127-4/B-48/1219	75	TGB-SEG-CENTER-3 5PC 5 PCS	76	TUG8-42-ST	108
TGB-1.5/38-.75/75-60/1524	76	TGB-5/127-4/B-60/1524	75	TGB-SEG-CENTER-4 4 IN CTR SEG	76	TUG8-48-AL	107
TGB-1.75/44-1/75-24/610	76	TGB-6/152-2/4-24/610	75	TGB-SEG-CENTER-4 5PC 5 PCS	76	TUG8-48-ST	108
TGB-1.75/44-1/75-36/914	76	TGB-6/152-2/4-36/914	75	TGB-SEG-CENTER-5 5 IN CTR SEG	76	TUG8-54-AL	107
TGB-1.75/44-1/75-42/1067	76	TGB-6/152-2/4-42/1067	75	TGB-SEG-CENTER-5 5PC 5 PCS	76	TUG8-54-ST	108
TGB-1.75/44-1/75-48/1219	76	TGB-6/152-2/4-48/1219	75	TGB-SEG-END-2 2 INCH END SEG	76	TUG8-60-AL	107
TGB-1.75/44-1/75-60/1524	76	TGB-6/152-2/4-60/1524	75	TGB-SEG-END-3 3 INCH END SEG	76	TUG8-60-ST	108
TGB-10/254-5/5-24/610	75	TGB-6/152-3/3-24/610	75	TGB-SEG-END-4 4 INCH END SEG	76	TUG8-72-AL	107
TGB-10/254-5/5-36/914	75	TGB-6/152-3/3-36/914	75	TGB-SEG-END-5 5 INCH END SEG	76	TUG8-72-ST	108
TGB-10/254-5/5-42/1067	75	TGB-6/152-3/3-42/1067	75	TUG6-36-AL	107	TUG8-84-AL	107
TGB-10/254-5/5-48/1219	75	TGB-6/152-3/3-48/1219	75	TUG6-36-ST	108	TUG8-84-ST	108
TGB-10/254-5/5-60/1524	75	TGB-6/152-3/3-60/1524	75	TUG6-42-AL	107	TUG8-96-AL	107
TGB-2.25/57-1.5/75-24/610	76	TGB-6/152-5/B-24/610	75	TUG6-42-ST	108	TUG8-96-ST	108
TGB-2.25/57-1.5/75-36/914	76	TGB-6/152-5/B-36/914	75	TUG6-48-AL	107	TUG8B-12-AL	107
TGB-2.25/57-1.5/75-42/1067	76	TGB-6/152-5/B-42/1067	75	TUG6-48-ST	108	TUG8B-12-ST	108
TGB-2.25/57-1.5/75-48/1219	76	TGB-6/152-5/B-48/1219	75	TUG6-54-AL	107	TUG8B-36-AL	107
TGB-2.25/57-1.5/75-60/1524	76	TGB-6/152-5/B-60/1524	75	TUG6-54-ST	108	TUG8B-36-ST	108
TGB-2.5/64-1.5/1-24/610	76	TGB-7/178-2/5-24/610	75	TUG6-60-AL	107	TUG8B-42-AL	107
TGB-2.5/64-1.5/1-36/914	76	TGB-7/178-2/5-36/914	75	TUG6-60-ST	108	TUG8B-42-ST	108
TGB-2.5/64-1.5/1-42/1067	76	TGB-7/178-2/5-42/1067	75	TUG6-72-AL	107	TUG8B-48-AL	107
TGB-2.5/64-1.5/1-48/1219	76	TGB-7/178-2/5-48/1219	75	TUG6-72-ST	108	TUG8B-48-ST	108
TGB-2.5/64-1.5/1-60/1524	76	TGB-7/178-2/5-60/1524	75	TUG6-84-ST	108	TUG8B-54-AL	107
TGB-2/51-1/1-24/610	76	TGB-7/178-3/4-24/610	75	TUG6B-12-AL	107	TUG8B-54-ST	108
TGB-2/51-1/1-36/914	76	TGB-7/178-3/4-36/914	75	TUG6B-12-ST	108	TUG8B-60-AL	107
TGB-2/51-1/1-42/1067	76	TGB-7/178-3/4-42/1067	75	TUG6B-36-AL	107	TUG8B-60-ST	108
TGB-2/51-1/1-48/1219	76	TGB-7/178-3/4-48/1219	75	TUG6B-36-ST	108	TUG8B-72-AL	107
TGB-2/51-1/1-60/1524	76	TGB-7/178-3/4-60/1524	75	TUG6B-42-AL	107	TUG8B-72-ST	108
TGB-3/76-1.5/1.5-24/610	76	TGB-8/203-3/5-24/610	75	TUG6B-42-ST	108	TUG8B-84-AL	107
TGB-3/76-1.5/1.5-36/914	76	TGB-8/203-3/5-36/914	75	TUG6B-48-AL	107	TUG8B-84-ST	108
TGB-3/76-1.5/1.5-42/1067	76	TGB-8/203-3/5-42/1067	75	TUG6B-48-ST	108	TUG8B-96-AL	107
TGB-3/76-1.5/1.5-48/1219	76	TGB-8/203-3/5-48/1219	75	TUG6B-54-AL	107	TUG8B-96-ST	108
TGB-3/76-1.5/1.5-60/1524	76	TGB-8/203-3/5-60/1524	75	TUG6B-54-ST	108	TUG8E	107
TGB-3/76-2/B-24/610	75	TGB-8/203-4/4-24/610	75	TUG6B-60-AL	107	TUG8E	108
TGB-3/76-2/B-36/914	75	TGB-8/203-4/4-36/914	75	TUG6B-60-ST	108	TUG8P-36-AL	107
TGB-3/76-2/B-42/1067	75	TGB-8/203-4/4-42/1067	75	TUG6B-72-AL	107	TUG8P-36-ST	108

# Index By Ordering Number

Order Number	Page	Order Number	Page	Order Number	Page	Order Number	Page
TUG8P-42-AL	107	U3SS12	20	UX1SS12	20	XP5CC-1200 FASTENER	103
TUG8P-42-ST	108	U4C12	19	UX1SS24	20	XP5CC-1400 FASTENER	103
TUG8P-48-AL	107	U4C12W	20	UX1SS6	20	XP5CC-1600 FASTENER	103
TUG8P-48-ST	108	U4C24	19	XAC5-1000-1 HINGE PIN 1/PK	104	XP5CC-1800 FASTENER	103
TUG8P-54-AL	107	U4S12	19	XAC5-1050-1 HINGE PIN 1/PK	104	XP5CC-L-1000 FASTENER	103
TUG8P-54-ST	108	U4S24	19	XAC5-1200-1 HINGE PIN 1/PK	104	XP5CC-L-1050 FASTENER	103
TUG8P-60-AL	107	U4SS12	20	XAC5-1400-1 HINGE PIN 1/PK	104	XP5CC-L-1200 FASTENER	103
TUG8P-60-ST	108	U5C12	19	XAC5-1500-1 HINGE PIN 1/PK	104	XP5CC-L-1400 FASTENER	103
TUG8P-72-AL	107	U5C12W	20	XAC5-1600-1 HINGE PIN 1/PK	104	XP5CC-L-1600 FASTENER	103
TUG8P-72-ST	108	U5C24	19	XAC5-1800-1 HINGE PIN 1/PK	104	XP5CC-L-1800 FASTENER	103
TUG8P-84-AL	107	U5S12	19	XAC7-1000-1 HINGE PIN 1/PK	104	XP5CC-1000 FASTENER	103
TUG8P-84-ST	108	U5S24	19	XAC7-1050-1 HINGE PIN 1/PK	104	XP5CC-1050 FASTENER	103
TUG8P-96-AL	107	U5SS12	20	XAC7-1200-1 HINGE PIN 1/PK	104	XP5CC-1200 FASTENER	103
TUG8P-96-ST	108	U6C12	19	XAC7-1400-1 HINGE PIN 1/PK	104	XP5CC-1400 FASTENER	103
U2C12	19	U6C12W	20	XAC7-1500-1 HINGE PIN 1/PK	104	XP5CC-1600 FASTENER	103
U2C12W	20	U6S12	19	XAC7-1600-1 HINGE PIN 1/PK	104	XP5CC-1800 FASTENER	103
U2C24	19	U6S24	19	XAC7-1800-1 HINGE PIN 1/PK	104	XP5CC-L-1000 FASTENER	103
U2S12	19	U6SS12	20	XAC5-1000-1 HINGE PIN 1/PK	104	XP5CC-L-1050 FASTENER	103
U2S24	19	U7S12	19	XAC5-1050-1 HINGE PIN 1/PK	104	XP5CC-L-1200 FASTENER	103
U2SPC12	19	UA2SS12	20	XAC5-1200-1 HINGE PINS 1/PK	104	XP5CC-L-1400 FASTENER	103
U2SPS12	19	UA3SS12	20	XAC5-1400-1 HINGE PIN 1/PK	104	XP5CC-L-1600 FASTENER	103
U2SPS24	19	UCM36LLSPSS12	20	XAC5-1500-1 HINGE PIN 1/PK	104	XP5CC-L-1800 FASTENER	103
U2SS12	20	UCM36LLSPSS24	20	XAC5-1600-1 HINGE PIN 1/PK	104	XP7CC-1000 FASTENER	103
U2SS24	20	UCM36LLSS12	20	XAC5-1800-1 HINGE PIN 1/PK	104	XP7CC-1050 FASTENER	103
U3-1C12	19	UCM36LLSS24	20	XAC5-1000-1 HINGE PIN 1/PK	104	XP7CC-1200 FASTENER	103
U3-1C24	19	UCM36LPSS12	20	XAC5-1050-1 HINGE PIN 1/PK	104	XP7CC-1400 FASTENER	103
U3-1C6	19	UCM36LPSS24	20	XAC5-1200-1 HINGE PIN 1/PK	104	XP7CC-1600 FASTENER	103
U3-1RHTS12	19	UCM36SLSPSS12	20	XAC5-1400-1 HINGE PIN 1/PK	104	XP7CC-1800 FASTENER	103
U3-1RHTS12	19	UCM36SLSPSS24	20	XAC5-1500-1 HINGE PIN 1/PK	104	XP7SC-1000 FASTENER	103
U3-1RHTS24	19	UCM36SLXSPSS12	20	XAC5-1600-1 HINGE PIN 1/PK	104	XP7SC-1050 FASTENER	103
U3-1RHTS24	19	UCM36SLXSPSS24	20	XAC5-1800-1 HINGE PIN 1/PK	104	XP7SC-1200 FASTENER	103
U3-1S12	19	UCM36SPSS12	20	XNAC5-1000-1 HINGE PIN 1/PK	104	XP7SC-1400 FASTENER	103
U3-1S24	19	UCM36SPSS24	20	XNAC5-1050-1 HINGE PIN 1/PK	104	XP7SC-1600 FASTENER	103
U3-1S6	19	UCM36SS12	20	XNAC5-1200-1 HINGE PIN 1/PK	104	XP7SC-1800 FASTENER	103
U3-2C12	19	UCM36SS24	20	XNAC5-1400-1 HINGE PIN 1/PK	104	XP8CC-1000 FASTENER	103
U3-2C24	19	UCM36XSPSS12	20	XNAC5-1500-1 HINGE PIN 1/PK	104	XP8CC-1200 FASTENER	103
U3-2C6	19	UCM36XSPSS24	20	XNAC5-1600-1 HINGE PIN 1/PK	104	XP8CC-1400 FASTENER	103
U3-2RHTS12	19	Urethane Strip – Priced Per Foot	26	XNAC5-1800-1 HINGE PIN 1/PK	104	XP8CC-1600 FASTENER	103
U3-2RHTS12	19	Urethane Strip – Priced Per Foot	27	XNAC7-1000-1 HINGE PIN 1/PK	104	XP8CC-1800 FASTENER	103
U3-2RHTS24	19	UX1LLS12	19	XNAC7-1050-1 HINGE PIN 1/PK	104	XP8CC-L-1000 FASTENER	103
U3-2RHTS24	19	UX1LLS24	19	XNAC7-1200-1 HINGE PIN 1/PK	104	XP8CC-L-1200 FASTENER	103
U3-2S12	19	UX1LLSPS12	19	XNAC7-1400-1 HINGE PIN 1/PK	104	XP8CC-L-1400 FASTENER	103
U3-2S24	19	UX1LLSPS24	19	XNAC7-1500-1 HINGE PIN 1/PK	104	XP8CC-L-1600 FASTENER	103
U3-2S6	19	UX1LLSPSS12	20	XNAC7-1600-1 HINGE PIN 1/PK	104	XP8CC-L-1800 FASTENER	103
U3-RHTS12	19	UX1LLSS12	20	XNAC7-1800-1 HINGE PIN 1/PK	104	XP8SC-1000 FASTENER	103
U3-RHTS12	19	UX1LLSS24	20	XP-LOK KIT 1000	102	XP8SC-1200 FASTENER	103
U3-RHTS24	19	UX1S12	19	XP-LOK KIT 1050	102	XP8SC-1400 FASTENER	103
U3-RHTS24	19	UX1S24	19	XP-LOK KIT 1200	102	XP8SC-1600 FASTENER	103
U3C12	19	UX1S6	19	XP-LOK KIT 1400	102	XP8SC-1800 FASTENER	103
U3C12W	20	UX1SPS12	19	XP-LOK KIT 1500	102	XP8SC-L-1000 FASTENER	103
U3C24	19	UX1SPS24	19	XP-LOK KIT 1600	102	XP8SC-L-1200 FASTENER	103
U3C6	19	UX1SPS6	19	XP-LOK KIT 1800	102	XP8SC-L-1400 FASTENER	103
U3S12	19	UX1SPSS12	20	XP5-7BTG BELT THICK GAGE	102	XP8SC-L-1600 FASTENER	103
U3S24	19	UX1SPSS24	20	XP5CC-1000 FASTENER	103	XP8SC-L-1800 FASTENER	103
U3S6	19	UX1SPSS6	20	XP5CC-1050 FASTENER	103	XPST XP HYDRAULIC STAPLE	102

# Index By Ordering Number

Order Number	Page	Order Number	Page	Order Number	Page	Order Number	Page
XPMST XP MANUAL STAPL APP	102						
XPPST XP PNEUMATIC STAPL TOOL	102						
XPSK-1UB XP SKIVER BLADE	102						
XPSK-SB XP SINGLE BLADE SKIVER	102						
XPSS-40	90						
XPSS-40 XP SIFT STOP FOAM STRP	102						
XPSTF2-1000 XP STAPL TOOL FRAME	102						
XPSTF2-1200 XP STAPL TOOL FRAME	102						
XPSTF2-1400 XP STAPL TOOL FRAME	102						
XPSTF2-1600 XP STAPL TOOL FRAME	102						
XPSTF2-1800 XP STAPL TOOL FRAME	102						

# Index By Item Code

Item Code	Page	Item Code	Page	Item Code	Page	Item Code	Page	Item Code	Page	Item Code	Page	Item Code	Page	Item Code	Page
GT208	72	01143	19	01353	20	01861	18	02080	15	02172	12	02294	12	02584	22
N0179	102	01144	19	01354	20	01862	18	02081	15	02173	11	02295	11	02585	22
00271	16	01178	19	01355	19	01864	18	02082	15	02174	12	02300	11	02586	22
00276	16	01179	19	01356	19	01867	18	02083	15	02175	12	02301	11	02587	22
00278	16	01183	19	01357	20	01871	18	02084	15	02182	11	02303	12	02588	22
00384	10	01184	19	01359	19	01876	18	02089	14	02183	11	02304	12	02589	22
00423	10	01188	20	01360	19	01879	18	02090	14	02185	12	02305	12	02590	22
00493	9	01189	20	01361	19	01884	18	02100	14	02186	12	02307	11	02591	22
00564	10	01193	20	01362	19	01887	18	02101	14	02187	12	02310	12	02592	22
00632	16	01194	20	01363	19	01888	18	02102	14	02189	11	02316	11	02594	23
00703	10	01230	19	01364	19	01891	18	02103	14	02191	12	02323	11	02595	23
00704	10	01231	19	01385	20	01895	18	02104	15	02193	12	02326	12	02597	23
00706	25	01250	19	01732	18	01898	18	02105	15	02195	12	02327	12	02598	21
00708	25	01251	19	01739	18	01907	18	02106	15	02196	11	02328	12	02600	22
00719	25	01254	19	01744	18	01911	18	02110	15	02197	11	02330	11	02606	23
00800	9	01255	19	01746	17	01917	18	02111	15	02198	11	02339	11	02607	21
00801	9	01258	20	01748	17	01920	18	02113	14	02206	11	02341	12	02611	22
00802	9	01279	19	01752	17	01924	18	02114	14	02209	13	02342	11	02613	23
00803	9	01283	19	01754	17	01926	18	02118	14	02210	11	02348	11	02614	21
00814	10	01292	20	01764	17	01933	18	02119	14	02216	11	02351	12	02619	22
00815	10	01293	20	01771	18	01936	18	02120	14	02217	11	02352	12	02621	23
00816	10	01294	19	01772	17	01939	18	02126	15	02219	12	02353	12	02622	21
00818	10	01301	19	01774	17	01941	18	02128	15	02220	12	02355	11	02625	22
00820	10	01305	19	01786	18	01946	18	02130	15	02223	11	02363	11	02627	23
00821	10	01308	20	01793	18	01949	18	02133	14	02225	12	02365	11	02628	21
00824	10	01309	20	01795	18	01950	18	02140	14	02227	12	02367	12	02629	23
00828	10	01312	20	01798	18	01952	18	02141	14	02232	11	02368	12	02630	23
00830	10	01313	20	01803	18	01954	18	02143	15	02233	11	02370	12	02631	23
00833	10	01314	20	01810	17	01958	18	02144	15	02234	12	02379	16	02632	22
00834	10	01315	20	01811	17	01963	18	02145	15	02239	15	02380	16	02633	22
00854	10	01317	20	01813	17	01970	18	02146	15	02240	15	02381	16	02634	22
00855	10	01318	20	01814	17	01975	18	02147	15	02242	14	02384	16	02635	22
00861	10	01319	20	01817	17	01977	18	02149	14	02243	14	02385	16	02636	22
00862	10	01320	20	01821	17	01985	17	02150	14	02267	14	02386	16	02637	22
00875	10	01321	20	01828	18	01987	17	02154	11	02268	14	02397	12	02638	22
00876	10	01322	20	01831	13	01990	17	02155	11	02269	14	02429	11	02639	22
00882	25	01323	20	01841	18	01993	17	02157	12	02272	15	02432	11	02640	22
00883	25	01324	20	01843	18	02006	17	02158	12	02274	15	02574	22	02641	22
00884	25	01325	20	01845	18	02008	17	02159	12	02275	15	02576	22	02642	22
00885	25	01336	19	01846	13	02010	17	02161	11	02278	14	02577	22	02643	22
00886	25	01338	19	01847	13	02012	17	02163	12	02283	14	02578	22	02644	22
00908	25	01340	20	01848	13	02072	14	02164	12	02284	14	02579	22	02645	23
01125	19	01342	20	01849	13	02073	14	02168	11	02285	14	02580	22	02646	23
01126	19	01350	52	01853	13	02075	14	02169	11	02287	15	02581	22	02648	23
01137	19	01351	19	01854	13	02076	14	02170	12	02288	15	02582	22	02649	21
01138	19	01352	19	01859	18	02079	15	02171	12	02289	15	02583	22	02650	22

# Index By Item Code

Item Code	Page	Item Code	Page	Item Code	Page	Item Code	Page	Item Code	Page	Item Code	Page	Item Code	Page	Item Code	Page	Item Code	Page
02830	21	03150	29	03524	30	03728	30	03999	26	04145	51	04362	26	04460	26	05506	25
02832	22	03154	29	03525	30	03729	30	04000	26	04145	105	04363	27	04973	74	05507	25
02833	22	03155	29	03526	30	03731	30	04001	27	04146	51	04364	27	04974	74	05508	25
02834	21	03156	29	03527	30	03732	30	04002	26	04146	105	04365	27	04974	74	05509	25
02847	22	03162	29	03528	30	03733	30	04003	26	04147	51	04366	27	04988	74	05510	25
02853	23	03163	29	03529	30	03734	30	04004	26	04147	105	04370	27	05019	22	05511	25
02854	21	03167	29	03531	30	03735	30	04005	26	04149	51	04371	27	05020	22	05512	32
02859	22	03168	29	03532	30	03736	30	04014	27	04149	105	04372	27	05021	22	05513	32
02860	23	03168	29	03533	30	03737	30	04015	26	04200	51	04373	25	05022	22	05514	32
02861	21	03169	29	03534	30	03738	30	04016	26	04200	105	04374	33	05023	22	05515	32
02863	21	03169	29	03535	30	03739	30	04017	26	04223	28	04376	33	05024	22	05516	32
02864	21	03170	29	03536	30	03740	30	04018	26	04261	48	04377	33	05025	22	05517	32
02865	22	03170	29	03537	30	03741	30	04019	27	04262	48	04378	33	05193	22	05518	32
02866	23	03211	29	03538	30	03742	30	04020	26	04269	74	04379	33	05194	22	05519	32
02867	21	03211	29	03539	30	03743	30	04021	26	04269	74	04380	33	05195	22	05520	32
02868	23	03222	29	03550	30	03744	30	04022	26	04281	48	04381	33	05196	22	05521	32
02869	23	03222	29	03551	30	03745	30	04023	26	04281	48	04382	33	05200	48	05522	32
02870	23	03225	29	03591	30	03772	51	04024	27	04305	51	04383	33	05201	48	05523	32
02871	23	03230	51	03649	30	03773	51	04025	26	04308	74	04384	33	05338	19	05524	32
02872	21	03236	28	03650	30	03774	51	04026	26	04309	74	04385	32	05338	19	05525	32
02873	21	03238	28	03651	30	03775	51	04027	26	04309	74	04386	32	05339	19	05526	32
03006	51	03239	42	03670	52	03814	28	04028	26	04310	74	04387	32	05339	19	05528	32
03008	51	03239	52	03671	52	03817	26	04029	27	04310	74	04388	32	05340	19	05529	32
03009	51	03239	56	03672	52	03817	27	04030	26	04311	74	04389	32	05340	19	05530	32
03010	51	03239	57	03704	52	03822	29	04031	26	04311	74	04390	32	05341	19	05531	32
03014	28	03241	22	03707	30	03822	29	04032	26	04312	74	04391	32	05341	19	05544	25
03018	28	03244	52	03708	30	03823	29	04033	26	04312	74	04392	32	05342	19	05545	25
03019	28	03274	26	03709	30	03824	29	04044	23	04316	21	04393	32	05342	19	05546	25
03020	28	03274	27	03710	30	03827	28	04051	26	04319	74	04394	32	05343	19	05546	25
03037	29	03368	27	03711	30	03892	48	04063	27	04320	74	04415	33	05343	19	05547	25
03038	29	03370	26	03712	30	03897	26	04064	26	04321	74	04416	48	05362	11	05548	25
03039	29	03371	26	03713	30	03897	27	04065	26	04322	74	04417	48	05414	19	05548	25
03051	29	03372	26	03714	30	03913	48	04066	26	04339	74	04418	48	05492	25	05805	32
03054	29	03375	26	03715	30	03914	30	04067	26	04339	74	04419	27	05493	25	05806	32
03074	28	03433	26	03716	30	03915	30	04068	26	04340	74	04436	25	05494	25	05807	32
03075	28	03433	27	03717	30	03916	30	04073	51	04341	74	04442	74	05495	25	05808	32
03076	28	03434	28	03718	30	03917	30	04088	26	04341	74	04443	74	05496	25	05809	32
03081	28	03435	28	03719	30	03919	30	04089	26	04342	74	04444	74	05497	25	05810	32
03085	28	03441	52	03720	30	03920	30	04093	23	04342	74	04445	74	05498	25	05811	32
03119	28	03442	52	03721	30	03985	27	04101	51	04343	74	04446	74	05499	25	05812	32
03128	52	03445	52	03722	30	03986	27	04102	51	04343	74	04447	74	05500	25	05813	32
03129	52	03450	51	03723	30	03987	27	04140	105	04344	74	04453	26	05501	25	05814	32
03132	52	03451	51	03724	30	03988	27	04143	51	04344	74	04456	26	05502	25	05815	32
03140	30	03452	29	03725	30	03996	27	04143	105	04359	26	04457	26	05503	25	05816	32
03143	29	03453	29	03726	30	03997	26	04144	51	04360	26	04458	26	05504	25	05817	32
03148	29	03519	29	03727	30	03998	26	04144	105	04361	26	04459	26	05505	25	08013	58



# Index By Item Code

Item Code	Page	Item Code	Page	Item Code	Page	Item Code	Page	Item Code	Page	Item Code	Page	Item Code	Page	Item Code	Page		
08014	58	09002	54	09707	55	10061	35	10131	35	10188	35	10512	38	10580	36	10653	36
08015	58	09003	54	09720	59	10062	35	10132	35	10190	35	10513	38	10581	36	10654	36
08016	58	09004	54	09726	56	10063	35	10133	35	10191	35	10514	38	10582	36	10655	36
08017	58	09005	54	09730	56	10065	35	10134	35	10192	35	10515	38	10584	36	10657	36
08018	58	09008	54	09731	56	10070	35	10135	35	10193	35	10516	38	10586	36	10661	36
08019	58	09009	54	09732	56	10071	35	10137	35	10194	35	10517	38	10587	36	10664	36
08020	58	09012	54	09733	56	10072	35	10138	35	10196	35	10519	38	10589	36	10667	36
08021	58	09013	54	09734	56	10073	35	10139	35	10197	35	10521	38	10590	36	10669	36
08022	58	09015	54	09735	56	10074	35	10140	35	10198	35	10522	38	10591	36	10670	36
08023	58	09017	54	09736	56	10075	35	10141	35	10199	35	10523	38	10593	36	10671	36
08024	58	09018	54	09737	56	10076	35	10142	35	10201	35	10528	36	10595	36	10677	36
08025	58	09352	54	09738	56	10079	35	10144	35	10204	35	10529	36	10596	36	10680	36
08026	58	09353	54	09739	56	10081	35	10150	35	10206	35	10530	36	10597	36	10683	36
08027	58	09354	54	10000	38	10082	35	10151	35	10207	35	10531	36	10598	36	10685	36
08100	58	09355	54	10001	38	10083	35	10152	35	10208	35	10532	36	10600	36	10687	36
08100	58	09356	54	10002	38	10085	35	10153	35	10210	35	10534	36	10603	36	11075	37
08246	58	09357	54	10003	38	10090	35	10154	35	10212	35	10537	36	10605	36	11078	37
08279	58	09358	54	10004	38	10091	35	10155	35	10213	35	10539	36	10606	36	11081	37
08439	58	09359	54	10005	38	10092	35	10156	35	10214	35	10540	36	10607	36	11084	37
08440	58	09360	54	10007	38	10093	35	10157	35	10215	35	10541	36	10609	36	11086	37
08468	54	09361	54	10008	38	10094	35	10158	35	10217	35	10543	36	10611	36	11088	37
08545	57	09362	54	10009	38	10095	35	10160	35	10220	35	10545	36	10612	36	11090	37
08587	56	09363	54	10011	38	10096	35	10161	35	10222	35	10546	36	10613	36	11092	37
08587	57	09372	54	10012	38	10097	35	10162	35	10223	35	10547	36	10614	36	11095	37
08592	57	09458	54	10013	38	10098	35	10163	35	10224	35	10548	36	10616	36	11098	37
08593	57	09459	54	10014	38	10099	35	10164	35	10226	35	10549	36	10619	36	11101	37
08594	57	09552	54	10020	38	10100	35	10165	35	10232	35	10551	36	10621	36	11103	37
08595	57	09552	55	10021	38	10101	35	10166	35	10235	35	10554	36	10622	36	11105	37
08596	57	09585	54	10022	38	10102	35	10167	35	10238	35	10556	36	10623	36	11107	37
08597	57	09586	54	10023	38	10103	35	10168	35	10240	35	10557	36	10625	36	11126	37
08603	57	09593	55	10024	38	10105	35	10169	35	10242	35	10558	36	10627	36	11129	37
08604	56	09594	55	10030	37	10110	35	10170	35	10244	35	10559	36	10628	36	11132	37
08604	57	09600	54	10031	37	10111	35	10171	35	10482	35	10560	36	10629	36	11134	37
08710	57	09600	55	10033	37	10112	35	10172	35	10483	35	10562	36	10630	36	11136	37
08727	56	09601	55	10034	37	10113	35	10173	35	10484	35	10563	36	10632	36	11138	37
08727	57	09604	55	10035	37	10114	35	10174	35	10485	35	10564	36	10635	36	11142	37
08739	57	09605	55	10037	37	10115	35	10175	35	10486	35	10565	36	10637	36	11145	37
08741	57	09609	59	10038	37	10116	35	10176	35	10487	35	10566	36	10638	36	11148	37
08776	57	09660	55	10050	35	10117	35	10177	35	10488	35	10568	36	10639	36	11150	37
08788	57	09663	59	10051	35	10118	35	10178	35	10489	35	10570	36	10641	36	11152	37
08847	57	09664	54	10052	35	10119	35	10179	35	10491	36	10571	36	10643	36	11154	37
08849	57	09665	59	10053	35	10120	35	10180	35	10492	36	10573	36	10644	36	11157	37
08855	57	09666	59	10054	35	10121	35	10181	35	10493	36	10574	36	10645	36	11160	37
08856	57	09667	59	10055	35	10122	35	10182	35	10494	36	10575	36	10646	36	11163	37
09000	54	09668	59	10056	35	10124	35	10183	35	10495	36	10577	36	10648	36	11165	37
09001	54	09701	59	10059	35	10130	35	10185	35	10496	36	10579	36	10651	36	11167	37

# Index By Item Code

Item Code	Page	Item Code	Page	Item Code	Page	Item Code	Page	Item Code	Page	Item Code	Page	Item Code	Page	Item Code	Page	Item Code	Page
11169	37	11961	37	15102	45	18374	19	19351	30	20011	99	20366	96	30418	106	30472	99
11187	37	11963	37	15103	45	18391	10	19358	30	20012	96	20377	100	30421	106	30473	97
11190	37	11982	37	16369	30	18400	19	19361	30	20013	96	20378	100	30423	106	30473	99
11193	37	11984	37	17346	17	18404	19	19362	30	20016	96	20379	100	30424	106	30474	79
11195	37	11998	37	17347	17	18425	10	19364	30	20017	96	20380	83	30430	106	30474	84
11197	37	12375	38	17350	14	18427	20	19365	30	20018	96	20398	83	30435	110	30474	97
11199	37	12376	38	17425	25	18429	20	19366	30	20018	99	20398	100	30436	83	30474	99
11205	37	12378	38	17436	48	18430	20	19368	30	20022	99	20398	100	30438	97	30475	97
11210	37	12379	38	17440	48	18431	20	19370	30	20022	99	20399	83	30439	97	30475	99
11212	37	12380	38	17443	48	18453	19	19371	30	20023	99	20399	100	30442	84	30479	97
11214	37	12381	38	17475	28	18454	19	19373	30	20023	99	20406	100	30442	97	30479	99
11220	37	12388	38	17480	48	18455	19	19375	30	20025	99	20410	100	30443	97	30480	97
11225	37	12389	38	17482	48	18477	19	19376	30	20028	96	20414	100	30444	97	30480	99
11227	37	13250	37	17483	48	18478	19	19380	30	20029	96	30001	105	30445	84	30480	99
11229	37	13252	37	17484	48	18479	19	19395	30	20034	96	30002	105	30446	84	30480	99
11831	37	13253	37	17487	48	18505	10	19468	48	20035	96	30003	105	30447	84	30481	79
11836	37	13254	37	17488	48	18506	10	19470	48	20038	96	30004	105	30447	97	30481	84
11838	37	13256	37	17497	48	18507	20	19476	48	20039	96	30018	105	30447	99	30481	97
11840	37	13394	36	17501	48	18540	20	19477	48	20040	96	30019	105	30448	97	30481	99
11846	37	13605	35	18017	28	18541	20	19478	48	20040	99	30033	105	30448	99	30481	99
11849	37	13642	35	18036	30	18542	20	19479	48	20041	99	30034	105	30449	97	30481	99
11852	37	13662	35	18043	30	18543	20	19480	48	20042	99	30038	102	30449	99	30483	98
11855	37	13720	35	18046	30	18544	20	19481	48	20047	96	30052	106	30453	97	30484	98
11857	37	13797	35	18047	30	18700	21	19483	48	20052	96	30053	99	30460	79	30485	98
11859	37	13844	36	18048	30	18701	21	19484	48	20053	96	30054	99	30460	84	30486	98
11861	37	13873	36	18052	30	18720	21	19485	48	20053	99	30070	99	30460	97	30487	98
11878	37	13892	36	18055	30	18721	21	19489	48	20056	96	30113	102	30461	97	30488	98
11881	37	14983	45	18056	30	18850	19	19490	48	20057	96	30114	102	30462	79	30491	98
11884	37	14995	45	18057	30	18851	19	19494	48	20058	96	30312	102	30462	97	30492	98
11886	37	15000	45	18100	52	18854	19	19701	26	20090	96	30313	102	30463	79	30493	98
11888	37	15001	45	18101	52	18904	16	19702	26	20091	96	30314	102	30463	84	30494	98
11890	37	15002	45	18180	16	18906	16	19703	26	20095	96	30316	102	30463	97	30500	98
11906	37	15003	45	18182	16	18907	16	19704	26	20096	99	30317	102	30463	99	30501	98
11909	37	15004	45	18227	11	18978	30	19838	9	20197	100	30373	106	30464	97	30502	98
11911	37	15005	45	18228	11	19037	26	19841	9	20200	100	30375	92	30464	99	30503	98
11913	37	15006	45	18230	26	19100	30	19842	9	20201	100	30375	110	30465	79	30504	98
11925	37	15015	45	18231	26	19194	30	20000	96	20202	100	30392	106	30465	97	30505	98
11928	37	15025	45	18243	27	19200	30	20001	96	20203	100	30393	106	30465	99	30506	98
11931	37	15026	45	18244	26	19300	30	20002	96	20204	100	30394	106	30468	84	30507	98
11934	37	15027	45	18245	26	19339	30	20004	96	20205	100	30395	106	30468	97	30508	98
11936	37	15032	45	18248	27	19340	30	20005	96	20206	99	30396	106	30469	97	30509	98
11938	37	15033	45	18250	26	19341	30	20006	96	20330	96	30397	106	30470	97	30510	98
11940	37	15093	45	18272	26	19342	30	20006	99	20331	96	30398	106	30471	84	30511	98
11950	37	15099	45	18273	26	19343	30	20007	96	20334	96	30399	106	30471	97	30513	98
11956	37	15100	45	18316	9	19349	30	20008	96	20335	96	30408	106	30471	99	30516	98
11959	37	15101	45	18370	19	19350	30	20010	99	20340	96	30414	106	30472	97	30517	98

# Index By Item Code

Item Code	Page	Item Code	Page	Item Code	Page	Item Code	Page	Item Code	Page	Item Code	Page	Item Code	Page	Item Code	Page
30518	98	30620	98	31711	107	31757	108	32068	92	37096	90	37562	104	37668	103
30519	98	30621	98	31712	107	31758	108	32068	106	37100	90	37563	104	37669	103
30520	98	30622	98	31713	107	31759	108	32074	102	37102	90	37564	104	37864	104
30521	98	30624	98	31714	107	31760	108	32267	105	37103	90	37570	104	37865	104
30524	98	30625	98	31715	107	31761	108	32268	105	37118	90	37571	104	37866	104
30525	98	30806	83	31716	107	31762	108	32269	105	37122	90	37572	104	37867	104
30526	98	30808	83	31717	107	31763	108	32270	105	37124	90	37573	104	37868	104
30527	98	30818	83	31718	107	31764	108	32271	105	37125	90	37574	104	37869	104
30548	98	30821	83	31719	107	31765	108	32272	51	37147	104	37575	104	37870	104
30551	98	30823	83	31720	107	31766	108	32272	105	37148	104	37576	104	37871	104
30552	98	30867	42	31721	107	31767	108	32273	105	37149	104	37577	104	37872	104
30553	98	30867	52	31722	107	31768	108	32274	51	37150	104	37578	104	37873	104
30556	98	30867	79	31723	107	31769	108	32274	105	37156	104	37579	104	37884	103
30557	98	30882	110	31724	107	31770	108	32275	51	37158	104	37580	104	37885	103
30558	98	30888	97	31725	107	31771	108	32276	51	37160	90	37581	104	37886	103
30559	98	30889	97	31726	107	31772	108	32277	51	37162	90	37582	104	37887	103
30560	98	30909	83	31727	107	31773	108	32278	51	37164	90	37583	104	37888	103
30561	98	30913	83	31728	107	31774	108	32279	51	37165	90	37584	104	37889	103
30562	98	30914	83	31729	107	31775	108	32714	91	37172	103	37600	103	37890	103
30564	98	30915	83	31730	107	31776	108	37026	90	37173	103	37601	103	37891	103
30567	98	30916	83	31731	107	31777	108	37029	90	37174	103	37602	103	37892	103
30569	98	30917	83	31732	107	31778	108	37031	90	37175	103	37603	103	37893	103
30572	98	30918	83	31733	107	31779	108	37033	90	37176	103	37604	103	37894	103
30573	98	30919	83	31734	107	31780	108	37035	90	37177	103	37605	103	37895	103
30574	98	30933	84	31735	107	31781	108	37036	90	37179	90	37606	103	37896	103
30575	98	30933	92	31736	107	31782	108	37039	90	37179	102	37607	103	37897	103
30576	98	30933	97	31737	107	31783	108	37048	82	37186	91	37608	103	37898	103
30577	98	30933	110	31738	107	31784	108	37048	90	37187	91	37609	103	37899	103
30578	98	30950	83	31739	107	31785	108	37050	82	37188	91	37615	103	37900	103
30585	98	30951	83	31740	107	31786	108	37050	90	37189	91	37616	103	37901	103
30588	98	30952	83	31741	107	31787	108	37053	82	37192	91	37617	103	37902	103
30589	98	30953	83	31742	107	31788	108	37053	90	37208	91	37618	103	37903	103
30590	98	30954	83	31743	107	31789	108	37055	82	37210	91	37619	103	38108	90
30591	98	31075	97	31744	107	31790	108	37055	90	37211	91	37620	103	38154	91
30592	98	31075	110	31744	108	31791	108	37057	82	37213	91	37621	103	38352	90
30593	98	31700	107	31747	107	31797	108	37057	90	37216	91	37622	103	39278	91
30594	98	31701	107	31747	108	31800	108	37058	82	37217	91	37623	103	39279	91
30600	98	31702	107	31748	108	31801	108	37058	90	37218	91	37624	103	39294	91
30601	98	31703	107	31749	108	31978	97	37060	90	37420	104	37660	103	39296	91
30604	98	31704	107	31750	108	31978	110	37079	82	37422	104	37661	103	39728	90
30605	98	31705	107	31751	108	31980	97	37079	90	37424	104	37662	103	39740	82
30606	98	31706	107	31752	108	31980	110	37082	82	37426	104	37663	103	39740	90
30607	98	31707	107	31753	108	31996	92	37082	90	37428	104	37664	103	39817	82
30608	98	31708	107	31754	108	31996	106	37084	90	37430	104	37665	103	39817	90
30609	98	31709	107	31755	108	31999	92	37087	90	37560	104	37666	103	39988	82
30610	98	31710	107	31756	108	31999	106	37089	90	37561	104	37667	103	40000	82
														40003	82
														40005	82
														40007	82
														40008	82
														40010	82
														40037	82
														40038	82
														40040	82
														40047	82
														40049	82
														40050	82
														40051	82
														40052	82
														40054	82
														40135	90
														40138	82
														40167	82
														40169	82
														40198	90
														40199	90
														40315	86
														40316	86
														40317	86
														40318	86
														40319	86
														40320	86
														40329	88
														40348	86
														40389	88
														40390	88
														40392	88
														40393	88
														40394	88
														40398	88
														40399	88
														40416	88
														40424	86
														40455	86
														40468	86
														40469	86
														40479	86
														40482	93
														40483	93
														40484	93
														40485	93
														40487	93

# Index By Item Code

Item Code	Page	Item Code	Page	Item Code	Page	Item Code	Page	Item Code	Page	Item Code	Page	Item Code	Page	Item Code	Page	Item Code	Page
40488	93	40554	86	40994	92	41296	87	41739	88	42083	94	50179	41	50665	41	54476	40
40489	93	40555	86	40995	92	41298	87	41740	88	42085	93	50180	41	50666	41	54477	40
40493	93	40762	86	40996	92	41314	87	41741	88	42175	88	50181	41	50669	41	54478	40
40494	93	40771	92	40997	92	41315	87	41777	94	42522	94	50183	41	50670	41	54479	40
40495	93	40772	92	41031	92	41316	87	41834	94	43008	94	50188	43	50673	41	54480	40
40496	93	40775	92	41032	92	41319	87	41835	94	43022	93	50200	43	50674	41	54481	40
40497	93	40776	92	41033	92	41327	87	41836	94	43023	93	50201	42	53234	91	54482	40
40498	93	40782	92	41034	92	41351	87	41837	94	43024	93	50226	43	53235	91	54483	40
40499	93	40783	92	41035	92	41391	87	41846	89	43027	93	50227	43	53236	91	54484	40
40502	93	40784	92	41041	92	41394	87	41847	89	43029	93	50231	43	53237	91	54485	40
40503	93	40785	92	41042	92	41421	87	41848	89	43030	93	50238	43	53238	91	54486	40
40504	93	40831	88	41043	92	41423	87	41849	89	43031	93	50239	43	53255	91	54487	40
40508	86	40832	88	41044	92	41424	87	41850	89	43032	93	50240	43	53256	91	54488	40
40508	88	40857	89	41045	92	41425	87	41855	89	43033	93	50243	43	53257	91	54489	40
40509	86	40858	89	41046	92	41426	87	41856	89	43034	93	50244	43	53258	91	54490	40
40509	88	40859	89	41047	92	41427	87	41857	89	43035	93	50248	43	53259	91	54491	40
40510	86	40861	89	41048	92	41509	87	41858	89	43036	93	50249	42	54002	41	54492	40
40511	93	40862	89	41049	92	41510	87	41859	89	43038	93	50270	43	54003	41	54493	40
40517	86	40863	89	41050	92	41511	87	41880	89	43039	93	50272	43	54005	41	54494	40
40523	88	40864	89	41054	92	41512	87	41881	89	43040	93	50413	41	54006	41	54495	40
40527	86	40891	89	41055	92	41513	87	41882	89	43041	93	50414	41	54010	43	54496	40
40527	88	40892	89	41056	93	41542	88	41883	89	43042	93	50415	41	54030	42	54497	40
40528	86	40893	89	41057	93	41545	88	41884	89	43043	93	50416	41	54111	41	54498	40
40528	88	40897	89	41058	92	41546	88	41889	89	43044	93	50418	41	54112	41	54499	40
40529	88	40898	89	41067	87	41547	88	41890	89	43061	93	50419	41	54113	41	54500	40
40530	88	40899	89	41068	92	41581	87	41891	89	43062	93	50420	41	54114	41	54501	40
40531	88	40901	89	41069	93	41681	86	41892	89	50003	42	50421	41	54115	41	54502	40
40532	88	40908	93	41115	92	41682	86	41893	89	50003	52	50423	41	54116	41	54503	40
40533	88	40955	89	41116	92	41683	86	41943	94	50003	110	50426	41	54117	41	54504	40
40535	88	40956	89	41117	92	41684	86	41960	93	50004	22	50427	41	54118	41	54505	40
40538	88	40957	89	41118	92	41685	86	41961	93	50004	42	50428	41	54119	41	54506	40
40539	86	40959	89	41119	92	41686	86	41962	93	50004	52	50430	41	54120	41	54507	40
40540	86	40961	89	41190	86	41693	86	41963	93	50009	42	50431	41	54121	41	54508	40
40542	86	40969	89	41191	86	41695	86	41992	94	50015	43	50432	41	54148	41	54509	40
40542	88	40971	89	41200	86	41696	86	41998	94	50016	42	50433	41	54149	41	54510	40
40543	86	40978	89	41201	86	41697	86	41999	94	50016	43	50435	41	54150	41	54513	40
40543	88	40979	89	41276	87	41698	86	42000	94	50025	43	50439	41	54151	41	54514	40
40544	88	40980	89	41277	87	41699	86	42036	94	50053	42	50440	41	54152	41	54515	40
40545	88	40982	89	41278	87	41700	86	42037	94	50075	42	50441	41	54153	41	54516	40
40546	88	40983	89	41279	87	41707	86	42038	94	50077	42	50443	41	54154	41	54517	40
40547	88	40984	89	41285	87	41712	88	42039	94	50144	43	50444	41	54155	41	54518	40
40548	88	40985	89	41286	87	41714	88	42040	94	50146	43	50445	41	54156	41	54519	40
40550	86	40988	92	41290	87	41715	88	42041	94	50174	41	50446	41	54157	41	54520	40
40551	86	40990	92	41291	87	41716	88	42042	94	50175	41	50448	41	54158	41	54521	40
40552	86	40991	92	41292	87	41737	88	42043	94	50176	41	50661	41	54464	40	54522	40
40553	86	40993	92	41294	87	41738	88	42044	94	50178	41	50662	41	54473	40	54523	40

# Index By Item Code

Item Code	Page	Item Code	Page	Item Code	Page	Item Code	Page	Item Code	Page	Item Code	Page	Item Code	Page	Item Code	Page
54524	40	54599	40	55543	42	56028	62	56150	75	56241	76	56534	63	56555	71
54525	40	54601	40	55544	42	56029	62	56151	75	56242	76	56534	67	56556	63
54528	40	54602	40	55545	42	56030	62	56181	75	56243	76	56535	63	56557	63
54529	40	54603	40	55546	42	56031	62	56182	75	56244	76	56535	67	56558	63
54530	40	54604	40	55547	42	56032	62	56183	75	56245	76	56536	63	56558	67
54531	40	54605	40	55548	42	56033	62	56184	75	56246	76	56536	67	56559	63
54532	40	54606	40	55549	42	56034	62	56185	75	56247	76	56537	63	56559	67
54533	40	54607	40	55551	42	56035	62	56186	75	56248	76	56537	67	56560	63
54534	40	54608	40	55552	42	56100	75	56187	75	56249	76	56538	63	56560	67
54535	40	54609	40	55554	42	56101	75	56188	75	56250	76	56539	63	56561	63
54536	40	54610	40	55554	42	56102	75	56189	75	56251	76	56540	63	56561	67
54538	40	54611	40	55555	42	56103	75	56190	75	56252	76	56540	67	56562	63
54539	40	54612	40	55556	42	56104	75	56206	75	56253	76	56541	63	56562	67
54540	40	54613	40	55561	42	56105	75	56207	75	56254	76	56541	67	56563	63
54541	40	54614	40	55562	42	56106	75	56208	75	56255	76	56542	63	56563	67
54542	40	54615	40	55590	42	56107	75	56209	75	56256	76	56542	67	56564	63
54543	40	54616	40	55591	42	56108	75	56210	75	56500	63	56543	63	56564	67
54544	40	54617	40	55592	42	56109	75	56211	75	56501	63	56543	67	56565	63
54545	40	54618	40	56000	62	56110	75	56212	75	56502	63	56544	63	56566	63
54546	40	54619	40	56001	62	56111	75	56213	75	56503	63	56544	67	56567	63
54547	40	54620	40	56002	62	56112	75	56214	75	56504	63	56545	63	56568	63
54549	40	54621	40	56003	62	56113	75	56215	75	56505	63	56545	67	56568	67
54550	40	54622	40	56004	62	56114	75	56216	75	56506	63	56546	63	56585	62
54551	40	54624	40	56005	62	56115	75	56217	75	56507	63	56546	67	56586	62
54552	40	54626	42	56006	62	56116	75	56218	75	56508	63	56547	63	56587	62
54553	40	54627	42	56007	62	56117	75	56219	75	56509	63	56548	63	56588	62
54554	40	54628	42	56008	62	56118	75	56220	75	56510	63	56549	63	56600	76
54555	40	54629	42	56009	62	56119	75	56221	75	56511	63	56549	67	56601	76
54556	40	54631	42	56010	62	56120	75	56222	75	56519	63	56549	71	56602	76
54557	40	54633	41	56011	62	56121	75	56223	75	56520	63	56550	63	56603	76
54558	40	54634	42	56012	62	56122	75	56224	75	56521	63	56550	67	56604	76
54559	40	54635	42	56013	62	56123	75	56225	75	56522	63	56550	71	56606	76
54560	40	54646	40	56014	62	56128	75	56227	76	56523	63	56551	63	56607	76
54566	40	54647	40	56015	62	56129	75	56228	76	56524	63	56551	67	56608	76
54586	40	54659	40	56016	62	56130	75	56229	76	56525	63	56551	71	56609	76
54587	40	54670	40	56017	62	56131	75	56230	76	56526	63	56552	63	56611	76
54588	40	54671	40	56018	62	56132	75	56231	76	56527	63	56552	67	56612	76
54589	40	54682	40	56019	62	56133	75	56232	76	56528	63	56552	71	56613	76
54590	40	54683	40	56020	62	56134	75	56233	76	56529	63	56553	63	56614	76
54591	40	54695	40	56021	62	56135	75	56234	76	56530	63	56553	67	56618	76
54592	40	54707	40	56022	62	56140	75	56235	76	56531	63	56553	71	56619	76
54593	40	54715	40	56023	62	56141	75	56236	76	56531	67	56554	63	56620	76
54594	40	54765	40	56024	62	56142	75	56237	76	56532	63	56554	67	56621	76
54595	40	55478	40	56025	62	56143	75	56238	76	56532	67	56554	71	56622	76
54597	40	55541	42	56026	62	56148	75	56239	76	56533	63	56555	63	56628	76
54598	40	55542	42	56027	62	56149	75	56240	76	56533	67	56555	67	56629	76

# Index By Item Code

Item Code	Page	Item Code	Page	Item Code	Page	Item Code	Page	Item Code	Page	Item Code	Page	Item Code	Page	Item Code	Page	Item Code	Page
57147	71	70020	50	76986	109	99282	80	99542	79	99818	80	106304	70	106354	70	106422	66
57148	71	70023	50	77250	109	99283	80	99543	79	99832	80	106305	70	106355	70	106423	66
57151	71	70028	50	77251	109	99287	80	99544	79	99844	80	106306	70	106356	70	106424	66
57152	71	70030	50	77729	109	99288	80	99546	79	99855	80	106307	70	106357	70	106425	66
57173	71	70034	50	80011	47	99289	80	99547	79	99860	80	106308	70	106360	70	106426	66
57174	71	70045	50	80012	47	99290	80	99548	79	99861	80	106309	70	106361	70	106427	66
57177	71	70046	50	80013	47	99295	80	99551	79	99966	80	106310	70	106362	70	106428	66
57178	71	70047	50	80014	47	99296	80	99552	79	99967	80	106311	70	106363	70	106429	66
57180	72	70050	50	80015	47	99297	80	99553	79	99968	80	106312	70	106364	70	106430	66
57181	72	70051	50	80016	47	99301	80	99554	79	99969	80	106313	70	106365	70	106431	66
57182	72	70056	50	80017	47	99302	80	99555	79	99983	80	106314	70	106366	70	106432	66
57183	72	70057	50	80018	47	99303	80	99556	79	99984	80	106315	70	106367	70	106433	66
57184	72	70058	50	80019	47	99304	80	99560	79	99985	80	106316	70	106368	70	106434	66
57185	72	70060	50	80020	47	99500	78	99563	79	99987	80	106317	70	106369	70	106435	66
57186	72	70061	50	80021	47	99501	78	99565	78	99996	80	106320	70	106370	70	106436	66
57187	72	70064	50	80022	47	99502	78	99566	79	102099	102	106321	70	106371	70	106437	66
57188	72	70065	50	80023	47	99503	78	99569	79	102978	92	106322	70	106372	70	106438	66
57189	72	70066	50	80024	47	99504	78	99570	78	102978	106	106323	70	106373	70	106439	66
57190	72	70067	50	80025	47	99505	78	99571	78	102981	92	106324	70	106374	70	106440	66
57191	72	70110	50	80026	47	99506	78	99572	79	102981	106	106325	70	106375	70	106441	66
57192	72	70111	50	80027	47	99507	78	99573	79	103077	102	106326	70	106376	70	106442	66
57200	72	70112	50	80028	47	99508	78	99576	78	103078	102	106327	70	106377	70	106443	66
57201	72	70113	50	80038	48	99509	78	99577	78	103079	102	106328	70	106378	70	106444	66
57202	72	70114	50	80039	48	99510	78	99578	78	103080	102	106329	70	106379	70	106445	66
57203	72	70170	50	80040	48	99511	78	99579	78	103081	102	106330	70	106400	66	106446	66
57204	72	70171	50	80041	48	99512	78	99580	78	103082	102	106331	70	106401	66	106447	66
57205	72	70172	50	80042	48	99513	78	99581	78	103083	102	106332	70	106402	66	106448	66
57206	72	70174	50	80043	48	99514	78	99582	78	103328	67	106333	70	106403	66	106449	66
57207	72	70175	50	80044	48	99515	78	99583	78	103329	67	106334	70	106404	66	106450	66
57208	72	70176	50	80045	48	99516	78	99586	78	103330	67	106335	70	106405	66	106451	66
57209	72	70178	50	80075	47	99517	78	99589	78	103331	67	106336	70	106406	66	106452	66
57210	72	70179	50	80076	47	99518	78	99590	78	103332	67	106337	70	106407	66	106453	66
57211	72	76472	109	80078	48	99519	78	99591	78	103333	67	106340	70	106408	66	106454	66
57250	67	76473	109	80079	48	99520	78	99592	78	103334	67	106341	70	106409	66	106455	66
57250	72	76474	109	80090	48	99521	78	99593	78	103335	67	106342	70	106410	66	111297	102
57251	67	76476	109	80099	47	99522	78	99594	78	103336	67	106343	70	106411	66	50173	41
57251	72	76477	109	80100	47	99523	78	99597	78	103687	67	106344	70	106412	66	54537	40
57252	67	76478	109	80110	47	99525	78	99598	78	104674	67	106345	70	106413	66		
57252	72	76479	109	80111	47	99529	78	99599	78	106279	67	106346	70	106414	66		
57258	67	76481	109	80150	47	99531	78	99600	78	106279	72	106347	70	106415	66		
57258	72	76482	109	80201	47	99535	78	99601	78	106280	67	106348	70	106416	66		
61356	105	76979	109	80202	47	99536	78	99626	79	106280	72	106349	70	106417	66		
61357	105	76980	109	80203	47	99537	79	99627	79	106300	70	106350	70	106418	66		
61358	105	76983	109	80204	47	99538	79	99648	78	106301	70	106351	70	106419	66		
62382	99	76984	109	99280	80	99539	79	99690	79	106302	70	106352	70	106420	66		
70015	50	76985	109	99281	80	99541	79	99800	80	106303	70	106353	70	106421	66		





---

*Partners in Productivity*

10 Solent Circuit  
Norwest NSW 2153

**Phone: +612 8818 2000 Fax: +612 8824 6333**

**E-mail: [salesau@flexco.com](mailto:salesau@flexco.com)**

**[www.flexco.com](http://www.flexco.com)**