



# Product Handbook

EFFECTIVE JANUARY 1, 2024

BCPPHB17

## Belt Conveyor Products



2525 Wisconsin Avenue, Downers Grove, Illinois 60515

Phone: 1-630-971-0150 Fax: 1-630-971-1180

Customer Service: 1-800-541-8028

[www.flexco.com](http://www.flexco.com)

Patents: [www.flexco.com/patents](http://www.flexco.com/patents)

Pages 2–3 intentionally omitted.





# Table of Contents

## Belt Cleaners

<b>Belt Cleaner Information and Selection Guide</b> .....	<b>6</b>
---	----------

### Precleaners

EZP1 Standard, Twist Tensioner and Hi-Temp Precleaners; ConShear™ Replacement Blades.....	11
EZP-LS Limited Space Precleaner.....	25
MSP Standard Mine-Duty Precleaner & ConShear™ Replacement Blades.....	34
MMP Medium Mine-Duty Precleaner & TuffShear™ Replacement Blades.....	41
MHP Heavy Mine-Duty Precleaner & MegaShear™ Replacement Blades.....	55
MHCP Heavy-Duty Cartridge Precleaner & SuperShear™ Replacement Blades.....	69
MXP Extreme-Duty Precleaner & UltraShear™ Replacement Blades.....	74
H-Type® Precleaners.....	78

### Secondary Cleaners

EZS2 Secondary Cleaners.....	89
Y-Type™ Secondary Cleaners.....	93
P-Type® & P-Type LS (Limited Space) Secondary Cleaners.....	101
R-Type® Reversing Secondary Cleaners.....	105
FMS Secondary Cleaner.....	108
MHS HD Secondary Cleaners.....	113
P-Type® Secondary Cleaners with Enhanced Service Advantage™ Cartridge.....	123
R-Type® Secondary Cleaners with Enhanced Service Advantage™ Cartridge.....	127
MHS HD Secondary Cleaners with Enhanced Service Advantage™ Cartridge.....	131
U-Type® Secondary Cleaners.....	135
MDWS DryWipe Secondary Cleaner.....	138
Motorized Brush Cleaner.....	142
Belt-Driven Brush Cleaner.....	145
CFC Secondary Cleaner.....	148
Chevron Belt Cleaner.....	149
Continuous Blade Secondary Cleaner.....	150

### Optional Mounting Kits and Accessories

Optional Mounting Kits.....	157
Spring Tensioner Accessories.....	158

### Belt Cleaner Accessories

Inspection Door.....	159
Spray Pole Systems.....	161
Stabilizing Roller Bracket Kits.....	164
Live-Shaft Hold-down Rollers.....	165
Optional Installation Tools.....	166
Legacy Belt Cleaner Parts – H-Type® and I-Type™.....	167

## Replacement Blades for Other OEM Cleaners

<b>ConShear™ Replacement Blades for Other OEM Cleaners</b> .....	<b>169</b>
--	------------

Martin® QC® #1, Pit Viper®, QB® #1.....	171
Arch/Gordon Saber®.....	175
Superior Exterra®.....	177
ASGCO®.....	178
Argonics™.....	179
Stephens-Adamson Metso/Trellex.....	180
Martin® Durt Hawg®.....	181
Martin® Durt Tracker®.....	182

# Table of Contents

## Belt Plows

V-Plows and Diagonal Plows .....	184
----------------------------------	-----

## Slider and Impact Beds

<b>Belt Support Systems</b> .....	<b>191</b>
-----------------------------------	------------

Belt Support Bar .....	191
------------------------	-----

<b>Flexco Slider/Impact Beds</b> .....	<b>192</b>
--	------------

EZSB-C & EZSB-I Slider Beds; EZIB-L & EZIB-M Impact Beds; Modular Impact Beds; Adjustable Idler Sets .....	193
--	-----

<b>DRX® Impact Beds</b> .....	<b>211</b>
-------------------------------	------------

DRX200, DRX750 and DRX1500 Impact Beds; DRX3000 Dynamic Bed, DRX4500 Dynamic Bed .....	212
--	-----

Optional Parts and Tools .....	222
--------------------------------	-----

## Belt Positioners and Trainers

Belt Positioner™, PTEZ™, PT Smart™, and PT Max™ .....	223
---	-----

## Skirting Systems

Enclosed Skirting; Urethane Skirting; Skirt Clamps – RMC1, Flex-Lok™ and FlexSeal™; Skirt Wear Liner Kits .....	241
---	-----

## Belt Maintenance Tools

Flex-Lifter™, Flexco Belt Cutters, and Far-Pul™ HD® Belt Clamps .....	253
---	-----

## Pulley Lagging

Flex-Lag® Rubber, Full Ceramic, Medium Ceramic, Adhesives, Weld-on™ Rubber, Weld-on™ Ceramic .....	261
--	-----

<b>Index</b> .....	<b>267</b>
--------------------	------------



# Belt Cleaner Information and Selection Guide

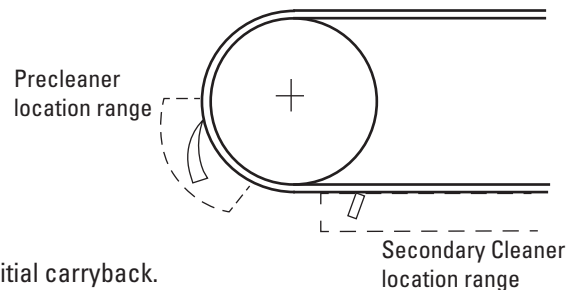
## Why Are Belt Cleaners Needed?

- **Saves Money**
  - Increases belt wear life.
  - Extends life of rollers, pulleys and splices.
  - High cost of accidents.
- **Reduces Maintenance Costs**
  - Minimizes manual cleanup.
  - Protects against belt mistracking.
  - Reduces conveyor component replacement costs.
  - Reducing carryback from 3% to 1% means a 67% reduction in maintenance costs.
- **Keeps Conveyors Running Efficiently and Consistently**
  - Reduces unscheduled downtime.
  - Increases production uptime.
- **Improves Safety**
  - Reduces housekeeping problems.
  - 42% of conveyor-related accidents happen while maintenance tasks are being done.



## Types of Belt Cleaners

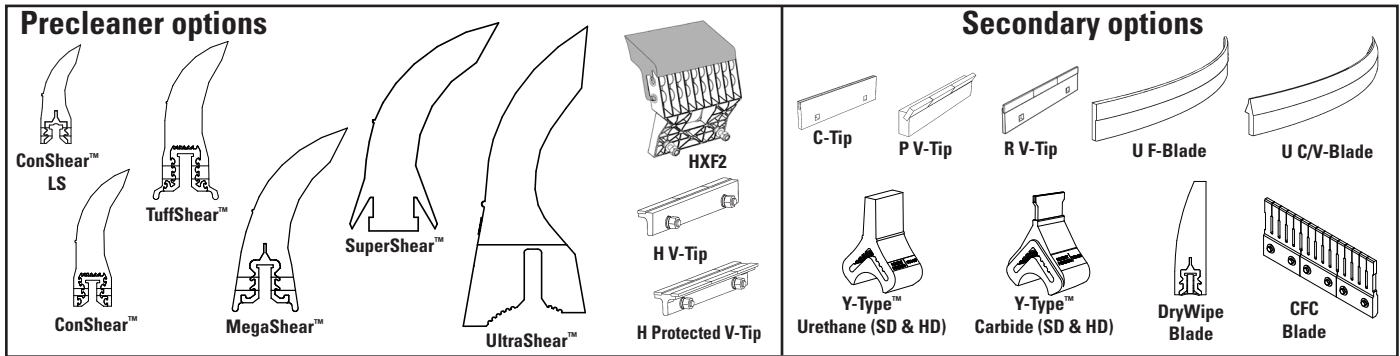
- **Precleaners**
  - Mounted on the head pulley.
  - Mounted below the material flow.
  - Blade is always narrower than the belt width.
  - Ideally, the blade covers just the belt's material path.
  - Removes the big stuff. Typically cleans off up to 80% of the initial carryback.
- **Secondary Cleaners**
  - Located just past where the belt leaves the head pulley and anywhere down the beltline.
  - Special secondaries may allow for mounting under the head pulley.
  - Blade width is always the belt width or wider.
  - Removes sticky fines – the final cleaning job.
  - Cleaning efficiencies can be 90% +.
  - May require a hold-down roller for maximum performance.
- **Specialty Cleaners**
  - Precleaners or Secondaries designed especially for specific or extreme applications.



## Definition of Terms

- **Carryback** – Material that sticks to the belt after it leaves the transfer point and continues falling off along the conveyor's return side.
- **Material Path** – The section of the belt where most of the material is conveyed. Typically the center 2/3 of the belt.
- **Hold-Down Roller** – A stabilizing roller or pressure roller located on top of the return side of the belt to prevent belt flap or to provide a consistent flat surface for the blades on a lighter-tensioned belt.

# Types of Cleaner Blades




F-Tip/Blade - for mechanically fastened belts    V-Tip/Blade - for vulcanized belts only    C-Tip/Blade - for both

## Polyurethane Blades

Not all polyurethanes are the same. Flexco's polyurethane blades are specially formulated for abrasion resistance and long wear. Independent testing has shown that Flexco's polyurethane blades last as much as 30% longer than other OEM blades.

- Easy on the belt.
- Work well with mechanical splices.
- Economical.
- Specialty formulations for high heat, chemical resistance, or water removal.

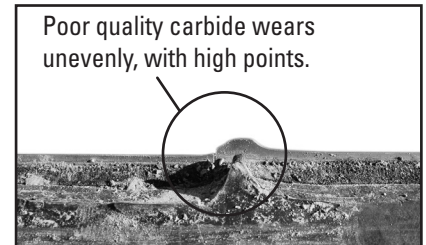


Less advanced polyurethane formulations result in blades that experience quicker wear and provide less efficient cleaning.

## Tungsten Carbide

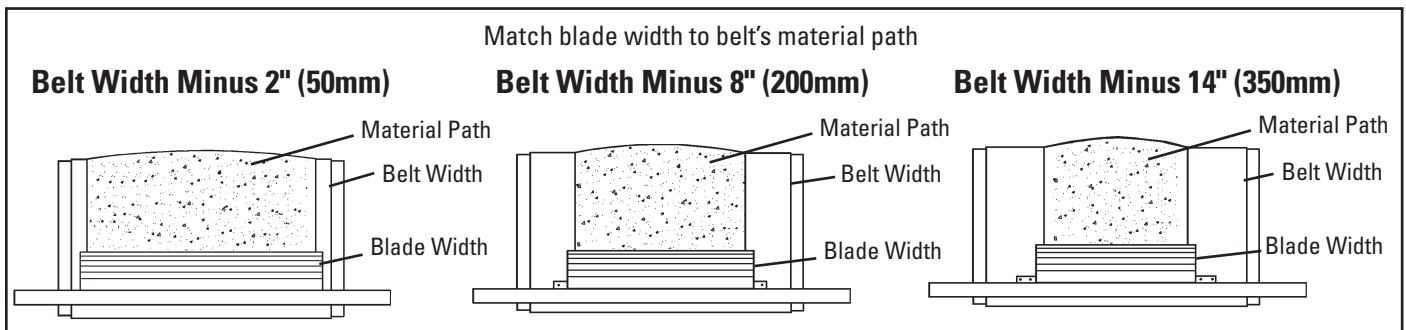
Excellent for superior cleaning efficiency and long wear. The quality and application of carbides can vary. Flexco has invested years of research and testing to develop tungsten carbide tips for both vulcanized and mechanically fastened belts. And a quality process ensures consistent results.

- Superior cleaning.
- Long wear.
- C-Tips/blades for mechanical splices and V-Tips/blades for vulcanized belts.

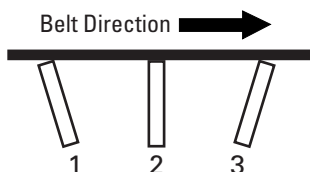


## The "Material Path" Option (for Precleaners)

For optimal cleaning and reduced blade retensioning, the cleaner blade width should be sized to fit the material path of the belt. The material path is typically the center 2/3 of the belt width. Choosing a blade only slightly wider than the material path can decrease differential blade wear which reduces blade retensioning maintenance, as well as reducing the frequency of blade replacement.



## Blade Angle (Secondary Cleaners)



- 1. Aggressive** – excellent cleanability, high risk for belt damage.
- 2. 90° to belt** – good cleaning efficiency; must have good blade relief for splices.
- 3. Wiping** – a little less cleaning power; safer on belts in poor condition or with poor mechanical splices.

# Belt Cleaning Systems

Many applications will require more than one belt cleaner to do a satisfactory cleaning job. A typical system includes a precleaner (to knock off the initial flow of carryback), one or more secondary cleaners (to take off the sticky fines) and many times, a final specialty cleaner (to remove the water).

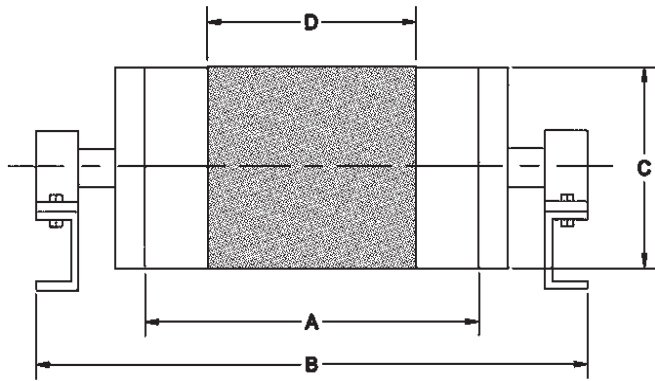
## Keys to Good Belt Cleaning

- Proper cleaner selection for the application
- Correct installation
- Regular service maintenance

## Spec'ing and Ordering Belt Cleaners

### Information needed:

- Belt width
- Conveyor frame (structure) width
- Head pulley diameter
- For precleaners – what is the belt's material path
- Material conveyed (dry, wet, sticky, etc.)
- Type of belt splice:
  - Mechanical – skived or unskived
  - Vulcanized
- Temperature or other extreme environmental factors
- Does the belt reverse





# Precleaner Selection Guide

## PRECLEANER SPECIFICATION CHART







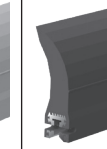
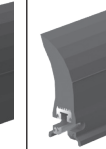

Application Description	EZP-LS	EZP1	MSP	MMP	MHP	MHCP	MXP
Belt Width*	12–60" (300–1500mm)	12–72" (300–1800mm)	24–84" (600–2100mm)	24–96" (600–2400mm)	24–96" (600–2400mm)	24–96" (600–2400mm)	42–120" (1050–3000mm)
Belt Speed	500 fpm (2.5 M/sec)	700 fpm (3.5 M/sec)	700 fpm (3.5 M/sec)	1000 fpm (5 M/sec)	1500 fpm (7.5 M/sec)	1200 fpm (6 M/sec)	2000 fpm (10 M/sec)
Head Pulley Diameter	6–22" (150–550mm)	10–36" (250–900mm)	16–42" (400–1050mm)	16–48" (400–1200mm)	20–84" (500–2100mm)	20–84" (500–2100mm)	48–96" (1200–2400mm)
Reversing Belts	Yes	Yes	Yes	Yes	Yes	Yes	Yes
Mechanical Fasteners	Yes	Yes	Yes	Yes	Yes	Yes	Yes

## PRECLEANER SPECIFICATION CHART

Application Description	H-Type® (XF2- & XF-Tips)	H-Type® (V-Tips)	High Temp (V-Tips)	HV2 (V-Tips)
Belt Width*	18–72" (450–1800mm)	18–72" (450–1800mm)	18–48" (450–1200mm)	18–72" (450–1800mm)
Belt Speed	1000 fpm (5 M/sec)	1500 fpm (7.5 M/sec)	1000 fpm (5 M/sec)	1500 fpm (7.5 M/sec)
Head Pulley Diameter	10–47" (250–1175mm)	10–67" (250–1675mm)	8–35" (200–875mm)	10–67" (250–1675mm)
Reversing Belts	Yes	Yes	Yes	Yes
Mechanical Fasteners	Yes	No	No	No




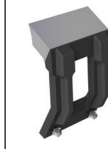
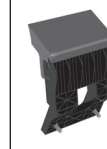




\*Special sizes available upon request.

## PRECLEANER BLADE SPECIFICATIONS

									
Blade Type	ConShear™ LS	ConShear™ Standard	ConShear™ LS (White) (Chemical Resistant/ Food Grade) ‡	ConShear™ (White) (Chemical Resistant/ Food Grade) ‡	ConShear™ LS High-Temp (Yellow)	ConShear™ High-Temp (Yellow)	ConShear Ultra High-Temp (Red)	TuffShear™	TuffShear™ High-Temp (Yellow)
Belt Speed	500 fpm (2.5 M/sec)	700 fpm (3.5 M/sec)	500 fpm (2.5 M/sec)	700 fpm (3.5 M/sec)	500 fpm (2.5 M/sec)	700 fpm (3.5 M/sec)	700 fpm (3.5 M/sec)	1000 fpm (5 M/sec)	1000 fpm (5 M/sec)
Temperature Range	-30–180°F (-35–82°C)	-30–180°F (-35–82°C)	-30–180°F (-35–82°C)	-30–180°F (-35–82°C)	up to 275°F (135°C) with spikes to 325°F (163°C)	up to 275°F (135°C) with spikes to 325°F (163°C)	up to 400°F (200°C) with spikes to 450°F (232°C)	-30–180°F (-35–82°C)	up to 275°F (135°C) with spikes to 325°F (163°C)
Polyurethane	Yes	Yes	Yes	Yes	Yes	Yes	Yes	Yes	Yes
Durometer	83	83	83	83	93	93	90	83	93
Tungsten Carbide	No	No	No	No	No	No	No	No	No
Mechanical Fasteners	Yes	Yes	Yes	Yes	Yes	Yes	Yes	Yes	Yes

‡ All ingredients used in the polyurethane formulation of this blade comply with the relevant requirements of 21 CFR (FDA Code of Federal Regulations) for use in repeated bulk dry food applications

## PRECLEANER BLADE SPECIFICATIONS

									
Blade Type	MegaShear™	SuperShear™	UltraShear™	HXF	HXF2	H V-Tip	H Protected V-Tip	HV2 Tip	Protected HV2 Tip
Belt Speed	1500 fpm (7.5 M/sec)	1200 fpm (6 M/sec)	2000 fpm (10 M/sec)	700 fpm (3.5 M/sec)	700 fpm (3.5 M/sec)	1000 fpm (5 M/sec)	1000 fpm (5 M/sec)	1500 fpm (7.5 M/sec)	1500 fpm (7.5 M/sec)
Temperature Range	-30–180°F (-35–82°C)	-30–180°F (-35–82°C)	-30–275°F (-35–135°C)	-30–180°F (-35–82°C)	-30–180°F (-35–82°C)	-30–400°F (-35–205°C)	-30–400°F (-35–205°C)	-30–400°F (-35–205°C)	-30–400°F (-35–205°C)
Polyurethane	Yes	Yes	Yes	Yes	Yes	No	No	No	No
Durometer	83	93	93	84	83	N/A	N/A	N/A	N/A
Tungsten Carbide	No	No	No	No	No	Yes	Yes	Yes	Yes
Mechanical Fasteners	Yes	Yes	Yes	Yes	Yes	No	No	No	No

# Secondary Cleaner Selection Guide

## SECONDARY CLEANER SPECIFICATION CHART

Application Description	Y-Type SD Polyurethane	Y-Type SD Carbide	Y-Type HD Polyurethane	Y-Type HD Carbide	EZS2	EZS2 High Temp	FMS (C-Tip)	FMS (V-Tip)
<b>Belt Width*</b>	18–48" (450–1200mm)	18–48" (450–1200mm)	36–72" (900–1800mm)	36–72" (900–1800mm)	18–72" (450–1800mm)	18–72" (450–1800mm)	18–84" (450–2100mm)	18–84" (450–2100mm)
<b>Belt Speed</b>	600 fpm (3 M/sec)	600 fpm (3 M/sec)	750 fpm (3.8 M/sec)	750 fpm (3.8 M/sec)	700 fpm (3.5 M/sec)	700 fpm (3.5 M/sec)	1200 fpm (6 M/sec)	1200 fpm (6 M/sec)
<b>Reversing Belts</b>	Yes	Yes	Yes	Yes	No	No	No	No
<b>Mechanical Fasteners</b>	Yes	Yes	Yes	Yes	Yes	Yes	Yes	No

## SECONDARY CLEANER SPECIFICATION CHART (cont.)








Application Description	MHS (C-Tip)	MHS (V-Tip)	MDWS	P-Type® (C-Tip)	P-Type® (V-Tip)	U-Type® (F-Blade)	U-Type® (C-Blade)	U-Type® (V-Blade)
<b>Belt Width*</b>	18–96" (450–2400mm)	18–96" (450–2400mm)	18–72" (450–1800mm)	18–72" (450–1800mm)	18–72" (450–1800mm)	18–84" (450–2100mm)	18–84" (450–2100mm)	18–84" (450–2100mm)
<b>Belt Speed</b>	1200 fpm (6 M/sec)	1500 fpm (7.5 M/sec)	1600 fpm (6 M/sec)	1000 fpm (5 M/sec)	1200 fpm (6 M/sec)	1000 fpm (5 M/sec)	1300 fpm (6.6 M/sec)	1300 fpm (6.6 M/sec)
<b>Reversing Belts</b>	Yes	Yes	Yes	No	No	No	No	No
<b>Mechanical Fasteners</b>	Yes	No	Yes	Yes	No	Yes	Yes	No

## SECONDARY CLEANER SPECIFICATION CHART (cont.)







Application Description	R-Type® (C-Tip)	R-Type® (V-Tip)	Chevron	Brush Cleaner	CFC
<b>Belt Width*</b>	18–72" (450–1800mm)	18–72" (450–1800mm)	18–84" (450–2100mm)	18–84" (450–2100mm)	24–63" (600–1600mm)
<b>Belt Speed</b>	1000 fpm (5 M/sec)	1000 fpm (5 M/sec)	500 fpm (2.5 M/sec)	700 fpm (3.5 M/sec)	500 fpm (2.5 M/sec)
<b>Reversing Belts</b>	Yes	Yes	Yes	No	Yes
<b>Mechanical Fasteners</b>	Yes	No	Yes	Yes	Yes

\*Special sizes available upon request.

## SECONDARY CLEANER BLADE SPECIFICATIONS

							
Blade Type	C-Tip	P V-Tip	R V-Tip	Y-Type Polyurethane (Purple)	Y-Type Polyurethane (White)	Y-Type Carbide	DryWipe Blade
<b>Temperature Range</b>	-30–400°F (-35–205°C)	-30–400°F (-35–205°C)	-30–400°F (-35–205°C)	-30–180°F (-35–82°C)	-30–180°F (-35–82°C)	-30–180°F (-35–82°C)	-30–180°F (-35–82°C)
<b>Polyurethane</b>	No	No	No	Yes	Yes	No	Yes
<b>Durometer</b>	N/A	N/A	N/A	86A	83A	N/A	59
<b>Tungsten Carbide</b>	Yes	Yes	Yes	No	No	Yes	No
<b>Mechanical Fasteners</b>	Yes	No	No	Yes	Yes	Yes	Yes

## SECONDARY CLEANER BLADE SPECIFICATIONS

						
Blade Type	U F-Blade	U C-Blade	U V-Blade	Chevron	Brush Cleaner	CFC
<b>Temperature Range</b>	-30–180°F (-35–82°C)	-30–180°F (-35–82°C)	-30–180°F (-35–82°C)	-30–180°F (-35–82°C)	-20–180°F (-30–82°C)	-30–180°F (-35–82°C)
<b>Polyurethane</b>	Yes	Rubber	Rubber	Rubber	Poly-propylene	Yes
<b>Durometer</b>	90	84	83	N/A	N/A	80A
<b>Tungsten Carbide</b>	No	Yes	Yes	No	No	No
<b>Mechanical Fasteners</b>	Yes	Yes	No	Yes	Yes	Yes

# Product Ordering Information

## EZP1 Standard Duty Precleaner

### Belt Width Minus 2" (50mm)

BELT WIDTH		BLADE WIDTH		ORDERING NUMBER	ITEM CODE	WT. LBS.
in.	mm	in.	mm			
12	300	10	250	EZP1-212	75610	49.4
18	450	16	400	EZP1-218	75611	55.3
24	600	22	550	EZP1-224	75612	61.2
30	750	28	700	EZP1-230	75613	67.1
36	900	34	850	EZP1-236	75614	73.0
42	1050	40	1000	EZP1-242	75615	78.9
48	1200	46	1150	EZP1-248	75616	84.8
54	1350	52	1300	EZP1-254	75617	90.7
60	1500	58	1450	EZP1-260	75618	96.6
72	1800	70	1750	EZP1-272	75771	102.5

Lead time: 1 working day



### Belt Width Minus 8" (200mm)

BELT WIDTH		BLADE WIDTH		ORDERING NUMBER	ITEM CODE	WT. LBS.
in.	mm	in.	mm			
12	300	–	–	N/A	N/A	–
18	450	10	250	EZP1-818	75779	51.3
24	600	16	400	EZP1-824	75780	57.2
30	750	22	550	EZP1-830	75781	63.1
36	900	28	700	EZP1-836	75782	69.0
42	1050	34	850	EZP1-842	75783	74.9
48	1200	40	1000	EZP1-848	75784	80.8
54	1350	46	1150	EZP1-854	75785	86.7
60	1500	52	1300	EZP1-860	75786	92.6
72	1800	64	1600	EZP1-872	75774	98.5

Lead time: 1 working day

### Product Notes:

- For optimal cleaning and reduced blade retensioning maintenance, the cleaner blade width should be sized to fit the material path of the belt. The material path is typically 2/3 of the belt width. In most cases a blade size of belt width minus 8" (200mm) may be the best selection.
- Each cleaner can be retrofitted with three replacement blade sizes (belt width minus 2" (50mm), minus 8" (200mm), or minus 14" (350mm)).
- Comes complete with universal mounting plates and tensioner.
- Visual tension check. No guesswork on blade tensioning. Simply measure the spring, check label on tensioner and turn adjusting nut to restore optimal tension.
- Works with mechanical splices. Polyurethane blade glides over splices.
- Compatible with reversing belts.
- For replacement parts see the EZP1 Parts List on p. 19.
- For applications requiring longer pole lengths, go to the minus 8" (200mm) chart and select the cleaner one belt width size larger. This will provide a pole 6" (150mm) longer and a blade size of belt width minus 2" (50mm).



# Product Ordering Information

## EZP1T Twist Tensioner Precleaner

### Belt Width Minus 2" (50mm)

BELT WIDTH		BLADE WIDTH		ORDERING NUMBER	ITEM CODE	WT. LBS.
in.	mm	in.	mm			
12	300	10	250	EZP1T-212	78488	38.5
18	450	16	400	EZP1T-218	78489	44.5
24	600	22	550	EZP1T-224	78490	50.5
30	750	28	700	EZP1T-230	78491	56.5
36	900	34	850	EZP1T-236	78492	62.5
42	1050	40	1000	EZP1T-242	78493	68.4
48	1200	46	1150	EZP1T-248	78494	74.4
54	1350	52	1300	EZP1T-254	78495	83.7
60	1500	58	1450	EZP1T-260	78496	92.0
72	1800	70	1750	EZP1T-272	78497	101.6

Lead time: 1 working day



### Belt Width Minus 8" (200mm)

BELT WIDTH		BLADE WIDTH		ORDERING NUMBER	ITEM CODE	WT. LBS.
in.	mm	in.	mm			
12	300	—	—	N/A	N/A	—
18	450	10	250	EZP1T-818	78498	41.8
24	600	16	400	EZP1T-824	78499	47.8
30	750	22	550	EZP1T-830	78500	53.8
36	900	28	700	EZP1T-836	78501	59.8
42	1050	34	850	EZP1T-842	78502	65.8
48	1200	40	1000	EZP1T-848	78503	71.7
54	1350	46	1150	EZP1T-854	78504	78.5
60	1500	52	1300	EZP1T-860	78505	87.0
72	1800	64	1600	EZP1T-872	78506	98.9

Lead time: 1 working day

### Product Notes:

- For optimal cleaning and reduced blade retensioning maintenance, the cleaner blade width should be sized to fit the material path of the belt. The material path is typically 2/3 of the belt width. In most cases a blade size of belt width minus 8" (200mm) may be the best selection.
- Each cleaner can be retrofitted with three replacement blade sizes (belt width minus 2" (50mm), minus 8" (200mm), or minus 14" (350mm)).
- Comes complete with universal mounting plates and tensioner.
- Visual tension check. No guesswork on blade tensioning. Simply measure the spring, check label on tensioner and turn adjusting nut to restore optimal tension.
- Works with mechanical splices. Polyurethane blade glides over splices.
- Compatible with reversing belts.
- For replacement parts see the EZP1T Parts List on p. 20.
- For applications requiring longer pole lengths, go to the minus 8" (200mm) chart and select the cleaner one belt width size larger. This will provide a pole 6" (150mm) longer and a blade size of belt width minus 2" (50mm).

# Product Ordering Information

## EZP1 High Temperature Precleaner

### Belt Width Minus 2" (50mm) - Yellow Blade

BELT WIDTH		BLADE WIDTH		ORDERING NUMBER	ITEM CODE	WT. LBS.
in.	mm	in.	mm			
12	300	10	250	HTF212	76658	49.4
18	450	16	400	HTF218	76659	55.3
24	600	22	550	HTF224	76660	61.2
30	750	28	700	HTF230	76661	67.1
36	900	34	850	HTF236	76662	73.0
42	1050	40	1000	HTF242	76663	78.9
48	1200	46	1150	HTF248	76664	84.8
54	1350	52	1300	HTF254	76665	90.7
60	1500	58	1450	HTF260	76666	96.6
72	1800	70	1750	HTF272	76667	102.5

Pole Diameter – 2-3/8" (60mm)

Lead time: 1 working day



### Product Notes:

- The High-Temp ConShear Precleaner works in temperatures up to 275°F (135°C) with spikes to 325°F (164°C).
- Comes complete with universal mounting plates and tensioner.
- Visual tension check. No guesswork on blade tensioning. Simply measure the spring, check label on tensioner and turn adjusting nut to restore optimal tension.
- Works with mechanical splices. Polyurethane blade glides over splices.
- For replacement parts see the EZP1 Parts List on p. 19.
- Compatible with reversing belts.


# Product Ordering Information

## EZP1 Ultra High Temperature Precleaner

### Belt Width Minus 2" (50mm) - Red Blade

BELT WIDTH		BLADE WIDTH		ORDERING NUMBER	ITEM CODE	WT. LBS.
in.	mm	in.	mm			
12	300	10	250	EZP1-UHT212	91226	49.4
18	450	16	400	EZP1-UHT218	91227	55.3
24	600	22	550	EZP1-UHT224	91228	61.2
30	750	28	700	EZP1-UHT230	91229	67.1
36	900	34	850	EZP1-UHT236	91230	73.0
42	1050	40	1000	EZP1-UHT242	91231	78.9
48	1200	46	1150	EZP1-UHT248	91232	84.8
54	1350	52	1300	EZP1-UHT254	91233	90.7
60	1500	58	1450	EZP1-UHT260	91234	96.6
72	1800	70	1750	EZP1-UHT272	91235	102.5

Lead time: 1 working day



### Belt Width Minus 8" (200mm) - Red Blade

BELT WIDTH		BLADE WIDTH		ORDERING NUMBER	ITEM CODE	WT. LBS.
in.	mm	in.	mm			
18	450	10	250	EZP1-UHT818	91236	51.3
24	600	16	400	EZP1-UHT824	91237	57.2
30	750	22	550	EZP1-UHT830	91238	63.1
36	900	28	700	EZP1-UHT836	91239	69.0
42	1050	34	850	EZP1-UHT842	91240	74.9
48	1200	40	1000	EZP1-UHT848	91241	80.8
54	1350	46	1150	EZP1-UHT854	91242	86.7
60	1500	52	1300	EZP1-UHT860	91243	92.6
72	1800	64	1600	EZP1-UHT872	91244	98.5

Lead time: 1 working day

### Belt Width Minus 14" (350mm) - Red Blade

BELT WIDTH		BLADE WIDTH		ORDERING NUMBER	ITEM CODE	WT. LBS.
in.	mm	in.	mm			
24	600	10	250	EZP1-UHT1424	91245	53.2
30	750	16	400	EZP1-UHT1430	91246	59.1
36	900	22	550	EZP1-UHT1436	91247	65.0
42	1050	28	700	EZP1-UHT1442	91248	70.9
48	1200	34	850	EZP1-UHT1448	91249	76.8
54	1350	40	1000	EZP1-UHT1454	91250	82.7
60	1500	46	1150	EZP1-UHT1460	91251	88.6
72	1800	58	1450	EZP1-UHT1472	91252	94.5

Lead time: 1 working day

### Product Notes:

- For optimal cleaning and reduced blade retensioning maintenance, the cleaner blade width should be sized to fit the material path of the belt. The material path is typically 2/3 of the belt width. In most cases a blade size of belt width minus 8" (200mm) may be the best selection.
- Each cleaner can be retrofitted with three replacement blade sizes (belt width minus 2" (50mm), minus 8" (200mm), or minus 14" (350mm)).
- Comes complete with universal mounting plates and tensioner.
- Visual tension check. No guesswork on blade tensioning. Simply measure the spring, check label on tensioner and turn adjusting nut to restore optimal tension.
- Works with mechanical splices. Polyurethane blade glides over splices.
- Compatible with reversing belts.



# Product Ordering Information

## EZP1 Food Grade Precleaner

### Belt Width Minus 2" (50mm) - White Blade

BELT WIDTH		BLADE WIDTH		ORDERING NUMBER	ITEM CODE	WT. LBS.
in.	mm	in.	mm			
12	300	10	250	EZP1-212W	78934	49.4
18	450	16	400	EZP1-218W	78935	55.3
24	600	22	550	EZP1-224W	78936	61.2
30	750	28	700	EZP1-230W	78937	67.1
36	900	34	850	EZP1-236W	78938	73.0
42	1050	40	1000	EZP1-242W	78939	78.9
48	1200	46	1150	EZP1-248W	78940	84.8
54	1350	52	1300	EZP1-254W	78941	90.7
60	1500	58	1450	EZP1-260W	78942	96.6

Lead time: 1 working day



### Product Notes:

- All ingredients used in polyurethane formulation comply with the relevant requirements of 21 CFR (FDA Code of Federal Regulations) for use in repeated bulk dry food applications.
- Comes complete with universal mounting plates and tensioner.
- Visual tension check. No guesswork on blade tensioning. Simply measure the spring, check label on tensioner and turn adjusting nut to restore optimal tension.
- Works with mechanical splices. Polyurethane blade glides over splices.
- For replacement parts see the EZP1 Parts List on p. 19.
- Compatible with reversing belts.

# ConShear™ Replacement Blades

**EZP1**  
*Precleaners*

## Standard ConShear™ Blades

BLADE WIDTH		ORDERING NUMBER	ITEM CODE	WT. LBS.
in.	mm			
10	250	CRB10	75628	4.6
16	400	CRB16	75629	7.3
22	550	CRB22	75630	10.1
28	700	CRB28	75631	12.8
34	850	CRB34	75632	15.5
40	1000	CRB40	75633	18.3
46	1150	CRB46	75634	21.0
52	1300	CRB52	75635	23.8
58	1450	CRB58	75636	26.5
64	1600	CRB64	75775	29.2
70	1750	CRB70	75773	32.0
76	1900	CRB76	76940	34.7
82	2050	CRB82	76941	37.5

Other blade sizes available upon request.  
Lead time: 1 working day

## High-Temp ConShear™ Blades - Yellow

BLADE WIDTH		ORDERING NUMBER	ITEM CODE	WT. LBS.
in.	mm			
10	250	CRB-HT10	76593	4.8
16	400	CRB-HT16	76594	7.6
22	550	CRB-HT22	76595	10.4
28	700	CRB-HT28	76596	13.2
34	850	CRB-HT34	76597	16.2
40	1000	CRB-HT40	76598	19.1
46	1150	CRB-HT46	76599	21.9
52	1300	CRB-HT52	76600	24.8
58	1450	CRB-HT58	76601	27.6
64	1600	CRB-HT64	76602	30.5
70	1750	CRB-HT70	76603	33.4

Lead time: 1 working day

## Chemical Resistant/Food Grade ConShear™ Blades - White ‡

BLADE WIDTH		ORDERING NUMBER	ITEM CODE	WT. LBS.
in.	mm			
10	250	CRB-W10	78471	4.8
16	400	CRB-W16	78472	7.6
22	550	CRB-W22	78473	10.4
28	700	CRB-W28	78474	13.2
34	850	CRB-W34	78475	16.2
40	1000	CRB-W40	78476	19.1
46	1150	CRB-W46	78477	21.9
52	1300	CRB-W52	78478	24.8
58	1450	CRB-W58	78479	27.6

Lead time: 1 working day

‡ All ingredients used in the polyurethane formulation of this blade comply with the relevant requirements of 21 CFR (FDA Code of Federal Regulations) for use in repeated bulk dry food applications.

## Ultra High-Temp ConShear™ Blades - Red

BLADE WIDTH		ORDERING NUMBER	ITEM CODE	WT. LBS.
in.	mm			
10	250	CRB-UHT10	91253	4.6
16	400	CRB-UHT16	91254	7.3
22	550	CRB-UHT22	91255	10.1
28	700	CRB-UHT28	91256	12.8
34	850	CRB-UHT34	91257	15.5
40	1000	CRB-UHT40	91258	18.3
46	1150	CRB-UHT46	91259	21.0
52	1300	CRB-UHT52	91260	23.8
58	1450	CRB-UHT58	91261	26.5
64	1600	CRB-UHT64	91262	29.2
70	1750	CRB-UHT70	91263	32.0

Lead time: 1 working day

## Product Notes:

- Take blade width and ordering number from the worn blade and use the Replacement Blade Chart.
- For optimal cleaning and reduced blade retensioning maintenance, the cleaner blade width should be sized to fit the material path of the belt. The material path is typically 2/3 of the belt width. In most cases a blade size of belt width minus 8" (200mm) may be the best selection.
- The ConShear™ blade has a faceted profile that renews the cleaning edge as it wears.
- Visual tension check. No guesswork on blade tensioning. Simply measure the spring, check label on tensioner and turn adjusting nut to restore optimal tension.
- ConShear blades are made of a special long-wearing polyurethane.
- A molded-in blade wear line indicates when the blade is worn out and needs to be replaced.
- Blade replacement is quick. Pull one pin, remove the old blade and slide the new one in.

## Blade Width Selection

BELT WIDTH		BELT WIDTH - 2" (50mm)		BELT WIDTH - 8" (200mm)		BELT WIDTH - 14" (350mm)	
in.	mm	in.	mm	in.	mm	in.	mm
12	300	10	250	N/A	N/A	N/A	N/A
18	450	16	400	10	250	N/A	N/A
24	600	22	550	16	400	10	250
30	750	28	700	22	550	16	400
36	900	34	850	28	700	22	550
42	1050	40	1000	34	850	28	700
48	1200	46	1150	40	1000	34	850
54	1350	52	1300	46	1150	40	1000
60	1500	58	1450	52	1300	46	1150
72	1800	70	1600	64	1600	58	1450

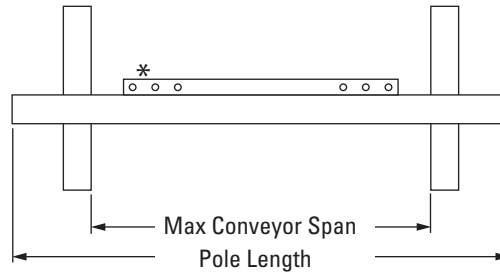
# Specifications & Guidelines

## EZP1 & EZP1T Standard Duty Precleaners

### Pole Length Specifications

CLEANER SIZE		POLE LENGTH		MAXIMUM CONVEYOR SPAN	
in.	mm	in.	mm	in.	mm
12	300	42	1050	37	925
18	450	48	1200	43	1075
24	600	54	1350	49	1225
30	750	60	1500	55	1375
36	900	66	1650	61	1525
42	1050	72	1800	67	1675
48	1200	78	1950	73	1825
54	1350	88	2200	83	2075
60	1500	94	2350	89	2225
72	1800	106	2650	101	2525

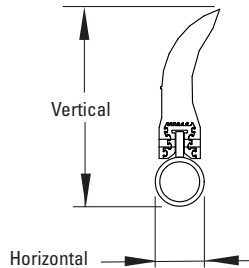
Pole Diameter – 2-3/8" (60mm)



\*Each pole size can be used with a blade size either belt width minus 2" (50mm), belt width minus 8" (200mm), or belt width minus 14" (350mm).

### Clearance Guidelines for Installation

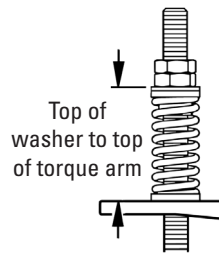
HORIZONTAL CLEARANCE REQUIRED		VERTICAL CLEARANCE REQUIRED	
in.	mm	in.	mm
4	100	9 1/2	238



### EST Spring Length Chart

BLADE WIDTH		PURPLE SPRING		SILVER SPRING		BLACK SPRING	
in.	mm	in.	mm	in.	mm	in.	mm
10	250	5 3/4	146	6 1/4	159	N/A	N/A
16	400	5 1/4	133	6	152	N/A	N/A
22	550	4 3/4	121	5 7/8	149	N/A	N/A
28	700	4 1/4	108	5 5/8	143	N/A	N/A
34	850	N/A	N/A	5 3/8	137	5 5/8	143
40	1000	N/A	N/A	5 1/8	130	5 1/2	140
46	1150	N/A	N/A	5	127	5 1/4	133
52	1300	N/A	N/A	4 3/4	121	5 1/8	130
58	1450	N/A	N/A	N/A	N/A	5	127
64	1600	N/A	N/A	N/A	N/A	4 3/4	121
70	1750	N/A	N/A	N/A	N/A	4 5/8	117

Shading indicates preferred spring option



### Twist Tensioner Chart

BLADE WIDTH		STANDARD	HEAVY DUTY
in.	mm		
10	250	8	6
16	400	13	9
22	550	18	12
28	700	23	16
34	850	27	19
40	1000	32	23
46	1150	37	26
52	1300	N/A	29
58	1450	N/A	33
64	1600	N/A	36
70	1750	N/A	40

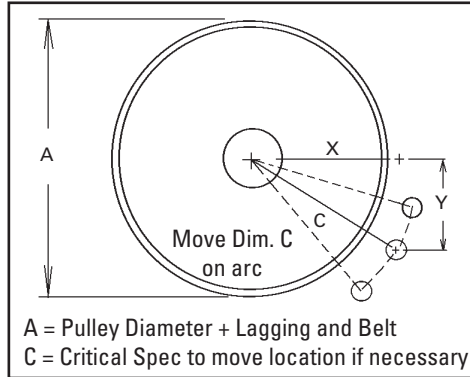
# Specifications & Guidelines

## EZP1 & EZP1T Standard Duty Precleaners

### Pole Location Chart

A		X		Y		C	
in	mm	in	mm	in	mm	in	mm
10	250	3	74	9	230	9 1/2	242
11	275	3 3/4	92	9	230	9 3/4	248
12	300	4 3/8	108	9	230	10	254
13	325	5 3/8	131	9	230	10 1/2	265
14	350	5 7/8	146	9	230	10 3/4	273
15	375	6 3/8	166	9	230	11 1/4	284
16	400	7 1/8	179	9	230	11 1/2	291
17	425	7 7/8	195	9	230	12	301
18	450	8 1/4	207	9	230	12 1/4	309
19	475	9	223	9	230	12 3/4	320
20	500	9 3/8	235	9	230	13	329
21	525	10	249	9	230	13 1/2	339
22	550	10 3/4	266	9	230	14	352
23	575	11 3/8	283	9	230	14 1/2	365
24	600	12	299	9	230	15	377
25	625	12 5/8	314	9	230	15 1/2	390
26	650	13 1/4	330	9	230	16	402
27	675	13 7/8	346	9	230	16 1/2	415
28	700	14 3/8	360	9	230	17	427
29	725	15	374	9	230	17 1/2	439
30	750	15 5/8	389	9	230	18	452
31	775	16 1/8	403	9	230	18 1/2	464
32	800	16 3/4	417	9	230	19	477
33	825	17 1/4	432	9	230	19 1/2	489
34	850	17 7/8	446	9	230	20	501
35	875	18 3/8	460	9	230	20 1/2	514
36	900	19	474	9	230	21	526

### Pole Location Specs

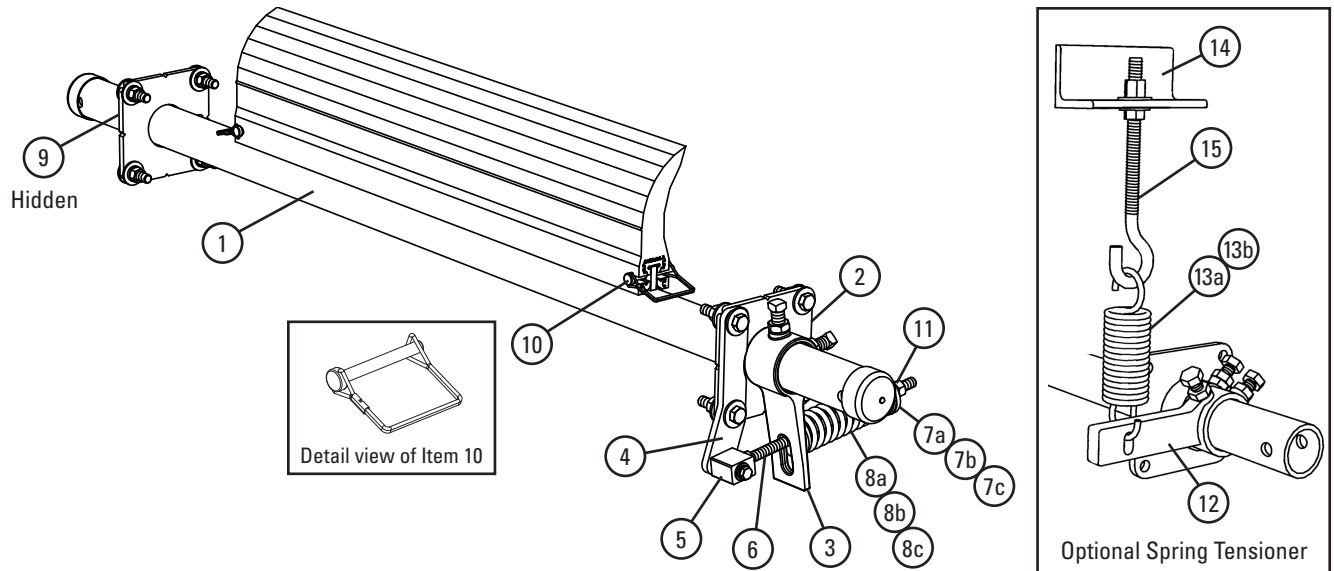


### Specifications:

- Maximum Belt Speed ..... 700 FPM (3.5M/sec)
- Temperature Rating (ConShear, ConShear White) ..... -30 to 180°F (-35 to 82°C)
- Temperature Rating (ConShear High Temp) ..... Up to 275°F (135°C) with spikes to 325°F (164°C)
- Temperature Rating (ConShear Ultra High-Temp) ..... Up to 400°F (200°C) with spikes to 450°F (232°C)
- Minimum Pulley Diameter ..... 10" (250mm)
- Blade Height ..... 7-1/4" (185mm)
- Usable Blade Wear Length ..... 4" (100mm)
- Blade Material ..... Polyurethane (proprietary blend for abrasion resistance and long wear)
- Available for Belt Widths ..... 12 to 72" (300 to 1800mm)
- CEMA Cleaner Rating ..... Class 2

# Replacement Parts List

## EZP1 Standard Duty Precleaner



### Replacement Parts

REF	DESCRIPTION	ORDERING NUMBER	ITEM CODE	WT. LBS.
1	12" (300mm) Pole	EZP1P12	75619	17.4
	18" (450mm) Pole	EZP1P18	75620	20.3
	24" (600mm) Pole	EZP1P24	75621	22.7
	30" (750mm) Pole	EZP1P30	75622	26.5
	36" (900mm) Pole	EZP1P36	75623	30.4
	42" (1050mm) Pole	EZP1P42	75624	32.7
	48" (1200mm) Pole	EZP1P48	75625	35.3
	54" (1350mm) Pole	EZP1P54	75626	39.2
	60" (1500mm) Pole	EZP1P60	75627	43.3
	72" (1800mm) Pole	EZP1P72	75772	48.2
2	Mounting Plate Kit* (2 ea.)	EZP1MPK	75637	7.7
3	Torque Arm Kit* (1 ea.)	ESTAK-EST	76406	3.6
4	Pivot Shaft Bracket Kit* (1 ea.)	ESPSBK	76407	1.8
5	Pivot Block Kit*	ESPBK	76408	0.7
6	Pivot Rod Kit*	ESPRK	76409	1.2
7a	Bushing Kit – Purple/Silver (incl. (2) bushings)	ESBK-PS	76410	0.1
7b	Bushing Kit – Black (incl. (2) bushings)	ESBK-B	76411	0.1
7c	EST Bushing Kit - UHT (incl. (2) bushings)	ESBK-ATEX	90264	0.1
8a	Tension Spring – Purple	QMTS-P	75845	1.0
8b	Tension Spring – Silver	ESS-S	76412	1.2
8c	Tension Spring – Black	ESS-B	76413	1.4
9	Pole Lock* (1 ea.)	EZP1PL	75641	1.1
–	EST Tensioner–Purple* (incl. (1) ea. items 3, 4, 5, 6, 7a & 8a)	EST-P	76403	7.7
–	EST Tensioner–Silver* (incl. (1) ea. items 3, 4, 5, 6, 7a & 8b)	EST-S	76404	7.9
–	EST Tensioner–Black* (incl. (1) ea. items 3, 4, 5, 6, 7b & 8c)	EST-B	76405	8.1
–	EST Ultra High Temp Tensioner–Purple* (incl. (1) ea. items 3, 4, 5, 6, 7c & 8a)	EST-A-P	90814	7.7
–	EST Ultra High Temp Tensioner–Silver* (incl. (1) ea. items 3, 4, 5, 6, 7c & 8b)	EST-A-S	90815	7.9
–	EST Ultra High Temp Tensioner–Black* (incl. (1) ea. items 3, 4, 5, 6, 7c & 8c)	EST-A-B	90816	8.1
10	Blade Pin (1 ea.)	EZP1BP	75642	0.1
11	Jam Nut Kit, EST Tensioner	JNK-A	79891	0.3

\*Hardware Included  
Lead time: 1 working day

### Optional Spring Tensioner & Parts

REF	DESCRIPTION	ORDERING NUMBER	ITEM CODE	WT. LBS.
12	Tension Arm Kit* (1 ea.)	HAR-K	78786	6.0
13	Tension Spring (1 ea.) (for sizes 12–30" (300–750mm))	STTS	74419	1.4
13a	HD Tension Spring (1 ea.) (for sizes 36–72" (900–1800mm))	HDTs	74502	2.0
14	Spring Tension J-Bolt Mount (1 ea.)	STJM	74775	3.0
15	J-Bolt Kit* (1 ea.)	STJK	74417	0.7
–	Optional Spring Tensioner Kit* (for sizes 12–30" (300–750mm))	EZP10TK1	76418	11.2
–	Optional Spring Tensioner Kit* (for sizes 36–72" (900–1800mm))	EZP10TK2	76419	11.8

\*Hardware Included  
Lead time: 1 working day

### Spring Tensioner Selection Chart

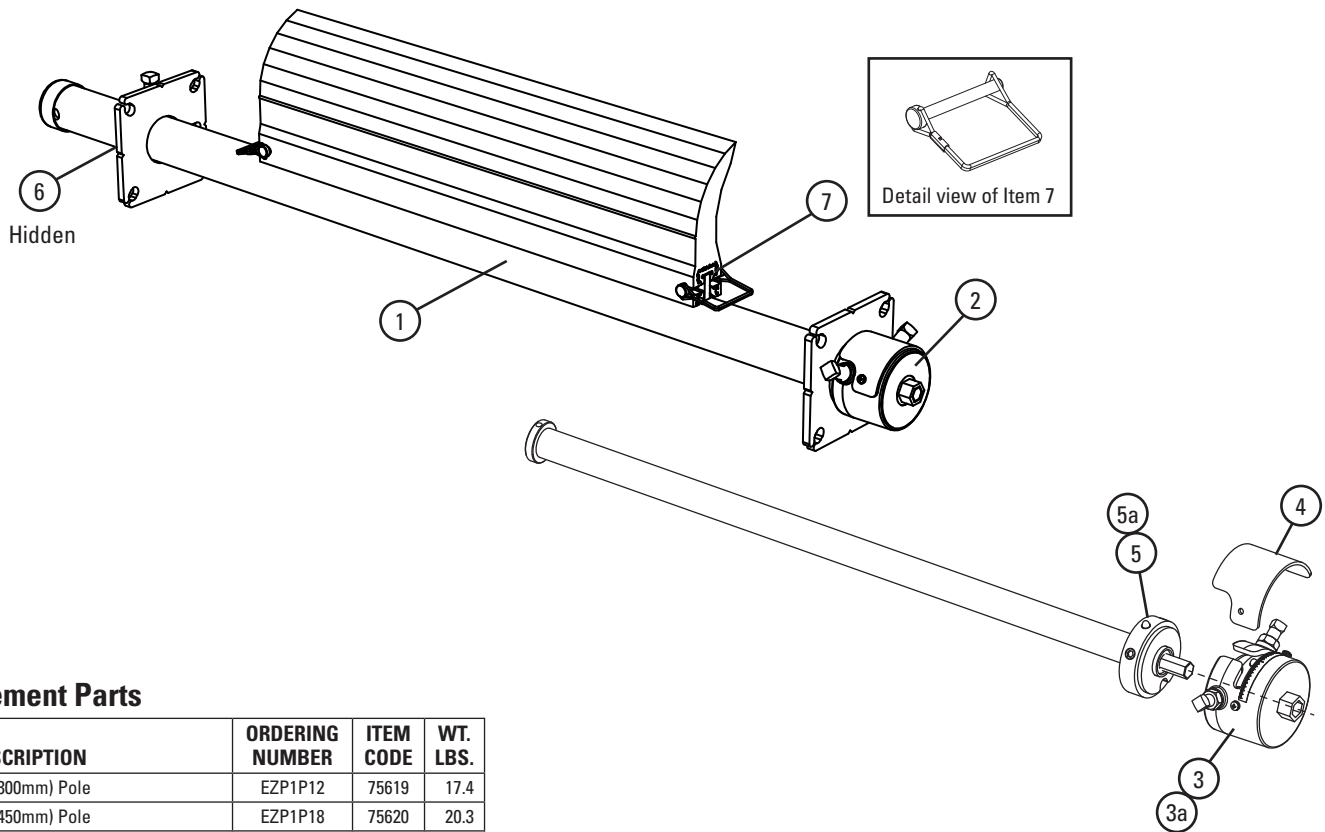
CLEANER BLADE WIDTH	76403 EST-P	76404 EST-S	76405 EST-B
ConShear™ 12–28" (300–700mm)	X		
ConShear™ 34–52" (850–1300mm)		X	
ConShear™ 58–70" (1450–1750mm)			X

### Spring Tensioner Selection Chart - EST UHT

CLEANER BLADE WIDTH	90814 EST-A-P	90815 EST-A-S	90816 EST-A-B
UHT ConShear™ 10–28" (250–700mm)	X		
UHT ConShear™ 34–52" (850–1300mm)		X	
UHT ConShear™ 58–70" (1450–1750mm)			X

# Replacement Parts List

## EZP1T Twist Tensioner Precleaner



### Replacement Parts

REF	DESCRIPTION	ORDERING NUMBER	ITEM CODE	WT. LBS.
1	12" (300mm) Pole	EZP1P12	75619	17.4
	18" (450mm) Pole	EZP1P18	75620	20.3
	24" (600mm) Pole	EZP1P24	75621	22.7
	30" (750mm) Pole	EZP1P30	75622	26.5
	36" (900mm) Pole	EZP1P36	75623	30.4
	42" (1050mm) Pole	EZP1P42	75624	32.7
	48" (1200mm) Pole	EZP1P48	75625	35.3
	54" (1350mm) Pole	EZP1P54	75626	39.2
	60" (1500mm) Pole	EZP1P60	75627	43.3
	72" (1800mm) Pole	EZP1P72	75772	48.2
2	Torsion Mounting Plate Kit* (2 ea.)	EZPTMPK	78507	8.7
3	Torsion Cap Kit* (1 ea.) (incl. (1) ea. item 4)	EZPTCK	78508	3.2
3a	Torsion Cap Kit HD* (1 ea.) (incl. (1) ea. item 4)	EZPTCKHD	78509	3.2
4	Torsion Shield	EZPTSR	78510	0.1
5	Torsion Spring Kit	EZPTSK	78511	6.0
5a	Torsion Spring Kit HD	EZPTSKHD	78512	8.5
6	Pole Lock* (1 ea.)	EZP1PL	75641	1.1
-	Torsion Bar Tensioner (incl. (1) ea. items 3, 4, & 5)	EZPTBT	77384	17.4
-	Torsion Bar Tensioner HD (incl. (1) ea. items 3a, 4, & 5a)	EZPTBTHD	77385	20.0
7	Blade Pin (1 ea.)	EZP1BP	75642	0.1

\*Hardware Included  
Lead time: 1 working day

### Torsion Bar Tensioner Selection Chart

CLEANER BLADE WIDTH	77384 EZPTBT	77385 EZPTBTHD
ConShear™ 12–48" (300–1200mm)	X	
ConShear™ 54–72" (1350–1800mm)		X

# Product Ordering Information

## EZP1 Stainless Steel Precleaner

### Belt Width Minus 2" (50mm) - White Blade

BELT WIDTH		BLADE WIDTH		ORDERING NUMBER	ITEM CODE	WT. LBS.
in.	mm	in.	mm			
12	300	10	250	CFG-212	78838	49.4
18	450	16	400	CFG-218	78839	55.3
24	600	22	550	CFG-224	78840	61.2
30	750	28	700	CFG-230	78841	67.1
36	900	34	850	CFG-236	78842	73.0
42	1050	40	1000	CFG-242	78843	78.9
48	1200	46	1150	CFG-248	78844	84.8
54	1350	52	1300	CFG-254	78845	90.7
60	1500	58	1450	CFG-260	78846	96.6

Lead time: 1 working day



### Belt Width Minus 8" (200mm) - White Blade

BELT WIDTH		BLADE WIDTH		ORDERING NUMBER	ITEM CODE	WT. LBS.
in.	mm	in.	mm			
12	300	—	—	N/A	N/A	—
18	450	10	250	CFG-818	78924	51.3
24	600	16	400	CFG-824	78925	57.2
30	750	22	550	CFG-830	78926	63.1
36	900	28	700	CFG-836	78927	69.0
42	1050	34	850	CFG-842	78928	74.9
48	1200	40	1000	CFG-848	78929	80.8
54	1350	46	1150	CFG-854	78930	86.7
60	1500	52	1300	CFG-860	78931	92.6

Lead time: 1 working day

### Product Notes:

- White food-grade ConShear Precleaner is chemical resistant and all ingredients used in polyurethane formulation comply with the relevant requirements of 21 CFR (FDA Code of Federal Regulations) for use in repeated bulk dry food applications.
- For optimal cleaning and reduced blade retensioning maintenance, the cleaner blade width should be sized to fit the material path of the belt. The material path is typically 2/3 of the belt width. In most cases a blade size of belt width minus 8" (200mm) may be the best selection.
- Each cleaner can be retrofitted with three replacement blade sizes (belt width minus 2" (50mm), minus 8" (200mm), or minus 14" (350mm)).
- Comes complete with universal mounting plates and tensioner.
- Visual tension check. No guesswork on blade tensioning. Simply measure the spring, check label on tensioner and turn adjusting nut to restore optimal tension.
- Works with mechanical splices. Polyurethane blade glides over splices.
- Compatible with reversing belts.
- For replacement parts see the EZP1 SS Parts List on p. 24.
- For applications requiring longer pole lengths, go to the minus 8" (200mm) chart and select the cleaner one belt width size larger. This will provide a pole 6" (150mm) longer and a blade size of belt width minus 2" (50mm).




# ConShear™ Replacement Blades

**EZP1**  
Precleaners

## Standard ConShear™ Blades

BLADE WIDTH		ORDERING NUMBER	ITEM CODE	WT. LBS.
in.	mm			
10	250	CRB10	75628	4.6
16	400	CRB16	75629	7.3
22	550	CRB22	75630	10.1
28	700	CRB28	75631	12.8
34	850	CRB34	75632	15.5
40	1000	CRB40	75633	18.3
46	1150	CRB46	75634	21.0
52	1300	CRB52	75635	23.8
58	1450	CRB58	75636	26.5
64	1600	CRB64	75775	29.2
70	1750	CRB70	75773	32.0
76	1900	CRB76	76940	34.7
82	2050	CRB82	76941	37.5

Other blade sizes available upon request.  
Lead time: 1 working day



## Blade Width Selection

BELT WIDTH		BELT WIDTH - 2" (50mm)		BELT WIDTH - 8" (200mm)		BELT WIDTH - 14" (350mm)	
in.	mm	in.	mm	in.	mm	in.	mm
12	300	10	250	N/A	N/A	N/A	N/A
18	450	16	400	10	250	N/A	N/A
24	600	22	550	16	400	10	250
30	750	28	700	22	550	16	400
36	900	34	850	28	700	22	550
42	1050	40	1000	34	850	28	700
48	1200	46	1150	40	1000	34	850
54	1350	52	1300	46	1150	40	1000
60	1500	58	1450	52	1300	46	1150
72	1800	70	1600	64	1600	58	1450

## Chemical Resistant/Food Grade ConShear™ Blades - White ‡

BLADE WIDTH		ORDERING NUMBER	ITEM CODE	WT. LBS.
in.	mm			
10	250	CRB-W10	78471	4.8
16	400	CRB-W16	78472	7.6
22	550	CRB-W22	78473	10.4
28	700	CRB-W28	78474	13.2
34	850	CRB-W34	78475	16.2
40	1000	CRB-W40	78476	19.1
46	1150	CRB-W46	78477	21.9
52	1300	CRB-W52	78478	24.8
58	1450	CRB-W58	78479	27.6

Lead time: 1 working day

‡ All ingredients used in the polyurethane formulation of this blade comply with the relevant requirements of 21 CFR (FDA Code of Federal Regulations) for use in repeated bulk dry food applications.

## High-Temp ConShear™ Blades - Red

BLADE WIDTH		ORDERING NUMBER	ITEM CODE	WT. LBS.
in.	mm			
10	250	CRB-HT10	76593	4.8
16	400	CRB-HT16	76594	7.6
22	550	CRB-HT22	76595	10.4
28	700	CRB-HT28	76596	13.2
34	850	CRB-HT34	76597	16.2
40	1000	CRB-HT40	76598	19.1
46	1150	CRB-HT46	76599	21.9
52	1300	CRB-HT52	76600	24.8
58	1450	CRB-HT58	76601	27.6
64	1600	CRB-HT64	76602	30.5
70	1750	CRB-HT70	76603	33.4

Lead time: 1 working day

## Product Notes:

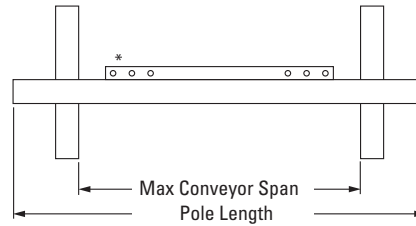
- Take blade width and ordering number from the worn blade and use the Replacement Blade Chart.
- For optimal cleaning and reduced blade retensioning maintenance, the cleaner blade width should be sized to fit the material path of the belt. The material path is typically 2/3 of the belt width. In most cases a blade size of belt width minus 8" (200mm) may be the best selection.
- The ConShear™ blade has a faceted profile that renews the cleaning edge as it wears.
- Visual tension check. No guesswork on blade tensioning. Simply measure the spring, check label on tensioner and turn adjusting nut to restore optimal tension.
- ConShear blades are made of a special long-wearing polyurethane.
- A molded-in blade wear line indicates when the blade is worn out and needs to be replaced.
- Blade replacement is quick. Pull one pin, remove the old blade and slide the new one in.
- For replacement parts see the EZP1SS Parts List on p. 24.

# Specifications & Guidelines

## Pole Length Specifications

CLEANER SIZE		POLE LENGTH		MAXIMUM CONVEYOR SPAN	
in.	mm	in.	mm	in.	mm
12	300	42	1050	37	925
18	450	48	1200	43	1075
24	600	54	1350	49	1225
30	750	60	1500	55	1375
36	900	66	1650	61	1525
42	1050	72	1800	67	1675
48	1200	78	1950	73	1825
54	1350	88	2200	83	2075
60	1500	94	2350	89	2225

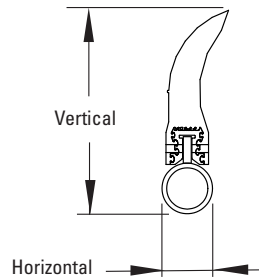
Pole Diameter -- 2-3/8" (60mm)



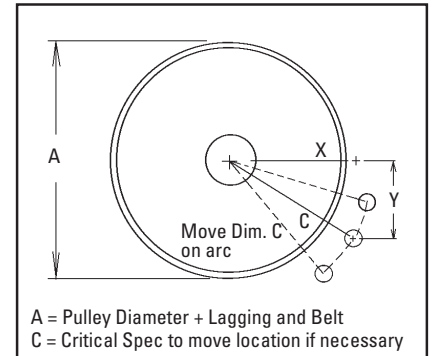
\*Each pole size can be used with a blade size either belt width minus 2" (50mm), belt width minus 8" (200mm), or belt width minus 14" (350mm).

## Clearance Guidelines for Installation

HORIZONTAL CLEARANCE REQUIRED		VERTICAL CLEARANCE REQUIRED	
in.	mm	in.	mm
4	100	9 1/2	238



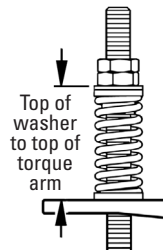
## Pole Location Specs



## EST Spring Length Chart

BLADE WIDTH		PURPLE SPRINGS		WHITE SPRINGS		GOLD SPRINGS	
in.	mm	in.	mm	in.	mm	in.	mm
10	250	5 5/8	143	6 3/8	162	N/A	N/A
16	400	5	127	6 1/8	156	N/A	N/A
22	550	4 3/8	111	6	152	N/A	N/A
28	700	3 7/8	98	5 7/8	149	N/A	N/A
34	850	N/A	N/A	5 5/8	143	6 1/8	156
40	1000	N/A	N/A	5 1/2	140	6	152
46	1150	N/A	N/A	5 1/4	133	5 7/8	149
52	1300	N/A	N/A	5 1/8	130	5 7/8	149
58	1450	N/A	N/A	5	127	5 3/4	146
64	1600	N/A	N/A	4 3/4	121	5 5/8	143

Shading indicates preferred spring option



## Pole Location Chart

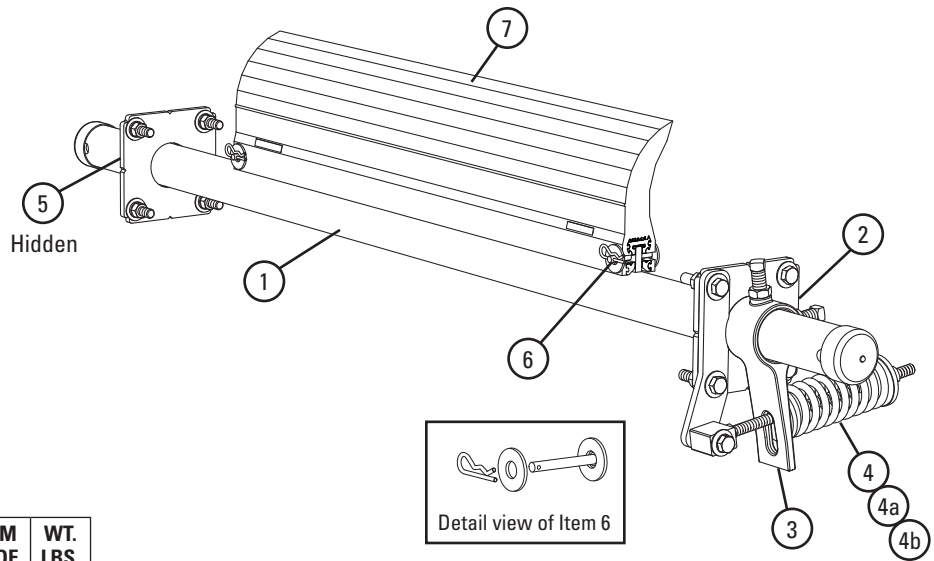
A		X		Y		C	
in	mm	in	mm	in	mm	in	mm
10	250	3	74	9	230	9 1/2	242
11	275	3 3/4	92	9	230	9 3/4	248
12	300	4 3/8	108	9	230	10	254
13	325	5 3/8	131	9	230	10 1/2	265
14	350	5 7/8	146	9	230	10 3/4	273
15	375	6 3/8	166	9	230	11 1/4	284
16	400	7 1/8	179	9	230	11 1/2	291
17	425	7 7/8	195	9	230	12	301
18	450	8 1/4	207	9	230	12 1/4	309
19	475	9	223	9	230	12 3/4	320
20	500	9 3/8	235	9	230	13	329
21	525	10	249	9	230	13 1/2	339
22	550	10 3/4	266	9	230	14	352
23	575	11 3/8	283	9	230	14 1/2	365
24	600	12	299	9	230	15	377
25	625	12 5/8	314	9	230	15 1/2	390
26	650	13 1/4	330	9	230	16	402
27	675	13 7/8	346	9	230	16 1/2	415
28	700	14 3/8	360	9	230	17	427
29	725	15	374	9	230	17 1/2	439
30	775	15 5/8	389	9	230	18	452
31	775	16 1/8	403	9	230	18 1/2	464
32	825	16 3/4	417	9	230	19	477
33	825	17 1/4	432	9	230	19 1/2	489
34	850	17 7/8	446	9	230	20	501
35	875	18 3/8	460	9	230	20 1/2	514
36	900	19	474	9	230	21	526

## Specifications:

- Maximum Belt Speed .....700 FPM (3.5M/sec)
- Temperature Rating .....-30 to 180°F (-35 to 82°C)
- Minimum Pulley Diameter.....10" (250mm)
- Blade Height.....7-1/4" (185mm)
- Usable Blade Wear Length.....4" (100mm)
- Blade Material.....Polyurethane (chemical resistant/food grade)
- Available for Belt Widths .....12 to 60" (300 to 1500mm)
- CEMA Cleaner Rating .....Class 2

# Replacement Parts List

## EZP1 Stainless Steel Precleaner



### Replacement Parts

REF	DESCRIPTION	ORDERING NUMBER	ITEM CODE	WT. LBS.
1	12" (300mm) SS Pole	EZP1P12-S/S	78812	17.4
	18" (450mm) SS Pole	EZP1P18-S/S	78813	20.3
	24" (600mm) SS Pole	EZP1P24-S/S	78814	22.7
	30" (750mm) SS Pole	EZP1P30-S/S	78815	26.5
	36" (900mm) SS Pole	EZP1P36-S/S	78816	30.4
	42" (1050mm) SS Pole	EZP1P42-S/S	78817	32.7
	48" (1200mm) SS Pole	EZP1P48-S/S	78818	35.3
	54" (1350mm) SS Pole	EZP1P54-S/S	78819	39.2
	60" (1500mm) SS Pole	EZP1P60-S/S	78820	43.3
	72" (1800mm) SS Pole	EZP1P72-S/S	78821	48.2
2	SS Mounting Plate Kit* (2 ea.)	EZP1MPK-S/S	78923	7.7
3	SS Torque Arm Kit* (1 ea.)	ESTAK-EST-S/S	78849	3.6
4	SS Tension Spring – Purple	QMTS-P-S/S	77450	1.0
4a	SS Tension Spring – White	QMTS-W-S/S	77451	1.2
4b	SS Tension Spring – Gold	QMTS-G-S/S	77452	1.4
5	SS Pole Lock* (1 ea.)	EZP1PL-S/S	78848	1.1
-	SS EST Tensioner – Purple* (incl. (1) ea. items 2, 3, 4)	EST-P-S/S	78808	7.7
-	SS EST Tensioner – White* (incl. (1) ea. items 2, 3, 4a)	EST-W-S/S	78809	7.9
-	SS EST Tensioner – Gold* (incl. (1) ea. items 2, 3, 4b)	EST-G-S/S	78810	8.1
6	Blade Pin (1 ea.)	MSPBPK-S/S	77583	0.1

\*Hardware Included  
Lead time: 1 working day

### Spring Tensioner Selection Chart

CLEANER BLADE WIDTH	78808 EST-P-S/S	78809 EST-W-S/S	78810 EST-G-S/S
ConShear™ 12–28" (300–700mm)	X		
ConShear™ 34–52" (850–1300mm)		X	
ConShear™ 58–70" (1450–1750mm)			X

# Product Ordering Information

## EZP-LS Limited Space Precleaner

### Belt Width Minus 2" (50mm)

BELT WIDTH		BLADE WIDTH		ORDERING NUMBER	ITEM CODE	WT. LBS.
in.	mm	in.	mm			
12	300	10	250	EZP-LS212	77127	24.8
18	450	16	400	EZP-LS218	77128	28.2
24	600	22	550	EZP-LS224	77129	31.7
30	750	28	700	EZP-LS230	77130	35.1
36	900	34	850	EZP-LS236	77131	38.6
42	1050	40	1000	EZP-LS242	77132	42.0
48	1200	46	1150	EZP-LS248	77133	45.5
54	1350	52	1300	EZP-LS254	77134	48.9
60	1500	58	1450	EZP-LS260	77135	52.5

Lead time: 1 working day



### Belt Width Minus 8" (200mm)

BELT WIDTH		BLADE WIDTH		ORDERING NUMBER	ITEM CODE	WT. LBS.
in.	mm	in.	mm			
18	450	10	250	EZP-LS818	77136	27.0
24	600	16	400	EZP-LS824	77137	30.4
30	750	22	550	EZP-LS830	77138	33.9
36	900	28	700	EZP-LS836	77139	37.3
42	1050	34	850	EZP-LS842	77140	40.8
48	1200	40	1000	EZP-LS848	77141	44.2
54	1350	46	1150	EZP-LS854	77142	47.7
60	1500	52	1300	EZP-LS860	77143	51.2

Lead time: 1 working day

### Product Notes:

- For optimal cleaning and reduced blade retensioning maintenance, the cleaner blade width should be sized to fit the material path of the belt. The material path is typically 2/3 of the belt width.
- Each cleaner can be retrofitted with three replacement blade sizes (belt width minus 2" (50mm), minus 8" (200mm), or minus 14" (350mm).
- Comes complete with universal mounting plates and tensioner.
- Visual tension check. No guesswork on blade tensioning. Simply measure the spring, check label on tensioner and turn adjusting nut to restore optimal tension.
- Visual blade wear check. Tensioner has built-in gauge to monitor blade wear.
- Works with mechanical splices. Polyurethane blade glides over splices.
- Compatible with reversing belts.
- For replacement parts see the EZP-LS Parts List on p. 29.
- For applications requiring longer pole lengths, go to the minus 8" (200mm) chart and select the cleaner one belt width size larger. This will provide a pole 6" (150mm) longer and a blade size of belt width minus 2" (50mm).

# Product Ordering Information

## EZP-LS High-Temp Limited Space Precleaner

### Belt Width Minus 2" (50mm) - Yellow Blade

BELT WIDTH		BLADE WIDTH		ORDERING NUMBER	ITEM CODE	WT. LBS.
in.	mm	in.	mm			
12	300	10	250	EZP-LS212HT	77746	24.8
18	450	16	400	EZP-LS218HT	77747	28.2
24	600	22	550	EZP-LS224HT	77748	31.7
30	750	28	700	EZP-LS230HT	77749	35.1
36	900	34	850	EZP-LS236HT	77750	38.6
42	1050	40	1000	EZP-LS242HT	77751	42.0
48	1200	46	1150	EZP-LS248HT	77752	45.5
54	1350	52	1300	EZP-LS254HT	77753	48.9
60	1500	58	1450	EZP-LS260HT	77754	52.5

Lead time: 1 working day



### Product Notes:

- The high-temp ConShear LS works in temperatures up to 275°F (135°C) with spikes to 325°F (164°C).
- Each cleaner can be retrofitted with three replacement blade sizes (belt width minus 2" (50mm), minus 8" (200mm), or minus 14" (350mm).
- Comes complete with universal mounting plates and tensioner.
- Visual tension check. No guesswork on blade tensioning. Simply measure the spring, check label on tensioner and turn adjusting nut to restore optimal tension.
- Visual blade wear check. Tensioner has built-in gauge to monitor blade wear.
- Works with mechanical splices. Polyurethane blade glides over splices.
- Compatible with reversing belts.
- For replacement parts see the EZP-LS Parts List on p. 29.

# ConShear™ LS Replacement Blades

**EZP-LS**  
Limited Space Precleaner

## Standard LS ConShear™ Blades

BLADE WIDTH		ORDERING NUMBER	ITEM CODE	WT. LBS.
in.	mm			
10	250	CRB-LS10	77088	2.1
16	400	CRB-LS16	77089	3.3
22	550	CRB-LS22	77090	4.6
28	700	CRB-LS28	77091	5.8
34	850	CRB-LS34	77092	7.1
40	1000	CRB-LS40	77093	8.3
46	1150	CRB-LS46	77094	9.6
52	1300	CRB-LS52	77095	10.8
58	1450	CRB-LS58	77096	12.1

Other blade sizes available upon request.  
Lead time: 1 working day



## Chemical Resistant/Food Grade LS ConShear™ Blades - White ‡

BLADE WIDTH		ORDERING NUMBER	ITEM CODE	WT. LBS.
in.	mm			
10	250	CRB-LS10W	77097	2.1
16	400	CRB-LS16W	77098	3.3
22	550	CRB-LS22W	77099	4.6
28	700	CRB-LS28W	77100	5.8
34	850	CRB-LS34W	77101	7.1
40	1000	CRB-LS40W	77102	8.3
46	1150	CRB-LS46W	77103	9.6
52	1300	CRB-LS52W	77104	10.8
58	1450	CRB-LS58W	77105	12.1

Other blade sizes available upon request.  
Lead time: 1 working day

‡ All ingredients used in the polyurethane formulation of this blade comply with the relevant requirements of 21 CFR (FDA Code of Federal Regulations) for use in repeated bulk dry food applications.

## Blade Width Selection

BELT WIDTH		BELT WIDTH - 2" (50mm)		BELT WIDTH - 8" (200mm)		BELT WIDTH - 14" (350mm)	
in.	mm	in.	mm	in.	mm	in.	mm
12	300	10	250	N/A	N/A	N/A	N/A
18	450	16	400	10	250	N/A	N/A
24	600	22	550	16	400	10	250
30	750	28	700	22	550	16	400
36	900	34	850	28	700	22	550
42	1050	40	1000	34	850	28	700
48	1200	46	1150	40	1000	34	850
54	1350	52	1300	46	1150	40	1000
60	1500	58	1450	52	1300	46	1150

## High-Temp LS ConShear™ Blades - Yellow

BLADE WIDTH		ORDERING NUMBER	ITEM CODE	WT. LBS.
in.	mm			
10	250	CRB-LS10HT	77551	2.1
16	400	CRB-LS16HT	77552	3.3
22	550	CRB-LS22HT	77553	4.6
28	700	CRB-LS28HT	77554	5.8
34	850	CRB-LS34HT	77555	7.1
40	1000	CRB-LS40HT	77556	8.3
46	1150	CRB-LS46HT	77557	9.6
52	1300	CRB-LS52HT	77558	10.8
58	1450	CRB-LS58HT	77559	12.1

Other blade sizes available upon request.  
Lead time: 1 working day

## Product Notes:

- Take blade width and ordering number from the worn blade and use the Replacement Blade Chart.
- For optimal cleaning and reduced blade retensioning maintenance, the cleaner blade width should be sized to fit the material path of the belt. The material path is typically 2/3 of the belt width.
- The ConShear™ blade has a faceted profile that renews the cleaning edge as it wears.
- Visual tension check. No guesswork on blade tensioning. Simply measure the spring, check label on tensioner and turn adjusting nut to restore optimal tension.
- ConShear blades are made of a special long-wearing polyurethane.
- A molded-in blade wear line indicates when the blade is worn out and needs to be replaced.
- Blade replacement is quick. Pull one pin, remove the old blade and slide the new one in.

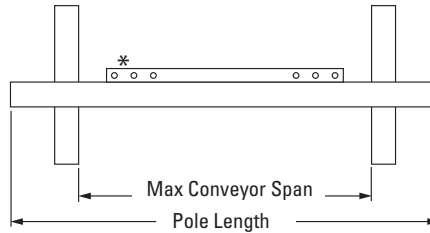
# Specifications & Guidelines

# EZP-LS Limited Space Precleaner

## Pole Length Specifications

CLEANER SIZE		POLE LENGTH		MAXIMUM CONVEYOR SPAN	
in.	mm	in.	mm	in.	mm
12	300	42	1050	37	925
18	450	48	1200	43	1075
24	600	54	1350	49	1225
30	750	60	1500	55	1375
36	900	66	1650	61	1525
42	1050	72	1800	67	1675
48	1200	78	1950	73	1825
54	1350	88	2200	83	2075
60	1500	94	2350	89	2225

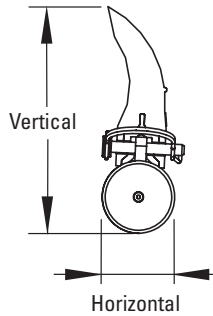
Pole Diameter – 1-7/8" (48 mm)



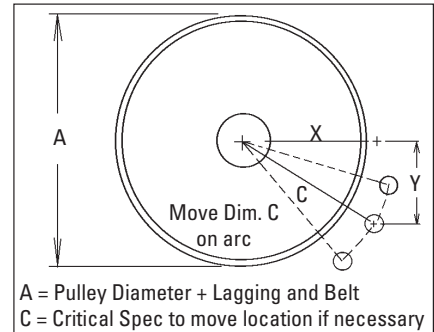
\*Each pole size can be used with a blade size either belt width minus 2" (50mm), belt width minus 8" (200mm), or belt width minus 14" (350mm).

## Clearance Guidelines for Installation

HORIZONTAL CLEARANCE REQUIRED		VERTICAL CLEARANCE REQUIRED	
in.	mm	in.	mm
3	75	6 1/2	165



## Pole Location Specs

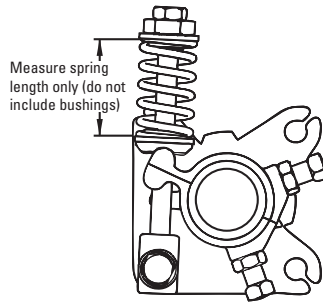


## Spring Length Chart

EZP-LS w/Purple or Yellow Blade

BLADE WIDTH		PURPLE SPRINGS		WHITE SPRINGS		SILVER SPRINGS	
in.	mm	in.	mm	in.	mm	in.	mm
10	250	2	51	N/A	N/A	N/A	N/A
16	400	1 5/8	48	2 1/8	54	N/A	N/A
22	550	N/A	N/A	2	51	N/A	N/A
28	700	N/A	N/A	1 7/8	48	N/A	N/A
34	850	N/A	N/A	1 3/4	44	N/A	N/A
40	1000	N/A	N/A	1 1/2	38	N/A	N/A
46	1150	N/A	N/A	1 3/8	35	2	51
52	1300	N/A	N/A	N/A	N/A	2	51
58	1450	N/A	N/A	N/A	N/A	1 7/8	48

Shading indicates preferred spring option



## Pole Location Chart

A		X		Y		C	
in.	mm	in.	mm	in.	mm	in.	mm
6	150	2 5/8	65	5 1/2	140	6 1/8	150
7	175	3 1/4	81	5 1/2	140	6 3/8	155
8	200	3 7/8	96	5 1/2	140	6 3/4	162
9	225	4 3/8	109	5 1/2	140	7	171
10	250	5	125	5 1/2	140	7 3/8	179
11	275	5 1/2	138	5 1/2	140	7 3/4	189
12	300	6 1/8	153	5 1/2	140	8 1/4	198
13	325	6 5/8	166	5 1/2	140	8 5/8	209
14	350	7 1/8	178	5 1/2	140	9	219
15	375	7 5/8	191	5 1/2	140	9 3/8	229
16	400	8 1/4	206	5 1/2	140	9 7/8	239
17	425	8 3/4	219	5 1/2	140	10 3/8	252
18	450	9 1/4	231	5 1/2	140	10 3/4	263
19	475	9 3/4	244	5 1/2	140	11 1/4	273
20	500	10 1/4	256	5 1/2	140	11 5/8	284
21	525	10 3/4	269	5 1/2	140	12 1/8	295
22	550	11 1/4	281	5 1/2	140	12 1/2	307

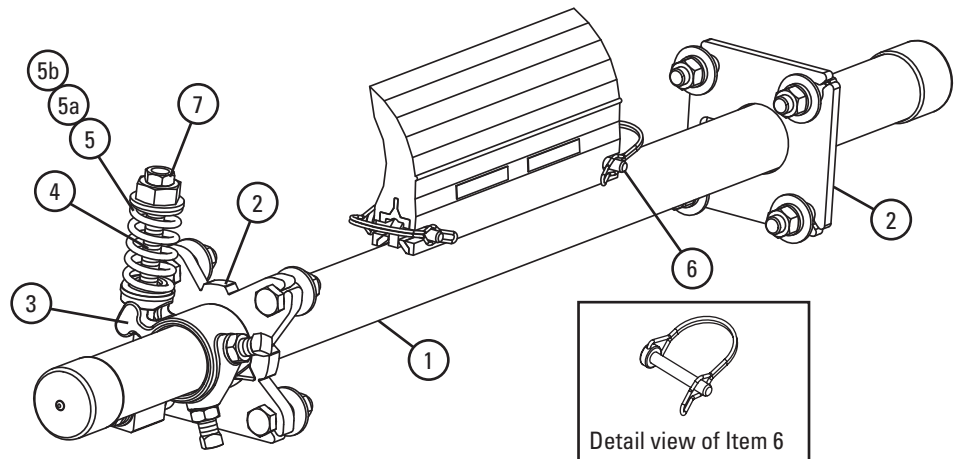
## Specifications:

- Maximum Belt Speed ..... 500 FPM (2.5M/sec)
- Temperature Rating (ConShear, ConShear White) ..... -30 to 180°F (-35 to 82°C)
- Temperature Rating (ConShear High Temp) ..... Up to 275°F (135°C) with spikes to 325°F (164°C)
- Minimum Pulley Diameter ..... 6" (150mm)
- Blade Height ..... 4.5" (115mm)
- Usable Blade Wear Length ..... 2-3/8" (60mm)
- Blade Material ..... Polyurethane (proprietary blend for abrasion resistance and long wear)
- Available for Belt Widths ..... 12 to 60" (300 to 1500mm)
- CEMA Cleaner Rating ..... Class 2



# Replacement Parts List

## EZP-LS Limited Space Precleaner



### Replacement Parts

REF	DESCRIPTION	ORDERING NUMBER	ITEM CODE	WT. LBS.
1	12" (300mm) Pole	LSP12	77070	13.3
	18" (450mm) Pole	LSP18	77071	15.5
	24" (600mm) Pole	LSP24	77072	17.7
	30" (750mm) Pole	LSP30	77073	19.9
	36" (900mm) Pole	LSP36	77074	22.1
	42" (1050mm) Pole	LSP42	77075	24.3
	48" (1200mm) Pole	LSP48	77076	26.5
	54" (1350mm) Pole	LSP54	77077	28.7
2	60" (1500mm) Pole	LSP60	77078	31.0
	Mounting Plate Kit* (incl. (1) ea. tensioner mounting plate & pole mounting plate)	LSTMPK	77366	3.6
3	Torque Arm Kit* (1 ea.)	LST-TAK	77120	1.4
4	Pivot Block/Rod Kit* (1 ea.)	LSTPB-RK	77367	0.8
5	Tension Spring – Purple (1 ea.)	LS-SPK	77365	0.2
5a	Tension Spring – White (1 ea.)	LS-SW	77117	0.3
5b	Tension Spring – Silver (1 ea.)	LS-SS	77118	0.3
6	LS Blade Pin (1 ea.)	LS-BP	77114	0.1
7	Jam Nut Kit LST Tensioner	JNK-B	79892	0.3
-	LST Spring Tensioner* – Purple (incl. (1) tensioner mounting plate & (1) ea. items 3, 4 & 5)	LST-P	77121	7.5
-	LST Spring Tensioner* – White (incl. (1) tensioner mounting plate & (1) ea. items 3, 4 & 5a)	LST-W	77122	7.6
-	LST Spring Tensioner* – Silver (incl. (1) tensioner mounting plate & (1) ea. items 3, 4 & 5b)	LST-S	77123	7.6

\*Hardware Included

### Arch/Gordon Mini-Saber Blades

BELT WIDTH		BLADE WIDTH		ORDERING NUMBER	ITEM CODE	ARCH/GORDON PART NUMBER	WT. LBS.
in.	mm	in.	mm				
18	450	16	400	RBAGM-16	77106	MRBMN00018	3.3
24	600	22	550	RBAGM-22	77107	MRBMN00024	4.6
30	750	28	700	RBAGM-28	77108	MRBMN00030	5.8
36	900	34	850	RBAGM-34	77109	MRBMN00036	7.1
42	1050	40	1000	RBAGM-40	77110	MRBMN00042	8.3
48	1200	46	1150	RBAGM-46	77111	MRBMN00048	9.6

Additional sizes are available upon request. Contact for pricing.

### Spring Tensioner Selection Chart

CLEANER BLADE WIDTH	77121 LST-P	77122 LST-W	77123 LST-S
ConShear™-LS 10–16" (250–400mm)	X		
ConShear™-LS 22–46" (550–1150mm)		X	
ConShear™-LS 52–58" (1300–1450mm)			X

For best results use Flexco Genuine Replacement Blades and Parts.

# Product Ordering Information

## EZP-LS Stainless Steel Limited Space Precleaner

### Belt Width Minus 2" (50mm) - LS White Blade

BELT WIDTH		BLADE WIDTH		ORDERING NUMBER	ITEM CODE	WT. LBS.
in.	mm	in.	mm			
12	300	10	250	CLSFG-212	77144	24.8
18	450	16	400	CLSFG-218	77145	28.2
24	600	22	550	CLSFG-224	77146	31.7
30	750	28	700	CLSFG-230	77147	35.1
36	900	34	850	CLSFG-236	77148	38.6
42	1050	40	1000	CLSFG-242	77149	42.0
48	1200	46	1150	CLSFG-248	77150	45.5
54	1350	52	1300	CLSFG-254	77151	48.9
60	1500	58	1450	CLSFG-260	77152	52.5

Lead time: 1 working day



### Belt Width Minus 8" (200mm) - LS White Blade

BELT WIDTH		BLADE WIDTH		ORDERING NUMBER	ITEM CODE	WT. LBS.
in.	mm	in.	mm			
18	450	10	250	CLSFG-818	77153	27.0
24	600	16	400	CLSFG-824	77154	30.4
30	750	22	550	CLSFG-830	77155	33.9
36	900	28	700	CLSFG-836	77156	37.3
42	1050	34	850	CLSFG-842	77157	40.8
48	1200	40	1000	CLSFG-848	77158	44.2
54	1350	46	1150	CLSFG-854	77159	47.7
60	1500	52	1300	CLSFG-860	77160	51.2

Lead time: 1 working day

### Product Notes:

- White food-grade ConShear Precleaner is chemical resistant and all ingredients used in polyurethane formulation comply with the relevant requirements of 21 CFR (FDA Code of Federal Regulations) for use in repeated bulk dry food applications.
- For optimal cleaning and reduced blade retensioning maintenance, the cleaner blade width should be sized to fit the material path of the belt. The material path is typically 2/3 of the belt width.
- Each cleaner can be retrofitted with three replacement blade sizes (belt width -2" (50mm), -8" (200mm), or -14" (350mm)).
- Comes complete with universal mounting plates and tensioner(s).
- Visual tension check. No guesswork on blade tensioning. Simply measure the spring, check label on tensioner and turn adjusting nut to restore optimal tension.
- Visual blade wear check. Tensioner has built-in gauge to monitor blade wear.
- Works with mechanical splices. Polyurethane blade glides over splices.
- Compatible with reversing belts.
- For replacement parts see the EZP-LS SS Parts List on p. 33.
- For applications requiring longer pole lengths, go to the minus 8" (200mm) chart and select the cleaner one belt width size larger. This will provide a pole 6" (150mm) longer and a blade size of belt width minus 2" (50mm).

# ConShear™ LS Replacement Blades

**EZP-LS**  
Limited Space Precleaner

## Standard LS ConShear™ Blades

BLADE WIDTH		ORDERING NUMBER	ITEM CODE	WT. LBS.
in.	mm			
10	250	CRB-LS10	77088	2.1
16	400	CRB-LS16	77089	3.3
22	550	CRB-LS22	77090	4.6
28	700	CRB-LS28	77091	5.8
34	850	CRB-LS34	77092	7.1
40	1000	CRB-LS40	77093	8.3
46	1150	CRB-LS46	77094	9.6
52	1300	CRB-LS52	77095	10.8
58	1450	CRB-LS58	77096	12.1

Other blade sizes available upon request.  
Lead time: 1 working day



## Chemical Resistant/Food Grade LS ConShear™ Blades - White ‡

BLADE WIDTH		ORDERING NUMBER	ITEM CODE	WT. LBS.
in.	mm			
10	250	CRB-LS10W	77097	2.1
16	400	CRB-LS16W	77098	3.3
22	550	CRB-LS22W	77099	4.6
28	700	CRB-LS28W	77100	5.8
34	850	CRB-LS34W	77101	7.1
40	1000	CRB-LS40W	77102	8.3
46	1150	CRB-LS46W	77103	9.6
52	1300	CRB-LS52W	77104	10.8
58	1450	CRB-LS58W	77105	12.1

Other blade sizes available upon request.  
Lead time: 1 working day

‡ All ingredients used in the polyurethane formulation of this blade comply with the relevant requirements of 21 CFR (FDA Code of Federal Regulations) for use in repeated bulk dry food applications

## Blade Width Selection

BELT WIDTH		BELT WIDTH - 2" (50mm)		BELT WIDTH - 8" (200mm)		BELT WIDTH - 14" (350mm)	
in.	mm	in.	mm	in.	mm	in.	mm
12	300	10	250	N/A	N/A	N/A	N/A
18	450	16	400	10	250	N/A	N/A
24	600	22	550	16	400	10	250
30	750	28	700	22	550	16	400
36	900	34	850	28	700	22	550
42	1050	40	1000	34	850	28	700
48	1200	46	1150	40	1000	34	850
54	1350	52	1300	46	1150	40	1000
60	1500	58	1450	52	1300	46	1150

## LS High-Temp ConShear™ Blades

BLADE WIDTH		ORDERING NUMBER	ITEM CODE	WT. LBS.
in.	mm			
10	250	CRB-LS10HT	77551	2.1
16	400	CRB-LS16HT	77552	3.3
22	550	CRB-LS22HT	77553	4.6
28	700	CRB-LS28HT	77554	5.8
34	850	CRB-LS34HT	77555	7.1
40	1000	CRB-LS40HT	77556	8.3
46	1150	CRB-LS46HT	77557	9.6
52	1300	CRB-LS52HT	77558	10.8
58	1450	CRB-LS58HT	77559	12.1

Other blade sizes available upon request.  
Lead time: 1 working day

## Product Notes:

- Take blade width and ordering number from the worn blade and use the Replacement Blade Chart.
- For optimal cleaning and reduced blade retensioning maintenance, the cleaner blade width should be sized to fit the material path of the belt. The material path is typically 2/3 of the belt width.
- The ConShear™ blade has a faceted profile that renews the cleaning edge as it wears.
- Visual tension check. No guesswork on blade tensioning. Simply measure the spring, check label on tensioner and turn adjusting nut to restore optimal tension.
- ConShear blades are made of a special long-wearing polyurethane.
- A molded-in blade wear line indicates when the blade is worn out and needs to be replaced.
- Blade replacement is quick. Pull one pin, remove the old blade and slide the new one in.

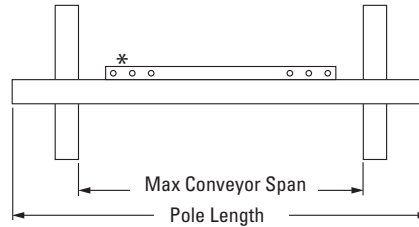
# Specifications & Guidelines

## EZP-LS Stainless Steel Limited Space Precleaner

### Pole Length Specifications

CLEANER SIZE		POLE LENGTH		MAXIMUM CONVEYOR SPAN	
in.	mm	in.	mm	in.	mm
12	300	42	1050	37	925
18	450	48	1200	43	1075
24	600	54	1350	49	1225
30	750	60	1500	55	1375
36	900	66	1650	61	1525
42	1050	72	1800	67	1675
48	1200	78	1950	73	1825
54	1350	88	2200	83	2075
60	1500	94	2350	89	2225

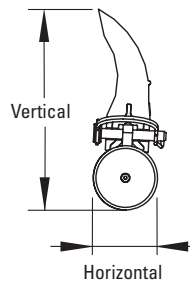
Pole Diameter - 1-7/8" (48 mm)



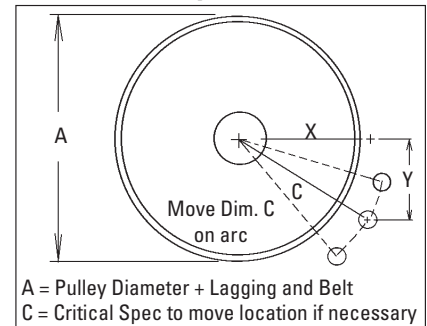
\*Each pole size can be used with a blade size either belt width minus 2" (50mm), belt width minus 8" (200mm), or belt width minus 14" (350mm).

### Clearance Guidelines for Installation

HORIZONTAL CLEARANCE REQUIRED		VERTICAL CLEARANCE REQUIRED	
in.	mm	in.	mm
3	75	6 1/2	165



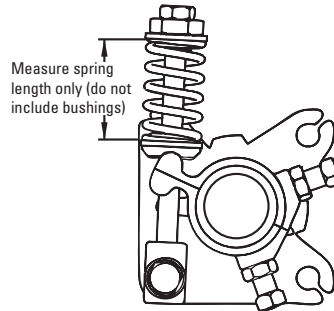
### Pole Location Specs



### Spring Length Chart

BLADE WIDTH		BLACK SPRINGS		WHITE SPRINGS		DUAL WHITE SPRINGS	
in.	mm	in.	mm	in.	mm	in.	mm
10	250	3 1/2	89	3 3/4	95	3 7/8	98
16	400	3 1/4	83	3 5/8	92	3 7/8	98
22	550	2 7/8	73	3 1/2	89	3 3/4	95
28	700	2 5/8	67	3 3/8	86	3 3/4	95
34	850	N/A	N/A	3 1/4	83	3 5/8	92
40	1000	N/A	N/A	3 1/8	79	3 5/8	92
46	1150	N/A	N/A	3	76	3 1/2	89
52	1300	N/A	N/A	N/A	N/A	3 1/2	89
58	1450	N/A	N/A	N/A	N/A	3 3/8	86

Shading indicates preferred spring option



### Pole Location Chart

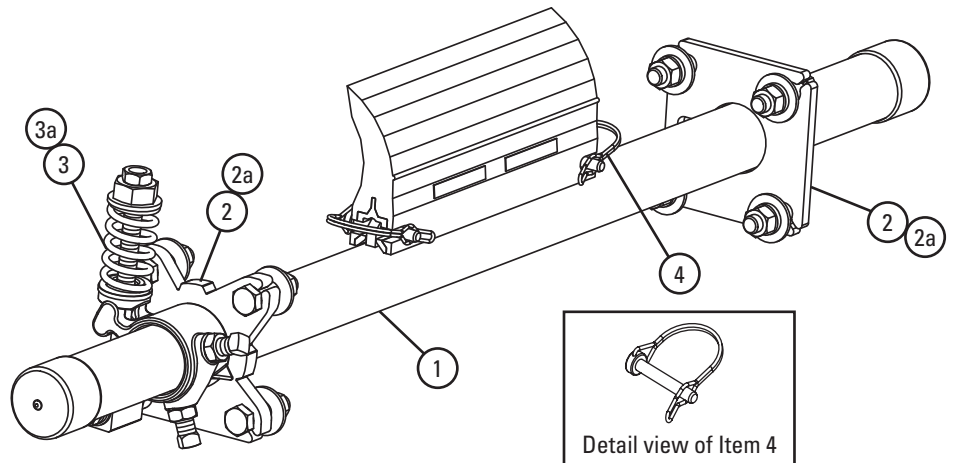
A		X		Y		C	
in.	mm	in.	mm	in.	mm	in.	mm
6	150	2 5/8	65	5 1/2	140	6 1/8	150
7	175	3 1/4	81	5 1/2	140	6 3/8	155
8	200	3 7/8	96	5 1/2	140	6 3/4	162
9	225	4 3/8	109	5 1/2	140	7	171
10	250	5	125	5 1/2	140	7 3/8	179
11	275	5 1/2	138	5 1/2	140	7 3/4	189
12	300	6 1/8	153	5 1/2	140	8 1/4	198
13	325	6 5/8	166	5 1/2	140	8 5/8	209
14	350	7 1/8	178	5 1/2	140	9	219
15	375	7 5/8	191	5 1/2	140	9 3/8	229
16	400	8 1/4	206	5 1/2	140	9 7/8	239
17	425	8 3/4	219	5 1/2	140	10 3/8	252
18	450	9 1/4	231	5 1/2	140	10 3/4	263
19	475	9 3/4	244	5 1/2	140	11 1/4	273
20	500	10 1/4	256	5 1/2	140	11 5/8	284
21	525	10 3/4	269	5 1/2	140	12 1/8	295
22	550	11 1/4	281	5 1/2	140	12 1/2	307

### Specifications:

- Maximum Belt Speed ..... 500 FPM (2.5M/sec)
- Temperature Rating (ConShear, ConShear White) ..... -30 to 180°F (-35 to 82°C)
- Temperature Rating (ConShear High Temp) ..... Up to 275°F (135°C) with spikes to 325°F (164°C)
- Minimum Pulley Diameter ..... 6" (150mm)
- Blade Height ..... 4.5" (115mm)
- Usable Blade Wear Length ..... 2-3/8" (60mm)
- Blade Material (ConShear White) ..... Polyurethane (chemical resistant/food grade)
- Available for Belt Widths ..... 12 to 60" (300 to 1500mm)
- CEMA Cleaner Rating ..... Class 2

# Replacement Parts List

## EZP-LS Stainless Steel Limited Space Precleaner



### Replacement Parts

REF	DESCRIPTION	ORDERING NUMBER	ITEM CODE	WT. LBS.
1	12" (300mm) SS Pole	LSP12-S/S	77079	13.3
	18" (450mm) SS Pole	LSP18-S/S	77080	15.5
	24" (600mm) SS Pole	LSP24-S/S	77081	17.7
	30" (750mm) SS Pole	LSP30-S/S	77082	19.9
	36" (900mm) SS Pole	LSP36-S/S	77083	22.1
	42" (1050mm) SS Pole	LSP42-S/S	77084	24.3
	48" (1200mm) SS Pole	LSP48-S/S	77085	26.5
	54" (1350mm) SS Pole	LSP54-S/S	77086	28.7
	60" (1500mm) SS Pole	LSP60-S/S	77087	31.0
2	SS Mounting Plate Kit (10-46"/250-1150mm)* (incl. (1) ea. tensioner mounting plate & pole mounting plate)	LSTMPK-S/S	78933	3.6
2a	SS Mounting Plate Kit (52"+/1300mm+)* (incl. (2) tensioner mounting plate)	LSTMPK2-S/S	78462	7.2
3	Tension Spring – Black (1 ea.)	CTS-B-S/S	78387	.2
3a	Tension Spring – White (1 ea.)	LS-SW-S/S	78850	.3
4	SS LS Blade Pin (1 ea.)	LS-BP-S/S	77115	.1
-	SS LST Spring Tensioner* – Black (incl. (1) ea. items 2 & 3)	LST-B-S/S	77124	7.5
-	SS LST Spring Tensioner* – White (incl. (1) ea. items 2 & 3a)	LST-W-S/S	77125	7.6
-	SS LST Spring Tensioner* – White (dual) (incl. (1) ea. item 2a & (2) ea. item 3a)	LST-W-S/S-2	77126	15.2

\*Hardware Included


Lead Time: 1 working day

### Spring Tensioner Selection Chart

CLEANER BLADE WIDTH	77124 LST-B-S/S	77125 LST-W-S/S	77126 LST-W-S/S-2
FG-LS 10-28" (250-700mm)	X		
FG-LS 34-46" (850-1150mm)		X	
FG-LS 52-70" (1300-1750mm)			X

# Product Ordering Information

## MSP Standard Mine-Duty Precleaner



### Belt Width Minus 2" (50mm)

BELT WIDTH		BLADE WIDTH		ORDERING NUMBER	ITEM CODE	WT. LBS.
in.	mm	in.	mm			
24	600	22	550	MSP-224	75787	83.4
30	750	28	700	MSP-230	75788	89.6
36	900	34	850	MSP-236	75789	98.2
42	1050	40	1000	MSP-242	75790	106.0
48	1200	46	1150	MSP-248	75791	113.2
54	1350	52	1300	MSP-254	75792	120.0
60	1500	58	1450	MSP-260	75793	125.7
72	1800	70	1750	MSP-272	75794	140.2
84	2100	82	2050	MSP-284	76796	164.2

Lead time: 1 working day

### Belt Width Minus 8" (200mm)

BELT WIDTH		BLADE WIDTH		ORDERING NUMBER	ITEM CODE	WT. LBS.
in.	mm	in.	mm			
24	600	16	400	MSP-824	75795	80.6
30	750	22	550	MSP-830	75796	86.9
36	900	28	700	MSP-836	75797	95.5
42	1050	34	850	MSP-842	75798	103.2
48	1200	40	1000	MSP-848	75799	110.5
54	1350	46	1150	MSP-854	75800	117.2
60	1500	52	1300	MSP-860	75801	123.0
72	1800	64	1600	MSP-872	75802	134.7
84	2100	76	1900	MSP-884	76797	160.0

Lead time: 1 working day

### Optional Mounting Kits

DESCRIPTION	ORDERING NUMBER	ITEM CODE	WT. LBS.
Optional Mounting Bar Kit *	MMBK	75830	19.5
Mounting Plate Kit * (2 plates)	MMPK	76537	140.0

\*Hardware Included


Lead time: 1 working day

### Product Notes:

- Recommended for standard-duty conveyor applications. For tougher belt applications see the MMP Medium-Duty Precleaner (p. 41). For extreme, abusive applications see the MHP Heavy-Duty Precleaner (p. 55) or the MHCP Heavy-Duty Cartridge Precleaner (p. 69).
- Material Path Option: Fit the blade width to the belt's material path. The material path is typically the center 2/3 of the belt width. In most cases a blade size of belt width minus 8" (200mm) may be the best solution.
- Each cleaner pole is retrofittable for three blade sizes (belt width minus 2" (50mm), minus 8" (200mm) or minus 14" (350mm)).
- Pole Length: Belt width plus 54" (1350mm). For conveyors requiring longer pole lengths, go to the minus 8" (200mm) chart and select the cleaner one belt width size larger. This will provide a pole 6" (150mm) longer and a blade size of belt width minus 2" (50mm). For longer requirements see Installation Accessories – Pole Extender Kit (p. 157).
- Visual Tension Check: No guesswork on blade tensioning. Measure the spring and adjust to specified length per blade width to restore optimal tensioning.
- To make cleaner installation easier and quicker, see Optional Mounting Kits (p. 157).
- For replacement parts see MSP Parts List on p. 39.

# Product Ordering Information

## MSP Ultra High Temperature Precleaner



### Belt Width Minus 2" (50mm) - Red Blade

BELT WIDTH		BLADE WIDTH		ORDERING NUMBER	ITEM CODE	WT. LBS.
in.	mm	in.	mm			
24	600	22	550	MSP-UHT224	91264	83.4
30	750	28	700	MSP-UHT230	91265	89.6
36	900	34	850	MSP-UHT236	91266	98.2
42	1050	40	1000	MSP-UHT242	91267	106.0
48	1200	46	1150	MSP-UHT248	91268	113.2
54	1350	52	1300	MSP-UHT254	91269	120.0
60	1500	58	1450	MSP-UHT260	91270	125.7
72	1800	70	1750	MSP-UHT272	91271	140.2

Lead time: 1 working day

### Belt Width Minus 8" (200mm) - Red Blade

BELT WIDTH		BLADE WIDTH		ORDERING NUMBER	ITEM CODE	WT. LBS.
in.	mm	in.	mm			
24	600	16	400	MSP-UHT824	91272	80.6
30	750	22	550	MSP-UHT830	91273	86.9
36	900	28	700	MSP-UHT836	91274	95.5
42	1050	34	850	MSP-UHT842	91275	103.2
48	1200	40	1000	MSP-UHT848	91276	110.5
54	1350	46	1150	MSP-UHT854	91277	117.2
60	1500	52	1300	MSP-UHT860	91278	123.0
72	1800	64	1600	MSP-UHT872	91279	134.7

Lead time: 1 working day

### Belt Width Minus 14" (350mm) - Red Blade

BELT WIDTH		BLADE WIDTH		ORDERING NUMBER	ITEM CODE	WT. LBS.
in.	mm	in.	mm			
42	1050	28	700	MSP-UHT1442	91280	100.4
48	1200	34	850	MSP-UHT1448	91281	107.8
54	1350	40	1000	MSP-UHT1454	91282	114.4
60	1500	46	1150	MSP-UHT1460	91283	120.3
72	1800	58	1450	MSP-UHT1472	91284	129.2

Lead time: 1 working day


### Product Notes:

- Material Path Option: Fit the blade width to the belt's material path. The material path is typically the center 2/3 of the belt width. In most cases a blade size of belt width minus 8" (200mm) may be the best solution.
- Each cleaner pole is retrofittable for three blade sizes (belt width minus 2" (50mm), minus 8" (200mm) or minus 14" (350mm)).
- Pole Length: Belt width plus 54" (1350mm). For conveyors requiring longer pole lengths, go to the minus 8" (200mm) chart and select the cleaner one belt width size larger. This will provide a pole 6" (150mm) longer and a blade size of belt width minus 2" (50mm).
- Visual Tension Check: No guesswork on blade tensioning. Measure the spring and adjust to specified length per blade width to restore optimal tensioning.
- For replacement parts see MSP Parts List on p. 39.



# Product Ordering Information

**MSP**  
Stainless Steel Precleaner



## Belt Width Minus 2" (50mm)

BELT WIDTH		BLADE WIDTH		ORDERING NUMBER	ITEM CODE	WT. LBS.
in.	mm	in.	mm			
24	600	22	550	MSP-224-S/S	77453	83.4
30	750	28	700	MSP-230-S/S	77454	89.6
36	900	34	850	MSP-236-S/S	77455	98.2
42	1050	40	1000	MSP-242-S/S	77456	106.0
48	1200	46	1150	MSP-248-S/S	77457	113.2
54	1350	52	1300	MSP-254-S/S	77458	120.0
60	1500	58	1450	MSP-260-S/S	77459	125.7
72	1800	70	1750	MSP-272-S/S	77460	140.2
84	2100	82	2050	MSP-284-S/S	77461	164.2

Lead time: 3 weeks

## Belt Width Minus 8" (200mm)

BELT WIDTH		BLADE WIDTH		ORDERING NUMBER	ITEM CODE	WT. LBS.
in.	mm	in.	mm			
24	600	16	400	MSP-824-S/S	77462	80.6
30	750	22	550	MSP-830-S/S	77463	86.9
36	900	28	700	MSP-836-S/S	77464	95.5
42	1050	34	850	MSP-842-S/S	77465	103.2
48	1200	40	1000	MSP-848-S/S	77466	110.5
54	1350	46	1150	MSP-854-S/S	77467	117.2
60	1500	52	1300	MSP-860-S/S	77468	123.0
72	1800	64	1600	MSP-872-S/S	77470	134.7
84	2100	76	1900	MSP-884-S/S	77471	160.0

Lead time: 3 weeks

## Product Notes:

- Recommended for standard-duty conveyor applications, but in corrosive environments.
- Material Path Option: Fit the blade width to the belt's material path. The material path is typically the center 2/3 of the belt width. In most cases a blade size of belt width minus 8" (200mm) may be the best solution.
- Each cleaner pole is retrofittable for three blade sizes (belt width minus 2" (50mm), minus 8" (200mm) or minus 14" (350mm)).
- Pole Length: Belt width plus 54" (1350mm). For conveyors requiring longer pole lengths, go to the minus 8" chart and select the cleaner one belt width size larger. This will provide a pole 6" (150mm) longer and a blade size of belt width minus 2" (50mm). For longer requirements see Installation Accessories – Pole Extender Kit (p. 157).
- Visual Tension Check: No guesswork on blade tensioning. Measure the spring and adjust to specified length per blade width to restore optimal tensioning.
- To make cleaner installation easier and quicker, see Optional Mounting Kits (p. 157).
- For replacement parts see MSP Stainless Parts List on p. 40.

# ConShear™ Replacement Blades

**MSP**  
Standard Mine-Duty Precleaner

## Standard ConShear™ Blades

BLADE WIDTH		ORDERING NUMBER	ITEM CODE	WT. LBS.
in.	mm			
10	250	CRB10	75628	4.6
16	400	CRB16	75629	7.3
22	550	CRB22	75630	10.1
28	700	CRB28	75631	12.8
34	850	CRB34	75632	15.5
40	1000	CRB40	75633	18.3
46	1150	CRB46	75634	21.0
52	1300	CRB52	75635	23.8
58	1450	CRB58	75636	26.5
64	1600	CRB64	75775	29.2
70	1750	CRB70	75773	32.0
76	1900	CRB76	76940	34.7
82	2050	CRB82	76941	37.5

Other blade sizes available upon request.  
Lead time: 1 working day

## Chemical Resistant/Food Grade ConShear™ Blades - White ‡

BLADE WIDTH		ORDERING NUMBER	ITEM CODE	WT. LBS.
in.	mm			
10	250	CRB-W10	78471	4.8
16	400	CRB-W16	78472	7.6
22	550	CRB-W22	78473	10.4
28	700	CRB-W28	78474	13.2
34	850	CRB-W34	78475	16.2
40	1000	CRB-W40	78476	19.1
46	1150	CRB-W46	78477	21.9
52	1300	CRB-W52	78478	24.8
58	1450	CRB-W58	78479	27.6

Lead time: 1 working day

‡ All ingredients used in the polyurethane formulation of this blade comply with the relevant requirements of 21 CFR (FDA Code of Federal Regulations) for use in repeated bulk dry food applications.

### Product Notes:

- A molded-in wear line indicates when the blade is worn out and needs to be replaced.
- Faceted blade profile: Renews its cleaning edge as the blade wears.
- ConShear™ blades are made of a special long-wearing polyurethane.
- Quick blade replacement: Pull one pin, remove the old blade and slide the new one in.

## High-Temp ConShear™ Blades - Yellow

BLADE WIDTH		ORDERING NUMBER	ITEM CODE	WT. LBS.
in.	mm			
10	250	CRB-HT10	76593	4.8
16	400	CRB-HT16	76594	7.6
22	550	CRB-HT22	76595	10.4
28	700	CRB-HT28	76596	13.2
34	850	CRB-HT34	76597	16.2
40	1000	CRB-HT40	76598	19.1
46	1150	CRB-HT46	76599	21.9
52	1300	CRB-HT52	76600	24.8
58	1450	CRB-HT58	76601	27.6
64	1600	CRB-HT64	76602	30.5
70	1750	CRB-HT70	76603	33.4

Lead time: 1 working day

## Ultra High-Temp ConShear™ Blades - Red

BLADE WIDTH		ORDERING NUMBER	ITEM CODE	WT. LBS.
in.	mm			
10	250	CRB-UHT10	91253	4.6
16	400	CRB-UHT16	91254	7.3
22	550	CRB-UHT22	91255	10.1
28	700	CRB-UHT28	91256	12.8
34	850	CRB-UHT34	91257	15.5
40	1000	CRB-UHT40	91258	18.3
46	1150	CRB-UHT46	91259	21.0
52	1300	CRB-UHT52	91260	23.8
58	1450	CRB-UHT58	91261	26.5
64	1600	CRB-UHT64	91262	29.2
70	1750	CRB-UHT70	91263	32.0

Lead time: 1 working day

## Blade Width Selection

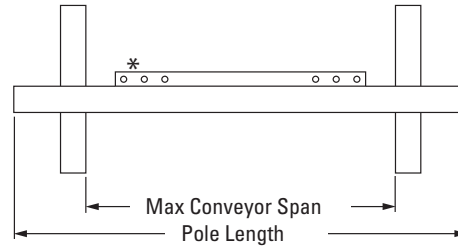
BELT WIDTH		BELT WIDTH - 2" (50mm)		BELT WIDTH - 8" (200mm)		BELT WIDTH - 14" (350mm)	
in.	mm	in.	mm	in.	mm	in.	mm
24	600	22	550	16	400	10	250
30	750	28	700	22	550	16	400
36	900	34	850	28	700	22	550
42	1050	40	1000	34	850	28	700
48	1200	46	1150	40	1000	34	850
54	1350	52	1300	46	1150	40	1000
60	1500	58	1450	52	1300	46	1150
72	1800	70	1750	64	1600	58	1450
84	2100	82	2050	76	1900	70	1750

# Specifications & Guidelines

## Pole Length Specifications\*

CLEANER SIZE		POLE LENGTH		MAXIMUM CONVEYOR SPAN	
in.	mm	in.	mm	in.	mm
24	600	78	1950	68	1700
30	750	84	2100	74	1850
36	900	90	2250	80	2000
42	1050	96	2400	86	2150
48	1200	102	2550	92	2300
54	1350	108	2700	98	2450
60	1500	114	2850	104	2600
72	1800	126	3150	116	2900
84	2100	138	3450	128	3200

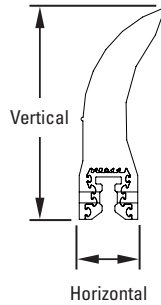
\*For special extra long pole length requirements a Pole Extender Kit (#76024) is available that provides 30" (750mm) of extended pole length. See p. 157.  
Pole Diameter – 2-7/8" (73mm)



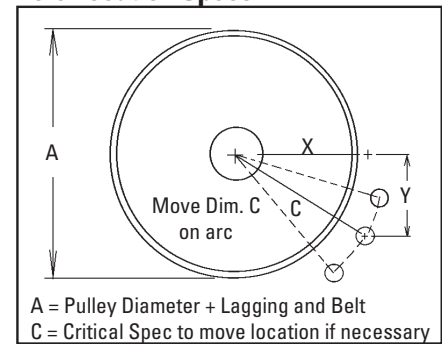
\*Each pole size can be used with a blade size either belt width minus 2" (50mm), belt width minus 8" (200mm), or belt width minus 14" (350mm).

## Clearance Guidelines for Installation

HORIZONTAL CLEARANCE REQUIRED		VERTICAL CLEARANCE REQUIRED	
in.	mm	in.	mm
4	100	10	250



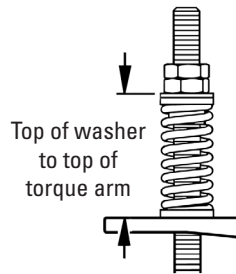
## Pole Location Specs



## Spring Length Chart

BLADE WIDTH		PURPLE SPRINGS		WHITE SPRINGS		GOLD SPRINGS	
in.	mm	in.	mm	in.	mm	in.	mm
16	400	5 1/4	133	6 1/4	159	N/A	N/A
22	550	4 3/4	121	6 1/8	156	N/A	N/A
28	700	4 1/8	105	5 7/8	149	N/A	N/A
34	850	N/A	N/A	5 3/4	146	6 1/8	156
40	1000	N/A	N/A	5 5/8	143	6 1/8	156
46	1150	N/A	N/A	5 1/2	140	6	152
52	1300	N/A	N/A	5 3/8	137	5 7/8	149
58	1450	N/A	N/A	5 1/8	130	5 7/8	149
64	1600	N/A	N/A	5	127	5 3/4	146
70	1750	N/A	N/A	4 7/8	124	5 5/8	143
76	1900	N/A	N/A	N/A	N/A	5 5/8	143
82	2050	N/A	N/A	N/A	N/A	5 1/2	140
88	2200	N/A	N/A	N/A	N/A	5 1/4	133
94	2350	N/A	N/A	N/A	N/A	5 1/8	130
100	2500	N/A	N/A	N/A	N/A	5 1/8	130
106	2650	N/A	N/A	N/A	N/A	5	127

Shading indicates preferred spring option



## Pole Location Chart

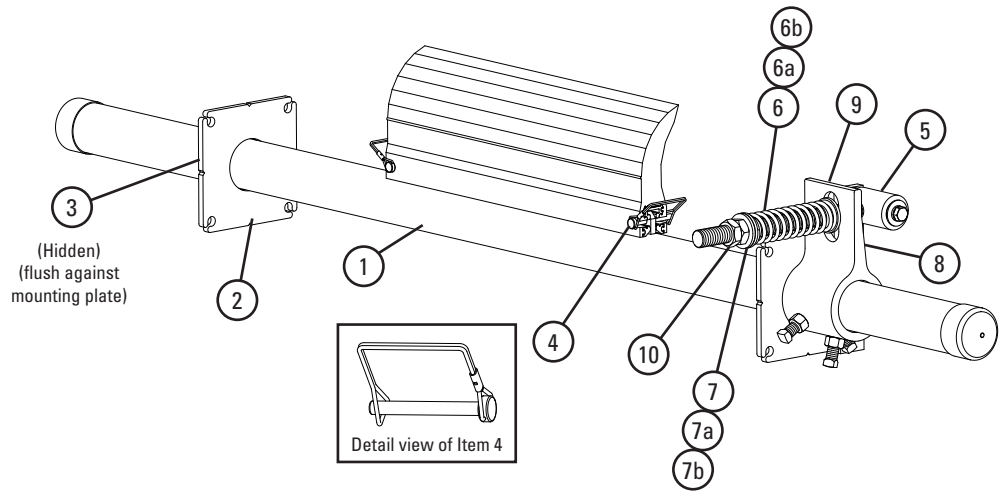
A		X		Y		C	
in.	mm	in.	mm	in.	mm	in.	mm
16	450	7 1/8	204	9	230	11 1/2	308
17	475	7 7/8	222	9	230	12	320
18	500	8 1/4	232	9	230	12 1/4	326
19	525	9	248	9	230	12 3/4	338
20	550	9 3/8	266	9	230	13	352
21	575	10	282	9	230	13 1/2	364
22	600	10 3/4	298	9	230	14	376
23	625	11 3/8	312	9	230	14 1/2	388
24	650	12	330	9	230	15	402
25	675	12 5/8	344	9	230	15 1/2	414
26	700	13 1/4	358	9	230	16	426
27	725	13 7/8	372	9	230	16 1/2	438
28	750	14 3/8	390	9	230	17	452
29	775	15	402	9	230	17 1/2	464
30	800	15 5/8	416	9	230	18	476
31	825	16 1/8	430	9	230	18 1/2	488
32	850	16 3/4	446	9	230	19	502
33	875	17 1/4	460	9	230	19 1/2	514
34	900	17 7/8	474	9	230	20	526
35	925	18 3/8	486	9	230	20 1/2	538
36	950	19	502	9	230	21	552
37	975	19 1/2	514	9	230	21 1/2	564
38	1000	20	528	9	230	22	576
39	1025	20 5/8	542	9	230	22 1/2	588
40	1050	21 1/8	556	9	230	23	602
41	1075	21 3/4	572	9	230	23 1/2	616
42	1100	22 1/4	588	9	230	24	630

## Specifications:

- Maximum Belt Speed ..... 700 FPM (3.5M/sec)
- Temperature Rating (ConShear, ConShear White) ..... -30 to 180°F (-35 to 82°C)
- Temperature Rating (ConShear High Temp) ..... Up to 275°F (135°C) with spikes to 325°F (164°C)
- Temperature Rating (ConShear Ultra High-Temp) ..... Up to 400°F (200°C) with spikes to 450°F (232°C)
- Minimum Pulley Diameter ..... 16" (400mm)
- Blade Height ..... 7-1/4" (185mm)
- Usable Blade Wear Length ..... 4" (100mm)
- Blade Material ..... Polyurethane (proprietary blend for abrasion resistance and long wear)
- Available for Belt Widths ..... 24 to 84" (600 to 2100mm)
- CEMA Cleaner Rating ..... Class 3

# Replacement Parts List

## MSP Standard Mine-Duty Precleaner



### Replacement Parts

REF	DESCRIPTION	ORDERING NUMBER	ITEM CODE	WT. LBS.
1	24" (600mm) Pole	MSPP24	75803	42.5
	30" (750mm) Pole	MSPP30	75804	46.0
	36" (900mm) Pole	MSPP36	75805	50.5
	42" (1050mm) Pole	MSPP42	75806	55.5
	48" (1200mm) Pole	MSPP48	75807	60.0
	54" (1350mm) Pole	MSPP54	75808	64.0
	60" (1500mm) Pole	MSPP60	75809	67.0
	72" (1800mm) Pole	MSPP72	75810	76.0
	84" (2100mm) Pole	MSPP84	76807	88.6
2	Mounting Plate Kit* (2 ea.)	MSPMPK	75811	8.3
3	Pole Lock* (1 ea.)	MSPPL	75816	1.9
4	Blade Pin Kit* (1 ea.)	MSPBP	107852	0.1
5	Pivot Arm Kit* (1 ea.)	QMTPAK	76096	4.3
6a	Tension Spring – Purple (1 ea.)	QMTS-P	75845	0.6
6b	Tension Spring – White (1 ea.)	PSTS-W	75898	1.7
6c	Tension Spring – Gold (1 ea.)	QMTS-G	76484	2.5
7a	Bushing Kit – Purple (2 ea.)	QMTBK-P	76097	0.1
7b	Bushing Kit – White (2 ea.)	QMTBK-W	76098	0.2
7c	Bushing Kit – Gold (2 ea.)	QMTBK-G	76540	0.3
7d	QMT Bushing Kit – Ultra High-Temp (2 ea.)	QMT-ATEX	90435	0.2
8	Pivot Shaft Bracket Kit* (1 ea.)	QMTPSBK	76099	4.3
9	Torsion Arm Kit* (1 ea.)	PSTA	75896	11.4
10	Jam Nut Kit QMT Tensioner	JNK-C	79893	0.3
-	QMT Spring Tensioner* – Purple (incl. (1) ea. items 5, 6a, 7a, 8, & 9)	QMT-P	76074	20.4
-	QMT Spring Tensioner* – White (incl. (1) ea. items 5, 6b, 7b, 8, & 9)	QMT-W	76075	21.8
-	QMT Spring Tensioner* – Gold (incl. (1) ea. items 5, 6c, 7c, 8, & 9)	QMT-G	76483	23.2
-	QMT Ultra High-Temp Tensioner* – Purple (incl. (1) ea. items 5, 6a, 7, 8, & 9)	QMT-A-P	91285	20.4
-	QMT Ultra High-Temp Tensioner* – White (incl. (1) ea. items 5, 6b, 7, 8, & 9)	QMT-A-W	91286	21.8

\*Hardware Included

Lead Time: 1 working day

### Spring Tensioner Selection Chart

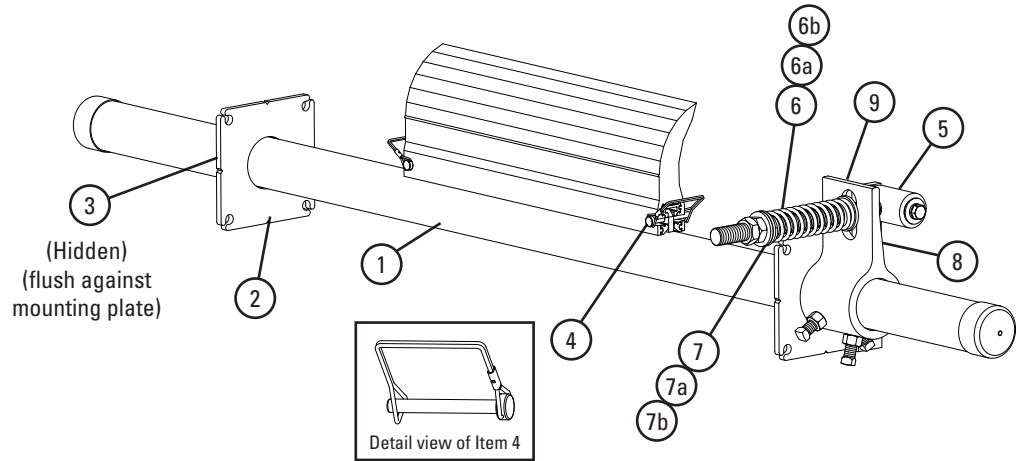
CLEANER BLADE WIDTH	76074 QMT-P	76075 QMT-W	76483 QMT-G
ConShear™ 16–28" (400–700mm)	X		
ConShear™ 34–70" (850–1750mm)		X	
ConShear™ 76–82" (1900–2050mm)			X

### Spring Tensioner Selection Chart - UHT

CLEANER BLADE WIDTH	91285 QMT-A-P	91286 QMT-A-W
UHT ConShear™ 16–28" (400–700mm)	X	
UHT ConShear™ 34–70" (850–1750mm)		X

# Replacement Parts List

**MSP**  
Stainless Steel Precleaner



## Replacement Parts

REF	DESCRIPTION	ORDERING NUMBER	ITEM CODE	WT. LBS.
1	24" (600mm) SS Pole	MSPP24-S/S	77472	42.5
	30" (750mm) SS Pole	MSPP30-S/S	77473	46.0
	36" (900mm) SS Pole	MSPP36-S/S	77474	50.5
	42" (1050mm) SS Pole	MSPP42-S/S	77475	55.5
	48" (1200mm) SS Pole	MSPP48-S/S	77476	60.0
	54" (1350mm) SS Pole	MSPP54-S/S	77477	64.0
	60" (1500mm) SS Pole	MSPP60-S/S	77478	67.0
	72" (1800mm) SS Pole	MSPP72-S/S	77479	76.0
	84" (2100mm) SS Pole	MSPP84-S/S	77480	88.6
2	SS Mounting Plate Kit* (2 ea.)	MSPMPK-S/S	77582	8.3
3	SS Pole Lock* (1 ea.)	MSPPL-S/S	77524	1.9
4	Blade Pin Kit* (1 ea.)	MSPBP	107852	0.1
5	SS Pivot Arm Kit* (1 ea.)	QMTPAK-S/S	77587	4.3
6	SS Tension Spring – Purple (1 ea.)	QMTS-P-S/S	77450	0.6
6a	SS Tension Spring – White (1 ea.)	QMTS-W-S/S	77451	1.7
6b	SS Tension Spring – Gold (1 ea.)	QMTS-G-S/S	77452	2.5
7	Bushing Kit – Purple (2 ea.)	QMTBK-P	76097	0.1
7a	Bushing Kit – White (2 ea.)	QMTBK-W	76098	0.2
7b	Bushing Kit – Gold (2 ea.)	QMTBK-G	76540	0.3
8	SS Pivot Shaft Bracket Kit* (1 ea.)	QMTPSBK-S/S	77588	4.3
9	SS Torsion Arm Kit* (1 ea.)	PSTA-S/S	77442	11.4
-	SS QMT Spring Tensioner* – Purple (incl. (1) ea. items 5, 6, 7, 8, & 9)	QMT-P-S/S	77584	20.4
-	SS QMT Spring Tensioner* – White (incl. (1) ea. items 5, 6a, 7a, 8, & 9)	QMT-W-S/S	77585	21.8
-	SS QMT Spring Tensioner* – Gold (incl. (1) ea. items 5, 6b, 7b, 8, & 9)	QMT-G-S/S	77586	23.2

\*Hardware Included

Lead Time: 1 working day

Shaded items are made to order.  
Lead time: 3 weeks

## Spring Tensioner Selection Chart


CLEANER BLADE WIDTH	77584 QMT-P-S/S	77585 QMT-W-S/S	77586 QMT-G-S/S
ConShear™ 16–28" (400–700mm)	X		
ConShear™ 34–70" (850–1750mm)		X	
ConShear™ 76–82" (1900–2050mm)			X

# Product Ordering Information

## MMP Medium Mine-Duty Precleaner

### Belt Width Minus 6" (150mm)

BELT WIDTH		BLADE WIDTH		ORDERING NUMBER	ITEM CODE	WT. LBS.
in.	mm	in.	mm			
24	600	18	450	MMP-624	76450	159.4
30	750	24	600	MMP-630	76451	175.0
36	900	30	750	MMP-636	76452	190.6
42	1050	36	900	MMP-642	76453	206.2
48	1200	42	1050	MMP-648	76454	221.8
54	1350	48	1200	MMP-654	76455	237.4
60	1500	54	1350	MMP-660	76456	253.0
72	1800	66	1650	MMP-672	76457	291.1
84	2100	78	1950	MMP-684	76798	344.1
96	2400	90	2250	MMP-696	79033	397.1
108	2700	102	2550	MMP-6108	90147	450.1
120	3000	114	2850	MMP-6120	90148	503.1



### Belt Width Minus 12" (300mm)

BELT WIDTH		BLADE WIDTH		ORDERING NUMBER	ITEM CODE	WT. LBS.
in.	mm	in.	mm			
30	750	18	450	MMP-1230	76551	168.0
36	900	24	600	MMP-1236	76552	183.6
42	1050	30	750	MMP-1242	76553	199.2
48	1200	36	900	MMP-1248	76554	214.8
54	1350	42	1050	MMP-1254	76555	230.4
60	1500	48	1200	MMP-1260	76556	246.0
72	1800	60	1500	MMP-1272	76557	284.1
84	2100	72	1800	MMP-1284	76799	337.1
96	2400	84	2100	MMP-1296	79034	390.1
108	2700	96	2400	MMP-12108	90149	443.1
120	3000	108	2700	MMP-12120	90150	496.1

### Belt Width Minus 24" (450mm)

BELT WIDTH		BLADE WIDTH		ORDERING NUMBER	ITEM CODE	WT. LBS.
in.	mm	in.	mm			
42	1050	18	450	MMP-2442	91928	185.2
48	1200	24	600	MMP-2448	91929	200.8
54	1350	30	750	MMP-2454	91930	216.4
60	1500	36	900	MMP-2460	91931	232.0
72	1800	48	1200	MMP-2472	91932	270.1
84	2100	60	1500	MMP-2484	91933	323.1
96	2400	72	1800	MMP-2496	91934	376.1
108	2700	84	2100	MMP-24108	91935	429.1
120	3000	96	2400	MMP-24120	91936	482.1

### Belt Width Minus 18" (450mm)

BELT WIDTH		BLADE WIDTH		ORDERING NUMBER	ITEM CODE	WT. LBS.
in.	mm	in.	mm			
36	900	18	450	MMP-1836	77575	176.6
42	1050	24	600	MMP-1842	77576	192.2
48	1200	30	750	MMP-1848	77577	207.8
54	1350	36	900	MMP-1854	77578	223.4
60	1500	42	1050	MMP-1860	77579	239.0
72	1800	54	1350	MMP-1872	77580	277.1
84	2100	66	1650	MMP-1884	77581	330.1
96	2400	78	1950	MMP-1896	79040	383.1
108	2700	90	2250	MMP-18108	91926	436.1
120	3000	102	2550	MMP-18120	91927	489.1

### Optional Mounting Kits

DESCRIPTION	ORDERING NUMBER	ITEM CODE	WT. LBS.
Optional Mounting Bar Kit *	MMBK	75830	19.5
Mounting Plate Kit * (2 plates)	MMPK	76537	140.0

\*Hardware Included

Lead time: 1 working day

Standard Lead time: 1 working day

Shaded items are made to order.

Lead time: 3 weeks

### Product Notes:


- Recommended for medium-duty conveyor applications. For abusive applications see the MHCP Heavy-Duty Cartridge Precleaner (p. 69).
- Material Path Option: Fit the blade width to the belt's material path. The material path is typically the center 2/3 of the belt width. In most cases a blade size of belt width minus 6" (150mm) may be the best solution.
- Each cleaner pole is retrofittable in blade sizes down to 18" (450mm) in 6" (150mm) increments.
- Pole Length: Belt width plus 54" (1350mm). For longer requirements see Installation Accessories – Pole Extender Kit (p. 157).
- Visual Tension Check: No guesswork on blade tensioning. Measure the spring and adjust to specified length per blade width to restore optimal tensioning.
- To make cleaner installation easier and quicker, see Optional Mounting Kits (p. 157).

# Product Ordering Information

**MMP**  
Stainless Steel Precleaner

## Belt Width Minus 6" (150mm)

BELT WIDTH		BLADE WIDTH		ORDERING NUMBER	ITEM CODE	WT. LBS.
in.	mm	in.	mm			
24	600	18	450	MMP-624-S/S	77424	159.4
30	750	24	600	MMP-630-S/S	77425	175.0
36	900	30	750	MMP-636-S/S	77426	190.6
42	1050	36	900	MMP-642-S/S	77427	206.2
48	1200	42	1050	MMP-648-S/S	77428	221.8
54	1350	48	1200	MMP-654-S/S	77429	237.4
60	1500	54	1350	MMP-660-S/S	77430	253.0
72	1800	66	1650	MMP-672-S/S	77431	291.1
84	2100	78	1950	MMP-684-S/S	77432	344.1
96	2400	90	2250	MMP-696-S/S	79035	397.1



## Belt Width Minus 12" (300mm)

BELT WIDTH		BLADE WIDTH		ORDERING NUMBER	ITEM CODE	WT. LBS.
in.	mm	in.	mm			
30	750	18	450	MMP-1230-S/S	77433	168.0
36	900	24	600	MMP-1236-S/S	77434	183.6
42	1050	30	750	MMP-1242-S/S	77435	199.2
48	1200	36	900	MMP-1248-S/S	77436	214.8
54	1350	42	1050	MMP-1254-S/S	77437	230.4
60	1500	48	1200	MMP-1260-S/S	77438	246.0
72	1800	60	1500	MMP-1272-S/S	77439	284.1
84	2100	72	1800	MMP-1284-S/S	77440	337.1
96	2400	84	2100	MMP-1296-S/S	79036	390.1

Shaded items are made to order.  
Lead time: 3 weeks

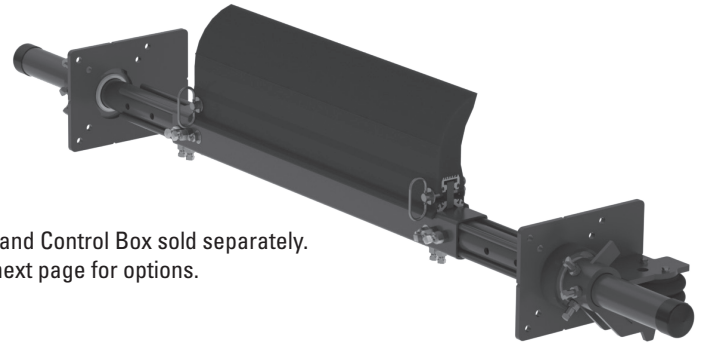
## Product Notes:

- Recommended for medium-duty conveyor applications, but in corrosive environments.
- Material Path Option: Fit the blade width to the belt's material path. The material path is typically the center 2/3 of the belt width. In most cases a blade size of belt width minus 6" (150mm) may be the best solution.
- Each cleaner pole is retrofittable for three blade sizes (belt width minus 6" (150mm), minus 12" (300mm) or minus 18" (450mm)).
- Pole Length: Belt width plus 54" (1350mm). For longer requirements see Installation Accessories – Pole Extender Kit (p. 157).
- Visual Tension Check: No guesswork on blade tensioning. Measure the spring and adjust to specified length per blade width to restore optimal tensioning.
- To make cleaner installation easier and quicker, see Optional Mounting Kits (p. 157).



# Product Ordering Information

## MMP Medium Mine-Duty Precleaner with Pneumatic Air Tensioner



Tank and Control Box sold separately.  
See next page for options.

### Belt Width Minus 6" (150mm)

BELT WIDTH		BLADE WIDTH		ORDERING NUMBER	ITEM CODE	WT. LBS.
in.	mm	in.	mm			
24	600	18	450	MMP-624P	78706	202.0
30	750	24	600	MMP-630P	78707	217.6
36	900	30	750	MMP-636P	78708	233.2
42	1050	36	900	MMP-642P	78709	248.8
48	1200	42	1050	MMP-648P	78710	264.4
54	1350	48	1200	MMP-654P	78711	280.0
60	1500	54	1350	MMP-660P	78712	295.6
72	1800	66	1650	MMP-672P	78713	333.7
84	2100	78	1950	MMP-684P	78714	386.7
96	2400	90	2250	MMP-696P	79037	439.7
108	2700	102	2550	MMP-6108P	90389	492.7
120	3000	114	2850	MMP-6120P	90390	545.7

### Belt Width Minus 12" (300mm)

BELT WIDTH		BLADE WIDTH		ORDERING NUMBER	ITEM CODE	WT. LBS.
in.	mm	in.	mm			
30	750	18	450	MMP-1230P	78715	210.6
36	900	24	600	MMP-1236P	78716	226.2
42	1050	30	750	MMP-1242P	78717	241.8
48	1200	36	900	MMP-1248P	78718	257.4
54	1350	42	1050	MMP-1254P	78719	273.0
60	1500	48	1200	MMP-1260P	78720	288.6
72	1800	60	1500	MMP-1272P	78721	326.7
84	2100	72	1800	MMP-1284P	78722	379.7
96	2400	84	2100	MMP-1296P	79038	432.7
108	2700	96	2400	MMP-12108P	90391	485.7
120	3000	108	2700	MMP-12120P	90392	538.7

### Belt Width Minus 18" (450mm)

BELT WIDTH		BLADE WIDTH		ORDERING NUMBER	ITEM CODE	WT. LBS.
in.	mm	in.	mm			
36	900	18	450	MMP-1836P	91995	219.2
42	1050	24	600	MMP-1842P	91996	234.4
48	1200	30	750	MMP-1848P	91997	250.4
54	1350	36	900	MMP-1854P	91998	266.0
60	1500	42	1050	MMP-1860P	91999	281.6
72	1800	54	1350	MMP-1872P	92000	319.7
84	2100	66	1650	MMP-1884P	92001	372.7
96	2400	78	1950	MMP-1896P	92002	425.7
108	2700	90	2250	MMP-18108P	92003	478.7
120	3000	102	2550	MMP-18120P	92004	531.7

### Belt Width Minus 24" (600mm)

BELT WIDTH		BLADE WIDTH		ORDERING NUMBER	ITEM CODE	WT. LBS.
in.	mm	in.	mm			
42	1050	18	450	MMP-2442P	92005	227.4
48	1200	24	600	MMP-2448P	92006	243.4
54	1350	30	750	MMP-2454P	92007	259.0
60	1500	36	900	MMP-2460P	92008	274.6
72	1800	48	1200	MMP-2472P	92009	312.7
84	2100	60	1500	MMP-2484P	92010	365.7
96	2400	72	1800	MMP-2496P	92011	418.7
108	2700	84	2100	MMP-24108P	92012	471.7
120	3000	96	2400	MMP-24120P	92013	524.7

Standard Lead time: 1 working day

Shaded items are made to order.

Lead time: 3 weeks

### Product Notes:

- Recommended for medium-duty conveyor applications. For abusive applications see MHCP Heavy-Duty Cartridge Precleaner (p. 69).
- Material Path Option: Fit the blade width to the belt's material path. The material path is typically the center 2/3 of the belt width. In most cases a blade size of belt width minus 6" (150mm) may be the best solution.
- Each cleaner pole is retrofittable for blade sizes down to 18" (450mm) in 6" (150mm) increments.
- Pole Length: Belt width plus 54" (1350mm). For longer requirements see Installation Accessories – Pole Extender Kit (p. 157).
- Pneumatic Air Tensioner used for constant, automatic tension throughout the life of the blades. Can be used with site-available air lines or with the add-on Control Box or Control Box/Tank Combo Kit.
- To make cleaner installation easier and quicker, see Optional Mounting Kits (p. 157).

# Product Ordering Information

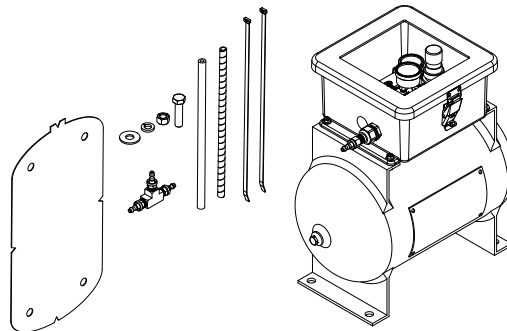
## Line Connections for Pneumatic Air Tensioner

### Control Box/Tank Combo Units for Closed System

DESCRIPTION	ORDERING NUMBER	ITEM CODE	WT. LBS.
Control Box/Tank Combo Unit for Precleaner - 60 PSI	PAT-C-60	108230	64.0
Control Box/Tank Combo Unit for Secondary Cleaner - 100 PSI	PAT-C-100	108231	64.0

#### Product Notes:

- For use with cleaners with new PAT systems.
- 150# pop-off valve for safe pressurizing/charging of Air Tank.
- ASME construction tank.
- Fully sealed enclosure includes all critical items - regulator, tank gauge, downstream gauge, schrader valve, in-line filter, downstream valve.

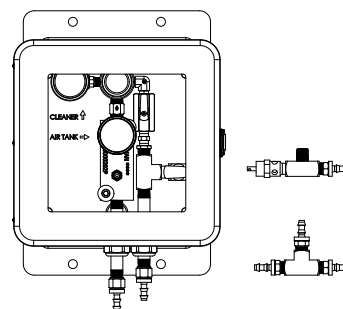


### Control Box for Legacy Tank

DESCRIPTION	ORDERING NUMBER	ITEM CODE	WT. LBS.
Control Box Kit for Precleaner - 60 PSI	PACB2-60	108228	13.6
Control Box Kit for Secondary Cleaner - 100 PSI	PACB2-100	108229	13.6

#### Product Notes:

- For use with Legacy PAT1/PAT2 tank systems ordered prior to January 2024.
- 150# pop-off valve for safe pressurizing/charging of Air Tank.
- May also be paired with Air Tank for Legacy Control Box if preferred.

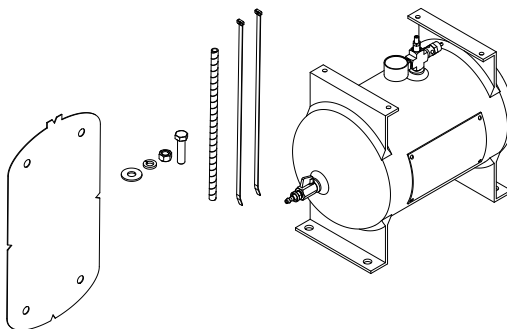


### Air Tank for Legacy Control Box

DESCRIPTION	ORDERING NUMBER	ITEM CODE	WT. LBS.
ASME Air Tank Kit	PAT-N	108232	47.3

#### Product Notes:

- For use with Legacy PACB60/PACB100 control boxes ordered prior to January 2024.
- 150# pop-off valve for safe pressurizing/charging of Air Tank.
- ASME construction tank.
- May also be paired with Control Box for Legacy Tank if preferred.



### Replacement Parts List

DESCRIPTION	ORDERING NUMBER	ITEM CODE	WT. LBS.
10' (3m) Hose Kit	PATHK	78794	1.5
Upgrade Fitting Kit (fill valve, push-on fittings, plugs)	AWTRK	79319	0.4


# TuffShear™ Replacement Blades

**MMP**  
Medium Mine-Duty Precleaner

## Standard TuffShear™ Blades

BLADE WIDTH		ORDERING NUMBER	ITEM CODE	WT. LBS.
in.	mm			
18	450	TRB18	76485	21.0
24	600	TRB24	76486	28.0
30	750	TRB30	76487	35.0
36	900	TRB36	76488	42.0
42	1050	TRB42	76489	49.0
48	1200	TRB48	76490	56.0
54	1350	TRB54	76491	63.0
60	1500	TRB60	76492	70.0
66	1650	TRB66	76493	77.0
72	1800	TRB72	76494	84.0
78	1950	TRB78	76697	91.0
84	2100	TRB84	77047	98.0
90	2250	TRB90	77048	105.0
96	2400	TRB96	90358	112.0
102	2550	TRB102	90359	119.0
108	2700	TRB108	90360	126.0
114	2850	TRB114	90361	133.0

Other blade sizes available upon request.  
Lead time: 1 working day



NOTE: TuffShear replacement blades will retrofit to Martin® QC® XHD Cleaners.

## High-Temp TuffShear™ Blades - Yellow

BLADE WIDTH		ORDERING NUMBER	ITEM CODE	WT. LBS.
in.	mm			
18	450	TRB-HT18	78754	21.0
24	600	TRB-HT24	78755	28.0
30	750	TRB-HT30	78756	35.0
36	900	TRB-HT36	78757	42.0
42	1050	TRB-HT42	78758	49.0
48	1200	TRB-HT48	78759	56.0
54	1350	TRB-HT54	78760	63.0
60	1500	TRB-HT60	78761	70.0
66	1650	TRB-HT66	78762	77.0
72	1800	TRB-HT72	78763	84.0
78	1950	TRB-HT78	78764	91.0
84	2100	TRB-HT84	78765	98.0
90	2250	TRB-HT90	78766	105.0
96	2400	TRB-HT96	92698	112.0
102	2550	TRB-HT102	92704	119.0
108	2700	TRB-HT108	92710	126.0
114	2850	TRB-HT114	92716	133.0

Other blade sizes available upon request.  
Lead time: 1 working day

## Ultra High-Temp TuffShear™ Blades - Red

BLADE WIDTH		ORDERING NUMBER	ITEM CODE	WT. LBS.
in.	mm			
18	450	TRB-UHT18	91865	21.0
24	600	TRB-UHT24	91866	28.0
30	750	TRB-UHT30	91867	35.0
36	900	TRB-UHT36	91868	42.0
42	1050	TRB-UHT42	91869	49.0
48	1200	TRB-UHT48	91870	56.0
54	1350	TRB-UHT54	91871	63.0
60	1500	TRB-UHT60	91872	70.0
66	1650	TRB-UHT66	91873	77.0
72	1800	TRB-UHT72	91874	84.0
78	1950	TRB-UHT78	91875	91.0
84	2100	TRB-UHT84	91876	98.0
90	2250	TRB-UHT90	91877	105.0
96	2400	TRB-UHT96	92782	112.0
102	2550	TRB-UHT102	92788	119.0
108	2700	TRB-UHT108	92794	126.0
114	2850	TRB-UHT114	92800	133.0

Lead time: 1 working day

## Product Notes:

- A molded-in wear line indicates when the blade is worn out and needs to be replaced.
- Faceted blade profile: Renews its cleaning edge as the blade wears.
- TuffShear™ blades are made of a special long-wearing polyurethane.
- Quick blade replacement: Pull one pin, remove the old blade and slide the new one in.

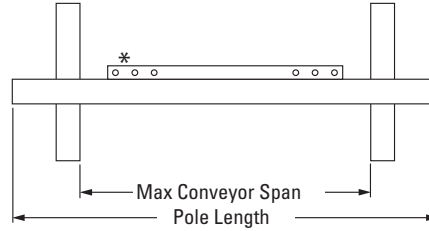
Martin® and QC® #1 are registered trademarks of Martin Engineering, Neponset, IL.

# Specifications & Guidelines

## Pole Length Specifications\*

CLEANER SIZE		MAX OVERALL POLE LENGTH		CENTER POLE LENGTH		MAXIMUM CONVEYOR SPAN	
in.	mm	in.	mm	in.	mm	in.	mm
24	600	78	1950	24	600	66	1650
30	750	84	2100	30	750	72	1800
36	900	90	2250	36	900	78	1950
42	1050	96	2400	42	1050	84	2100
48	1200	102	2550	48	1200	90	2250
54	1350	108	2700	54	1350	96	2400
60	1500	114	2850	60	1500	102	2550
72	1800	126	3150	72	1800	114	2850
84	2100	138	3450	84	2100	126	3150
96	2400	150	3750	96	2400	138	3450
108	2700	162	4050	108	2700	150	3750
120	3000	174	4350	120	3000	162	4050

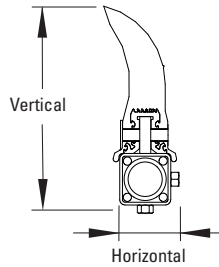
\* For special extra long pole length requirements a Pole Extender Kit (#76024) is available that provides 30" (750mm) of extended pole length. (p. 157).  
Pole Diameter – 2-7/8" (73mm)



\*Each pole size can be used with a blade size down to 18" (450mm) in 6" (150mm) increments.

## Clearance Guidelines for Installation

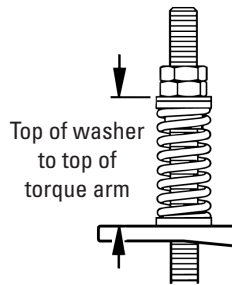
HORIZONTAL CLEARANCE REQUIRED		VERTICAL CLEARANCE REQUIRED	
in.	mm	in.	mm
4	100	13	325



## Spring Length Chart

Blade Width	Purple Springs	White Springs	Gold Springs	Silver Springs
18"	4 3/8"	6"	N/A	N/A
24"	N/A	5 3/4"	6"	N/A
30"	N/A	5 1/2"	5 7/8"	N/A
36"	N/A	5 3/8"	5 3/4"	N/A
42"	N/A	5 1/8"	5 5/8"	6 1/8"
48"	N/A	5"	5 5/8"	6 1/8"
54"	N/A	4 3/4"	5 1/2"	6"
60"	N/A	4 1/2"	5 3/8"	6"
66"	N/A	N/A	5 1/4"	5 7/8"
72"	N/A	N/A	5 1/8"	5 7/8"
78"	N/A	N/A	5"	5 3/4"
84"	N/A	N/A	4 7/8"	5 3/4"
90"	N/A	N/A	N/A	5 3/4"
96"	N/A	N/A	N/A	5 5/8"
102"	N/A	N/A	N/A	5 5/8"
108"	N/A	N/A	N/A	5 1/2"
114"	N/A	N/A	N/A	5 1/2"

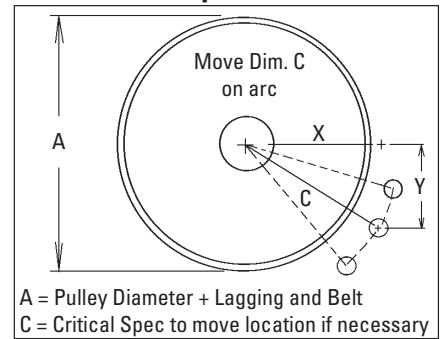
Shading indicates preferred spring option.



## Specifications:

- Maximum Belt Speed ..... 1000 FPM (5M/sec)
- Temperature Rating (TuffShear)..... -30 to 180°F (-35 to 82°C)
- Temperature Rating (TuffShear High Temp)..... Up to 275°F (135°C) with spikes to 325°F (164°C)
- Minimum Pulley Diameter..... 16" (400mm)
- Blade Height..... 10" (250mm)
- Usable Blade Wear Length..... 6" (150mm)
- Blade Material ..... Polyurethane (proprietary blend for abrasion resistance and long wear)
- Available for Belt Widths ..... 24 to 120" (600 to 3000mm).  
Other sizes available upon request.
- CEMA Cleaner Rating ..... Class 4

## Pole Location Specs



## Pole Location Chart

A	X	Y	C
16"	8 1/8"	12"	14 1/2"
17"	8 3/4"	12"	14 7/8"
18"	9 1/4"	12"	15 1/8"
19"	9 3/4"	12"	15 1/2"
20"	10 3/8"	12"	15 7/8"
21"	11"	12"	16 1/4"
22"	11 1/2"	12"	16 5/8"
23"	12"	12"	17"
24"	12 5/8"	12"	17 3/8"
25"	13 1/8"	12"	17 3/4"
26"	13 5/8"	12"	18 1/8"
27"	14 1/8"	12"	18 1/2"
28"	14 5/8"	12"	18 7/8"
29"	15 1/4"	12"	19 3/8"
30"	15 5/8"	12"	19 3/4"
31"	16 1/8"	12"	20 1/8"
32"	16 3/4"	12"	20 5/8"
33"	17 1/4"	12"	21"
34"	17 3/4"	12"	21 3/8"
35"	18 1/4"	12"	21 7/8"
36"	18 3/4"	12"	22 1/4"
37"	19 3/8"	12"	22 3/4"
38"	19 3/4"	12"	23 1/8"
39"	20 3/8"	12"	23 5/8"
40"	20 3/4"	12"	24"
41"	21 3/8"	12"	24 1/2"
42"	21 7/8"	12"	25"
43"	22 1/2"	12"	25 1/2"
44"	23 1/8"	12"	26"
45"	23 5/8"	12"	26 1/2"
46"	24 1/8"	12"	27"
47"	24 3/4"	12"	27 1/2"
48"	25 1/4"	12"	28"

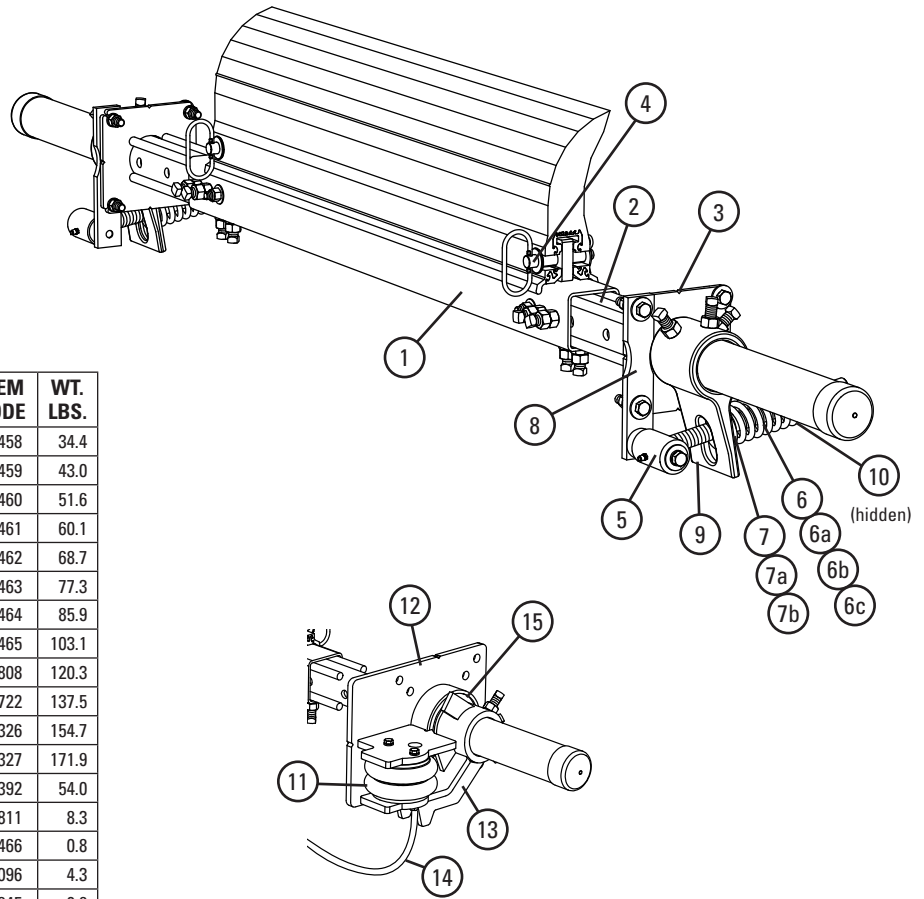
## Pressure Chart

Blade Width	PSI
18"	5#
24"	6#
32"	8#
36"	9#
42"	11#
48"	13#
54"	14#
60"	16#
66"	17#
72"	19#
78"	21#
84"	22#
90"	24#

PSI setting is based on the belt width.

# Replacement Parts List

## MMP Medium Mine-Duty Precleaner



### Replacement Parts

REF	DESCRIPTION	ORDERING NUMBER	ITEM CODE	WT. LBS.
1	24" (600mm) Center Pole	MMPCP24	76458	34.4
	30" (750mm) Center Pole	MMPCP30	76459	43.0
	36" (900mm) Center Pole	MMPCP36	76460	51.6
	42" (1050mm) Center Pole	MMPCP42	76461	60.1
	48" (1200mm) Center Pole	MMPCP48	76462	68.7
	54" (1350mm) Center Pole	MMPCP54	76463	77.3
	60" (1500mm) Center Pole	MMPCP60	76464	85.9
	72" (1800mm) Center Pole	MMPCP72	76465	103.1
	84" (2100mm) Center Pole	MMPCP84	76808	120.3
	96" (2400mm) Center Pole	MMPCP96	77722	137.5
	108" (2700mm) Center Pole	MMPCP108	90326	154.7
120" (3000mm) Center Pole	MMPCP120	90327	171.9	
2	Extender Pole Kit (2 ea.)	MHP-EP	76392	54.0
3	Mounting Plate Kit* (2 ea.)	MSPMPK	75811	8.3
4	Blade Pin Kit* (1 ea.)	MMPBPK	76466	0.8
5	Pivot Arm Kit* (1 ea.)	QMTPAK	76096	4.3
6	Tension Spring - Purple (1 ea.)	QMTS-P	75845	0.6
6a	Tension Spring - White (1 ea.)	PSTS-W	75898	1.7
6b	Tension Spring - Gold (1 ea.)	QMTS-G	76484	2.5
6c	Tension Spring - Silver (1 ea.)	PSTS-S	75899	3.0
7	Bushing Kit - Purple (2 ea.)	QMTBK-P	76097	0.1
7a	Bushing Kit - White & Silver (2 ea.)	QMTBK-W	76098	0.2
7b	Bushing Kit - Gold (2 ea.)	QMTBK-G	76540	0.3
8	Pivot Shaft Bracket Kit* (1 ea.)	QMTPSBK	76099	4.3
9	Torsion Arm Kit* (1 ea.)	PSTA	75896	11.4
10	Jam Nut Kit, QMT Tensioner	JNK-C	79893	0.3
-	QMT Spring Tensioner* - Purple (incl. (1) ea. items 5, 6, 7, 8, & 9)	QMT-P	76074	20.4
-	QMT Spring Tensioner* - White (incl. (1) ea. items 5, 6a, 7a, 8, & 9)	QMT-W	76075	21.8
-	QMT Spring Tensioner* - Gold (incl. (1) ea. items 5, 6b, 7b, 8, & 9)	QMT-G	76483	23.2
-	QMT Spring Tensioner* - Silver (incl. (1) ea. items 5, 6c, 7a, 8 & 9)	QMT-S	79039	20.3
11	Air/Water Bag (1 ea.)	AWTB	75905	3.8
12	Mounting Base (1 ea.)	AWTMB	75906	22.9
13	Torque Arm* (1 ea.)	AWTA	75907	11.6
14	Hose Kit (50' of hose & (6) hose clamps)	AWTHK	75909	6.7
15	AWT Pole Bearing Assy (for cleaners shipped after 4/2016)	AWTPBA	90000	2.3
-	AWT Air/Water Tensioner (incl. (2) ea. items 11,12, 13 & 14)	AWTNCB	76069	75.2

\*Hardware Included

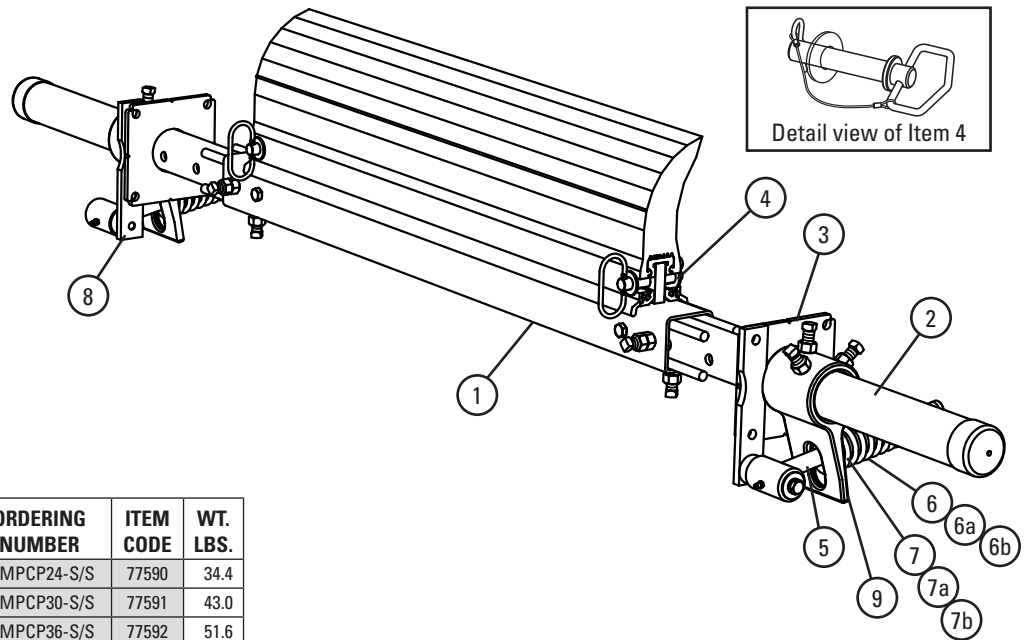
Lead Time: 1 working day

### Spring Tensioner Selection Chart

CLEANER BLADE WIDTH	76074 QMT-P	76075 QMT-W	76483 QMT-G	79039 QMT-S
TuffShear™ 18–24" (450–600mm)	X			
TuffShear™ 30–48" (750–1200mm)		X		
TuffShear™ 54–78" (1350–1950mm)			X	
TuffShear™ 84–90" (2100–2250mm)				X

# Replacement Parts List

**MMP**  
Stainless Steel Precleaner



## Replacement Parts

REF	DESCRIPTION	ORDERING NUMBER	ITEM CODE	WT. LBS.
1	24" (600mm) SS Center Pole	MMPCP24-S/S	77590	34.4
	30" (750mm) SS Center Pole	MMPCP30-S/S	77591	43.0
	36" (900mm) SS Center Pole	MMPCP36-S/S	77592	51.6
	42" (1050mm) SS Center Pole	MMPCP42-S/S	77593	60.1
	48" (1200mm) SS Center Pole	MMPCP48-S/S	77594	68.7
	54" (1350mm) SS Center Pole	MMPCP54-S/S	77595	77.3
	60" (1500mm) SS Center Pole	MMPCP60-S/S	77596	85.9
	72" (1800mm) SS Center Pole	MMPCP72-S/S	77597	103.1
	84" (2100mm) SS Center Pole	MMPCP84-S/S	77598	120.3
	96" (2400mm) SS Center Pole	MMPCP96-S/S	78686	137.5
2	SS Extender Pole Kit (2 ea.)	MHP-EP-S/S	77599	54.0
3	SS Mounting Plate Kit* (2 ea.)	MSPMPK-S/S	77582	8.3
4	SS Blade Pin Kit* (1 ea.)	MMPBPK-S/S	77600	0.8
5	SS Pivot Arm Kit* (1 ea.)	QMTPAK-S/S	77587	4.3
6	SS Tension Spring—Purple (1 ea.)	QMTS-P-S/S	77450	0.6
6a	SS Tension Spring—White (1 ea.)	QMTS-W-S/S	77451	1.7
6b	SS Tension Spring—Gold (1 ea.)	QMTS-G-S/S	77452	2.5
6c	SS Tension Spring—Silver (1 ea.)	QMTS-S-S/S	79056	3.1
7	Bushing Kit – Purple (2 ea.)	QMTBK-P	76097	0.1
7a	Bushing Kit – White and Silver (2 ea.)	QMTBK-W	76098	0.2
7b	Bushing Kit – Gold (2 ea.)	QMTBK-G	76540	0.3
8	SS Pivot Shaft Bracket Kit* (1 ea.)	QMTPSBK-S/S	77588	4.3
9	SS Torsion Arm Kit* (1 ea.)	PSTA-S/S	77442	11.4
-	SS QMT Spring Tensioner*—Purple (incl. (1) ea. items 5, 6, 7, 8, & 9)	QMT-P-S/S	77584	20.4
-	SS QMT Spring Tensioner*—White (incl. (1) ea. items 5, 6a, 7a, 8, & 9)	QMT-W-S/S	77585	21.8
-	SS QMT Spring Tensioner*—Gold (incl. (1) ea. items 5, 6b, 7b, 8, & 9)	QMT-G-S/S	77586	23.2
-	SS QMT Spring Tensioner*—Silver (incl. (1) ea. items 5, 6c, 7a, 8 & 9)	QMT-S-S/S	79059	24.6

\*Hardware Included

Lead Time: 1 working day


Shaded items are made to order.  
Lead time: 3 weeks

## Spring Tensioner Selection Chart

CLEANER BLADE WIDTH	77584 QMT-P- S/S	77585 QMT-W- S/S	77586 QMT-G- S/S	79059 QMT-S- S/S
TuffShear™ 18–24" (450–600mm)	X			
TuffShear™ 30–48" (750–1200mm)		X		
TuffShear™ 54–78" (1350–1950mm)			X	
TuffShear™ 84"–90" (2100–2250mm)				X



# Product Ordering Information



## Belt Width Minus 6" (150mm)

BELT WIDTH		BLADE WIDTH		ORDERING NUMBER	ITEM CODE	WT. LBS.
in.	mm	in.	mm			
48	1200	42	1050	MMP-648-UG	91943	293.1
54	1350	48	1200	MMP-654-UG	91944	307.1
60	1500	54	1350	MMP-660-UG	91945	321.1
72	1800	66	1650	MMP-672-UG	91946	379.0
84	2100	78	1950	MMP-684-UG	91947	432.8
96	2400	90	2250	MMP-696-UG	91948	487.6
108	2700	102	2550	MMP-6108-UG	91949	541.4
120	3000	114	2850	MMP-6120-UG	91950	595.2

## Belt Width Minus 12" (300mm)

BELT WIDTH		BLADE WIDTH		ORDERING NUMBER	ITEM CODE	WT. LBS.
in.	mm	in.	mm			
48	1200	36	900	MMP-1248-UG	91951	286.1
54	1350	42	1050	MMP-1254-UG	91952	300.1
60	1500	48	1200	MMP-1260-UG	91953	314.1
72	1800	60	1500	MMP-1272-UG	91954	372.0
84	2100	72	1800	MMP-1284-UG	91955	425.8
96	2400	84	2100	MMP-1296-UG	91956	480.6
108	2700	96	2400	MMP-12108-UG	91957	534.4
120	3000	108	2700	MMP-12120-UG	91958	588.2

## Belt Width Minus 18" (450mm)

BELT WIDTH		BLADE WIDTH		ORDERING NUMBER	ITEM CODE	WT. LBS.
in.	mm	in.	mm			
48	1200	30	750	MMP-1848-UG	91959	279.1
54	1350	36	900	MMP-1854-UG	91960	293.1
60	1500	42	1050	MMP-1860-UG	91961	307.1
72	1800	54	1350	MMP-1872-UG	91962	365.0
84	2100	66	1650	MMP-1884-UG	91963	418.8
96	2400	78	1950	MMP-1896-UG	91964	473.6
108	2700	90	2250	MMP-18108-UG	91965	527.4
120	3000	102	2550	MMP-18120-UG	91966	581.2

## Belt Width Minus 24" (600mm)

BELT WIDTH		BLADE WIDTH		ORDERING NUMBER	ITEM CODE	WT. LBS.
in.	mm	in.	mm			
48	1200	24	600	MMP-2448-UG	91967	272.1
54	1350	30	750	MMP-2454-UG	91968	286.1
60	1500	36	900	MMP-2460-UG	91969	300.1
72	1800	48	1200	MMP-2472-UG	91970	358.0
84	2100	60	1500	MMP-2484-UG	91971	411.8
96	2400	72	1800	MMP-2496-UG	91972	466.6
108	2700	84	2100	MMP-24108-UG	91973	520.4
120	3000	96	2400	MMP-24120-UG	91974	574.2

## Belt Width Minus 30" (750mm)

BELT WIDTH		BLADE WIDTH		ORDERING NUMBER	ITEM CODE	WT. LBS.
in.	mm	in.	mm			
48	1200	18	450	MMP-3048-UG	91975	265.1
54	1350	24	600	MMP-3054-UG	91976	279.1
60	1500	30	750	MMP-3060-UG	91977	293.1
72	1800	42	1050	MMP-3072-UG	91978	351.0
84	2100	54	1350	MMP-3084-UG	91979	404.8
96	2400	66	1650	MMP-3096-UG	91980	459.6
108	2700	78	1950	MMP-30108-UG	91981	513.4
120	3000	90	2250	MMP-30120-UG	91982	567.2

## Belt Width Minus 36" (900mm)

BELT WIDTH		BLADE WIDTH		ORDERING NUMBER	ITEM CODE	WT. LBS.
in.	mm	in.	mm			
54	1350	18	450	MMP-3654-UG	91983	272.1
60	1500	24	600	MMP-3660-UG	91984	286.1
72	1800	36	900	MMP-3672-UG	91985	344.0
84	2100	48	1200	MMP-3684-UG	91986	397.8
96	2400	60	1500	MMP-3696-UG	91987	452.6
108	2700	72	1800	MMP-36108-UG	91988	506.4
120	3000	84	2100	MMP-36120-UG	91989	560.2

Standard Lead time: 1 working day

Shaded items are made to order.

Lead time: 3 weeks

## Product Notes:

- Recommended for medium-duty conveyor applications. For abusive applications see the MHCP Heavy-Duty Cartridge Precleaner (p. 69).
- Material Path Option: Fit the blade width to the belt's material path. The material path is typically the center 2/3 of the belt width. In most cases a blade size of belt width minus 6" (150mm) may be the best solution.
- Each cleaner pole is retrofittable in blade sizes down to 18" (450mm) in 6" (150mm) increments.
- Pole Length: Belt width plus 96" (2400mm). For longer requirements see Installation Accessories – Pole Extender Kit (p. 157).
- Visual Tension Check: No guesswork on blade tensioning. Measure the spring and adjust to specified length per blade width to restore optimal tensioning.
- To make cleaner installation easier and quicker, see Optional Mounting Kits (p. 157).

## Optional Mounting Kits


DESCRIPTION	ORDERING NUMBER	ITEM CODE	WT. LBS.
Optional Mounting Bar Kit *	MMBK	75830	19.5
Mounting Plate Kit * (2 plates)	MMPK	76537	140.0

\*Hardware Included



# Product Ordering Information

## MMP Underground Precleaner with Pneumatic Air Tensioner



Tank and Control Box sold separately.  
See next page for options.

### Belt Width Minus 6" (150mm)

BELT WIDTH		BLADE WIDTH		ORDERING NUMBER	ITEM CODE	WT. LBS.
in.	mm	in.	mm			
48	1200	42	1050	MMP-648P-UG	92014	335.7
54	1350	48	1200	MMP-654P-UG	92015	349.7
60	1500	54	1350	MMP-660P-UG	92016	363.7
72	1800	66	1650	MMP-672P-UG	92017	421.6
84	2100	78	1950	MMP-684P-UG	92018	475.4
96	2400	90	2250	MMP-696P-UG	92019	530.2
108	2700	102	2550	MMP-6108P-UG	92020	584.0
120	3000	114	2850	MMP-6120P-UG	92021	637.8

### Belt Width Minus 12" (300mm)

BELT WIDTH		BLADE WIDTH		ORDERING NUMBER	ITEM CODE	WT. LBS.
in.	mm	in.	mm			
48	1200	36	900	MMP-1248P-UG	92022	328.7
54	1350	42	1050	MMP-1254P-UG	92023	342.7
60	1500	48	1200	MMP-1260P-UG	92024	356.7
72	1800	60	1500	MMP-1272P-UG	92025	414.6
84	2100	72	1800	MMP-1284P-UG	92026	468.4
96	2400	84	2100	MMP-1296P-UG	92027	523.2
108	2700	96	2400	MMP-12108P-UG	92028	577.0
120	3000	108	2700	MMP-12120P-UG	92029	630.8

### Belt Width Minus 18" (450mm)

BELT WIDTH		BLADE WIDTH		ORDERING NUMBER	ITEM CODE	WT. LBS.
in.	mm	in.	mm			
48	1200	30	750	MMP-1848P-UG	92030	321.7
54	1350	36	900	MMP-1854P-UG	92031	335.7
60	1500	42	1050	MMP-1860P-UG	92032	349.7
72	1800	54	1350	MMP-1872P-UG	92033	407.6
84	2100	66	1650	MMP-1884P-UG	92034	461.4
96	2400	78	1950	MMP-1896P-UG	92035	516.2
108	2700	90	2250	MMP-18108P-UG	92036	570.0
120	3000	102	2550	MMP-18120P-UG	92037	623.8

### Belt Width Minus 24" (600mm)

BELT WIDTH		BLADE WIDTH		ORDERING NUMBER	ITEM CODE	WT. LBS.
in.	mm	in.	mm			
48	1200	24	600	MMP-2448P-UG	92038	314.7
54	1350	30	750	MMP-2454P-UG	92039	328.7
60	1500	36	900	MMP-2460P-UG	92040	342.7
72	1800	48	1200	MMP-2472P-UG	92041	400.6
84	2100	60	1500	MMP-2484P-UG	92042	454.4
96	2400	72	1800	MMP-2496P-UG	92043	509.2
108	2700	84	2100	MMP-24108P-UG	92044	563.0
120	3000	96	2400	MMP-24120P-UG	92045	616.8

### Belt Width Minus 30" (750mm)

BELT WIDTH		BLADE WIDTH		ORDERING NUMBER	ITEM CODE	WT. LBS.
in.	mm	in.	mm			
48	1200	18	450	MMP-3048P-UG	92046	307.7
54	1350	24	600	MMP-3054P-UG	92047	321.7
60	1500	30	750	MMP-3060P-UG	92048	335.7
72	1800	42	1050	MMP-3072P-UG	92049	393.6
84	2100	54	1350	MMP-3084P-UG	92050	447.4
96	2400	66	1650	MMP-3096P-UG	92051	502.2
108	2700	78	1950	MMP-30108P-UG	92052	556.0
120	3000	90	2250	MMP-30120P-UG	92053	609.8

### Belt Width Minus 36" (900mm)

BELT WIDTH		BLADE WIDTH		ORDERING NUMBER	ITEM CODE	WT. LBS.
in.	mm	in.	mm			
54	1350	18	450	MMP-3654P-UG	92054	314.7
60	1500	24	600	MMP-3660P-UG	92055	328.7
72	1800	36	900	MMP-3672P-UG	92056	386.6
84	2100	48	1200	MMP-3684P-UG	92057	440.4
96	2400	60	1500	MMP-3696P-UG	92058	495.2
108	2700	72	1800	MMP-36108P-UG	92059	549.0
120	3000	84	2100	MMP-36120P-UG	92060	602.8

Standard Lead time: 1 working day

Shaded items are made to order.

Lead time: 3 weeks

### Product Notes:

- Recommended for medium-duty conveyor applications. For abusive applications see the MHCP Heavy-Duty Cartridge Precleaner (69).
- Material Path Option: Fit the blade width to the belt's material path. The material path is typically the center 2/3 of the belt width. In most cases a blade size of belt width minus 6" (150mm) may be the best solution.
- Each cleaner pole is retrofittable in blade sizes down to 18" (450mm) in 6" (150mm) increments.
- Pole Length: Belt width plus 96" (2400mm). For longer requirements see Installation Accessories – Pole Extender Kit (p. 157).
- Check tension from regulator in control box. Adjust according to air tension per blade width for optimal tensioning.
- To make cleaner installation easier and quicker, see Optional Mounting Kits (p. 157).

### Optional Mounting Kits

DESCRIPTION	ORDERING NUMBER	ITEM CODE	WT. LBS.
Optional Mounting Bar Kit *	MMBK	75830	19.5
Mounting Plate Kit * (2 plates)	MMPK	76537	140.0

\*Hardware Included

# Product Ordering Information

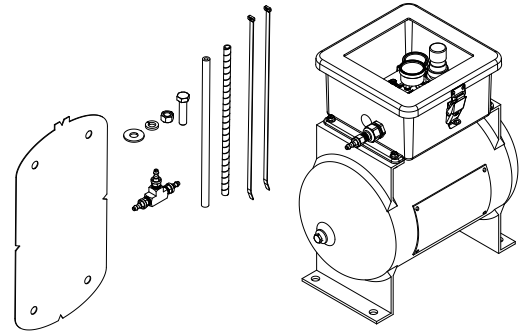
## Line Connections for Pneumatic Air Tensioner

### Control Box/Tank Combo Units for Closed System

DESCRIPTION	ORDERING NUMBER	ITEM CODE	WT. LBS.
Control Box/Tank Combo Unit for Precleaner - 60 PSI	PAT-C-60	108230	64.0
Control Box/Tank Combo Unit for Secondary Cleaner - 100 PSI	PAT-C-100	108231	64.0

#### Product Notes:

- For use with cleaners with new PAT systems.
- 150# pop-off valve for safe pressurizing/charging of Air Tank.
- ASME construction tank.
- Fully sealed enclosure includes all critical items - regulator, tank gauge, downstream gauge, schrader valve, in-line filter, downstream valve.

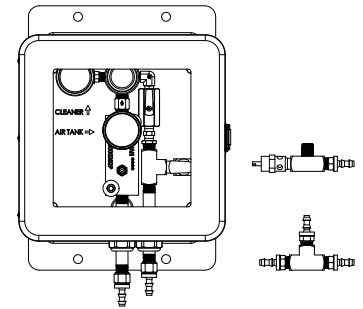


### Control Box for Legacy Tank

DESCRIPTION	ORDERING NUMBER	ITEM CODE	WT. LBS.
Control Box Kit for Precleaner - 60 PSI	PACB2-60	108228	13.6
Control Box Kit for Secondary Cleaner - 100 PSI	PACB2-100	108229	13.6

#### Product Notes:

- For use with Legacy PAT1/PAT2 tank systems ordered prior to January 2024.
- 150# pop-off valve for safe pressurizing/charging of Air Tank.
- May also be paired with Air Tank for Legacy Control Box if preferred.

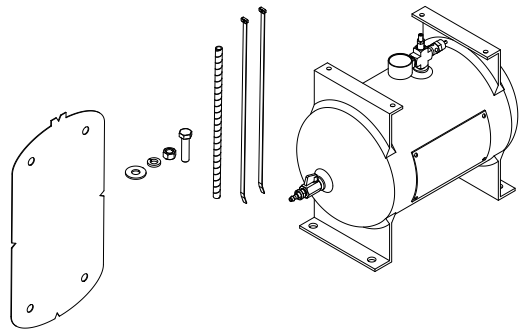


### Air Tank for Legacy Control Box

DESCRIPTION	ORDERING NUMBER	ITEM CODE	WT. LBS.
ASME Air Tank Kit	PAT-N	108232	47.3

#### Product Notes:

- For use with Legacy PACB60/PACB100 control boxes ordered prior to January 2024.
- 150# pop-off valve for safe pressurizing/charging of Air Tank.
- ASME construction tank.
- May also be paired with Control Box for Legacy Tank if preferred.



### Replacement Parts List

DESCRIPTION	ORDERING NUMBER	ITEM CODE	WT. LBS.
10' (3m) Hose Kit	PATHK	78794	1.5
Upgrade Fitting Kit (fill valve, push-on fittings, plugs)	AWTRK	79319	0.4


# TuffShear™ Replacement Blades

## MMP Underground Precleaner with Portable Air Tensioner

### Standard TuffShear™ Blades

BLADE WIDTH		ORDERING NUMBER	ITEM CODE	WT. LBS.
in.	mm			
18	450	TRB18	76485	21.0
24	600	TRB24	76486	28.0
30	750	TRB30	76487	35.0
36	900	TRB36	76488	42.0
42	1050	TRB42	76489	49.0
48	1200	TRB48	76490	56.0
54	1350	TRB54	76491	63.0
60	1500	TRB60	76492	70.0
66	1650	TRB66	76493	77.0
72	1800	TRB72	76494	84.0
78	1950	TRB78	76697	91.0
84	2100	TRB84	77047	98.0
90	2250	TRB90	77048	105.0
96	2400	TRB96	90358	112.0
102	2550	TRB102	90359	119.0
108	2700	TRB108	90360	126.0
114	2850	TRB114	90361	133.0

Other blade sizes available upon request.  
Lead time: 1 working day



NOTE: TuffShear replacement blades will retrofit to Martin® QC® XHD Cleaners.

### High-Temp TuffShear™ Blades - Yellow

BLADE WIDTH		ORDERING NUMBER	ITEM CODE	WT. LBS.
in.	mm			
18	450	TRB-HT18	78754	21.0
24	600	TRB-HT24	78755	28.0
30	750	TRB-HT30	78756	35.0
36	900	TRB-HT36	78757	42.0
42	1050	TRB-HT42	78758	49.0
48	1200	TRB-HT48	78759	56.0
54	1350	TRB-HT54	78760	63.0
60	1500	TRB-HT60	78761	70.0
66	1650	TRB-HT66	78762	77.0
72	1800	TRB-HT72	78763	84.0
78	1950	TRB-HT78	78764	91.0
84	2100	TRB-HT84	78765	98.0
90	2250	TRB-HT90	78766	105.0
96	2400	TRB-HT96	92698	112.0
102	2550	TRB-HT102	92704	119.0
108	2700	TRB-HT108	92710	126.0
114	2850	TRB-HT114	92716	133.0

Other blade sizes available upon request.  
Lead time: 1 working day

### Ultra High-Temp TuffShear™ Blades - Red

BLADE WIDTH		ORDERING NUMBER	ITEM CODE	WT. LBS.
in.	mm			
18	450	TRB-UHT18	91865	21.0
24	600	TRB-UHT24	91866	28.0
30	750	TRB-UHT30	91867	35.0
36	900	TRB-UHT36	91868	42.0
42	1050	TRB-UHT42	91869	49.0
48	1200	TRB-UHT48	91870	56.0
54	1350	TRB-UHT54	91871	63.0
60	1500	TRB-UHT60	91872	70.0
66	1650	TRB-UHT66	91873	77.0
72	1800	TRB-UHT72	91874	84.0
78	1950	TRB-UHT78	91875	91.0
84	2100	TRB-UHT84	91876	98.0
90	2250	TRB-UHT90	91877	105.0
96	2400	TRB-UHT96	92782	112.0
102	2550	TRB-UHT102	92788	119.0
108	2700	TRB-UHT108	92794	126.0
114	2850	TRB-UHT114	92800	133.0

Lead time: 1 working day

### Product Notes:

- A molded-in wear line indicates when the blade is worn out and needs to be replaced.
- Faceted blade profile: Renews its cleaning edge as the blade wears.
- TuffShear™ blades are made of a special long-wearing polyurethane.
- Quick blade replacement: Pull one pin, remove the old blade and slide the new one in.

Martin® and QC® #1 are registered trademarks of Martin Engineering, Neponset, IL.

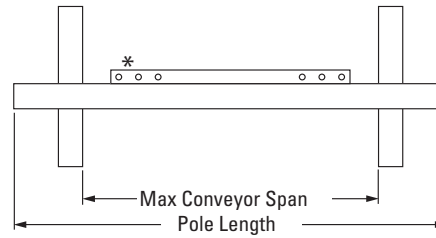
# Specifications & Guidelines

# MMP Underground Precleaner with Portable Air Tensioner

## Pole Length Specifications\*

CLEANER SIZE		MAX OVERALL POLE LENGTH		CENTER POLE LENGTH		MAXIMUM CONVEYOR SPAN	
in.	mm	in.	mm	in.	mm	in.	mm
48	1200	144	3600	54	1350	132	3300
54	1350	150	3750	60	1500	138	3450
60	1500	156	3900	66	1650	144	3600
72	1800	168	4200	78	1950	156	3900
84	2100	180	4500	90	2250	168	4200
96	2400	192	4800	102	2550	180	4500
108	2700	204	5100	114	2850	192	4800
120	3000	216	4350	126	3150	204	5100

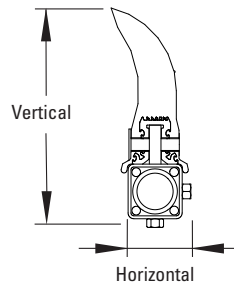
\* For special extra long pole length requirements a Pole Extender Kit (#76024) is available that provides 30" (750mm) of extended pole length. (p. 157). Pole Diameter – 2-7/8" (73mm)



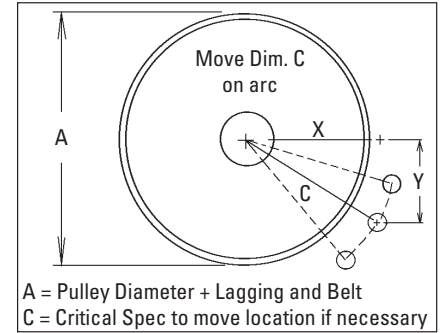
\*Each pole size can be used with a blade size down to 18" (450mm) in 6" (150mm) increments

## Clearance Guidelines for Installation

HORIZONTAL CLEARANCE REQUIRED		VERTICAL CLEARANCE REQUIRED	
in.	mm	in.	mm
4	100	13	325



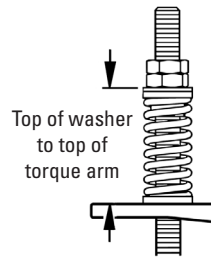
## Pole Location Specs



## QMT Spring Length Chart

Blade Width	Purple Springs	White Springs	Gold Springs	Silver Springs
18"	4 3/8"	6"	N/A	N/A
24"	N/A	5 3/4"	6"	N/A
30"	N/A	5 1/2"	5 7/8"	N/A
36"	N/A	5 3/8"	5 3/4"	N/A
42"	N/A	5 1/8"	5 5/8"	6 1/8"
48"	N/A	5"	5 5/8"	6 1/8"
54"	N/A	4 3/4"	5 1/2"	6"
60"	N/A	4 1/2"	5 3/8"	6"
66"	N/A	N/A	5 1/4"	5 7/8"
72"	N/A	N/A	5 1/8"	5 7/8"
78"	N/A	N/A	5"	5 3/4"
84"	N/A	N/A	4 7/8"	5 3/4"
90"	N/A	N/A	N/A	5 3/4"
96"	N/A	N/A	N/A	5 5/8"
102"	N/A	N/A	N/A	5 5/8"
108"	N/A	N/A	N/A	5 1/2"
114"	N/A	N/A	N/A	5 1/2"

Shading indicates preferred spring option.



## Pressure Chart

Blade Width	PSI
18"	5#
24"	6#
32"	8#
36"	9#
42"	11#
48"	13#
54"	14#
60"	16#
66"	17#
72"	19#
78"	21#
84"	22#
90"	24#

PSI setting is based on the belt width.

## Pole Location Chart

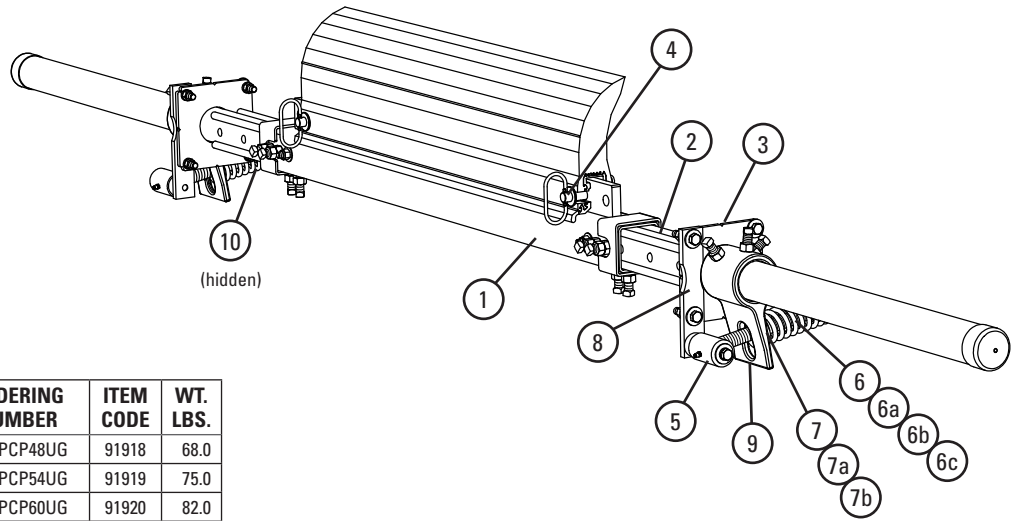
A	X	Y	C
16"	8 1/8"	12"	14 1/2"
17"	8 3/4"	12"	14 7/8"
18"	9 1/4"	12"	15 1/8"
19"	9 3/4"	12"	15 1/2"
20"	10 3/8"	12"	15 7/8"
21"	11"	12"	16 1/4"
22"	11 1/2"	12"	16 5/8"
23"	12"	12"	17"
24"	12 5/8"	12"	17 3/8"
25"	13 1/8"	12"	17 3/4"
26"	13 5/8"	12"	18 1/8"
27"	14 1/8"	12"	18 1/2"
28"	14 5/8"	12"	18 7/8"
29"	15 1/4"	12"	19 3/8"
30"	15 5/8"	12"	19 3/4"
31"	16 1/8"	12"	20 1/8"
32"	16 3/4"	12"	20 5/8"
33"	17 1/4"	12"	21"
34"	17 3/4"	12"	21 3/8"
35"	18 1/4"	12"	21 7/8"
36"	18 3/4"	12"	22 1/4"
37"	19 3/8"	12"	22 3/4"
38"	19 3/4"	12"	23 1/8"
39"	20 3/8"	12"	23 5/8"
40"	20 3/4"	12"	24"
41"	21 3/8"	12"	24 1/2"
42"	21 7/8"	12"	25"
43"	22 1/2"	12"	25 1/2"
44"	23 1/8"	12"	26"
45"	23 5/8"	12"	26 1/2"
46"	24 1/8"	12"	27"
47"	24 3/4"	12"	27 1/2"
48"	25 1/4"	12"	28"

## Specifications:

- Maximum Belt Speed .....1000 FPM (5M/sec)
- Temperature Rating (TuffShear).....-30 to 180°F (-35 to 82°C)
- Temperature Rating (TuffShear High Temp).....Up to 275°F (135°C) with spikes to 325°F (164°C)
- Minimum Pulley Diameter.....16" (400mm)
- Blade Height.....10" (250mm)
- Usable Blade Wear Length.....6" (150mm)
- Blade Material .....Polyurethane (proprietary blend for abrasion resistance and long wear)
- Available for Belt Widths .....48 to 120" (1200 to 3000mm).  
Other sizes available upon request.
- CEMA Cleaner Rating .....Class 4

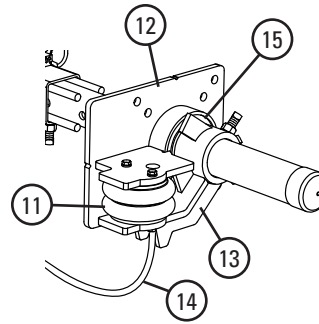
# Replacement Parts List

**MMP**  
Underground Precleaner



## Replacement Parts

REF	DESCRIPTION	ORDERING NUMBER	ITEM CODE	WT. LBS.
1	48" (1200mm) UG Center Pole	MMPCP48UG	91918	68.0
	54" (1350mm) UG Center Pole	MMPCP54UG	91919	75.0
	60" (1500mm) UG Center Pole	MMPCP60UG	91920	82.0
	72" (1800mm) UG Center Pole	MMPCP72UG	91921	119.0
	84" (2100mm) UG Center Pole	MMPCP84UG	91922	137.0
	96" (2400mm) UG Center Pole	MMPCP96UG	91923	156.0
	108" (2700mm) UG Center Pole	MMPCP108UG	91924	174.0
	120" (3000mm) UG Center Pole	MMPCP120UG	91925	192.0
2	Extender Pole HD Kit (2 ea.)	MHP-EPHD-54	91347	126.0
3	Mounting Plate Kit* (2 ea.)	MSPMPK	75811	8.3
4	Blade Pin Kit* (1 ea.)	MMPBPK	76466	0.8
5	Pivot Arm Kit* (1 ea.)	QMTPAK	76096	4.3
6	Tension Spring—Purple (1 ea.)	QMTS-P	75845	0.6
6a	Tension Spring—White (1 ea.)	PSTS-W	75898	1.7
6b	Tension Spring—Gold (1 ea.)	QMTS-G	76484	2.5
6c	Tension Spring—Silver (1 ea.)	PSTS-S	75899	3.0
7	Bushing Kit—Purple (2 ea.)	QMTBK-P	76097	0.1
7a	Bushing Kit—White & Silver (2 ea.)	QMTBK-W	76098	0.2
7b	Bushing Kit—Gold (2 ea.)	QMTBK-G	76540	0.3
8	Pivot Shaft Bracket Kit* (1 ea.)	QMTPSBK	76099	4.3
9	Torsion Arm Kit* (1 ea.)	PSTA	75896	11.4
10	Jam Nut Kit, QMT Tensioner	JNK-C	79893	0.3
-	QMT Spring Tensioner*—Purple (incl. (1) ea. items 5, 6, 7, 8, & 9)	QMT-P	76074	20.4
-	QMT Spring Tensioner*—White (incl. (1) ea. items 5, 6a, 7a, 8, & 9)	QMT-W	76075	21.8
-	QMT Spring Tensioner*—Gold (incl. (1) ea. items 5, 6b, 7b, 8, & 9)	QMT-G	76483	23.2
-	QMT Spring Tensioner*—Silver (incl. (1) ea. items 5, 6c, 7a, 8 & 9)	QMT-S	79039	20.3
11	Air/Water Bag (1 ea.)	AWTB	75905	3.8
12	Mounting Base (1 ea.)	AWTMB	75906	22.9
13	Torque Arm* (1 ea.)	AWTA	75907	11.6
14	Hose Kit (50' of hose & (6) hose clamps)	AWTHK	75909	6.7
15	AWT Pole Bearing Assy (for cleaners shipped after 4/2016)	AWTPBA	90000	2.3
-	AWT Air/Water Tensioner (incl. (2) ea. items 11,12, 13 & 14)	AWTNCB	76069	75.2




## Spring Tensioner Selection Chart

CLEANER BLADE WIDTH	76074 QMT-P	76075 QMT-W	76483 QMT-G	79039 QMT-S
TuffShear 18–24" (450–600mm)	X			
TuffShear 30–48" (750–1200mm)		X		
TuffShear 54–78" (1350–1950mm)			X	
TuffShear 84–114" (2100–2850mm)				X

\*Hardware Included  
Lead Time: 1 working day

# Product Ordering Information

# MHP Mine Tough Heavy-Duty Precleaner



## Belt Width Minus 6" (150mm)

BELT WIDTH		BLADE WIDTH		ORDERING NUMBER	ITEM CODE	WT. LBS
in.	mm	in.	mm			
24	600	18	450	MHP-624	77703	249.4
30	750	24	600	MHP-630	77704	267.6
36	900	30	750	MHP-636	77705	285.8
42	1050	36	900	MHP-642	77706	304.0
48	1200	42	1050	MHP-648	77707	322.2
54	1350	48	1200	MHP-654	77708	341.7
60	1500	54	1350	MHP-660	77709	359.9
72	1800	66	1650	MHP-672	77710	396.4
84	2100	78	1950	MHP-684	77711	432.9
96	2400	90	2250	MHP-696	77712	469.4
108	2700	102	2550	MHP-6108	90151	505.9
120	3000	114	2850	MHP-6120	90152	542.4

## Belt Width Minus 12" (300mm)

BELT WIDTH		BLADE WIDTH		ORDERING NUMBER	ITEM CODE	WT. LBS
in.	mm	in.	mm			
30	750	18	450	MHP-1230	77713	258.0
36	900	24	600	MHP-1236	77714	276.2
42	1050	30	750	MHP-1242	77715	294.3
48	1200	36	900	MHP-1248	77716	312.6
54	1350	42	1050	MHP-1254	77717	330.8
60	1500	48	1200	MHP-1260	77718	350.3
72	1800	60	1500	MHP-1272	77719	386.8
84	2100	72	1800	MHP-1284	77720	432.2
96	2400	84	2100	MHP-1296	77721	477.6
108	2700	96	2400	MHP-12108	90153	496.3
120	3000	108	2700	MHP-12120	90154	532.8

## Belt Width Minus 18" (450mm)

BELT WIDTH		BLADE WIDTH		ORDERING NUMBER	ITEM CODE	WT. LBS
in.	mm	in.	mm			
36	900	18	450	MHP-1836	78591	266.6
42	1050	24	600	MHP-1842	78592	284.7
48	1200	30	750	MHP-1848	78593	302.9
54	1350	36	900	MHP-1854	78594	321.2
60	1500	42	1050	MHP-1860	78595	339.4
72	1800	54	1350	MHP-1872	78596	377.1
84	2100	66	1650	MHP-1884	78597	413.6
96	2400	78	1950	MHP-1896	78598	450.1
108	2700	90	2250	MHP-18108	90155	486.7
120	3000	102	2550	MHP-18120	90156	523.2

## Belt Width Minus 24" (600mm)

BELT WIDTH		BLADE WIDTH		ORDERING NUMBER	ITEM CODE	WT. LBS
in.	mm	in.	mm			
42	1050	18	450	MHP-2442	78669	275.1
48	1200	24	600	MHP-2448	78670	293.3
54	1350	30	750	MHP-2454	78671	311.5
60	1500	36	900	MHP-2460	78672	329.8
72	1800	48	1200	MHP-2472	78673	367.5
84	2100	60	1500	MHP-2484	78674	404.0
96	2400	72	1800	MHP-2496	78675	440.4
108	2700	84	2100	MHP-24108	90157	477.1
120	3000	96	2400	MHP-24120	90158	513.6

Standard Lead time: 1 working day

Shaded items are made to order.  
Lead time: 3 weeks

## Optional Mounting Kits

DESCRIPTION	ORDERING NUMBER	ITEM CODE	WT. LBS.
Optional Mounting Bar Kit *	MMBK	75830	19.5
Mounting Plate Kit * (2 plates)	MMPK	76537	140.0

\*Hardware Included  
Lead time: 1 working day


## Product Notes:

- Recommended for heavy-duty conveyor applications.
- Material Path Option: Fit the blade width to the belt's material path. The material path is typically the center 2/3 of the belt width. In most cases a blade size of belt width minus 6" may be the best solution.
- Each cleaner pole is retrofittable for blade sizes down to 18" (450mm) in 6" (150mm) increments.
- Pole Length: Belt width plus 54" (1350mm). For longer requirements see Installation Accessories - Pole Extender Kit (p. 157).
- Visual Tension Check: No guesswork on blade tensioning. Measure the spring and adjust to specified length per blade width to restore optimal tensioning.
- To make cleaner installation easier and quicker, see Optional Mounting Kits (p. 157).



# Product Ordering Information

## MHP Mine Tough Heavy-Duty Precleaner with Pneumatic Air Tensioner



Tank and Control Box sold separately.  
See next page for options.

### Belt Width Minus 6" (150mm)

BELT WIDTH		BLADE WIDTH		ORDERING NUMBER	ITEM CODE	WT. LBS
in.	mm	in.	mm			
24	600	18	450	MHP-624P	78599	249.6
30	750	24	600	MHP-630P	78600	267.8
36	900	30	750	MHP-636P	78601	286.0
42	1050	36	900	MHP-642P	78602	304.2
48	1200	42	1050	MHP-648P	78603	322.4
54	1350	48	1200	MHP-654P	78604	340.6
60	1500	54	1350	MHP-660P	78605	358.8
72	1800	66	1650	MHP-672P	78606	395.3
84	2100	78	1950	MHP-684P	78607	431.8
96	2400	90	2250	MHP-696P	78608	468.3
108	2700	102	2550	MHP-6108P	90159	506.1
120	3000	114	2850	MHP-6120P	90160	542.6

### Belt Width Minus 12" (300mm)

BELT WIDTH		BLADE WIDTH		ORDERING NUMBER	ITEM CODE	WT. LBS
in.	mm	in.	mm			
30	750	18	450	MHP-1230P	78609	258.2
36	900	24	600	MHP-1236P	78610	276.4
42	1050	30	750	MHP-1242P	78611	294.5
48	1200	36	900	MHP-1248P	78612	312.8
54	1350	42	1050	MHP-1254P	78613	331.0
60	1500	48	1200	MHP-1260P	78614	349.2
72	1800	60	1500	MHP-1272P	78615	385.7
84	2100	72	1800	MHP-1284P	78616	422.1
96	2400	84	2100	MHP-1296P	78617	458.5
108	2700	96	2400	MHP-12108P	90161	496.5
120	3000	108	2700	MHP-12120P	90162	533.0

### Belt Width Minus 18" (450mm)

BELT WIDTH		BLADE WIDTH		ORDERING NUMBER	ITEM CODE	WT. LBS
in.	mm	in.	mm			
36	900	18	450	MHP-1836P	78618	266.8
42	1050	24	600	MHP-1842P	78619	284.9
48	1200	30	750	MHP-1848P	78620	303.1
54	1350	36	900	MHP-1854P	78621	321.4
60	1500	42	1050	MHP-1860P	78622	339.6
72	1800	54	1350	MHP-1872P	78623	376.0
84	2100	66	1650	MHP-1884P	78624	412.5
96	2400	78	1950	MHP-1896P	78625	449.0
108	2700	90	2250	MHP-18108P	90163	486.9
120	3000	102	2550	MHP-18120P	90164	523.4

### Belt Width Minus 24" (600mm)

BELT WIDTH		BLADE WIDTH		ORDERING NUMBER	ITEM CODE	WT. LBS
in.	mm	in.	mm			
42	1050	18	450	MHP-2442P	78676	275.3
48	1200	24	600	MHP-2448P	78677	293.5
54	1350	30	750	MHP-2454P	78678	311.7
60	1500	36	900	MHP-2460P	78679	330.0
72	1800	48	1200	MHP-2472P	78680	366.4
84	2100	60	1500	MHP-2484P	78681	402.9
96	2400	72	1800	MHP-2496P	78682	439.3
108	2700	84	2100	MHP-24108P	90165	477.3
120	3000	96	2400	MHP-24120P	90166	513.8

Standard Lead time: 1 working day

Shaded items are made to order.

Lead time: 3 weeks

### Product Notes:

- Recommended for heavy-duty conveyor applications.
- Material Path Option: Fit the blade width to the belt's material path. The material path is typically the center 2/3 of the belt width. In most cases a blade size of belt width minus 6" (150mm) may be the best solution.
- Each cleaner pole is retrofittable for blade sizes down to 18" (450mm) in 6" (150mm) increments.
- Pole Length: Belt width plus 54" (1350mm). For longer requirements see Installation Accessories – Pole Extender Kit (p. 157).
- Check tension from regulator in control box. Adjust according to air tension per blade width for optimal tensioning.
- To make cleaner installation easier and quicker, see Optional Mounting Kits (p. 157).



# Product Ordering Information

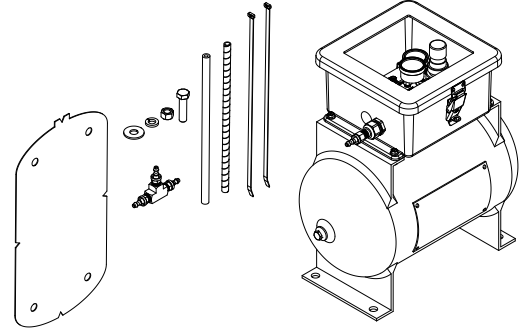
## Line Connections for Pneumatic Air Tensioner

### Control Box/Tank Combo Units for Closed System

DESCRIPTION	ORDERING NUMBER	ITEM CODE	WT. LBS.
Control Box/Tank Combo Unit for Precleaner - 60 PSI	PAT-C-60	108230	64.0
Control Box/Tank Combo Unit for Secondary Cleaner - 100 PSI	PAT-C-100	108231	64.0

#### Product Notes:

- For use with cleaners with new PAT systems.
- 150# pop-off valve for safe pressurizing/charging of Air Tank.
- ASME construction tank.
- Fully sealed enclosure includes all critical items - regulator, tank gauge, downstream gauge, schrader valve, in-line filter, downstream valve.

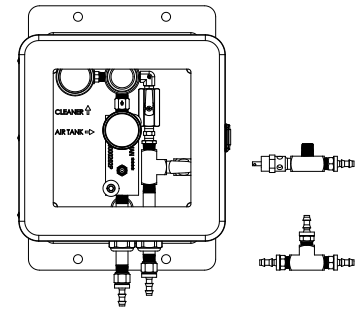


### Control Box for Legacy Tank

DESCRIPTION	ORDERING NUMBER	ITEM CODE	WT. LBS.
Control Box Kit for Precleaner - 60 PSI	PACB2-60	108228	13.6
Control Box Kit for Secondary Cleaner - 100 PSI	PACB2-100	108229	13.6

#### Product Notes:

- For use with Legacy PAT1/PAT2 tank systems ordered prior to January 2024.
- 150# pop-off valve for safe pressurizing/charging of Air Tank.
- May also be paired with Air Tank for Legacy Control Box if preferred.

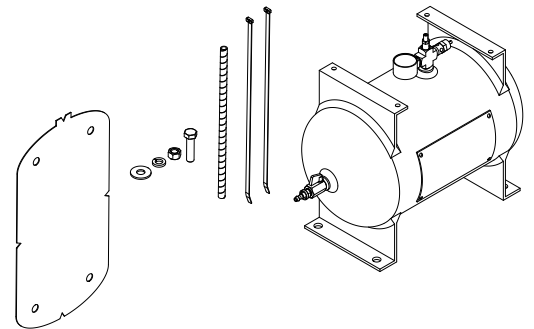


### Air Tank for Legacy Control Box

DESCRIPTION	ORDERING NUMBER	ITEM CODE	WT. LBS.
ASME Air Tank Kit	PAT-N	108232	47.3

#### Product Notes:

- For use with Legacy PACB60/PACB100 control boxes ordered prior to January 2024.
- 150# pop-off valve for safe pressurizing/charging of Air Tank.
- ASME construction tank.
- May also be paired with Control Box for Legacy Tank if preferred.



### Replacement Parts List

DESCRIPTION	ORDERING NUMBER	ITEM CODE	WT. LBS.
10' (3m) Hose Kit	PATHK	78794	1.5
Upgrade Fitting Kit (fill valve, push-on fittings, plugs)	AWTRK	79319	0.4

# Product Ordering Information

## MegaShear™ Replacement Blades

### Standard MegaShear™ Blades

BLADE WIDTH		ORDERING NUMBER	ITEM CODE	WT. LBS
in.	mm			
18	450	MRB18	77531	28.9
24	600	MRB24	77532	38.5
30	750	MRB30	77533	48.1
36	900	MRB36	77534	57.8
42	1050	MRB42	77535	67.4
48	1200	MRB48	77536	77.0
54	1350	MRB54	77537	86.6
60	1500	MRB60	77538	96.3
66	1650	MRB66	77539	105.9
72	1800	MRB72	77540	115.5
78	1950	MRB78	77541	125.1
84	2100	MRB84	77542	134.7
90	2250	MRB90	77543	144.3
96	2400	MRB96	77544	153.9
102	2550	MRB102	77545	163.5
108	2700	MRB108	77546	173.1
114	2850	MRB114	77547	182.7

Other blade sizes available upon request.  
Lead time: 1 working day



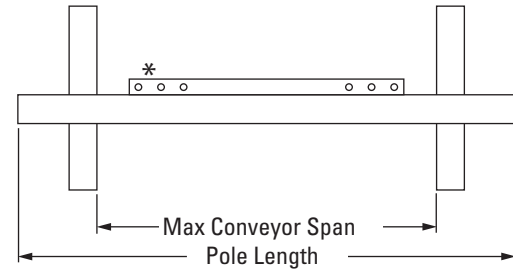
### Product Notes:

- A molded-in wear line indicates when the blade is worn out and needs to be replaced.
- Faceted blade profile: Renews its cleaning edge as the blade wears.
- MegaShear™ blades are made of a special long-wearing polyurethane.
- Quick blade replacement: Pull one pin, remove the old blade and slide the new one in.

# Specifications & Guidelines

## Pole Length Specifications\*

CLEANER SIZE		MAX OVERALL POLE LENGTH		CENTER POLE LENGTH		MAXIMUM CONVEYOR SPAN	
in.	mm	in.	mm	in.	mm	in.	mm
24	600	78	1950	24	600	66	1650
30	750	84	2100	30	750	72	1800
36	900	90	2250	36	900	78	1950
42	1050	96	2400	42	1050	84	2100
48	1200	102	2550	48	1200	90	2250
54	1350	108	2700	54	1350	96	2400
60	1500	114	2850	60	1500	102	2550
72	1800	126	3150	72	1800	114	2850
84	2100	138	3450	84	2100	126	3150
96	2400	150	3750	96	2400	138	3450
108	2700	162	4050	108	2700	150	3750
120	3000	174	4350	120	3000	162	4050

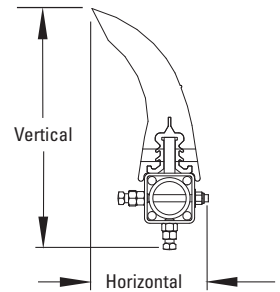


\*Each pole size can be used with a blade size down to 18" (450mm) in 6" (150mm) increments

\* For special extra long pole length requirements a Pole Extender Kit (#76024) is available that provides 30' (750mm) of extended pole length. Pole Diameter – 2-7/8" (73mm). (p. 157)

## Clearance Guidelines for Installation

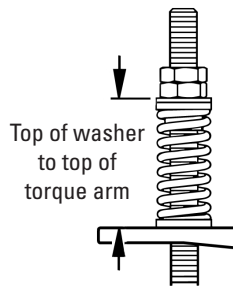
HORIZONTAL CLEARANCE REQUIRED		VERTICAL CLEARANCE REQUIRED	
in.	mm	in.	mm
8	200	19.5	488



## PST Spring Length Chart

Blade Width		White Springs		Silver Springs		Red Springs	
in.	mm	in.	mm	in.	mm	in.	mm
18	450	5 5/8	143	N/A	N/A	N/A	N/A
24	600	5 3/8	137	6 1/4	159	N/A	N/A
30	750	5	127	6 1/8	156	6 1/4	159
36	900	4 3/4	121	6	152	6 1/4	159
42	1050	N/A	N/A	6	152	6 1/8	156
48	1200	N/A	N/A	5 7/8	149	6 1/8	156
54	1350	N/A	N/A	5 3/4	146	6	152
60	1500	N/A	N/A	5 5/8	143	6	152
66	1650	N/A	N/A	5 5/8	143	5 7/8	149
72	1800	N/A	N/A	5 1/2	140	5 7/8	149
78	1950	N/A	N/A	5 3/8	137	5 3/4	146
84	2100	N/A	N/A	N/A	N/A	5 3/4	146
90	2250	N/A	N/A	N/A	N/A	5 5/8	143
96	2400	N/A	N/A	N/A	N/A	5 5/8	143
102	2550	N/A	N/A	N/A	N/A	5 1/2	140
108	2700	N/A	N/A	N/A	N/A	5 1/2	140
114	2850	N/A	N/A	N/A	N/A	5 3/8	137

Shading indicates preferred spring option.



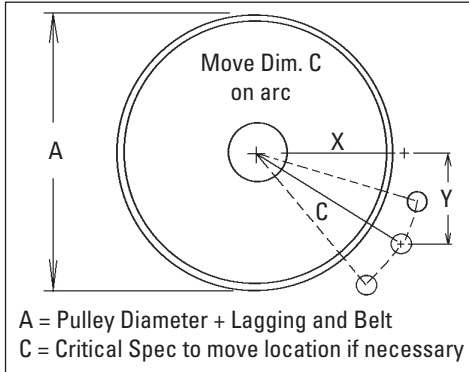
## Pressure Chart (PAT)

Blade Width	PSI
18"	8#
24"	10#
30"	13#
36"	15#
42"	18#
48"	20#
54"	23#
60"	25#
66"	28#
72"	31#
78"	33#
84"	36#
90"	38#
96"	41#
102"	43#
108"	46#
114"	48#

## Specifications:

- Maximum Belt Speed .....1500 FPM (7.5M/sec)
- Temperature Rating .....-30 to 180°F (-35 to 82°C)
- Minimum Pulley Diameter.....20" (500mm)
- Blade Height.....12.25" (306mm)
- Usable Blade Wear Length.....8" (200mm)
- Blade Material .....Polyurethane 83 durometer (proprietary blend for abrasion resistance and long wear)
- Available for Belt Widths .....24 to 120" (600 to 3000mm). Other sizes available upon request.
- CEMA Cleaner Rating .....Class 5

## Pole Location Specs



**X & Y Chart for Pole Location**

Pulley Diameter (including belt and lagging)	X	Y	C
20"	10"	14-3/8"	17-1/2"
21"	10-1/2"	14-3/8"	17-3/4"
22"	11"	14-3/8"	18-1/8"
23"	11-1/2"	14-3/8"	18-3/8"
24"	12"	14-3/8"	18-3/4"
25"	12-1/2"	14-3/8"	19"
26"	13"	14-3/8"	19-3/8"
27"	13-1/2"	14-3/8"	19-3/4"
28"	14"	14-3/8"	20-1/8"
29"	14-1/2"	14-3/8"	20-3/8"
30"	15"	14-3/8"	20-3/4"
31"	15-1/2"	14-3/8"	21-1/8"
32"	16"	14-3/8"	21-1/2"
33"	16-1/2"	14-3/8"	21-7/8"
34"	17"	14-3/8"	22-1/4"
35"	17-1/2"	14-3/8"	22-5/8"
36"	18"	14-3/8"	23"
37"	18-1/2"	14-3/8"	23-3/8"
38"	19"	14-3/8"	23-7/8"
39"	19-1/2"	14-3/8"	24-1/4"
40"	20"	14-3/8"	24-5/8"
41"	20-1/2"	14-3/8"	25"
42"	21"	14-3/8"	25-1/2"
43"	21-1/2"	14-3/8"	25-7/8"
44"	22"	14-3/8"	26-1/2"

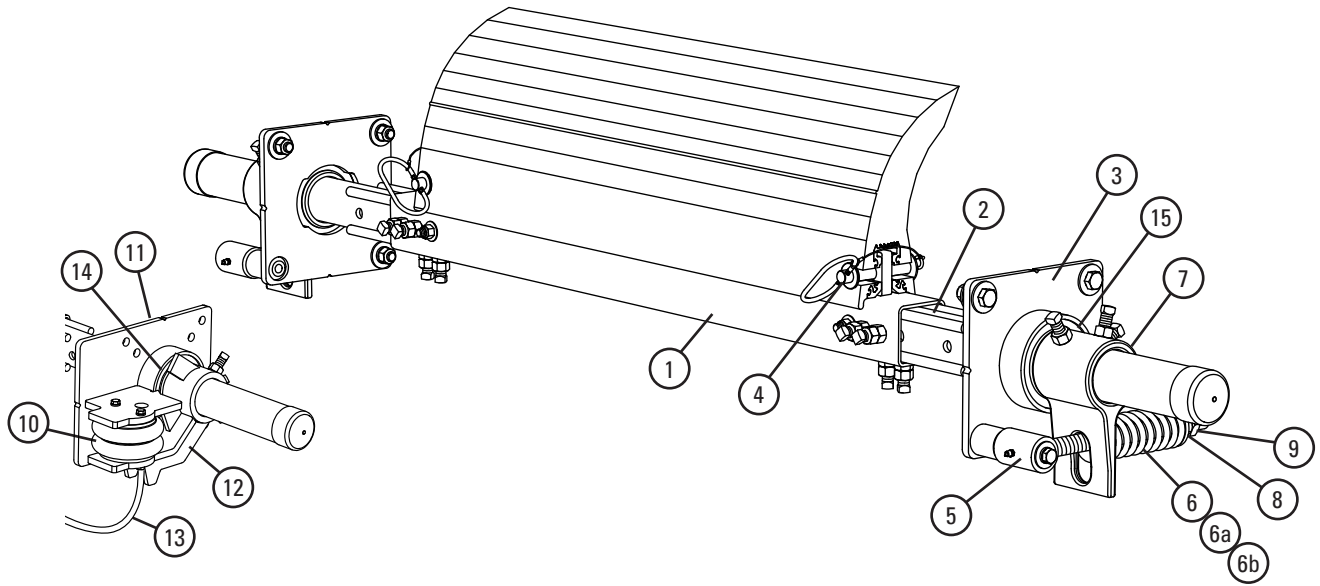
**X & Y Chart for Pole Location**

Pulley Diameter (including belt and lagging)	X	Y	C
45"	22-1/2"	14-3/8"	27"
46"	23"	14-3/8"	27 1/2"
47"	23-1/2"	14-3/8"	28"
48"	24"	14-3/8"	28 1/2"
49"	24-5/8"	14-3/8"	29"
50"	25-1/8"	14-3/8"	29 1/2"
51"	25-3/4"	14-3/8"	30"
52"	26-3/8"	14-3/8"	30 1/2"
53"	26-7/8"	14-3/8"	31"
54"	27-1/2"	14-3/8"	31 1/2"
55"	28-1/8"	14-3/8"	32"
56"	28-5/8"	14-3/8"	32 1/2"
57"	29-1/8"	14-3/8"	33"
58"	29-3/4"	14-3/8"	33 1/2"
59"	30-1/4"	14-3/8"	34"
60"	30-7/8"	14-3/8"	34 1/2"
61"	31-3/8"	14-3/8"	35"
62"	31-7/8"	14-3/8"	35 1/2"
63"	32-1/2"	14-3/8"	36"
64"	33"	14-3/8"	36 1/2"
65"	33-1/2"	14-3/8"	37"
66"	34-1/8"	14-3/8"	37 1/2"
67"	34-5/8"	14-3/8"	38"
68"	35-1/8"	14-3/8"	38 1/2"
69"	35-3/4"	14-3/8"	39"

**X & Y Chart for Pole Location**

Pulley Diameter (including belt and lagging)	X	Y	C
70"	36-1/4"	14-3/8"	39 1/2"
71"	36-3/4"	14-3/8"	40"
72"	37-3/8"	14-3/8"	40 1/2"
73"	37-7/8"	14-3/8"	41"
74"	38-3/8"	14-3/8"	41 1/2"
75"	38-7/8"	14-3/8"	42"
76"	39-1/2"	14-3/8"	42 1/2"
77"	40"	14-3/8"	43"
78"	40-1/2"	14-3/8"	43 1/2"
79"	41"	14-3/8"	44"
80"	41-5/8"	14-3/8"	44 1/2"
81"	42-1/8"	14-3/8"	45"
82"	42-5/8"	14-3/8"	45 1/2"
83"	43-1/8"	14-3/8"	46"
84"	43-3/4"	14-3/8"	46 1/2"

# Replacement Parts List



## Replacement Parts

REF	DESCRIPTION	ORDERING NUMBER	ITEM CODE	WT. LBS.
1	24" (600mm) Center Pole	MMPCP24	76458	34.4
	30" (750mm) Center Pole	MMPCP30	76459	43.0
	36" (900mm) Center Pole	MMPCP36	76460	51.6
	42" (1050mm) Center Pole	MMPCP42	76461	60.1
	48" (1200mm) Center Pole	MMPCP48	76462	68.7
	54" (1350mm) Center Pole	MMPCP54	76463	77.3
	60" (1500mm) Center Pole	MMPCP60	76464	85.9
	72" (1800mm) Center Pole	MMPCP72	76465	103.1
	84" (2100mm) Center Pole	MMPCP84	76808	120.3
	96" (2400mm) Center Pole	MMPCP96	77722	137.5
	108" (2700mm) Center Pole	MMPCP108	90326	154.7
	120" (3000mm) Center Pole	MMPCP120	90327	171.9
2	Extender Pole Kit (2 ea.)	MHP-EP	76392	54.0
3	Mounting Plate Kit* (2 ea.)	MHPMPK	77727	44.4
4	Blade Pin Kit* (1 ea.)	MHPBPK	77728	0.8
5	Torque Pivot Kit* (1 ea.)	PTPK	75897	7.0
6	Tension Spring – White (1 ea.)	PSTS-W	75898	1.7
6a	Tension Spring – Silver (1 ea.)	PSTS-S	75899	3.0
6b	Tension Spring – Red (1 ea.)	PSTS-R	77726	4.3
7	Torque Arm Kit* (1 ea.)	PSTA	75896	11.4
8	Bushing Kit (2 ea.)	QMTBK-W	76098	0.2
9	Jam Nut Kit PST Tensioner	JNK-D	79894	0.3
-	PST Spring Tensioner* – White (incl. (2) ea. items 3, 5, 6, 7, & 8)	PST2-W	77723	86.1
-	PST Spring Tensioner* – Silver (incl. (2) ea. items 3, 5, 6a, 7, & 8)	PST2-S	77724	87.4
-	PST Spring Tensioner* – Red (incl. (2) ea. items 3, 5, 6b, 7 & 8)	PST2-R	77725	88.8

\*Hardware Included  
Lead time: 1 working day

## PAT Replacement Parts

REF	DESCRIPTION	ORDERING NUMBER	ITEM CODE	WT. LBS.
10	Air/Water Bag (1 ea.)	AWTB	75905	3.8
11	Mounting Base (1 ea.)	AWTMB	75906	22.9
12	Torque Arm* (1 ea.)	AWTA	75907	11.6
13	Hose Kit (50' of hose & (6) hose clamps)	AWTHK	75909	6.7
14	Pole Bearing Assy (for cleaners shipped after 4/2016)	AWTPBA	90000	2.3
-	AWT Air/Water Tensioner (incl. (2) ea. items 10, 11, 12 & (1) ea. item 13)	AWTNB	76069	75.2


\*Hardware Included  
Lead time: 1 working day

## Spring Tensioner Selection Chart

CLEANER BLADE WIDTH	77723 PST2-W	77724 PST2-S	77725 PST2-R
MegaShear 18–42" (450–1050mm)	X		
MegaShear 48–78" (1200–1950mm)		X	
MegaShear 84–114" (2100–2850mm)			X

# Product Ordering Information

**MHP**  
Underground Precleaner



## Belt Width Minus 6" (150mm)

BELT WIDTH		BLADE WIDTH		ORDERING NUMBER	ITEM CODE	WT. LBS.
in.	mm	in.	mm			
48	1200	42	1050	MHP-648-UG	92061	393.5
54	1350	48	1200	MHP-654-UG	92062	411.4
60	1500	54	1350	MHP-660-UG	92063	428.0
72	1800	66	1650	MHP-672-UG	92064	484.3
84	2100	78	1950	MHP-684-UG	92065	521.6
96	2400	90	2250	MHP-696-UG	92066	559.9
108	2700	102	2550	MHP-6108-UG	92067	597.2
120	3000	114	2850	MHP-6120-UG	103283	634.5

## Belt Width Minus 12" (300mm)

BELT WIDTH		BLADE WIDTH		ORDERING NUMBER	ITEM CODE	WT. LBS.
in.	mm	in.	mm			
48	1200	36	900	MHP-1248-UG	92068	383.9
54	1350	42	1050	MHP-1254-UG	92069	400.5
60	1500	48	1200	MHP-1260-UG	92070	418.4
72	1800	60	1500	MHP-1272-UG	92071	474.7
84	2100	72	1800	MHP-1284-UG	92072	520.9
96	2400	84	2100	MHP-1296-UG	92073	568.1
108	2700	96	2400	MHP-12108-UG	92074	587.6
120	3000	108	2700	MHP-12120-UG	103367	624.9

## Belt Width Minus 18" (450mm)

BELT WIDTH		BLADE WIDTH		ORDERING NUMBER	ITEM CODE	WT. LBS.
in.	mm	in.	mm			
48	1200	30	750	MHP-1848-UG	92075	374.2
54	1350	36	900	MHP-1854-UG	92076	390.9
60	1500	42	1050	MHP-1860-UG	92077	407.5
72	1800	54	1350	MHP-1872-UG	92078	465.0
84	2100	66	1650	MHP-1884-UG	92079	502.3
96	2400	78	1950	MHP-1896-UG	92080	540.6
108	2700	90	2250	MHP-18108-UG	92081	578.0
120	3000	102	2550	MHP-18120-UG	92082	615.3

## Belt Width Minus 24" (600mm)

BELT WIDTH		BLADE WIDTH		ORDERING NUMBER	ITEM CODE	WT. LBS.
in.	mm	in.	mm			
48	1200	24	600	MHP-2448-UG	92083	364.6
54	1350	30	750	MHP-2454-UG	92084	381.2
60	1500	36	900	MHP-2460-UG	92085	397.9
72	1800	48	1200	MHP-2472-UG	92086	455.4
84	2100	60	1500	MHP-2484-UG	92087	492.7
96	2400	72	1800	MHP-2496-UG	92088	530.9
108	2700	84	2100	MHP-24108-UG	92089	568.4
120	3000	96	2400	MHP-24120-UG	92090	605.7

## Belt Width Minus 30" (750mm)

BELT WIDTH		BLADE WIDTH		ORDERING NUMBER	ITEM CODE	WT. LBS.
in.	mm	in.	mm			
48	1200	18	450	MHP-3048-UG	92091	355.0
54	1350	24	600	MHP-3054-UG	92092	371.6
60	1500	30	750	MHP-3060-UG	92093	388.3
72	1800	42	1050	MHP-3072-UG	92094	445.8
84	2100	54	1350	MHP-3084-UG	92095	483.1
96	2400	66	1650	MHP-3096-UG	92096	521.3
108	2700	78	1950	MHP-30108-UG	92097	558.8
120	3000	90	2250	MHP-30120-UG	92098	596.1

## Belt Width Minus 36" (900mm)

BELT WIDTH		BLADE WIDTH		ORDERING NUMBER	ITEM CODE	WT. LBS.
in.	mm	in.	mm			
54	1350	18	450	MHP-3654-UG	92099	362.0
60	1500	24	600	MHP-3660-UG	92100	378.7
72	1800	36	900	MHP-3672-UG	92101	436.2
84	2100	48	1200	MHP-3684-UG	92102	473.5
96	2400	60	1500	MHP-3696-UG	92103	511.7
108	2700	72	1800	MHP-36108-UG	92104	549.2
120	3000	84	2100	MHP-36120-UG	92105	586.5

Standard Lead time: 1 working day

Shaded items are made to order.

Lead time: 3 weeks

## Optional Mounting Kits

DESCRIPTION	ORDERING NUMBER	ITEM CODE	WT. LBS.
Optional Mounting Bar Kit *	MMBK	75830	19.5
Mounting Plate Kit * (2 plates)	MMPK	76537	140.0


\*Hardware Included

## Product Notes:

- Recommended for heavy-duty conveyor applications.
- Material Path Option: Fit the blade width to the belt's material path. The material path is typically the center 2/3 of the belt width. In most cases a blade size of belt width minus 6" (150mm) may be the best solution.
- Each cleaner pole is retrofittable in blade sizes down to 18" (450mm) in 6" (150mm) increments.
- Pole Length: Belt width plus 96" (2400mm). For longer requirements see Installation Accessories – Pole Extender Kit (p. 157).
- Visual Tension Check: No guesswork on blade tensioning. Measure the spring and adjust to specified length per blade width to restore optimal tensioning.
- To make cleaner installation easier and quicker, see Optional Mounting Kits (p. 157).

# Product Ordering Information

## MHP Underground Precleaner with Pneumatic Air Tensioner



Tank and Control Box sold separately.  
See next page for options.

### Belt Width Minus 6" (150mm)

BELT WIDTH		BLADE WIDTH		ORDERING NUMBER	ITEM CODE	WT. LBS.
in.	mm	in.	mm			
48	1200	42	1050	MHP-648P-UG	92106	393.7
54	1350	48	1200	MHP-654P-UG	92107	411.6
60	1500	54	1350	MHP-660P-UG	92108	428.2
72	1800	66	1650	MHP-672P-UG	92109	484.5
84	2100	78	1950	MHP-684P-UG	92110	521.8
96	2400	90	2250	MHP-696P-UG	92111	560.1
108	2700	102	2550	MHP-6108P-UG	92112	597.4
120	3000	114	2850	MHP-6120P-UG	103366	634.7

### Belt Width Minus 12" (300mm)

BELT WIDTH		BLADE WIDTH		ORDERING NUMBER	ITEM CODE	WT. LBS.
in.	mm	in.	mm			
48	1200	36	900	MHP-1248P-UG	92113	384.1
54	1350	42	1050	MHP-1254P-UG	92114	400.7
60	1500	48	1200	MHP-1260P-UG	92115	418.6
72	1800	60	1500	MHP-1272P-UG	92116	474.9
84	2100	72	1800	MHP-1284P-UG	92117	521.1
96	2400	84	2100	MHP-1296P-UG	92118	568.3
108	2700	96	2400	MHP-12108P-UG	92119	587.8
120	3000	108	2700	MHP-12120P-UG	103488	625.1

### Belt Width Minus 18" (450mm)

BELT WIDTH		BLADE WIDTH		ORDERING NUMBER	ITEM CODE	WT. LBS.
in.	mm	in.	mm			
48	1200	30	750	MHP-1848P-UG	92120	374.4
54	1350	36	900	MHP-1854P-UG	92121	391.1
60	1500	42	1050	MHP-1860P-UG	92122	407.7
72	1800	54	1350	MHP-1872P-UG	92123	465.2
84	2100	66	1650	MHP-1884P-UG	92124	502.5
96	2400	78	1950	MHP-1896P-UG	92125	540.8
108	2700	90	2250	MHP-18108P-UG	92126	578.2
120	3000	102	2550	MHP-18120P-UG	92127	615.5

### Belt Width Minus 24" (600mm)

BELT WIDTH		BLADE WIDTH		ORDERING NUMBER	ITEM CODE	WT. LBS.
in.	mm	in.	mm			
48	1200	24	600	MHP-2448P-UG	92128	364.8
54	1350	30	750	MHP-2454P-UG	92129	381.4
60	1500	36	900	MHP-2460P-UG	92130	398.1
72	1800	48	1200	MHP-2472P-UG	92131	455.6
84	2100	60	1500	MHP-2484P-UG	92132	492.9
96	2400	72	1800	MHP-2496P-UG	92133	531.1
108	2700	84	2100	MHP-24108P-UG	92134	568.6
120	3000	96	2400	MHP-24120P-UG	92135	605.9

### Belt Width Minus 30" (750mm)

BELT WIDTH		BLADE WIDTH		ORDERING NUMBER	ITEM CODE	WT. LBS.
in.	mm	in.	mm			
48	1200	18	450	MHP-3048P-UG	92136	355.2
54	1350	24	600	MHP-3054P-UG	92137	371.8
60	1500	30	750	MHP-3060P-UG	92138	388.5
72	1800	42	1050	MHP-3072P-UG	92139	446
84	2100	54	1350	MHP-3084P-UG	92140	483.3
96	2400	66	1650	MHP-3096P-UG	92141	521.5
108	2700	78	1950	MHP-30108P-UG	92142	559
120	3000	90	2250	MHP-30120P-UG	92143	596.3

### Belt Width Minus 36" (900mm)

BELT WIDTH		BLADE WIDTH		ORDERING NUMBER	ITEM CODE	WT. LBS.
in.	mm	in.	mm			
54	1350	18	450	MHP-3654P-UG	92144	362.2
60	1500	24	600	MHP-3660P-UG	92145	378.9
72	1800	36	900	MHP-3672P-UG	92146	436.4
84	2100	48	1200	MHP-3684P-UG	92147	473.7
96	2400	60	1500	MHP-3696P-UG	92148	511.9
108	2700	72	1800	MHP-36108P-UG	92149	549.4
120	3000	84	2100	MHP-36120P-UG	92150	586.7

Standard Lead time: 1 working day

Shaded items are made to order.  
Lead time: 3 weeks

### Optional Mounting Kits

DESCRIPTION	ORDERING NUMBER	ITEM CODE	WT. LBS.
Optional Mounting Bar Kit *	MMBK	75830	19.5
Mounting Plate Kit * (2 plates)	MMPK	76537	140.0

\*Hardware Included

### Product Notes:

- Recommended for heavy-duty conveyor applications.
- Material Path Option: Fit the blade width to the belt's material path. The material path is typically the center 2/3 of the belt width. In most cases a blade size of belt width minus 6" (150mm) may be the best solution.
- Each cleaner pole is retrofittable in blade sizes down to 18" (450mm) in 6" (150mm) increments.
- Pole Length: Belt width plus 96" (2400mm). For longer requirements see Installation Accessories – Pole Extender Kit (p. 157).
- Check tension from regulator in control box. Adjust according to air tension per blade width for optimal tensioning.
- To make cleaner installation easier and quicker, see Optional Mounting Kits (p. 157).



# Product Ordering Information

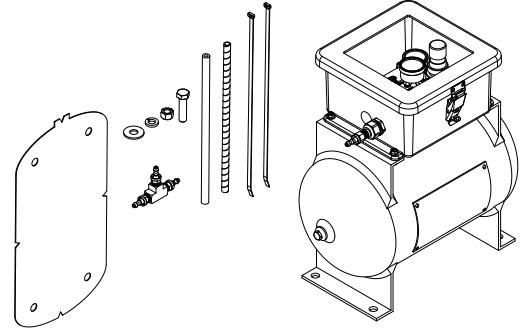
## Line Connections for Pneumatic Air Tensioner

### Control Box/Tank Combo Units for Closed System

DESCRIPTION	ORDERING NUMBER	ITEM CODE	WT. LBS.
Control Box/Tank Combo Unit for Precleaner - 60 PSI	PAT-C-60	108230	64.0
Control Box/Tank Combo Unit for Secondary Cleaner - 100 PSI	PAT-C-100	108231	64.0

#### Product Notes:

- For use with cleaners with new PAT systems.
- 150# pop-off valve for safe pressurizing/charging of Air Tank.
- ASME construction tank.
- Fully sealed enclosure includes all critical items - regulator, tank gauge, downstream gauge, schrader valve, in-line filter, downstream valve.

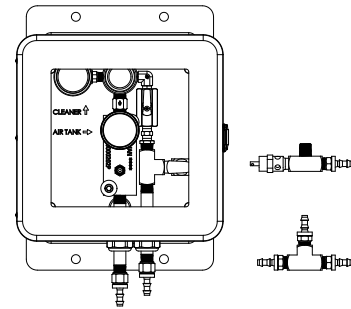


### Control Box for Legacy Tank

DESCRIPTION	ORDERING NUMBER	ITEM CODE	WT. LBS.
Control Box Kit for Precleaner - 60 PSI	PACB2-60	108228	13.6
Control Box Kit for Secondary Cleaner - 100 PSI	PACB2-100	108229	13.6

#### Product Notes:

- For use with Legacy PAT1/PAT2 tank systems ordered prior to January 2024.
- 150# pop-off valve for safe pressurizing/charging of Air Tank.
- May also be paired with Air Tank for Legacy Control Box if preferred.

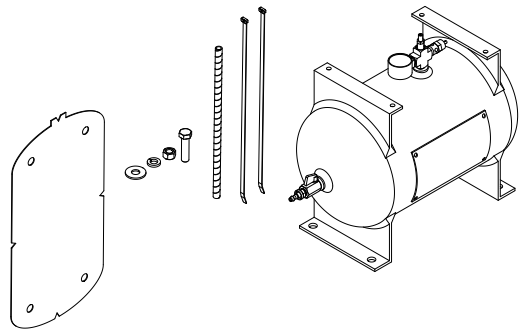


### Air Tank for Legacy Control Box

DESCRIPTION	ORDERING NUMBER	ITEM CODE	WT. LBS.
ASME Air Tank Kit	PAT-N	108232	47.3

#### Product Notes:

- For use with Legacy PACB60/PACB100 control boxes ordered prior to January 2024.
- 150# pop-off valve for safe pressurizing/charging of Air Tank.
- ASME construction tank.
- May also be paired with Control Box for Legacy Tank if preferred.



### Replacement Parts List

DESCRIPTION	ORDERING NUMBER	ITEM CODE	WT. LBS.
10' (3m) Hose Kit	PATHK	78794	1.5
Upgrade Fitting Kit (fill valve, push-on fittings, plugs)	AWTRK	79319	0.4

# Product Ordering Information

**MegaShear™**  
Replacement Blades

## Standard MegaShear™ Blades

BLADE WIDTH		ORDERING NUMBER	ITEM CODE	WT. LBS
in.	mm			
18	450	MRB18	77531	28.9
24	600	MRB24	77532	38.5
30	750	MRB30	77533	48.1
36	900	MRB36	77534	57.8
42	1050	MRB42	77535	67.4
48	1200	MRB48	77536	77.0
54	1350	MRB54	77537	86.6
60	1500	MRB60	77538	96.3
66	1650	MRB66	77539	105.9
72	1800	MRB72	77540	115.5
78	1950	MRB78	77541	125.1
84	2100	MRB84	77542	134.7
90	2250	MRB90	77543	144.3
96	2400	MRB96	77544	153.9
102	2550	MRB102	77545	163.5
108	2700	MRB108	77546	173.1
114	2850	MRB114	77547	182.7

Other blade sizes available upon request.

Lead time: 1 working day



### Product Notes:

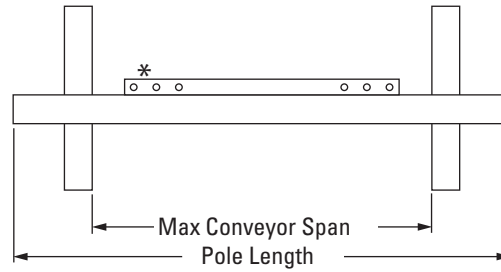
- A molded-in wear line indicates when the blade is worn out and needs to be replaced.
- Faceted blade profile: Renews its cleaning edge as the blade wears.
- MegaShear™ blades are made of a special long-wearing polyurethane.
- Quick blade replacement: Pull one pin, remove the old blade and slide the new one in.

# Specifications & Guidelines

## Pole Length Specifications\*

CLEANER SIZE		MAX OVERALL POLE LENGTH		CENTER POLE LENGTH		MAXIMUM CONVEYOR SPAN	
in.	mm	in.	mm	in.	mm	in.	mm
48	1200	144	3600	54	1350	132	3300
54	1350	150	3750	60	1500	138	3450
60	1500	156	3900	66	1650	144	3600
72	1800	168	4200	78	1950	156	3900
84	2100	180	4500	90	2250	168	4200
96	2400	192	4800	102	2550	180	4500
108	2700	204	5100	114	2850	192	4800
120	3000	216	4350	126	3150	204	5100

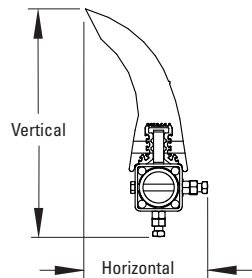
\* For special extra long pole length requirements a Pole Extender Kit (#76024) is available that provides 30" (750mm) of extended pole length. Pole Diameter - 2-7/8" (73mm). (p. 157)



\*Each pole size can be used with a blade size down to 18" (450mm) in 6" (150mm) increments

## Clearance Guidelines for Installation

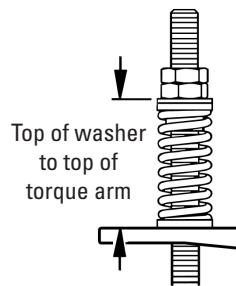
HORIZONTAL CLEARANCE REQUIRED		VERTICAL CLEARANCE REQUIRED	
in.	mm	in.	mm
8	200	19.5	488



## PST Spring Length Chart

Blade Width		White Springs		Silver Springs		Red Springs	
in.	mm	in.	mm	in.	mm	in.	mm
18	450	5 5/8	143	N/A	N/A	N/A	N/A
24	600	5 3/8	137	6 1/4	159	N/A	N/A
30	750	5	127	6 1/8	156	6 1/4	159
36	900	4 3/4	121	6	152	6 1/4	159
42	1050	N/A	N/A	6	152	6 1/8	156
48	1200	N/A	N/A	5 7/8	149	6 1/8	156
54	1350	N/A	N/A	5 3/4	146	6	152
60	1500	N/A	N/A	5 5/8	143	6	152
66	1650	N/A	N/A	5 5/8	143	5 7/8	149
72	1800	N/A	N/A	5 1/2	140	5 7/8	149
78	1950	N/A	N/A	5 3/8	137	5 3/4	146
84	2100	N/A	N/A	N/A	N/A	5 3/4	146
90	2250	N/A	N/A	N/A	N/A	5 5/8	143
96	2400	N/A	N/A	N/A	N/A	5 5/8	143
102	2550	N/A	N/A	N/A	N/A	5 1/2	140
108	2700	N/A	N/A	N/A	N/A	5 1/2	140
114	2850	N/A	N/A	N/A	N/A	5 3/8	137

Shading indicates preferred spring option.



## PAT Chart

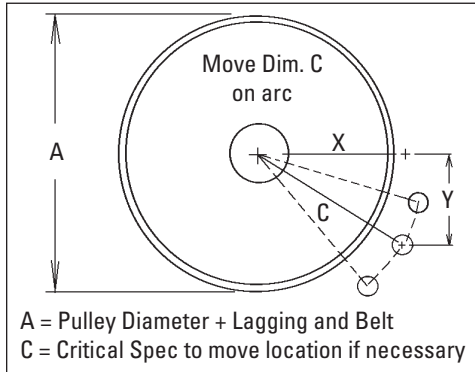
Blade Width		PSI
in.	mm	
18	450	8
24	600	10
30	750	13
36	900	15
42	1050	18
48	1200	20
54	1350	23
60	1500	25
66	1650	28
72	1800	31
78	1950	33
84	2100	36
90	2250	38
96	2400	41
102	2550	43
108	2700	46
114	2850	48

## Specifications:

- Maximum Belt Speed ..... 1500 FPM (7.5M/sec)
- Temperature Rating ..... -30 to 180°F (-35 to 82°C)
- Minimum Pulley Diameter ..... 20" (500mm)
- Blade Height ..... 12.25" (306mm)
- Usable Blade Wear Length ..... 8" (200mm)
- Blade Material ..... Polyurethane (proprietary blend for abrasion resistance and long wear)
- Available for Belt Widths ..... 48 to 120" (1200 to 3000mm). Other sizes available upon request.
- CEMA Cleaner Rating ..... Class 5

# Specifications & Guidelines

## Pole Location Specs



### X & Y Chart for Pole Location

Pulley Diameter (including belt and lagging)	X	Y	C
20"	10"	14-3/8"	17-1/2"
21"	10-1/2"	14-3/8"	17-3/4"
22"	11"	14-3/8"	18-1/8"
23"	11-1/2"	14-3/8"	18-3/8"
24"	12"	14-3/8"	18-3/4"
25"	12-1/2"	14-3/8"	19"
26"	13"	14-3/8"	19-3/8"
27"	13-1/2"	14-3/8"	19-3/4"
28"	14"	14-3/8"	20-1/8"
29"	14-1/2"	14-3/8"	20-3/8"
30"	15"	14-3/8"	20-3/4"
31"	15-1/2"	14-3/8"	21-1/8"
32"	16"	14-3/8"	21-1/2"
33"	16-1/2"	14-3/8"	21-7/8"
34"	17"	14-3/8"	22-1/4"
35"	17-1/2"	14-3/8"	22-5/8"
36"	18"	14-3/8"	23"
37"	18-1/2"	14-3/8"	23-3/8"
38"	19"	14-3/8"	23-7/8"
39"	19-1/2"	14-3/8"	24-1/4"
40"	20"	14-3/8"	24-5/8"
41"	20-1/2"	14-3/8"	25"
42"	21"	14-3/8"	25-1/2"
43"	21-1/2"	14-3/8"	25-7/8"
44"	22"	14-3/8"	26-1/2"

### X & Y Chart for Pole Location

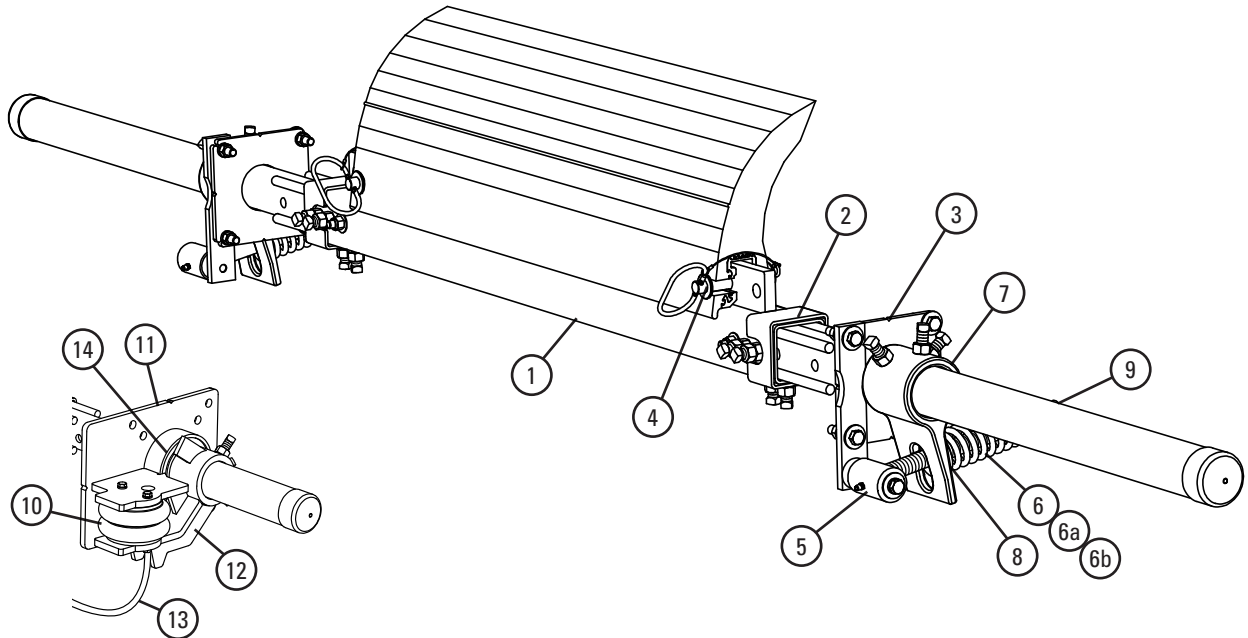
Pulley Diameter (including belt and lagging)	X	Y	C
45"	22-1/2"	14-3/8"	27"
46"	23"	14-3/8"	27 1/2"
47"	23-1/2"	14-3/8"	28"
48"	24"	14-3/8"	28 1/2"
49"	24-5/8"	14-3/8"	29"
50"	25-1/8"	14-3/8"	29 1/2"
51"	25-3/4"	14-3/8"	30"
52"	26-3/8"	14-3/8"	30 1/2"
53"	26-7/8"	14-3/8"	31"
54"	27-1/2"	14-3/8"	31 1/2"
55"	28-1/8"	14-3/8"	32"
56"	28-5/8"	14-3/8"	32 1/2"
57"	29-1/8"	14-3/8"	33"
58"	29-3/4"	14-3/8"	33 1/2"
59"	30-1/4"	14-3/8"	34"
60"	30-7/8"	14-3/8"	34 1/2"
61"	31-3/8"	14-3/8"	35"
62"	31-7/8"	14-3/8"	35 1/2"
63"	32-1/2"	14-3/8"	36"
64"	33"	14-3/8"	36 1/2"
65"	33-1/2"	14-3/8"	37"
66"	34-1/8"	14-3/8"	37 1/2"
67"	34-5/8"	14-3/8"	38"
68"	35-1/8"	14-3/8"	38 1/2"
69"	35-3/4"	14-3/8"	39"

### X & Y Chart for Pole Location

Pulley Diameter (including belt and lagging)	X	Y	C
70"	36-1/4"	14-3/8"	39 1/2"
71"	36-3/4"	14-3/8"	40"
72"	37-3/8"	14-3/8"	40 1/2"
73"	37-7/8"	14-3/8"	41"
74"	38-3/8"	14-3/8"	41 1/2"
75"	38-7/8"	14-3/8"	42"
76"	39-1/2"	14-3/8"	42 1/2"
77"	40"	14-3/8"	43"
78"	40-1/2"	14-3/8"	43 1/2"
79"	41"	14-3/8"	44"
80"	41-5/8"	14-3/8"	44 1/2"
81"	42-1/8"	14-3/8"	45"
82"	42-5/8"	14-3/8"	45 1/2"
83"	43-1/8"	14-3/8"	46"
84"	43-3/4"	14-3/8"	46 1/2"

# Replacement Parts List

**MHP**  
Underground Precleaner



## Replacement Parts

REF	DESCRIPTION	ORDERING NUMBER	ITEM CODE	WT. LBS.
1	48" (1200mm) UG Center Pole	MMPCP48UG	91918	68.0
	54" (1350mm) UG Center Pole	MMPCP54UG	91919	75.0
	60" (1500mm) UG Center Pole	MMPCP60UG	91920	82.0
	72" (1800mm) UG Center Pole	MMPCP72UG	91921	119.0
	84" (2100mm) UG Center Pole	MMPCP84UG	91922	137.0
	96" (2400mm) UG Center Pole	MMPCP96UG	91923	156.0
	108" (2700mm) UG Center Pole	MMPCP108UG	91924	174.0
	120" (3000mm) UG Center Pole	MMPCP120UG	91925	192.0
2	Extender Pole HD Kit (2 ea.)	MHP-EPHD-54	91347	126.0
3	Mounting Plate Kit* (2 ea.)	MHPMPK	77727	44.4
4	Blade Pin Kit* (1 ea.)	MHPBPK	77728	0.8
5	Torque Pivot Kit* (1 ea.)	PTPK	75897	7.0
6	Tension Spring – White (1 ea.)	PSTS-W	75898	1.7
6a	Tension Spring – Silver (1 ea.)	PSTS-S	75899	3.0
6b	Tension Spring – Red (1 ea.)	PSTS-R	77726	4.3
7	Torque Arm Kit* (1 ea.)	PSTA	75896	11.4
8	Bushing Kit (2 ea.)	QMTBK-W	76098	0.2
9	Jam Nut Kit PST Tensioner	JNK-D	79894	0.3
-	PST Spring Tensioner* – White (incl. (2) ea. items 3, 5, 6, 7, & 8)	PST2-W	77723	86.1
-	PST Spring Tensioner* – Silver (incl. (2) ea. items 3, 5, 6a, 7, & 8)	PST2-S	77724	87.4
-	PST Spring Tensioner* – Red (incl. (2) ea. items 3, 5, 6b, 7 & 8)	PST2-R	77725	88.8

\*Hardware Included  
Lead time: 1 working day

## PAT Replacement Parts

REF	DESCRIPTION	ORDERING NUMBER	ITEM CODE	WT. LBS.
10	Air/Water Bag (1 ea.)	AWTB	75905	3.8
11	Mounting Base (1 ea.)	AWTMB	75906	22.9
12	Torque Arm* (1 ea.)	AWTA	75907	11.6
13	Hose Kit (50' of hose & (6) hose clamps)	AWTHK	75909	6.7
14	Pole Bearing Assy (for cleaners shipped after 4/2016)	AWTPBA	90000	2.3
-	AWT Air/Water Tensioner (incl. (2) ea. items 10, 11, 12 & (1) ea. item 13)	AWTNCB	76069	75.2

\*Hardware Included  
Lead time: 1 working day

## Spring Tensioner Selection Chart

CLEANER BLADE WIDTH	77723 PST2-W	77724 PST2-S	77725 PST2-R
MegaShear 18–42" (450–1050mm)	X		
MegaShear 48–78" (1200–1950mm)		X	
MegaShear 84–114" (2100–2850mm)			X

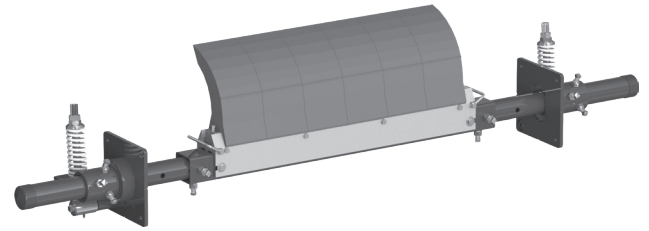
# Product Ordering Information

## MHCP Heavy-Duty Cartridge Precleaner

### With PST Spring Tensioner

BELT WIDTH		BLADE COVERAGE		ORDERING NUMBER	ITEM CODE	WT. LBS.
in.	mm	in.	mm			
24	600	18	450	MHCP-24S	75929	192.2
30	750	24	600	MHCP-30S	75930	207.3
36	900	30	750	MHCP-36S	75931	222.4
42	1050	36	900	MHCP-42S	75932	237.4
48	1200	42	1050	MHCP-48S	75933	252.5
54	1350	48	1200	MHCP-54S	75934	267.6
60	1500	54	1350	MHCP-60S	75935	282.7
72	1800	66	1650	MHCP-72S	75936	312.8
84	2100	78	1950	MHCP-84S	76800	364.9
96	2400	90	2250	MHCP-96S	78955	417.0


Lead time: 1 working day



### With PAT Tensioner

BELT WIDTH		BLADE COVERAGE		ORDERING NUMBER	ITEM CODE	WT. LBS.
in.	mm	in.	mm			
24	600	18	450	MHCP-24P	78723	192.2
30	750	24	600	MHCP-30P	78724	207.3
36	900	30	750	MHCP-36P	78725	222.4
42	1050	36	900	MHCP-42P	78726	237.4
48	1200	42	1050	MHCP-48P	78727	252.5
54	1350	48	1200	MHCP-54P	78728	267.6
60	1500	54	1350	MHCP-60P	78729	282.7
72	1800	66	1650	MHCP-72P	78730	312.8
84	2100	78	1950	MHCP-84P	78731	364.9
96	2400	90	2250	MHCP-96P	78959	417.0
108	2700	102	2550	MHCP-108P	90169	469.1
120	3000	114	2850	MHCP-120P	90170	521.3

Lead time: 1 working day



Tank and Control Box sold separately.  
See next page for options.

### Optional Mounting Kits

DESCRIPTION	ORDERING NUMBER	ITEM CODE	WT. LBS.
Optional Mounting Bar Kit *	MMBK	75830	19.5
Mounting Plate Kit * (2 plates)	MMPK	76537	140.0

\*Hardware Included

Lead time: 1 working day

### Product Notes:

- Heavy-duty design with massive SuperShear™ blades for constant cleaning power on abusive beltlines.
- Blade width equals belt width minus 6" (150mm). Can be adjusted to belt's material path.
- Pole Length: Belt width plus 58" (1450mm). For longer requirements see Installation Accessories - Pole Extender Kit (p. 157).
- Tensioner Options: 1) PST Spring Tensioner for self-adjusting tensioning with easy retensioning adjustments; 2) Pneumatic Air Tensioner used for constant, automatic tension throughout the life of the blades. Can be used with site available air lines or with the add-on air tank.
- To make cleaner installation easier and quicker, see Optional Mounting Kits (p. 157)

# Product Ordering Information

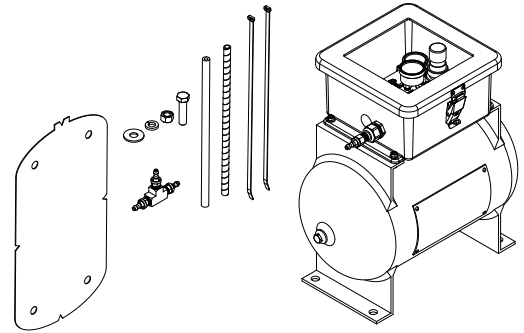
## Line Connections for Pneumatic Air Tensioner

### Control Box/Tank Combo Units for Closed System

DESCRIPTION	ORDERING NUMBER	ITEM CODE	WT. LBS.
Control Box/Tank Combo Unit for Precleaner - 60 PSI	PAT-C-60	108230	64.0
Control Box/Tank Combo Unit for Secondary Cleaner - 100 PSI	PAT-C-100	108231	64.0

#### Product Notes:

- For use with cleaners with new PAT systems.
- 150# pop-off valve for safe pressurizing/charging of Air Tank.
- ASME construction tank.
- Fully sealed enclosure includes all critical items - regulator, tank gauge, downstream gauge, schrader valve, in-line filter, downstream valve.

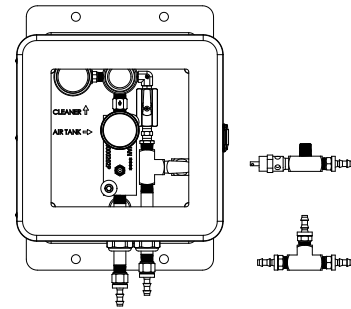


### Control Box for Legacy Tank

DESCRIPTION	ORDERING NUMBER	ITEM CODE	WT. LBS.
Control Box Kit for Precleaner - 60 PSI	PACB2-60	108228	13.6
Control Box Kit for Secondary Cleaner - 100 PSI	PACB2-100	108229	13.6

#### Product Notes:

- For use with Legacy PAT1/PAT2 tank systems ordered prior to January 2024.
- 150# pop-off valve for safe pressurizing/charging of Air Tank.
- May also be paired with Air Tank for Legacy Control Box if preferred.

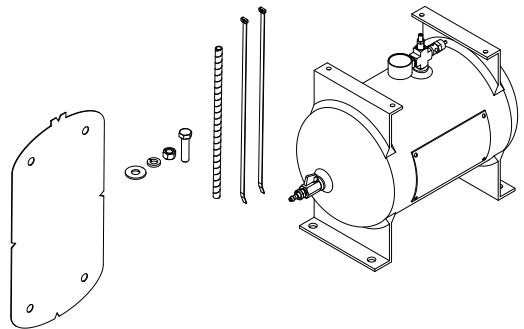


### Air Tank for Legacy Control Box

DESCRIPTION	ORDERING NUMBER	ITEM CODE	WT. LBS.
ASME Air Tank Kit	PAT-N	108232	47.3

#### Product Notes:

- For use with Legacy PACB60/PACB100 control boxes ordered prior to January 2024.
- 150# pop-off valve for safe pressurizing/charging of Air Tank.
- ASME construction tank.
- May also be paired with Control Box for Legacy Tank if preferred.



### Replacement Parts List

DESCRIPTION	ORDERING NUMBER	ITEM CODE	WT. LBS.
10' (3m) Hose Kit	PATHK	78794	1.5
Upgrade Fitting Kit (fill valve, push-on fittings, plugs)	AWTRK	79319	0.4



# Optional Assemblies, Tensioners & Kits

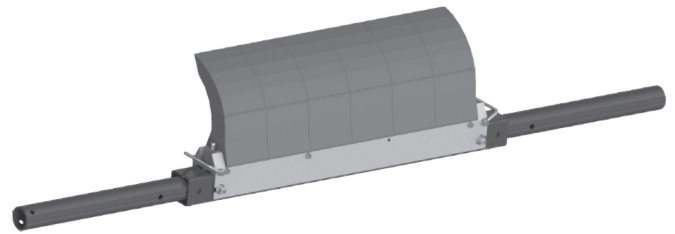
## MHCP Heavy-Duty Cartridge Precleaner

### Blade/Pole Assemblies

(Includes blades, cartridge, center pole and 2 extender poles)

BELT WIDTH		ORDERING NUMBER	ITEM CODE	WT. LBS.
in.	mm			
24	600	MHCP-BPA24	75945	106.0
30	750	MHCP-BPA30	75946	121.1
36	900	MHCP-BPA36	75947	136.2
42	1050	MHCP-BPA42	75948	151.2
48	1200	MHCP-BPA48	75949	166.3
54	1350	MHCP-BPA54	75950	181.4
60	1500	MHCP-BPA60	75951	196.5
72	1800	MHCP-BPA72	75952	226.6
84	2100	MHCP-BPA84	76809	264.4
96	2400	MHCP-BPA96	78956	302.2

Lead time: 1 working day




### Tensioners


(Includes tensioners for both pole ends)

DESCRIPTION	ORDERING NUMBER	ITEM CODE	WT. LBS.
PST Spring Tensioner - White for belts 24" - 48" (600-1200mm)	PST2-W	77723	86.1
PST Spring Tensioner - Silver for belts 54" - 96" (1350-2400mm)	PST2-S	77724	86.2
PST Spring Tensioner - Red for belts 96" (2400mm)	PST2-R	77725	86.2
AWT Air/Water Tensioner	AWTNCB	76069	75.2

Lead time: 1 working day



PST Spring Tensioner



PAT Tensioner

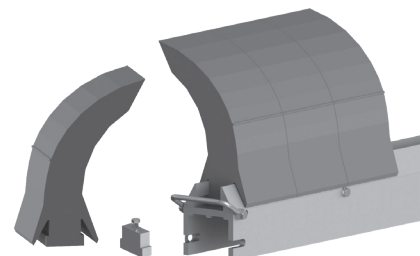
### Blade Cartridge Kits

(Includes blades, cartridge, and mounting bolts)

BELT WIDTH		ORDERING NUMBER	ITEM CODE	WT. LBS.
in.	mm			
24	600	MHCP-BCK24	75953	33.0
30	750	MHCP-BCK30	75954	44.0
36	900	MHCP-BCK36	75955	55.0
42	1050	MHCP-BCK42	75956	66.0
48	1200	MHCP-BCK48	75957	77.0
54	1350	MHCP-BCK54	75958	88.0
60	1500	MHCP-BCK60	75959	99.0
72	1800	MHCP-BCK72	75960	121.0
84	2100	MHCP-BCK84	76810	141.2
96	2400	MHCP-BCK96	78957	161.4

NOTE: For easy blade changeout, remove cartridge with worn blades and replace with new blade cartridge kit. New blades can then be installed in the old cartridge for the next changeout.

Lead time: 1 working day



Blade Cartridge Kit

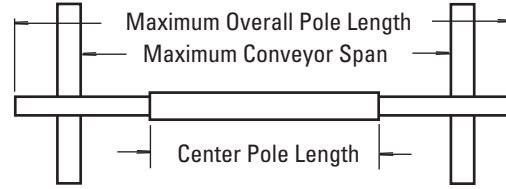
# Specifications & Guidelines

# MHCP Heavy-Duty Cartridge Precleaner

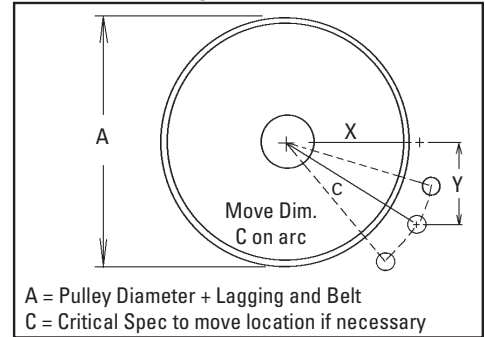
## Telescoping Pole Length Specifications

CLEANER SIZE		MAX OVERALL POLE LENGTH		CENTER POLE LENGTH		MAXIMUM CONVEYOR SPAN	
in.	mm	in.	mm	in.	mm	in.	mm
24	600	82	2050	28	700	66	1650
30	750	88	2200	34	850	72	1800
36	900	94	2350	40	1000	78	1950
42	1050	100	2500	46	1150	84	2100
48	1200	106	2650	52	1300	90	2250
54	1350	112	2800	58	1450	96	2400
60	1500	118	2950	64	1600	102	2550
72	1800	130	3250	76	1900	114	2850
84	2100	142	3550	88	2200	126	3150
96	2400	154	3850	100	2500	138	3450

Pole Diameter - 2-7/8" (73mm)

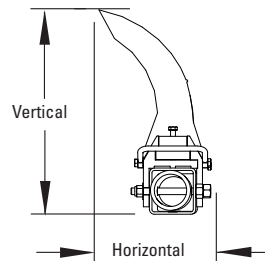


## Pole Location Specs



## Clearance Guidelines for Installation

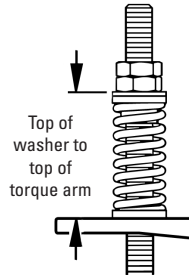
HORIZONTAL CLEARANCE REQUIRED		VERTICAL CLEARANCE REQUIRED	
in.	mm	in.	mm
7	175	19	475



## PST Spring Length Chart

Blade Width		No. Blades	White Springs		Silver Springs		Red Springs	
in.	mm		in.	mm	in.	mm	in.	mm
18	450	3	5 5/8	143	N/A	N/A	N/A	N/A
24	600	4	5 3/8	137	6 1/4	159	N/A	N/A
30	750	5	5	127	6 1/8	156	6 1/4	159
36	900	6	4 3/4	121	6	152	6 1/4	159
42	1050	7	N/A	N/A	6	152	6 1/8	156
48	1200	8	N/A	N/A	5 7/8	149	6 1/8	156
54	1350	9	N/A	N/A	5 3/4	146	6	152
60	1500	10	N/A	N/A	5 5/8	143	6	152
66	1650	11	N/A	N/A	5 5/8	143	5 7/8	149
72	1800	12	N/A	N/A	5 1/2	140	5 7/8	149
78	1950	13	N/A	N/A	5 3/8	137	5 3/4	146
84	2100	14	N/A	N/A	N/A	N/A	5 3/4	146
90	2250	15	N/A	N/A	N/A	N/A	5 5/8	143
96	2400	16	N/A	N/A	N/A	N/A	5 5/8	143
102	2550	17	N/A	N/A	N/A	N/A	5 1/2	140
108	2700	18	N/A	N/A	N/A	N/A	5 1/2	140
114	2850	19	N/A	N/A	N/A	N/A	5 3/8	137

Shading indicates preferred spring option.



## PAT Pressure Chart

Blade Width		No. Blades	PSI
in.	mm		
18	450	3	8
24	600	4	10
30	750	5	13
36	900	6	15
42	1050	7	18
48	1200	8	20
54	1350	9	23
60	1500	10	25
66	1650	11	28
72	1800	12	31
78	1950	13	33
84	2100	14	36
90	2250	15	38

PSI setting is based on the number of blades on the cleaner, not the belt width.

## Pole Location Chart

A	X	Y	C
20"	10"	14 3/8"	17 1/2"
21"	10 1/2"	14 3/8"	17 3/4"
22"	11"	14 3/8"	18 1/8"
23"	11 1/2"	14 3/8"	18 3/8"
24"	12"	14 3/8"	18 3/4"
25"	12 1/2"	14 3/8"	19"
26"	13"	14 3/8"	19 3/8"
27"	13 1/2"	14 3/8"	19 3/4"
28"	14"	14 3/8"	20 1/8"
29"	14 1/2"	14 3/8"	20 3/8"
30"	15"	14 3/8"	20 3/4"
31"	15 1/2"	14 3/8"	21 1/8"
32"	16"	14 3/8"	21 1/2"
33"	16 1/2"	14 3/8"	21 7/8"
34"	17"	14 3/8"	22 1/4"
35"	17 1/2"	14 3/8"	22 5/8"
36"	18"	14 3/8"	23"
37"	18 1/2"	14 3/8"	23 3/8"
38"	19"	14 3/8"	23 7/8"
39"	19 1/2"	14 3/8"	24 1/4"
40"	20"	14 3/8"	24 5/8"
41"	20 1/2"	14 3/8"	25"
42"	21"	14 3/8"	25 1/2"
43"	21 1/2"	14 3/8"	25 7/8"
44"	22 1/4"	14 3/8"	26 1/2"
45"	22 7/8"	14 3/8"	27"
46"	23 1/2"	14 3/8"	27 1/2"
47"	24"	14 3/8"	28"
48"	24 5/8"	14 3/8"	28 1/2"

## Specifications:

- Maximum Belt Speed ..... 1200 FPM (6M/sec)
- Temperature Rating ..... -30 to 180°F (-35 to 82°C)
- Minimum Pulley Diameter..... 20" (500mm)
- Blade Height..... 14" (350mm)
- Usable Blade Wear Length..... 8" (200mm)
- Blades ..... Polyurethane (proprietary blend for abrasion resistance and long wear)
- Available for Belt Widths ..... 24 to 96" (600 to 2400mm).  
Other sizes available upon request
- CEMA Cleaner Rating..... Class 5

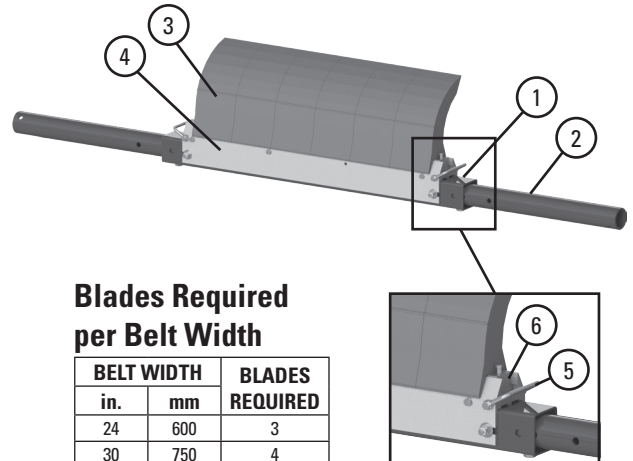
# Replacement Parts List

## MHCP Heavy-Duty Cartridge Precleaner

### Replacement Parts List

REF	DESCRIPTION	ORDERING NUMBER	ITEM CODE	WT. LBS.
1	24" (600mm) Center Pole *	MHP-CP24	75961	19.0
	30" (750mm) Center Pole *	MHP-CP30	75962	23.1
	36" (900mm) Center Pole *	MHP-CP36	75963	27.2
	42" (1050mm) Center Pole *	MHP-CP42	75964	31.2
	48" (1200mm) Center Pole *	MHP-CP48	75965	35.3
	54" (1350mm) Center Pole *	MHP-CP54	75966	39.4
	60" (1500mm) Center Pole *	MHP-CP60	75967	43.5
	72" (1800mm) Center Pole *	MHP-CP72	75968	51.6
	84" (2100mm) Center Pole *	MHP-CP84	76811	60.2
	96" (2400mm) Center Pole *	MHP-CP96	78958	68.8
2	MHCP Extender Poles (2 ea.)	MHP-EP	76392	54.0
3	SuperShear™ Blade	SSRB	75978	6.6
4	24" (600mm) 2-Piece Blade Cartridge *	MHCP-2BC24	76638	13.2
	30" (750mm) 2-Piece Blade Cartridge *	MHCP-2BC30	76639	17.6
	36" (900mm) 2-Piece Blade Cartridge *	MHCP-2BC36	76640	22.0
	42" (1050mm) 2-Piece Blade Cartridge *	MHCP-2BC42	76641	26.4
	48" (1200mm) 2-Piece Blade Cartridge *	MHCP-2BC48	76642	30.8
	54" (1350mm) 2-Piece Blade Cartridge *	MHCP-2BC54	76643	35.2
	60" (1500mm) 2-Piece Blade Cartridge *	MHCP-2BC60	76644	39.6
	72" (1800mm) 2-Piece Blade Cartridge *	MHCP-2BC72	76645	48.4
	84" (2100mm) 2-Piece Blade Cartridge *	MHCP-2BC84	76812	56.5
	96" (2400mm) 2-Piece Blade Cartridge *	MHCP-2BC96	78986	64.6
5	MHCP Cartridge Handle *	MHCP-CH	76393	0.4
6	MHCP Cartridge Blade Stop *	MHCP-BS	76394	0.4

\*Hardware Included Lead time: 1 working day



### Blades Required per Belt Width

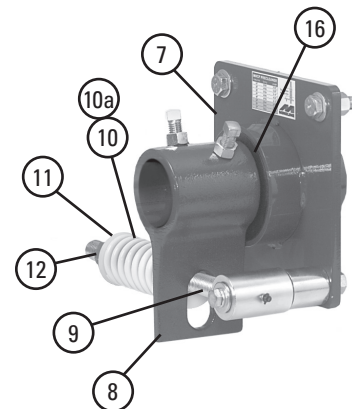
BELT WIDTH		BLADES REQUIRED
in.	mm	
24	600	3
30	750	4
36	900	5
42	1050	6
48	1200	7
54	1350	8
60	1500	9
72	1800	11
84	2100	13
96	2400	15

Blades and cartridges can be purchased separately (see chart at left) or preassembled as a Blade Cartridge Kit (p. 71).

### PST Tensioner Replacement Parts

REF	DESCRIPTION	ORDERING NUMBER	ITEM CODE	WT. LBS.
7	Mounting Plate Kit * (2 ea.)	MHPMPK	77727	44.4
8	Torque Arm * (1 ea.)	PSTA	75896	11.4
9	Torque Pivot Kit (1 ea.) (no spring)	PTPK	75897	7.0
10	Tension Spring - White (1 ea.) for belts 24" - 48" (600-1200mm)	PSTS-W	75898	1.7
10a	Tension Spring - Silver (1 ea.) for belts 54" - 84" (1350-2100mm)	PSTS-S	75899	3.0
10b	Tension Spring - Red (1 ea.) for belts 96" (2400mm)	PSTS-R	77726	3.0
11	Bushing Kit (2 ea.) (for White, Silver, & Red Tensioners)	QMTBK-W	76098	0.2
12	Jam Nut Kit PST Tensioner	JNK-D	79894	0.3
-	PST Spring Tensioner* - White (includes 2 each items 7, 8, 9, 10 & 11) for belts 24" - 48" (600-1200mm)	PST2-W	77723	86.1
-	PST Spring Tensioner* - Silver (includes 2 each items 7, 8, 9, 10a & 11) for belts 54" - 84" (1350-2100mm)	PST2-S	77724	86.2
-	PST Spring Tensioner* - Red (incl. 2 each items 7, 8, 9, 10b & 11 for belts 96" (2400mm)	PST-R	77725	86.2

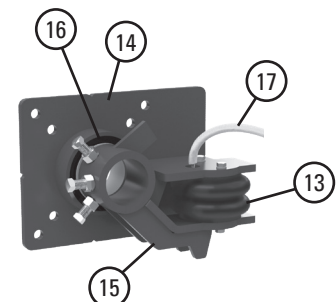
\*Hardware Included Lead time: 1 working day



### PAT Tensioner Replacement Parts

REF	DESCRIPTION	ORDERING NUMBER	ITEM CODE	WT. LBS.
13	Air/Water Bag (1 ea.)	AWTB	75905	3.8
14	Mounting Base (1 ea.)	AWTMB	75906	22.9
15	Torque Arm * (1 ea.)	AWTA	75907	11.6
16	Pole Bearing Assy (for cleaners shipped after 4/2016)	AWTPBA	90000	2.3
17	Hose Kit (50' of hose and 6 hose clamps)	AWTHK	75909	6.7
-	AWT Air/Water Tensioner (includes 2 each items 12, 13, 14 & 1 each item 15)	AWTNCB	76069	75.2

\*Hardware Included Lead time: 1 working day




# Product Ordering Information

**MXP**  
Extreme-Duty Precleaner

## Belt Width Minus 6" (150mm)

BELT WIDTH		BLADE COVERAGE		ORDERING NUMBER	ITEM CODE	WT. LBS.
in.	mm	in.	mm			
42	1050	36	900	MXP-642	90393	659.0
48	1200	42	1050	MXP-648	90394	700.0
54	1350	48	1200	MXP-654	90395	742.0
60	1500	54	1350	MXP-660	90396	783.0
72	1800	66	1650	MXP-672	90397	869.0
84	2100	78	1950	MXP-684	90398	953.0
96	2400	90	2250	MXP-696	90399	1036.0
108	2700	102	2550	MXP-6108	90642	1120.0
120	3000	114	2850	MXP-6120	90400	1207.0

Lead time: 2 weeks



## Belt Width Minus 12" (300mm)

BELT WIDTH		BLADE COVERAGE		ORDERING NUMBER	ITEM CODE	WT. LBS.
in.	mm	in.	mm			
42	1050	30	750	MXP-1242	90581	636.0
48	1200	36	900	MXP-1248	90582	679.0
54	1350	42	1050	MXP-1254	90583	720.0
60	1500	48	1200	MXP-1260	90584	763.0
72	1800	60	1500	MXP-1272	90585	849.0
84	2100	72	1800	MXP-1284	90586	933.0
96	2400	84	2100	MXP-1296	90587	1016.0
108	2700	96	2400	MXP-12108	90643	1100.0
120	3000	108	2700	MXP-12120	90588	1187.0

Lead time: 2 weeks

## Replacement UltraShear™ Blades

BLADE WIDTH		ORDERING NUMBER	ITEM CODE	WT. LBS.
in.	mm			
6	150	USB6	90410	20.0
12	300	USB12	90409	40.0

Lead time: 1 working day



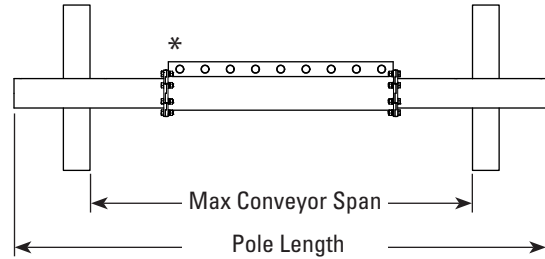
## Product Notes:

- Heavy-duty design with massive UltraShear™ blades for constant cleaning power on abusive beltlines.
- Blade width options for belt width minus 6" (150mm) or belt width minus 12" (300mm). Can be adjusted to belt's material path.
- Pole Length: Belt width plus 79" (2000mm).
- Tensioner: XDST Spring Tensioner
- To make cleaner installation easier and quicker, see Optional Mounting Kits (p. 157).

# Specifications & Guidelines

## Pole Length Specifications\*

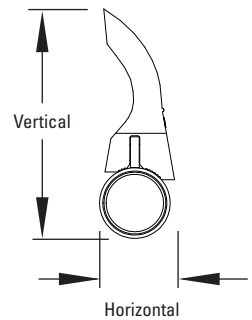
CLEANER SIZE		MAX OVERALL POLE LENGTH		CENTER POLE LENGTH		MAXIMUM CONVEYOR SPAN	
in.	mm	in.	mm	in.	mm	in.	mm
42	1050	121	3050	48	1200	105	2667
48	1200	127	3200	54	1350	111	2819
54	1350	133	3350	60	1500	117	2972
60	1500	139	3500	66	1650	123	3124
72	1800	151	3800	78	1950	135	3429
84	2100	163	4100	90	2250	147	3734
96	2400	175	4400	102	2550	159	4039
108	2700	187	4700	114	2850	171	4343
120	3000	199	5000	126	3150	183	4648



\* 6" and 12" (150mm and 300mm) blade segments can be configured to match material path.

## Clearance Guidelines for Installation

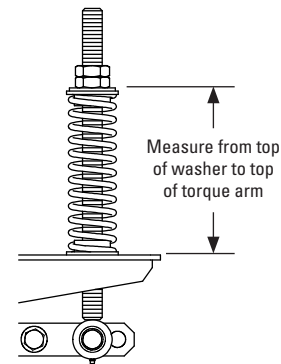
HORIZONTAL CLEARANCE REQUIRED		VERTICAL CLEARANCE REQUIRED	
in.	mm	in.	mm
12	300	27 1/2	700



## Spring Length Chart

Belt Width		Blade Coverage		No. of Blades	Purple Springs		White Springs		Black Springs	
in.	mm	in.	mm		in.	mm	in.	mm	in.	mm
<b>BELT WIDTH MINUS 6" (150mm)</b>										
42	1050	36	900	3	10	255	N/A	N/A	N/A	N/A
48	1200	42	1050	3.5	9 1/2	240	10 7/8	280	N/A	N/A
54	1350	48	1200	4	9	230	10 5/8	270	N/A	N/A
60	1500	54	1350	4.5	8 1/2	215	10 3/8	265	N/A	N/A
72	1800	66	1650	5.5	7 5/8	195	9 7/8	250	N/A	N/A
84	2100	78	1950	6.5	6 3/4	170	9 3/8	240	10 3/4	270
96	2400	90	2250	7.5	5 3/4	145	8 7/8	225	10 3/8	265
108	2700	102	2550	8.5	N/A	N/A	8 3/8	210	10 1/8	255
120	3000	114	2850	9.5	N/A	N/A	7 7/8	200	9 3/4	250
<b>BELT WIDTH MINUS 12" (300mm)</b>										
42	1050	30	750	2.5	10 3/8	265	N/A	N/A	N/A	N/A
48	1200	36	900	3	10	255	11 1/4	285	N/A	N/A
54	1350	42	1050	3.5	9 1/2	240	10 7/8	280	N/A	N/A
60	1500	48	1200	4	9	230	10 5/8	270	N/A	N/A
72	1800	60	1500	5	8 1/8	205	10 1/8	260	N/A	N/A
84	2100	72	1800	6	7 1/8	180	9 5/8	245	N/A	N/A
96	2400	84	2100	7	6 1/4	160	9 1/8	230	10 1/2	270
108	2700	96	2400	8	N/A	N/A	8 5/8	220	10 1/4	260
120	3000	108	2700	9	N/A	N/A	8 1/8	205	9 7/8	250

Shading indicates preferred spring option.

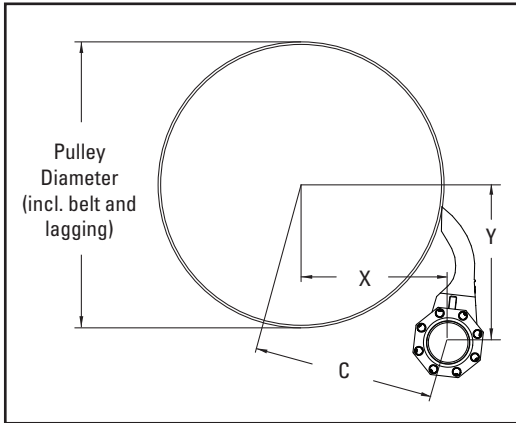


## Specifications:

- Maximum Belt Speed .....2000 FPM (10 M/sec)
- Temperature Rating .....-30 to 275°F (-35 to 135°C)
- Minimum Pulley Diameter.....48" (1200mm)
- Blade Height.....19-3/8" (490mm)
- Usable Blade Wear Length.....11-1/2" (290mm)
- Blade Material .....Polyurethane 93 durometer (proprietary blend for abrasion resistance and long wear)
- Available for Belt Widths .....42 to 120" (1050 to 3000mm). Other sizes available upon request.
- CEMA Cleaner Rating .....Class 5

# Specifications & Guidelines

## Pole Location Specs



## X & Y Chart for Pole Location

Pulley Diameter (including belt and lagging)		X		Y		C	
in.	mm	in.	mm	in.	mm	in.	mm
48	1225	20 1/2	520	26 1/4	665	33 1/4	845
49	1250	21	535	26 3/8	670	33 5/8	855
50	1275	21 1/2	545	26 3/8	670	34	865
51	1300	22	560	26 1/2	675	34 3/8	875
52	1325	22 1/2	570	26 5/8	675	34 3/4	885
53	1350	23	585	26 5/8	675	35 1/8	895
54	1375	23 1/2	595	26 3/4	680	35 5/8	905
55	1400	24	610	26 7/8	680	36	915
56	1425	24 1/2	620	26 7/8	685	36 3/8	925
57	1450	24 7/8	635	27	685	36 3/4	935
58	1475	25 3/8	645	27 1/8	690	37 1/8	945
59	1500	25 7/8	660	27 1/8	690	37 1/2	955
60	1525	26 3/8	670	27 1/4	695	38	965
61	1550	26 7/8	685	27 3/8	695	38 3/8	975
62	1575	27 3/8	695	27 1/2	695	38 3/4	985
63	1600	27 7/8	710	27 1/2	700	39 1/8	995
64	1625	28 3/8	720	27 5/8	700	39 5/8	1005
65	1650	28 7/8	735	27 3/4	705	40	1015
66	1675	29 3/8	745	27 3/4	705	40 3/8	1025
67	1700	29 7/8	760	27 7/8	710	40 7/8	1040
68	1725	30 3/8	770	28	710	41 1/4	1050
69	1750	30 7/8	785	28	710	41 3/4	1060
70	1775	31 3/8	795	28 1/8	715	42 1/8	1070
71	1800	31 7/8	810	28 1/4	715	42 1/2	1080
72	1825	32 3/8	820	28 1/4	720	43	1090

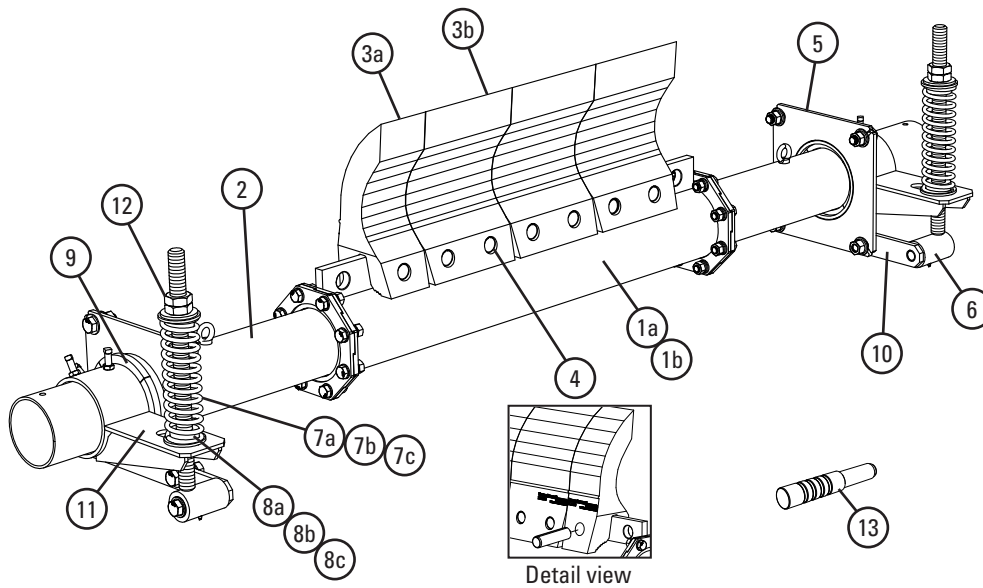
## X & Y Chart for Pole Location

Pulley Diameter (including belt and lagging)		X		Y		C	
in.	mm	in.	mm	in.	mm	in.	mm
73	1850	32 3/4	835	28 3/8	720	43 3/8	1100
74	1875	33 1/4	845	28 1/2	725	43 7/8	1115
75	1900	33 3/4	860	28 5/8	725	44 1/4	1125
76	1925	34 1/4	870	28 5/8	730	44 3/4	1135
77	1950	34 3/4	885	28 3/4	730	45 1/8	1145
78	1975	35 1/4	895	28 7/8	730	45 1/2	1155
79	2000	35 3/4	910	28 7/8	735	46	1170
80	2025	36 1/4	920	29	735	46 3/8	1180
81	2050	36 3/4	935	29 1/8	740	46 7/8	1190
82	2075	37 1/4	945	29 1/8	740	47 1/4	1200
83	2100	37 3/4	960	29 1/4	745	47 3/4	1215
84	2125	38 1/4	970	29 3/8	745	48 1/4	1225
85	2150	38 3/4	985	29 1/2	750	48 5/8	1235
86	2175	39 1/4	995	29 1/2	750	49 1/8	1245
87	2200	39 3/4	1010	29 5/8	750	49 1/2	1260
88	2225	40 1/4	1020	29 3/4	755	50	1270
89	2250	40 3/4	1035	29 3/4	755	50 3/8	1280
90	2275	41 1/8	1045	29 7/8	760	50 7/8	1290
91	2300	41 5/8	1060	30	760	51 3/8	1305
92	2325	42 1/8	1070	30	765	51 3/4	1315
93	2350	42 5/8	1085	30 1/8	765	52 1/4	1325
94	2375	43 1/8	1095	30 1/4	770	52 5/8	1340
95	2400	43 5/8	1110	30 1/4	770	53 1/8	1350
96	2425	44 1/8	1120	30 3/8	770	53 5/8	1360



# Replacement Parts List

**MXP**  
Extreme-Duty Precleaner



## Replacement Poles

REF	DESCRIPTION	ORDERING NUMBER	ITEM CODE	WT. LBS.
1a	42" (1050mm) Center Pole BW-6	MXPP-642	90589	177.0
	48" (1200mm) Center Pole BW-6	MXPP-648	90590	198.0
	54" (1350mm) Center Pole BW-6	MXPP-654	90591	218.0
	60" (1500mm) Center Pole BW-6	MXPP-660	90592	239.0
	72" (1800mm) Center Pole BW-6	MXPP-672	90593	280.0
	84" (2100mm) Center Pole BW-6	MXPP-684	90594	320.0
	96" (2400mm) Center Pole BW-6	MXPP-696	90595	361.0
	108" (2700mm) Center Pole BW-6	MXPP-6108	90644	402.0
1b	120" (3000mm) Center Pole BW-6	MXPP-6120	90596	443.0
	42" (1050mm) Center Pole BW-12	MXPP-1242	90622	178.0
	48" (1200mm) Center Pole BW-12	MXPP-1248	90623	198.0
	54" (1350mm) Center Pole BW-12	MXPP-1254	90624	219.0
	60" (1500mm) Center Pole BW-12	MXPP-1260	90625	239.0
	72" (1800mm) Center Pole BW-12	MXPP-1272	90626	280.0
	84" (2100mm) Center Pole BW-12	MXPP-1284	90627	321.0
	96" (2400mm) Center Pole BW-12	MXPP-1296	90628	362.0
2	108" (2700mm) Center Pole BW-12	MXPP-12108	90645	401.0
	120" (3000mm) Center Pole BW-12	MXPP-12120	90629	442.0
2	Extreme Duty Pole Ends* (pair)	MXPPE	90598	133.0

\*Hardware Included

Lead Time: 2 weeks

## Spring Tensioner Selection Chart

CLEANER BLADE WIDTH	90612 XDST-P	90611 XDST-W	90613 XDST-B
UltraShear 42-60" (1050-1500mm)	X		
UltraShear 72-108" (1800-2700mm)		X	
UltraShear 120" (3000mm)			X

## Replacement Parts

REF	DESCRIPTION	ORDERING NUMBER	ITEM CODE	WT. LBS.
3a	UltraShear Blade 6" (150mm)	USB6	90410	20.0
3b	UltraShear Blade 12" (300mm)	USB12	90409	40.0
4	UltraShear Blade Pin (1 ea.)	USBP	90411	1.0
5	X DST Mounting Plate Kit* (2 ea.)	XDSTMPK	90599	64.0
6	X DST Pivot Arm Kit* (1 ea.)	XDSTPAK	90600	20.0
7a	X DST Tension Spring - Purple (1 ea.) for blades 42" - 60" (1050 - 1500mm)	XDSTS-P	90602	10.0
7b	X DST Tension Spring - White (1 ea.) for blades 72" - 108" (1800 - 2700mm)	XDSTS-W	90601	13.0
7c	X DST Tension Spring - Black (1 ea.) for blades 120" (3000mm)	XDSTS-B	90603	17.0
8a	X DST Bushing Kit - Purple (2 ea.)	XDSTBK-P	90605	0.5
8b	X DST Bushing Kit - White (2 ea.)	XDSTBK-W	90604	0.5
8c	X DST Bushing Kit - Black (2 ea.)	XDSTBK-B	90606	0.5
9	MXP Pole Bearing Kit (8 segments) Replacements for both tensioners	MXPPBK	90607	2.5
10	X DST Pivot Shaft Bracket* (1 ea.)	XDSTPSBK	90608	15.0
11	X DST Torque Arm Kit* (1 ea.)	XDSTTAK	90609	15.0
12	X DST Jam Nut Kit (2 nuts, 1 washer)	XDSTJNK	90610	1.0
13	USB Blade Pin Removal Tool	USBBRP	90412	9.0
-	X DST Spring Tensioner* - Purple (incl. 1 ea. items 5, 9; 2 ea. items 6,7a,8a,10,11,12) for blades 42" - 60" (1050 - 1500mm)	XDST-P	90612	206.0
-	X DST Spring Tensioner* - White (incl. 1 ea. items 5, 9; 2 ea. items 6,7b,8b,10,11,12) for blades 72" - 108" (1800 - 2700mm)	XDST-W	90611	212.0
-	X DST Spring Tensioner* - Black (incl. 1 ea. items 5, 9; 2 ea. items 6,7c,8c,10,11,12) for blades 120" (3000mm)	XDST-B	90613	220.0

\*Hardware Included

Lead Time: 1 working day




# Product Ordering Information

## HV2 Segmented Blade Precleaner

### With V-Tips

BELT WIDTH		V-TIP SIZE	ORDERING NUMBER	ITEM CODE	WT. LBS.
in.	mm				
18	450	SS	HV2-18SS	79323	99.5
18	450	S	HV2-18S	79324	100.9
18	450	M	HV2-18M	79325	101.7
24	600	SS	HV2-24SS	79326	112.6
24	600	S	HV2-24S	79327	114.7
24	600	M	HV2-24M	79328	115.9
30	750	SS	HV2-30SS	79329	125.6
30	750	S	HV2-30S	79330	128.4
30	750	M	HV2-30M	79331	130.0
36	900	SS	HV2-36SS	79332	138.7
36	900	S	HV2-36S	79333	142.2
36	900	M	HV2-36M	79334	144.2
36	900	L	HV2-36L	79335	145.2
42	1050	SS	HV2-42SS	79336	151.8
42	1050	S	HV2-42S	79337	156.0
42	1050	M	HV2-42M	79338	158.4
42	1050	L	HV2-42L	79339	159.6
42	1050	LL	HV2-42LL	79340	163.8
48	1200	SS	HV2-48SS	79341	164.8
48	1200	S	HV2-48S	79342	169.7
48	1200	M	HV2-48M	79343	172.5
48	1200	L	HV2-48L	79344	173.9
48	1200	LL	HV2-48LL	79345	178.8
54	1350	S	HV2-54S	79346	183.5
54	1350	M	HV2-54M	79347	186.7
54	1350	L	HV2-54L	79348	188.3
54	1350	LL	HV2-54LL	79349	193.9
60	1500	S	HV2-60S	79350	197.3
60	1500	M	HV2-60M	79351	200.9
60	1500	L	HV2-60L	79352	202.7
60	1500	LL	HV2-60LL	79353	209.0
72	1800	S	HV2-72S	79354	216.2
72	1800	M	HV2-72M	79355	220.2
72	1800	L	HV2-72L	79356	222.2
72	1800	LL	HV2-72LL	79357	229.2



**HV2 Precleaner**  
• 2-7/8" (73mm) diameter pole.

### Replacement HV2-Tips

ORDERING NUMBER	ITEM CODE	WT. LBS.
HV2T-S/S	79367	0.6
HV2PT	79368	0.8

Lead time: 1 working day

### Replacement HV2 Suspension Arms

SIZE	ORDERING NUMBER	ITEM CODE	WT. LBS.
SS	H2SA6SS	79369	2.5
S	H2SA6S	79370	3.2
M	H2SA6M	79371	3.6
L	H2SA6L	79372	3.8
LL	H2SA6LL	79373	4.5

Lead time: 1 working day

### HV2 Suspension Arm Size

HEAD PULLEY DIAMETER + BELT & LAGGING		HV2 ARM SIZE
in.	mm	
10 - 19	250-475	SS
20 - 31	500-775	S
32 - 39	800-975	M
40 - 47	1000-1175	L
48 - 67	1200-1675	LL

\*NOTE: HV2 Tips must be used only on vulcanized belts.

HV2 Suspension Arm size is determined by head pulley diameter - see chart.

Additional sizes available upon request.

Lead time: 1 working day

### Tips Required per Cleaner Size

in.	18	24	30	36	42	48	54	60	72
mm	450	600	750	900	1050	1200	1350	1500	1800
HV2-Tips Required	2	3	4	5	6	7	8	9	11

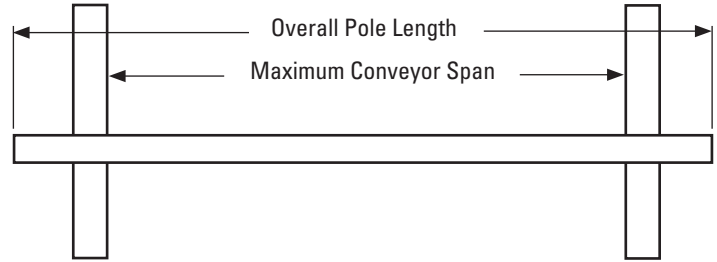
# Specifications & Guidelines

## HV2 Segmented Blade Precleaner

### Pole Length Specifications\*

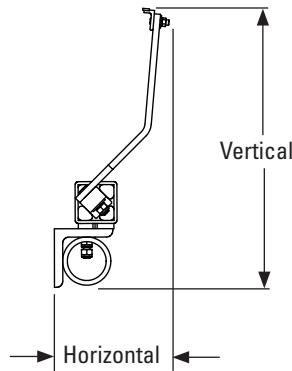
CLEANER SIZE		POLE LENGTH		MAXIMUM CONVEYOR SPAN	
in.	mm	in.	mm	in.	mm
18	450	66	1650	56	1400
24	600	72	1800	62	1550
30	750	78	1950	68	1700
36	900	84	2100	74	1850
42	1050	90	2250	80	2000
48	1200	96	2400	86	2150
54	1350	102	2550	92	2300
60	1500	108	2700	98	2450
72	1800	120	3000	110	2750

\*For special extra long pole length requirements a Pole Extender Kit (#76024) is available that provides 30" (750mm) of extended pole length. Pole Diameter – 2-7/8" (73mm) (p. 157)



### Clearance Guidelines for Installation

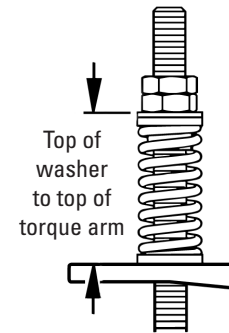
SUSPENSION ARM SIZE	HORIZONTAL CLEARANCE REQUIRED		VERTICAL CLEARANCE REQUIRED	
	in.	mm	in.	mm
SS	8-1/4	210	12-5/8	320
S	8-1/4	210	15-3/8	390
M	8-1/4	210	16-5/8	416
L	8-1/4	210	17-1/2	445
LL	8-1/4	210	20-1/8	511



### HV2 Spring Length Chart

Belt Width		No. of Tips	SS		S		M		L		LL	
in	mm		in	mm	in	mm	in	mm	in	mm	in	mm
18	450	2	5 1/4	133	4 7/8	124	4 3/4	121	4 1/2	114	N/A	N/A
24	600	3	4 1/2	114	4 1/8	105	5 3/4	146	5 3/4	146	N/A	N/A
30	750	4	4 1/2	114	4 1/8	105	5 3/4	146	5 3/4	146	N/A	N/A
36	900	5	5 3/4	146	5 5/8	143	5 1/2	140	5 3/8	137	N/A	N/A
42	1050	6	5 5/8	143	5 3/8	137	5 1/4	133	5 1/8	130	4 3/4	121
48	1200	7	5 5/8	143	5 3/8	137	5 1/4	133	5 1/8	130	4 3/4	121
54	1350	8	N/A	N/A	5 1/8	130	5	127	4 7/8	124	6	152
60	1500	9	N/A	N/A	4 7/8	124	6 1/8	156	6	152	5 7/8	150
72	1800	11	N/A	N/A	6	152	6	152	5 7/8	150	5 3/4	146

Purple Spring  
  Silver Spring  
  White Spring

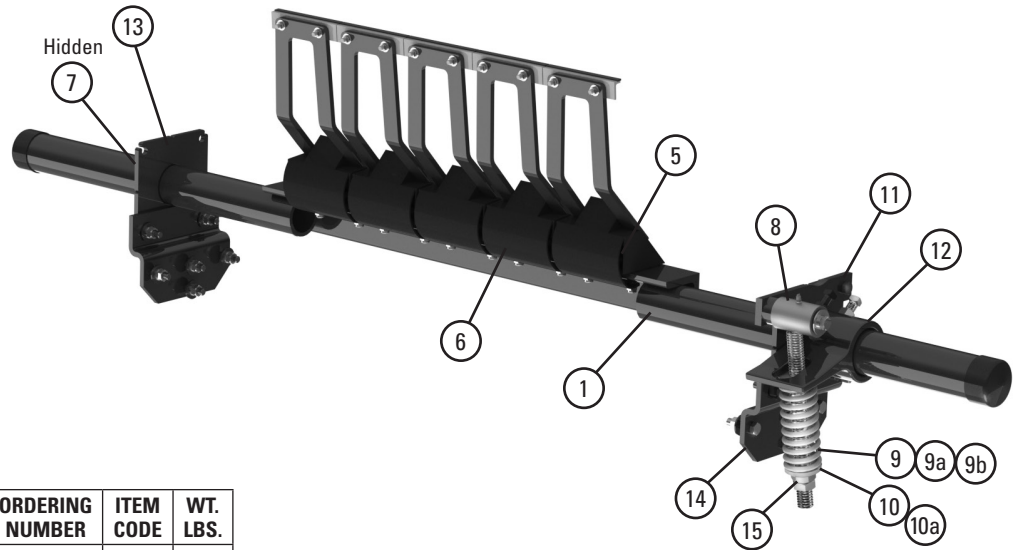


### Specifications:

- Maximum Belt Speed .....1500 FPM (7.5M/sec)
- Temperature Rating .....-30 to 180°F (-35 to 82°C)
- Usable Blade Wear Length.....3/8" (9mm)
- Blade Material .....Long Life Tungsten Carbide (for vulcanized belts only)
- Available for Belt Widths .....18 to 72" (450mm to 1800mm)  
Other sizes available upon request
- CEMA Cleaner Rating .....Class 4

# Replacement Parts List

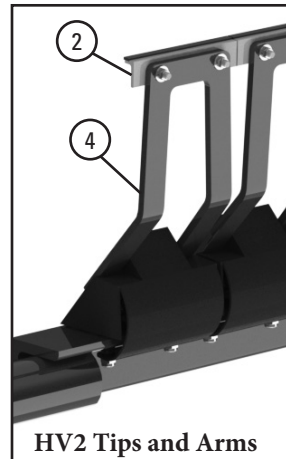
## HV2 Segmented Blade Precleaner



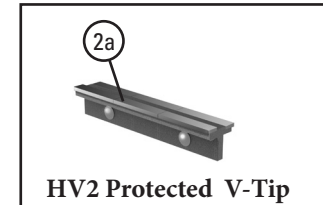
### Replacement Parts

REF	DESCRIPTION	ORDERING NUMBER	ITEM CODE	WT. LBS.
1	18" (450mm) Pole	H2P18	79358	49.8
	24" (600mm) Pole	H2P24	79359	55.0
	30" (750mm) Pole	H2P30	79360	60.1
	36" (900mm) Pole	H2P36	79361	65.3
	42" (1050mm) Pole	H2P42	79362	70.5
	48" (1200mm) Pole	H2P48	79363	75.6
	54" (1350mm) Pole	H2P54	79364	80.8
	60" (1500mm) Pole	H2P60	79365	86.0
72" (1800mm) Pole	H2P72	79366	96.3	
2	HV2 Tip (6"/150mm Tip, 1 ea.)	HV2T-S/S	79367	0.6
2a	HV2 Protected V-Tip* (6"/150mm Tip, 1 ea.) (for vulcanized belts only) (for abusive wear)	HV2PT	79368	0.8
3	HV2-S/S Tip Shield (optional)	HV2SSTS	79375	0.5
4	HV2 SS Suspension Arm*	H2SA6SS	79369	2.5
	HV2 S Suspension Arm*	H2SA6S	79370	3.2
	HV2 M Suspension Arm*	H2SA6M	79371	3.6
	HV2 L Suspension Arm*	H2SA6L	79372	3.8
	HV2 LL Suspension Arm*	H2SA6LL	79373	4.5
5	HV2 Cushion	H2RC	79374	4.3
6	HV2 Polyurethane Cushion Cover	UHVC	79453	0.5
7	Pole Lock Collar* (1 ea.)	MSPPL	75816	1.9
8	Pivot Arm Kit* (1 ea.)	QMTPAK	76096	4.3
9a	Tension Spring - Purple (1 ea.)**	QMTS-P	75845	0.6
9b	Tension Spring - White (1 ea.)**	PSTS-W	75898	1.7
9c	Tension Spring - Silver (1 ea.)**	PSTS-S	75899	3.0
10a	Bushing Kit - Purple (2 ea.) (for Item 9a)	QMTBK-P	76097	0.1
10b	Bushing Kit - White (2 ea.) (for Items 9b & 9c)	QMTBK-W	76098	0.2
11	Pivot Shaft Bracket Kit* (1 ea.)	QMTPSBK	76099	4.3
12	Torque Arm Kit* (1 ea.)	PSTA	75896	11.4
13	Mounting Plate Kit* (2 ea.)	MSPMPK	75811	8.3
14	Offset Bracket Kit* (1 ea.)	HOBK	76399	12.4
15	Jam Nut Kit QMT Tensioner	JNK-C	79893	0.3
-	QMT Spring Tensioner* - Purple (incl. 1 ea. Items 9a, 10a, 11, 12, 13)	QMT-P	76074	20.4
-	QMT Spring Tensioner* - White (incl. 1 ea. Items 9b, 10b, 11, 12, 13)	QMT-W	76075	21.8
-	QMT Spring Tensioner* - Silver (incl. 1 ea. Items 9c, 10b, 11, 12, 13)	QMT-S	79039	20.3

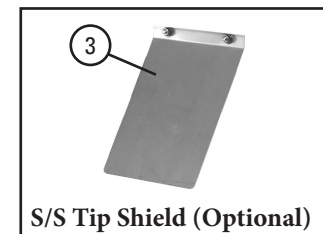
\*Hardware included  
Note: All poles and tensioners are heavy-duty style.  
Lead time: 1 working day



HV2 Tips and Arms



HV2 Protected V-Tip



S/S Tip Shield (Optional)

### Spring Tensioner Selection Chart

HV2 Precleaner Size	76074 QMT-P	76075 QMT-W	76402 QMT-S
18" SS,S,M; 24" S,S; 30" SS,S	X		
24" M; 30" M; 36" SS-L; 42" SS-L; 48" SS-LL; 54" S-L; 60" S; 72" S		X	
54" LL; 60" M-LL; 72" M-LL			X

### Tips Required per Cleaner Size

in.	18	24	30	36	42	48	54	60	72
mm	450	600	750	900	1050	1200	1350	1500	1800
<b>HV2-Tips Required</b>	2	3	4	5	6	7	8	9	11

# Product Ordering Information

## H-Type® Segmented Blade Precleaner with XF2-Tips


### With XF2-Tips

BELT WIDTH		XF2-TIP SIZE	ORDERING NUMBER	ITEM CODE	WT. LBS.
in.	mm				
18	450	SS	HXF2-18SS	76138	32.0
18	450	S	HXF2-18S	76289	97.1
18	450	M	HXF2-18M	76290	97.9
24	600	SS	HXF2-24SS	76139	110.0
24	600	S	HXF2-24S	76291	111.2
24	600	M	HXF2-24M	76292	112.4
30	750	SS	HXF2-30SS	76140	113.8
30	750	S	HXF2-30S	76293	115.0
30	750	M	HXF2-30M	76294	116.2
36	900	SS	HXF2-36SS	76141	126.2
36	900	S	HXF2-36S	76295	127.8
36	900	M	HXF2-36M	76296	129.4
36	900	L	HXF2-36L	76297	130.6
42	1050	SS	HXF2-42SS	76142	138.6
42	1050	S	HXF2-42S	76298	140.6
42	1050	M	HXF2-42M	76299	142.6
42	1050	L	HXF2-42L	76300	144.1
48	1200	SS	HXF2-48SS	76143	142.4
48	1200	S	HXF2-48S	76301	144.4
48	1200	M	HXF2-48M	76302	146.4
48	1200	L	HXF2-48L	76303	147.9
54	1350	SS	HXF2-54SS	76144	154.8
54	1350	S	HXF2-54S	76304	157.2
54	1350	M	HXF2-54M	76305	161.7
54	1350	L	HXF2-54L	76306	163.5
60	1500	S	HXF2-60S	76145	196.2
60	1500	M	HXF2-60M	76307	199.0
60	1500	L	HXF2-60L	76308	201.1
72	1800	S	HXF2-72S	76146	216.8
72	1800	M	HXF2-72M	76309	220.0
72	1800	L	HXF2-72L	76310	222.4

\*NOTE: XF2-Tips must be used on mechanically spliced belts.  
Can be used on vulcanized belts.  
XF2-Tip size is determined by head pulley diameter - see chart.  
Additional sizes available upon request.  
To order a cleaner with XF-Tips, call Customer Service.  
Lead time: 1 working day

### Tips Required per Cleaner Size

in.	18	24	30	36	42	48	54	60	72
mm	450	600	750	900	1050	1200	1350	1500	1800
XF2-Tips Required	2	3	3	4	5	5	6	7	8

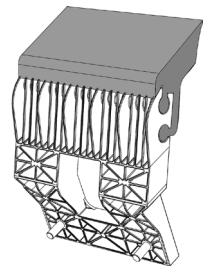


H-Type® with XF2-Tips  
• 2 7/8" (73mm) diameter pole.

### Replacement XF2-Tips

SIZE	ORDERING NUMBER	ITEM CODE	WT. LBS.
SS	HXF2-SS	75979	3.0
S	HXF2-S	75980	3.4
M	HXF2-M	75981	3.8
L	HXF2-L	75982	4.1

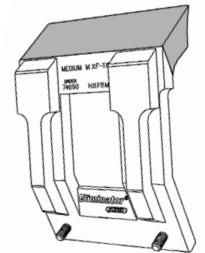
Specially formulated, long-wearing polyurethane blade tip.  
Impact-resistant, reinforced nylon base for rigidity and minimal deflection.  
Lead time: 1 working day



### Replacement XF-Tips

SIZE	ORDERING NUMBER	ITEM CODE	WT. LBS.
SS	HXF8SS	74307	3.4
S	HXF8S	74689	3.8
M	HXF8M	74690	4.1
L	HXF8L	74691	4.5

Lead time: 1 working day



### XF2-Tip & XF-Tip Size

HEAD PULLEY DIAMETER + BELT & LAGGING		XF2-TIP & XF-TIP SIZE
in.	mm	
10-19	250-475	SS
20-31	500-775	S
32-39	800-975	M
40-47	1000-1175	L

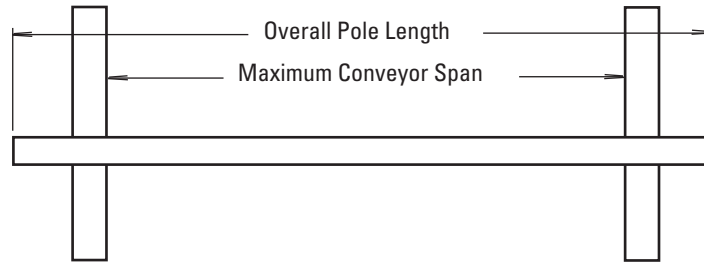
# Specifications & Guidelines

## H-Type<sup>®</sup> Segmented Blade Precleaner with XF2-Tips

### Pole Length Specifications\*

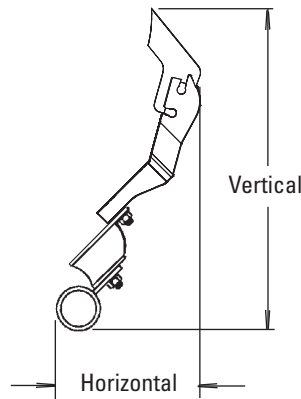
CLEANER SIZE		POLE LENGTH		MAXIMUM CONVEYOR SPAN	
in.	mm	in.	mm	in.	mm
18	450	66	1650	56	1400
24	600	72	1800	62	1550
30	750	78	1950	68	1700
36	900	84	2100	74	1850
42	1050	90	2250	80	2000
48	1200	96	2400	86	2150
54	1350	102	2550	92	2300
60	1500	108	2700	98	2450
72	1800	120	3000	110	2750

\*For special extra long pole length requirements a Pole Extender Kit (#76024) is available that provides 30" (750mm) of extended pole length. (p. 157). Pole Diameter – 2-7/8" (73mm)



### Clearance Guidelines for Installation

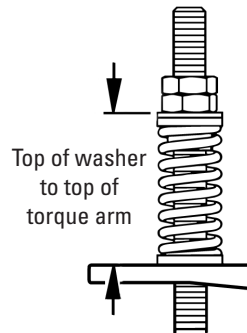
SUSPENSION ARM SIZE	HORIZONTAL CLEARANCE REQUIRED		VERTICAL CLEARANCE REQUIRED	
	in.	mm	in.	mm
SS	7	175	13	325
S	7	175	15	375
M	7	175	16 1/2	413
L	7	175	18 1/2	463
LL	7	175	22	550



### QMT Spring Length Chart

Belt Width		No. of Tips	SS		S		M		L	
in	mm		in	mm	in	mm	in	mm	in	mm
18	450	2	4 1/2	114	4	102	5 3/4	146	N/A	N/A
24	600	3	5 5/8	143	5 1/2	140	5 3/8	137	N/A	N/A
30	750	3	5 5/8	143	5 1/2	140	5 3/8	137	N/A	N/A
36	900	4	5 3/8	137	5 1/8	130	5	127	4 1/4	108
42	1050	5	5	127	4 3/4	121	6	152	6	152
48	1200	5	5	127	4 3/4	121	6	152	6	152
54	1350	6	4 3/4	121	6	152	5 7/8	150	5 7/8	150
60	1500	7	N/A	N/A	5 7/8	150	5 3/4	146	5 3/4	146
72	1800	8	N/A	N/A	5 3/4	146	5 5/8	143	5 5/8	143

Purple Spring
  Silver Spring
  White Spring



### Specifications:

- Maximum Belt Speed ..... 1000 FPM (5M/sec)
- Temperature Rating ..... -30 to 180°F (-35 to 82°C)
- Usable Blade Wear Length..... 3" (75mm)
- Blade Material ..... Polyurethane (proprietary blend for abrasion resistance and long wear)
- Available for Belt Widths ..... 18 to 72" (450 to 1800mm).  
Other sizes available upon request
- CEMA Cleaner Rating ..... Class 4

# Product Ordering Information

## H-Type® Segmented Blade Precleaner with V-Tips

### With V-Tips\*

BELT WIDTH		SUSPENSION ARM SIZE	ORDERING NUMBER	ITEM CODE	WT. LBS.
in.	mm				
18	450	SS	HV-18SS	76101	96.3
18	450	S	HV-18S	76190	97.1
18	450	M	HV-18M	76191	98.1
24	600	SS	HV-24SS	76102	108.6
24	600	S	HV-24S	76192	109.8
24	600	M	HV-24M	76193	111.3
30	750	SS	HV-30SS	76103	112.4
30	750	S	HV-30S	76194	113.6
30	750	M	HV-30M	76195	115.1
36	900	SS	HV-36SS	76104	124.8
36	900	S	HV-36S	76196	127.8
36	900	M	HV-36M	76197	129.8
36	900	L	HV-36L	76198	131.4
42	1050	SS	HV-42SS	76105	138.6
42	1050	S	HV-42S	76199	140.6
42	1050	M	HV-42M	76251	143.1
42	1050	L	HV-42L	76252	145.1
42	1050	LL	HV-42LL	76253	147.6
48	1200	SS	HV-48SS	76106	142.4
48	1200	S	HV-48S	76254	144.4
48	1200	M	HV-48M	76255	146.9
48	1200	L	HV-48L	76256	148.9
48	1200	LL	HV-48LL	76257	151.4
54	1350	S	HV-54S	76107	157.2
54	1350	M	HV-54M	76258	160.2
54	1350	L	HV-54L	76259	162.6
54	1350	LL	HV-54LL	76260	165.6
60	1500	S	HV-60S	76108	194.1
60	1500	M	HV-60M	76261	197.6
60	1500	L	HV-60L	76262	200.4
60	1500	LL	HV-60LL	76263	206.0
72	1800	S	HV-72S	76109	214.7
72	1800	M	HV-72M	76264	218.7
72	1800	L	HV-72L	76265	224.0
72	1800	LL	HV-72LL	76266	228.0



### H-Type® Precleaner with V-Tips

• 2 7/8" (73mm) diameter pole.

### Replacement V-Tips

ORDERING NUMBER	ITEM CODE	WT. LBS.
HVT8-S/S	75419	1.0

Lead time: 1 working day

### Replacement Suspension Arms

SIZE	ORDERING NUMBER	ITEM CODE	WT. LBS.
SS	HSA8SS	73047	2.0
S	HSA8S	73048	2.4
M	HSA8M	73049	2.9
L	HSA8L	73063	3.3
LL	HSA8LL	73064	3.8

Lead time: 1 working day

\*NOTE: V-Tips can be used ONLY on vulcanized belts.

Suspension arm size is determined by head pulley diameter - see chart.

Additional sizes available upon request.

Lead time: 1 working day

### Tips Required per Cleaner Size

in.	18	24	30	36	42	48	54	60	72
mm	450	600	750	900	1050	1200	1350	1500	1800
V-Tips Required	2	3	3	4	5	5	6	7	8

### Suspension Arm Size

HEAD PULLEY DIAMETER + BELT & LAGGING		SUSPENSION ARM SIZE
in.	mm	
10-19	250-475	SS
20-31	500-775	S
32-39	800-975	M
40-47	1000-1175	L
48-67	1200-1675	LL

# Specifications & Guidelines

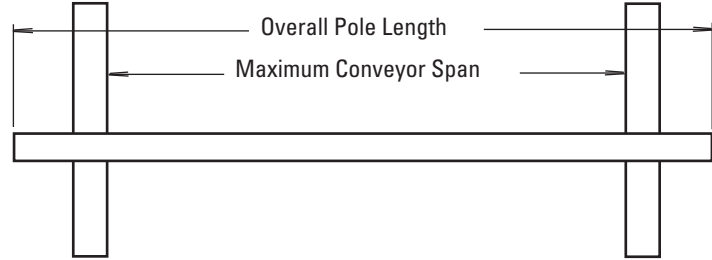
## H-Type<sup>®</sup> Segmented Blade Precleaner with V-Tips

### Pole Length Specifications\*

CLEANER SIZE		POLE LENGTH		MAXIMUM CONVEYOR SPAN	
in.	mm	in.	mm	in.	mm
18	450	66	1650	56	1400
24	600	72	1800	62	1550
30	750	78	1950	68	1700
36	900	84	2100	74	1850
42	1050	90	2250	80	2000
48	1200	96	2400	86	2150
54	1350	102	2550	92	2300
60	1500	108	2700	98	2450
72	1800	120	3000	110	2750

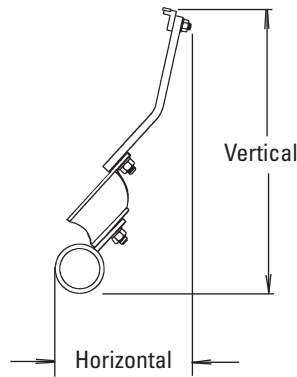
\*For special extra long pole length requirements a Pole Extender Kit (#76024) is available that provides 30" (750mm) of extended pole length. (p. 157).

Pole Diameter – 2-7/8" (73mm)



### Clearance Guidelines for Installation

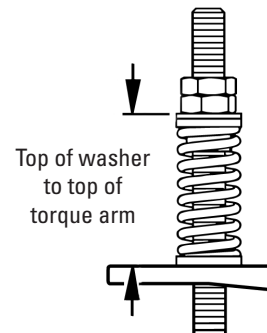
SUSPENSION ARM SIZE	HORIZONTAL CLEARANCE REQUIRED		VERTICAL CLEARANCE REQUIRED	
	in.	mm	in.	mm
SS	7	175	13	325
S	7	175	15	375
M	7	175	16 1/2	413
L	7	175	18 1/2	463
LL	7	175	22	550



### QMT Spring Length Chart

Belt Width		No. of Tips	SS		S		M		L		LL	
in	mm		in	mm	in	mm	in	mm	in	mm	in	mm
18	450	2	5 1/4	133	4 7/8	124	4 3/4	121	4 1/2	114	N/A	N/A
24	600	3	4 1/2	114	4 1/8	105	5 3/4	146	5 3/4	146	N/A	N/A
30	750	4	4 1/2	114	4 1/8	105	5 3/4	146	5 3/4	146	N/A	N/A
36	900	5	5 3/4	146	5 5/8	143	5 1/2	140	5 3/8	137	N/A	N/A
42	1050	6	5 5/8	143	5 3/8	137	5 1/4	133	5 1/8	130	4 3/4	121
48	1200	7	5 5/8	143	5 3/8	137	5 1/4	133	5 1/8	130	4 3/4	121
54	1350	8	N/A	N/A	5 1/8	130	5	127	4 7/8	124	6	152
60	1500	9	N/A	N/A	4 7/8	124	6 1/8	156	6	152	5 7/8	150
72	1800	11	N/A	N/A	6	152	6	152	5 7/8	150	5 3/4	146

Purple Spring
  Silver Spring
  White Spring



### Specifications:

- Maximum Belt Speed ..... 1500 FPM (7.5M/sec)
- Temperature Rating ..... -30 to 180°F (-35 to 82°C)
- Usable Blade Wear Length..... 3/8" (9mm)
- Blade Material ..... Long Life Tungsten Carbide (for vulcanized belts only)
- Available for Belt Widths ..... 18 to 72" (450 to 1800mm) Other sizes available upon request
- CEMA Cleaner Rating ..... Class 4



# Product Ordering Information

## H-Type<sup>®</sup> Segmented Blade Precleaner with Protected V-Tips

### With Protected V-Tips\*


For abusive applications where materials being cleaned off the belt wear the back sides of the cleaner's V-Tips.

BELT WIDTH		SUSPENSION ARM SIZE	ORDERING NUMBER	ITEM CODE	WT. LBS.
in.	mm				
18	450	S	HVP-18S	76124	99.1
18	450	M	HVP-18M	76267	100.1
18	450	L	HVP-18L	76268	100.9
24	600	S	HVP-24S	76125	112.8
24	600	M	HVP-24M	76269	114.3
24	600	L	HVP-24L	76270	115.5
30	750	S	HVP-30S	76126	116.6
30	750	M	HVP-30M	76271	118.1
30	750	L	HVP-30L	76272	119.3
36	900	S	HVP-36S	76127	130.4
36	900	M	HVP-36M	76273	133.8
36	900	L	HVP-36L	76274	135.4
42	1050	S	HVP-42S	76128	145.6
42	1050	M	HVP-42M	76275	148.1
42	1050	L	HVP-42L	76276	150.1
48	1200	S	HVP-48S	76129	149.4
48	1200	M	HVP-48M	76277	151.9
48	1200	L	HVP-48L	76278	153.9
48	1200	LL	HVP-48LL	76279	156.4
54	1350	S	HVP-54S	76130	163.2
54	1350	M	HVP-54M	76280	166.2
54	1350	L	HVP-54L	76281	168.6
54	1350	LL	HVP-54LL	76282	171.6
60	1500	S	HVP-60S	76131	201.1
60	1500	M	HVP-60M	76283	204.6
60	1500	L	HVP-60L	76284	207.4
60	1500	LL	HVP-60LL	76285	213.0
72	1800	S	HVP-72S	76132	222.7
72	1800	M	HVP-72M	76286	226.7
72	1800	L	HVP-72L	76287	232.0
72	1800	LL	HVP-72LL	76288	236.0

\*NOTE: Protected V-Tips can be used ONLY on vulcanized belts. Suspension arm size is determined by head pulley diameter - see chart. Cleaners come standard with Stainless Steel Tip Shields. Additional sizes available upon request. Lead time: 1 working day

### Tips Required per Cleaner Size

in.	18	24	30	36	42	48	54	60	72
mm	450	600	750	900	1050	1200	1350	1500	1800
<b>Protected V-Tips Required</b>	2	3	3	4	5	5	6	7	8



**H-Type<sup>®</sup> with HVP-Tips**  
• 2 7/8" (73mm) diameter pole.

### Replacement Protected V-Tips

ORDERING NUMBER	ITEM CODE	WT. LBS.
HVPT	73631	2.7

Lead time: 1 working day

### Replacement Suspension Arms

SIZE	ORDERING NUMBER	ITEM CODE	WT. LBS.
SS	HSA8SS	73047	2.0
S	HSA8S	73048	2.4
M	HSA8M	73049	2.9
L	HSA8L	73063	3.3
LL	HSA8LL	73064	3.8

Lead time: 1 working day

### Suspension Arm Size

HEAD PULLEY DIAMETER + BELT & LAGGING		SUSPENSION ARM SIZE
in.	mm	
10-19	250-475	SS
20-31	500-775	S
32-39	800-975	M
40-47	1000-1175	L
48-67	1200-1675	LL

# Specifications & Guidelines

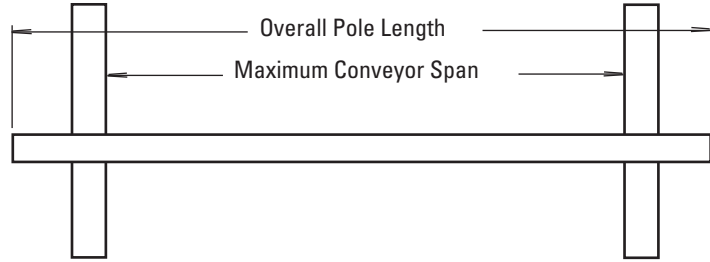
## H-Type® Segmented Blade Precleaner with Protected V-Tips

### Pole Length Specifications\*

CLEANER SIZE		POLE LENGTH		MAXIMUM CONVEYOR SPAN	
in.	mm	in.	mm	in.	mm
18	450	66	1650	56	1400
24	600	72	1800	62	1550
30	750	78	1950	68	1700
36	900	84	2100	74	1850
42	1050	90	2250	80	2000
48	1200	96	2400	86	2150
54	1350	102	2550	92	2300
60	1500	108	2700	98	2450
72	1800	120	3000	110	2750

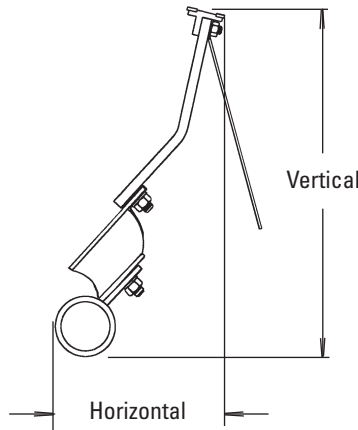
\*For special extra long pole length requirements a Pole Extender Kit (#76024) is available that provides 30" (750mm) of extended pole length. (p. 157).

Pole Diameter – 2-7/8" (73mm)



### Clearance Guidelines For Installation

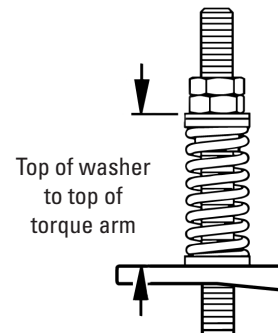
SUSPENSION ARM SIZE	HORIZONTAL CLEARANCE REQUIRED		VERTICAL CLEARANCE REQUIRED	
	in.	mm	in.	mm
SS	7	175	13	325
S	7	175	15	375
M	7	175	16 1/2	413
L	7	175	18 1/2	463
LL	7	175	22	550



### QMT Spring Length Chart

Belt Width		No. of Tips	SS		S		M		L		LL	
in	mm		in	mm	in	mm	in	mm	in	mm	in	mm
18	450	2	5 1/4	133	4 7/8	124	4 3/4	121	4 1/2	114	N/A	N/A
24	600	3	4 1/2	114	4 1/8	105	5 3/4	146	5 3/4	146	N/A	N/A
30	750	4	4 1/2	114	4 1/8	105	5 3/4	146	5 3/4	146	N/A	N/A
36	900	5	5 3/4	146	5 5/8	143	5 1/2	140	5 3/8	137	N/A	N/A
42	1050	6	5 5/8	143	5 3/8	137	5 1/4	133	5 1/8	130	4 3/4	121
48	1200	7	5 5/8	143	5 3/8	137	5 1/4	133	5 1/8	130	4 3/4	121
54	1350	8	N/A	N/A	5 1/8	130	5	127	4 7/8	124	6	152
60	1500	9	N/A	N/A	4 7/8	124	6 1/8	156	6	152	5 7/8	150
72	1800	11	N/A	N/A	6	152	6	152	5 7/8	150	5 3/4	146

Purple Spring
  Silver Spring
  White Spring

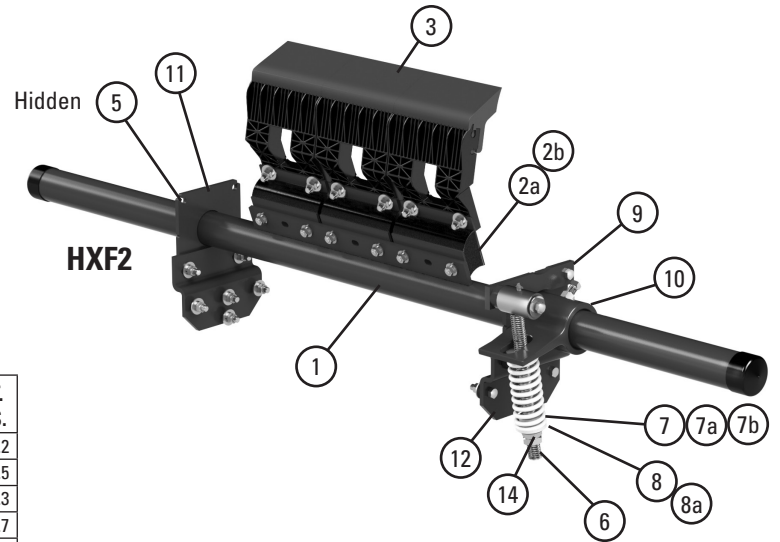


### Specifications:

- Maximum Belt Speed ..... 1500 FPM (7.5M/sec)
- Temperature Rating ..... -30 to 180°F (-35 to 82°C)
- Usable Blade Wear Length..... 3/8" (9mm)
- Blade Material ..... Long Life Tungsten Carbide (for vulcanized belts only)
- Available for Belt Widths ..... 18 to 72" (450 to 1800mm). Other sizes available upon request.
- CEMA Cleaner Rating ..... Class 4

# Replacement Parts List

## H-Type® Segmented Blade Precleaners



### Replacement Parts

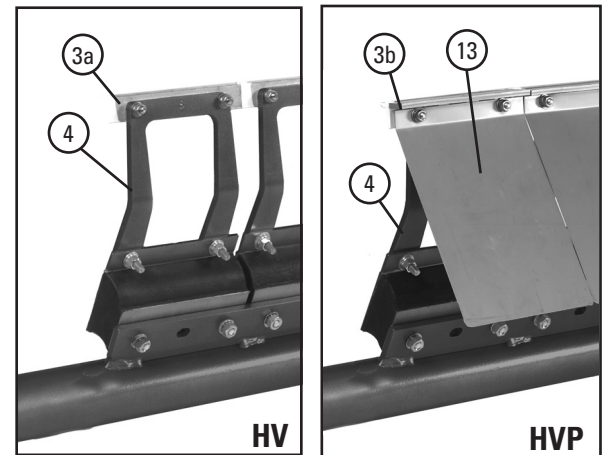
REF	DESCRIPTION	ORDERING NUMBER	ITEM CODE	WT. LBS.
1	18" (450mm) Pole	H78P18	76110	41.2
	24" (600mm) Pole	H78P24	76111	46.5
	30" (750mm) Pole	H78P30	76112	50.3
	36" (900mm) Pole	H78P36	76113	55.7
	42" (1050mm) Pole	H78P42	76114	61.1
	48" (1200mm) Pole	H78P48	76115	64.9
	54" (1350mm) Pole	H78P54	76116	70.3
	60" (1500mm) Pole	H78P60	76117	99.8
	72" (1800mm) Pole	H78P72	76118	113.0
2a	H2 XF-Tip Cushion* (for S, M, L HXF2-Tips; or S - LL Susp. Arms)	HXFC2	75902	4.0
2b	H2 F-Tip Cushion* (for SS HXF2 Tips; or SS Susp. Arms)	HFC2	75901	4.0
3	HXF2-Tip Extra Small*	HXF2-SS	75979	3.0
	HXF2-Tip Small*	HXF2-S	75980	3.4
	HXF2-Tip Medium*	HXF2-M	75981	3.8
	HXF2-Tip Large*	HXF2-L	75982	4.1
3a	H V-Tip* (1 ea.)	HVT8-S/S	75419	1.0
3b	H Protected V-Tip* (1 ea.) for vulcanized belts only) (for abusive wear)	HVPT	73631	2.7
4	H SS Suspension Arm*	HSA8SS	73047	0.5
	H S Suspension Arm*	HSA8S	73048	1.0
	H M Suspension Arm*	HSA8M	73049	1.5
	H L Suspension Arm*	HSA8L	73063	2.0
	H LL Suspension Arm*	HSA8LL	73064	2.5
5	Pole Lock Collar* (1 ea.)	MSPPL	75816	1.9
6	Pivot Arm Kit* (1 ea.)	QMTPAK	76096	4.3
7	Tension Spring - Purple (1 ea.)**	QMTS-P	75845	0.6
7a	Tension Spring - White (1 ea.)**	PSTS-W	75898	1.7
7b	Tension Spring - Silver (1 ea.)**	PSTS-S	75899	3.0
8	Bushing Kit - Purple (2 ea.) (for Item 7)	QMTBK-P	76097	0.1
8a	Bushing Kit - White (2 ea.) (for Items 7a & 7b)	QMTBK-W	76098	0.2
9	Pivot Shaft Bracket Kit* (1 ea.)	QMTPSBK	76099	4.3
10	Torque Arm Kit* (1 ea.)	PSTA	75896	11.4
11	Mounting Plate Kit* (2 ea.)	MSPMPK	75811	8.3
12	Offset Bracket Kit* (1 ea.)	HOBK	76399	12.4
13	H SS Tip Shield	HSST	74771	0.5
14	Jam Nut Kit QMT Tensioner	JNK-C	79893	0.3
-	H SS Cushion Shield	HSSCS	74772	0.6
-	H-Type Shim Kit*	HVSK	74304	0.1
-	QMT Spring Tensioner* - Purple (incl. 1 ea. Items 6, 7, 8, 9, & 10)	QMT-P	76074	20.4
-	QMT Spring Tensioner* - White (incl. 1 ea. Items 6, 7a, 8a, 9, & 10)	QMT-W	76075	21.8
-	QMT Spring Tensioner* - Silver (incl. 1 ea. Items 6, 7b, 8a, 9, & 10)	QMT-S	79039	20.3

\*Hardware included

Note: All poles and tensioners are heavy-duty style.

Parts for old style H cleaners – See p. 167

Lead time: 1 working day



### Spring Tensioner Selection Chart

CLEANER TYPE AND SIZE	76074 QMT-P	76075 QMT-W	79039 QMT-S
<b>HXF2</b>			
18" SS & S	X		
18" M; 24-36"; 42-48" SS & S; 54" SS		X	
42-48" M & L; 54-72" S, M, L			X
<b>HV</b>			
18" SS, S, M; 24-30" SS & S	X		
24-30" M; 36-48"; 54" S, M, L; 60" S		X	
54" LL; 60" M, L, LL; 72"			X
<b>HVP</b>			
18" S, M; 24-30" S	X		
24-30" M; 36-48"; 54" S, M, L; 60" S		X	
54" LL; 60" M, L, LL; 72"			X

# Product Ordering Information

## H-Type® High Temperature Precleaner with V-Tips

### High-Temp with V-Tips

BELT WIDTH		SUSPENSION ARM SIZE	ORDERING NUMBER	ITEM CODE	WT. LBS.
in.	mm				
18	450	SS	HTV18SS	74821	64.0
18	450	S	HTV18S	74828	65.0
24	600	SS	HTV24SS	74822	71.6
24	600	S	HTV24S	74829	72.6
30	750	SS	HTV30SS	74823	78.0
30	750	S	HTV30S	74830	80.0
36	900	SS	HTV36SS	74824	88.0
36	900	S	HTV36S	74831	90.0
36	900	M	HTV36M	74838	92.0
42	1050	SS	HTV42SS	74825	108.0
42	1050	S	HTV42S	74832	110.0
42	1050	M	HTV42M	74839	112.0
48	1200	SS	HTV48SS	74826	117.0
48	1200	S	HTV48S	74833	120.0
48	1200	M	HTV48M	74840	122.0

Suspension arm size is determined by head pulley diameter - see chart.

Pole Diameter - 2-3/8" (60mm)

Lead time: 1 working day



### Replacement Suspension Arms

SUSPENSION ARM SIZE	ORDERING NUMBER	ITEM CODE	WT. LBS.
SS	HSA8SS	73047	0.5
S	HSA8S	73048	1.0
M	HSA8M	73049	1.5

Lead time: 1 working day

### Replacement Spring

ORDERING NUMBER	ITEM CODE	WT. LBS.
HTTS-HT	79068	1.0

Lead time: 1 working day

### Replacement V-Tips

ORDERING NUMBER	ITEM CODE	WT. LBS.
HVT8-S/S	75419	1.0

Lead time: 1 working day

### Tips Required per Cleaner Size

in.	18	24	30	36	42	48
mm	450	600	750	900	1050	1200
<b>V-Tips Required</b>	2	3	3	4	5	5

### Suspension Arm Size

HEAD PULLEY DIAMETER + BELT & LAGGING		SUSPENSION ARM SIZE
in.	mm	
8-15	200-375	SS
16-27	400-675	S
28-35	700-875	M

### Product Notes:

- The High Temp Precleaner works in ambient temperatures up to 400°F (204°C) with spikes to 450°F (232°C)
- V-Tips can be used ONLY on vulcanized belts.
- Cleaners come standard with stainless steel tip shields.
- For replacement parts see the old-style H-Type Replacement Parts List (p. 167).
- Compatible with reversing belts.

# Product Ordering Information

## EZS2 Standard Duty Secondary Cleaner

### EZS2 Secondary Cleaner

BELT WIDTH		ORDERING NUMBER	ITEM CODE	WT. LBS.
in.	mm			
18	450	EZS2-18	75643	71.0
24	600	EZS2-24	75644	75.8
30	750	EZS2-30	75645	79.7
36	900	EZS2-36	75646	85.5
42	1050	EZS2-42	75647	89.4
48	1200	EZS2-48	75648	94.2
54	1350	EZS2-54	75649	99.0
60	1500	EZS2-60	75650	136.3
72	1800	EZS2-72	75651	151.9

Lead time: 1 working day



### Replacement C-Tips

ORDERING NUMBER	ITEM CODE	WT. LBS.
ICT6	74535	0.7

Lead time: 1 working day

### Tips Required Per Cleaner Size

in.	18	24	30	36	42	48	54	60	72
mm	450	600	750	900	1050	1200	1350	1500	1800
C-Tips Required	3	4	5	6	7	8	9	10	12

### Product Notes:

- Blade width equals belt width.
- Can be installed in any location from where the belt leaves the pulley on down the beltline.
- FormFlex™ cushions automatically adjust the individual tension of each blade to the belt.
- Works with mechanical splices.
- A special cushion pad helps absorb the impact from mechanical splices and eliminates blade vibration.
- Comes complete with universal mounting brackets.
- Versatile tensioner can be installed to either push-up or pull-up the cleaner to the belt, depending on installation space constraints.
- If belt is cupped or has low tension, a hold-down roller may be required to flatten and support the belt for optimal cleaning results.


# Product Ordering Information

## *EZS2* High Temperature Secondary Cleaner

### High-Temp with C-Tips

BELT WIDTH		ORDERING NUMBER	ITEM CODE	WT. LBS.
in.	mm			
18	450	HTS18	76085	64.0
24	600	HTS24	76086	68.0
30	750	HTS30	76087	72.0
36	900	HTS36	76088	76.0
42	1050	HTS42	76089	80.0
48	1200	HTS48	76090	84.0
54	1350	HTS54	76091	88.0
60	1500	HTS60	76092	145.3
72	1800	HTS72	76093	149.5

Pole Diameter - 2-3/8" (60mm)  
Lead time: 1 working day



### Replacement C-Tips

ORDERING NUMBER	ITEM CODE	WT. LBS.
ICT6	74535	0.7

Lead time: 1 working day

### Replacement Cushion Kit

ORDERING NUMBER	ITEM CODE	WT. LBS.
HTSCK	76094	1.5

Lead time: 1 working day

### Tips Required per Cleaner Size

in.	18	24	30	36	42	48	54	60	72
mm	450	600	750	900	1050	1200	1350	1500	1800
<b>C-Tips Required</b>	3	4	5	6	7	8	9	10	12

### Product Notes:

- The High Temp Secondary works in ambient temperatures up to 400°F (204°C) with spikes to 450°F (232°C).
- Works with mechanical fasteners.

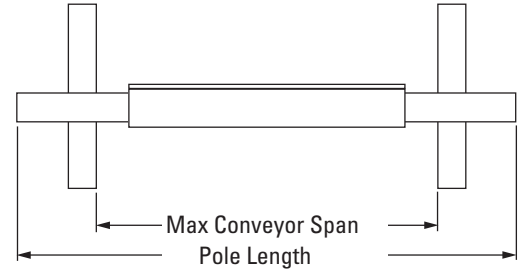
# Specifications & Guidelines

## EZS2 Standard Duty Secondary Cleaner

### Pole Length Specifications

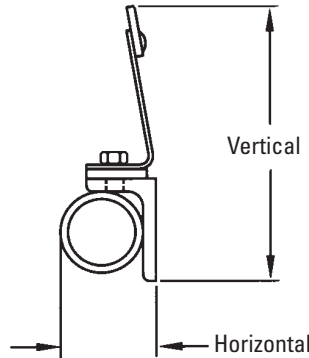
BELT WIDTH		BLADE WIDTH		POLE LENGTH		MAXIMUM CONVEYOR SPAN	
in.	mm	in.	mm	in.	mm	in.	mm
18	450	18	450	52	1300	47	1175
24	600	24	600	58	1450	53	1325
30	750	30	750	64	1600	59	1475
36	900	36	900	70	1750	65	1625
42	1050	42	1050	76	1900	71	1775
48	1200	48	1200	82	2050	77	1925
54	1350	54	1350	88	2200	83	2075
60	1500	60	1500	94	2350	89	2225
72	1800	72	1800	106	2650	101	2525

Pole Diameter – 2-3/8" (60mm) on 18" - 54" (450-1350mm)  
 Pole Diameter – 2-7/8" (73mm) on 60" - 72" (1500-1800mm)



### Clearance Guidelines for Installation

HORIZONTAL CLEARANCE REQUIRED		VERTICAL CLEARANCE REQUIRED	
in.	mm	in.	mm
4	100	8 1/2 for 18-54"	213
		9 1/2 for 60-72"	238



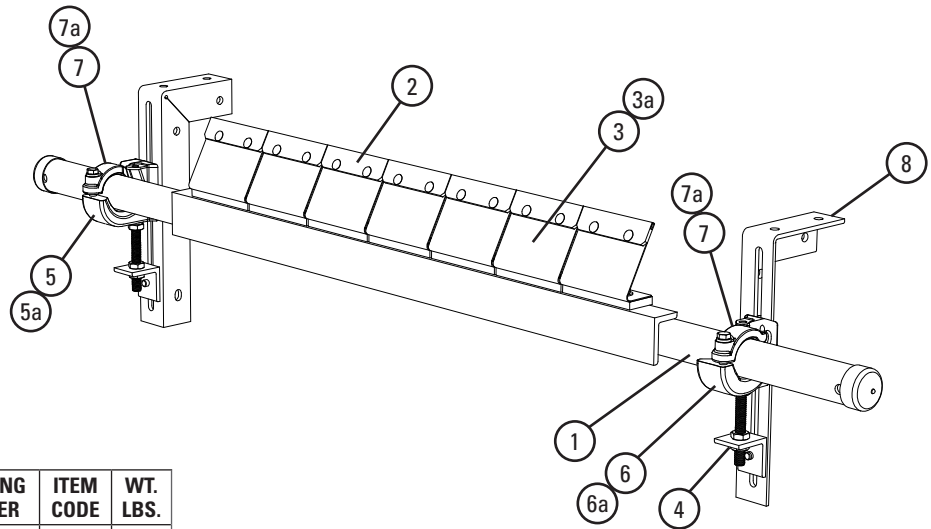
### Specifications:

- Maximum Belt Speed .....700 FPM (3.5M/sec)
- Temperature Rating (EZS2).....-30 to 200°F (-35 to 93°C)
- Temperature Rating (EZS2 High-Temp).....Up to 400°F (204°C) with spikes to 450°F (232°C)
- Usable Blade Wear Length.....3/8" (9mm)
- Blade Material .....Impact Resistant Tungsten Carbide  
(works with mechanical fasteners)
- Available for Belt Widths .....18 to 72" (450 to 1800mm)
- CEMA Cleaner Rating .....Class 3



# Replacement Parts List

## EZS2 Standard Duty Secondary Cleaner



### Replacement Parts

REF	DESCRIPTION	ORDERING NUMBER	ITEM CODE	WT. LBS.
1	18" (450mm) Pole	EZS2P18	75652	25.0
	24" (600mm) Pole	EZS2P24	75653	28.0
	30" (750mm) Pole	EZS2P30	75654	30.0
	36" (900mm) Pole	EZS2P36	75655	34.0
	42" (1050mm) Pole	EZS2P42	75656	36.0
	48" (1200mm) Pole	EZS2P48	75657	39.0
	54" (1350mm) Pole	EZS2P54	75658	42.0
	60" (1500mm) Pole	EZS2P60	75659	77.0
	72" (1800mm) Pole	EZS2P72	75660	89.0
2	C-Tip Kit* (1 ea.)	ICT6	74535	0.7
3	FormFlex™ Cushion Kit* (incl. (1) cushion & (1) pad)	FFCK	75661	1.5
3a	High Temp Replacement Cushion Kit* (incl. (1) cushion & (1) pad)	HTSCK	76094	1.5
4	Adjusting Bracket Kit* (1 ea.)	PAB	75513	1.5
5	Pole Clamp Kit LEFT* (1 ea.) (incl. item 7)	CCKL	79224	6.8
5a	HD Pole Clamp Kit LEFT* (1 ea.) (incl. item 7a)	CCKHDL	79225	8.7
6	Pole Clamp Kit RIGHT* (1 ea.) (incl. item 7)	CCKR	79228	6.8
6a	HD Pole Clamp Kit RIGHT* (1 ea.) (incl. item 7a)	CCKHDR	79229	8.7
7	Cradle Clamp Top Strap (1 ea.) (for use on L or R Pole Clamp Kit)	CCKTS	79232	1.1
7a	HD Cradle Clamp Top Strap (1 ea.) (for use on L or R HD Pole Clamp Kit)	CCKHDTS	79233	1.7
8	Mounting Bracket Kit (1 Right & 1 Left)	EZS2MBK	75666	13.0
-	Cradle Clamp Mounting Kit* (incl. (2) ea. item 4 & (1) ea. items 5, 6 & 8)	CCMK	78919	33.0
-	HD Cradle Clamp Mounting Kit* (incl. (2) ea. item 4 & (1) ea. items 5a, 6a & 8)	CCMKHD	78920	36.7

\*Hardware Included  
Lead time: 1 working day

### Mounting Kit Selection Chart

Cleaner Width	78919 CCMK	78920 CCMKHD
EZS2 18–54" (450–1350mm)	X	
EZS2 60–72" (1500–1800mm)		X


### Tips Required per Cleaner Size

in.	18	24	30	36	42	48	54	60	72
mm	450	600	750	900	1050	1200	1350	1500	1800
<b>C-Tips Required</b>	3	4	5	6	7	8	9	10	12

# Product Ordering Information

**Y-Type™**


**Standard Duty Secondary Cleaner  
with Carbide or Polyurethane Blades and YST Tensioner**



## With Carbide Blades

BELT WIDTH		ORDERING NUMBER	ITEM CODE	WT. LBS.
in.	mm			
18	450	YT-TC-18S	79759	55.0
24	600	YT-TC-24S	79760	60.0
30	750	YT-TC-30S	79761	65.0
36	900	YT-TC-36S	79762	70.0
42	1050	YT-TC-42S	79763	76.0
48	1200	YT-TC-48S	79764	82.0


Lead time: 1 working day



## With Polyurethane Blades - Purple

BELT WIDTH		ORDERING NUMBER	ITEM CODE	WT. LBS.
in.	mm			
18	450	YT-18S	79765	59.0
24	600	YT-24S	79766	65.0
30	750	YT-30S	79767	71.0
36	900	YT-36S	79768	77.0
42	1050	YT-42S	79769	83.0
48	1200	YT-48S	79770	89.0


Lead time: 1 working day



## With Polyurethane Blades - White

BELT WIDTH		ORDERING NUMBER	ITEM CODE	WT. LBS.
in.	mm			
18	450	YTW-18S	79771	59.0
24	600	YTW-24S	79772	65.0
30	750	YTW-30S	79773	71.0
36	900	YTW-36S	79774	77.0
42	1050	YTW-42S	79775	83.0
48	1200	YTW-48S	79776	89.0

Lead time: 1 working day



## With UHT Polyurethane Blades - Red

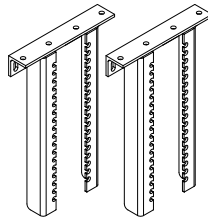
BELT WIDTH		ORDERING NUMBER	ITEM CODE	WT. LBS.
in.	mm			
18	450	YTR-18S	91798	59.0
24	600	YTR-24S	91799	65.0
30	750	YTR-30S	91800	71.0
36	900	YTR-36S	91801	77.0
42	1050	YTR-42S	91802	83.0
48	1200	YTR-48S	91803	89.0

Lead time: 1 working day

## Optional YST Drop Brackets (2)

ORDERING NUMBER	ITEM CODE	WT. LBS.
YSTDBK2	113390	32.0

Lead time: 1 working day



YST Standard Duty Drop Brackets

## Product Notes:

- Works on reversing belts, vulcanized belts, and belts with mechanical fasteners.
- Pole Length: Belt width plus 30" (750mm). For longer requirements, see Installation Accessories – Pole Extender Kit (p. 157).
- Visual Blade Tension Check: Measure the tension spring and refer to Spring Length Chart on mounting base for the correct length for best cleaning performance.
- Tensioner: Standard Duty YST Spring Tensioner for self-adjusting tensioning with easy retensioning adjustments. The tensioner can be mounted in pull-up or push-up position.
- To make cleaner installation easier and quicker, see Optional Mounting Kits on replacement parts page or p. 157.
- Simple design makes changing the blades fast and easy. Blades can be removed and replaced individually, or all at once by replacing the cartridge.

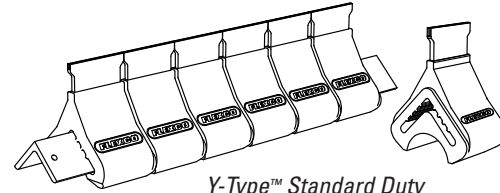
# Replacement Blades

## Y-Type™ Standard Duty Secondary Cleaner with Carbide or Polyurethane Blades and YST Tensioner

### Standard Carbide Blades

BELT WIDTH		ORDERING NUMBER	ITEM CODE	WT. LBS.
in.	mm			
-	-	YT-C*	79574	1.1
18	450	YCART-18/450-TC	79811	12.6
24	600	YCART-24/600-TC	79812	16.5
30	750	YCART-30/750-TC	79813	20.4
36	900	YCART-36/900-TC	79814	24.2
42	1050	YCART-42/1050-TC	79815	28.1
48	1200	YCART-48/1200-TC	79816	31.9

\*Single 3" blade segment  
Lead time: 1 working day

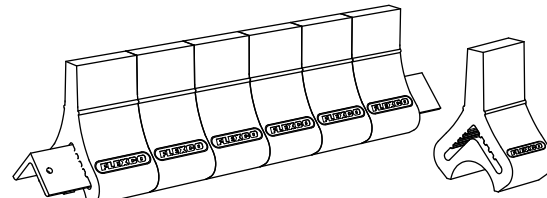


Y-Type™ Standard Duty  
Carbide Blade Cartridge

### Standard Polyurethane Blades - Purple

BELT WIDTH		ORDERING NUMBER	ITEM CODE	WT. LBS.
in.	mm			
-	-	YT-P*	79573	1.2
18	450	YCART-18/450-P	79617	13.1
24	600	YCART-24/600-P	79618	17.1
30	750	YCART-30/750-P	79619	21.1
36	900	YCART-36/900-P	79620	25.1
42	1050	YCART-42/1050-P	79621	29.1
48	1200	YCART-48/1200-P	79622	33.1

\*Single 3" blade segment  
Lead time: 1 working day



Y-Type™ Standard Duty  
Polyurethane Blade Cartridge

### Polyurethane Blades - White†

BELT WIDTH		ORDERING NUMBER	ITEM CODE	WT. LBS.
in.	mm			
-	-	YT-W*	79572	1.2
18	450	YCART-18/450-W	79611	13.1
24	600	YCART-24/600-W	79612	17.1
30	750	YCART-30/750-W	79613	21.1
36	900	YCART-36/900-W	79614	25.1
42	1050	YCART-42/1050-W	79615	29.1
48	1200	YCART-48/1200-W	79616	33.1

\*Single 3" blade segment

†White blades are chemical resistant, and all ingredients used in Polyurethane formulation comply with the relevant requirements of 21 CFR (FDA Code of Federal Regulations) for use in repeated bulk dry food applications.  
Lead time: 1 working day

### UHT Polyurethane Blades - Red

BELT WIDTH		ORDERING NUMBER	ITEM CODE	WT. LBS.
in.	mm			
-	-	YT-R*	91804	1.2
18	450	YCART-18/450-R	91805	13.1
24	600	YCART-24/600-R	91806	17.1
30	750	YCART-30/750-R	91807	21.1
36	900	YCART-36/900-R	91808	25.1
42	1050	YCART-42/1050-R	91809	29.1
48	1200	YCART-48/1200-R	91810	33.1

\*Single 3" blade segment  
Lead time: 1 working day

### Blades Required per Cleaner Size

in.	18	24	30	36	42	48
mm	450	600	750	900	1050	1200
No. Required	6	8	10	12	14	16

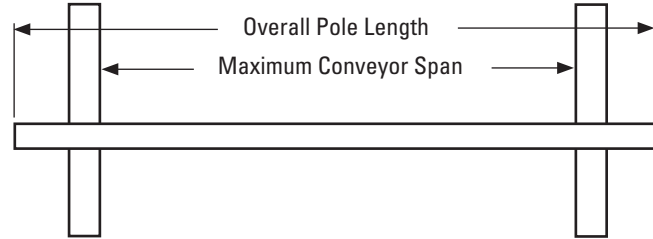
# Specifications & Guidelines

## Y-Type™ Standard Duty Secondary Cleaner with YST Tensioner

### Pole Length Specifications

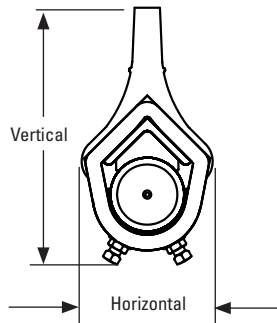
CLEANER SIZE		POLE LENGTH		MAXIMUM CONVEYOR SPAN	
in.	mm	in.	mm	in.	mm
18	450	48	1200	40	1025
24	600	54	1350	46	1175
30	750	60	1500	52	1325
36	900	66	1650	58	1475
42	1050	72	1800	64	1625
48	1200	78	1950	70	1775

Pole Length – Belt +30" (750mm)  
Pole Diameter – 2-3/8" (60mm)



### Clearance Guidelines for Installation

Cleaner Type	Belt Width/ Cleaner Size		Horizontal Clearance Required		Vertical Clearance Required	
	in.	mm	in.	mm	in.	mm
Y-Type® Polyurethane	18–48	450–1200	4-1/4	110	8-1/4	210
Y-Type® Carbide	18–48	450–1200	4-1/4	110	7-3/4	184



### Blade Specifications

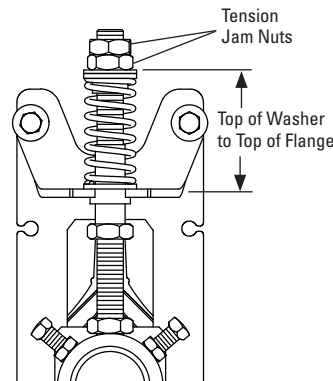
CUSHION	DUROMETER	TEMPERATURE RANGE
Purple (Standard)	83A	-30 to 180°F -35 to 82°C
White (Food Grade) ‡	83A	-30 to 180°F -35 to 82°C
Red (Ultra High-Temp)	93A	Up to 400°F (200°C) Spikes to 450°F (232°C)
Carbide	83A	-30 to 180°F -35 to 82°C

‡ All ingredients used in the polyurethane formulation of this blade comply with the relevant requirements of 21 CFR (FDA Code of Federal Regulations) for use in repeated bulk dry food applications

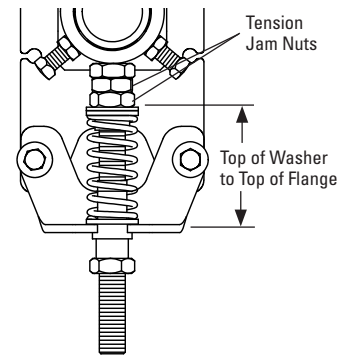
### YST Spring Length Chart

Blade Width		Carbide Tip		Purple or White Polyurethane Tip				Red UHT Polyurethane Tip			
		Silver Springs		Yellow Springs		Purple Springs		Yellow Springs		Purple Springs	
in.	mm	in.	mm	in.	mm	in.	mm	in.	mm	in.	mm
18	450	4 1/8	105	3 1/4	83	3 5/8	92	3 1/8	79	3 5/8	92
24	600	4	102	2 7/8	73	3 3/8	86	2 3/4	70	3 3/8	86
30	750	3 7/8	98	2 5/8	67	3 1/8	79	2 1/2	64	3 1/8	79
36	900	3 3/4	95	2 1/4	57	2 7/8	73	2 1/4	57	2 7/8	73
42	1050	3 5/8	92	NA	NA	2 5/8	67	NA	NA	2 5/8	67
48	1200	3 1/2	89	NA	NA	2 3/8	60	NA	NA	2 3/8	60

Shading indicates preferred spring option.



Pull-Up Tensioner Configuration (SD)



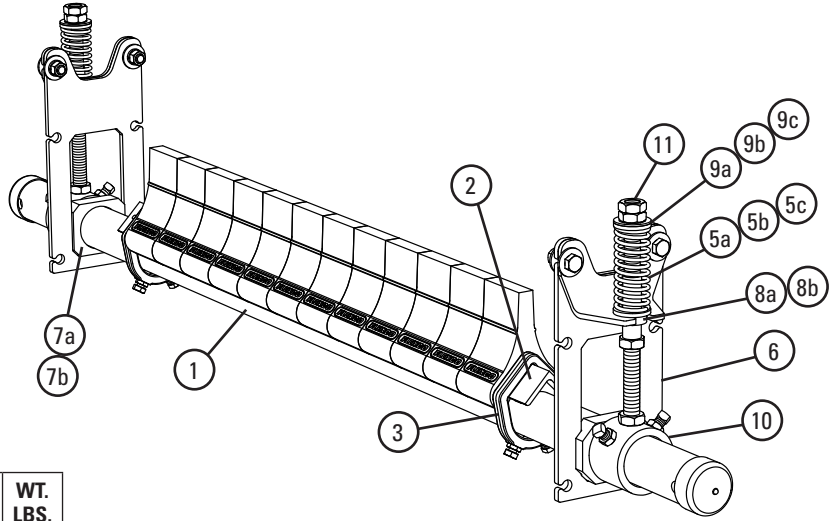
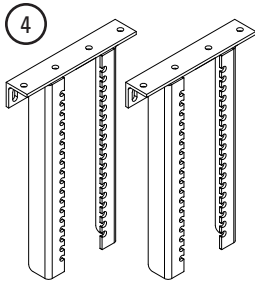
Push-Up Tensioner Configuration (SD)

### Specifications:

- Maximum Belt Speed .....600 FPM (3M/sec)
- Usable Blade Wear Length.....2" (50mm) (Polyurethane)  
1/4" (6mm) (Carbide)
- Blade Materials .....Purple: Polyurethane (proprietary blend for abrasion resistance and long wear)  
White: Polyurethane (chemical resistant/food grade)  
Red: Polyurethane (ultra high-temp)  
Carbide: Tungsten Carbide
- Available for Belt Widths .....18 to 48" (450 to 1200mm). Other sizes available upon request.
- CEMA Cleaner Rating .....Class 2 (Standard-duty with polyurethane blades)  
Class 3 (Standard-duty with carbide blades)

# Replacement Parts List

## Y-Type™ Standard Duty Secondary Cleaner with YST Tensioner



### Replacement Parts

REF	DESCRIPTION	ORDERING NUMBER	ITEM CODE	WT. LBS.
1	18" (450mm) Pole	YTP-18/450	79587	20.2
	24" (600mm) Pole	YTP-24/600	79588	22.7
	30" (750mm) Pole	YTP-30/750	79589	25.2
	36" (900mm) Pole	YTP-36/900	79590	27.7
	42" (1050mm) Pole	YTP-42/1050	79591	30.2
	48" (1200mm) Pole	YTP-48/1200	79592	32.7
2	18" (450mm) Cushion Angle	YTA-18/450	79593	5.7
	24" (600mm) Cushion Angle	YTA-24/600	79594	7.3
	30" (750mm) Cushion Angle	YTA-30/750	79595	8.9
	36" (900mm) Cushion Angle	YTA-36/900	79596	10.4
	42" (1050mm) Cushion Angle	YTA-42/1050	79597	12.0
	48" (1200mm) Cushion Angle	YTA-48/1200	79598	13.6
3	Y-Type Angle Clamp* (2 ea.)	YTAC	79623	2.2
4	YST Drop Bracket Kit (2 ea.)	YSTDBK2	113390	32.0
5a	YST Spring - Yellow	YSTS-Y	79795	0.3
5b	YST Spring - Purple	YSTS-P	79796	0.4
5c	YST Spring - Silver (Carbide Cleaners)	CTS-S	77743	0.5
6	YST Mounting Bracket (incl. Angle Bracket)	YSTMB	79843	3.3
7a	YST Guide Block Kit (Pair)	YSTGBK	79845	0.4
7b	YST Guide Block Kit - UHT (Pair)	YSTGBK-R	91811	0.4
8a	YST Lower Bushing Kit (Pair)	YSTLBK	79846	0.1
8b	YST Lower Bushing Kit - UHT (Pair)	YSTLBK-R	91812	0.1
9a	YST Top Bushing Kit - White (Pair)	YSTTBK-W	79847	0.1
9b	YST Top Bushing Kit - Black (Pair)	YSTTBK-B	79855	0.1
9c	YST Top Bushing Kit - UHT (Pair)	YSTBKPU-R	91813	0.1
10	YST Pole Mount Kit*	YSTPMK	79848	4.3
11	YST Adjusting Rod Nut Kit	YSTANK	79857	0.2
-	YST Spring Tensioner - Yellow (Pair) (incl. 2 ea. item 5a, 6, 10, 11; 1 ea. items 7a, 8a, 9a)	YST-Y	79836	18.2
-	YST Spring Tensioner - Purple (Pair) (incl. 2 ea. item 5b, 6, 10, 11; 1 ea. items 7a, 8a, 9a)	YST-P	79837	18.5
-	YST Spring Tensioner - Silver (Pair) (incl. 2 ea. item 5c, 6, 10, 11; 1 ea. items 7a, 8a, 9b)	YST-S	79838	18.8
-	UHT YST Spring Tensioner - Yellow (Pair) (incl. 2 ea. item 5a, 6, 10, 11; 1 ea. items 7b, 8b, 9c)	YST-Y-R	91814	18.2
-	UHT YST Spring Tensioner - Purple (Pair) (incl. 2 ea. item 5b, 6, 10, 11; 1 ea. items 7b, 8b, 9c)	YST-P-R	91815	18.5

\*Hardware included  
Lead time: 1 working day



### Spring Tensioner Selection Chart

CLEANER BLADE WIDTH	79838 YST-S	79836 YST-Y	79837 YST-P	91814 YST-Y-R	91815 YST-P-R
Carbide 18-48" (450-1200mm)	X				
Polyurethane 18-30" (450-750mm)		X			
Polyurethane 36-48" (900-1200mm)			X		
Red Polyurethane 18-30" (450-750mm)				X	
Red Polyurethane 36-48" (900-1200mm)					X

# Product Ordering Information

**Y-Type™**

**Heavy-Duty Secondary Cleaner**  
with HD Carbide or Urethane Blades and YST Tensioner



## With Carbide Blades



BELT WIDTH		ORDERING NUMBER	ITEM CODE	WT. LBS.
in.	mm			
36	900	YTHD-TC-36S	79777	130.0
42	1050	YTHD-TC-42S	79778	142.4
48	1200	YTHD-TC-48S	79779	151.9
54	1350	YTHD-TC-54S	79780	161.5
60	1500	YTHD-TC-60S	79781	171.0
72	1800	YTHD-TC-72S	79782	190.1

Lead time: 1 working day

## With Polyurethane Blades - Purple

BELT WIDTH		ORDERING NUMBER	ITEM CODE	WT. LBS.
in.	mm			
36	900	YTHD-36S	79783	131.0
42	1050	YTHD-42S	79784	140.3
48	1200	YTHD-48S	79785	149.5
54	1350	YTHD-54S	79786	158.8
60	1500	YTHD-60S	79787	168.0
72	1800	YTHD-72S	79788	186.5

Lead time: 1 working day



## With Polyurethane Blades - White

BELT WIDTH		ORDERING NUMBER	ITEM CODE	WT. LBS.
in.	mm			
36	900	YTHDW-36S	79789	131.0
42	1050	YTHDW-42S	79790	140.3
48	1200	YTHDW-48S	79791	149.5
54	1350	YTHDW-54S	79792	158.8
60	1500	YTHDW-60S	79793	168.0
72	1800	YTHDW-72S	79794	186.5

Lead time: 1 working day

## With UHT Polyurethane Blades - Red

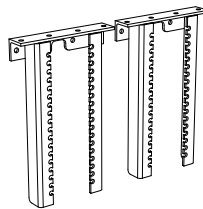
BELT WIDTH		ORDERING NUMBER	ITEM CODE	WT. LBS.
in.	mm			
36	900	YTHDR-36S	91816	131.0
42	1050	YTHDR-42S	91817	140.3
48	1200	YTHDR-48S	91818	149.5
54	1350	YTHDR-54S	91819	158.8
60	1500	YTHDR-60S	91820	168.0
72	1800	YTHDR-72S	91821	186.5

Lead time: 1 working day

## Optional YST Drop Brackets (2)

ORDERING NUMBER	ITEM CODE	WT. LBS.
YSTHDBK	79850	32.1

Lead time: 1 working day



YST HD Drop Brackets

## Product Notes:

- Works on reversing belts, vulcanized belts, and belts with mechanical fasteners.
- Pole Length: Belt width plus 54" (1350mm). For longer requirements, see Installation Accessories – Pole Extender Kit p. (157).
- Visual Blade Tension Check: Measure tension spring and refer to Spring Length Chart on mounting base for correct length for best cleaning performance.
- Tensioner: Standard Duty YST Spring Tensioner for self-adjusting tensioning with easy retensioning adjustments. The tensioner can be mounted in pull-up or push-up position.
- To make cleaner installation easier and quicker, see Optional Mounting Kits on replacement parts page or p. 157.
- Simple design makes changing the blades fast and easy. Blades can be removed and replaced individually, or all at once by replacing the cartridge.

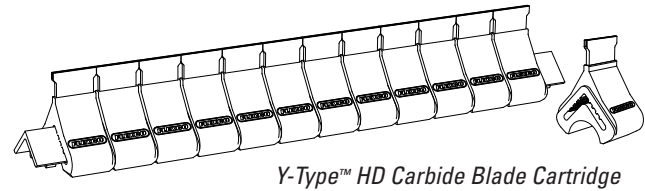
# Replacement Blades

## Y-Type™ Heavy-Duty Secondary Cleaner with HD Carbide or Urethane Blades and YST Tensioner

### HD Carbide Blades

BELT WIDTH		ORDERING NUMBER	ITEM CODE	WT. LBS.
in.	mm			
-	-	YT-HDC*	79728	1.8
36	900	YCART-36/900-HDTC	79829	38.4
42	1050	YCART-42/1050-HDTC	79830	44.5
48	1200	YCART-48/1200-HDTC	79831	50.6
54	1350	YCART-54/1350-HDTC	79832	56.8
60	1500	YCART-60/1500-HDTC	79833	62.9
72	1800	YCART-72/1800-HDTC	79834	75.2

\*Single 3" (75mm) blade segment  
Lead time: 1 working day

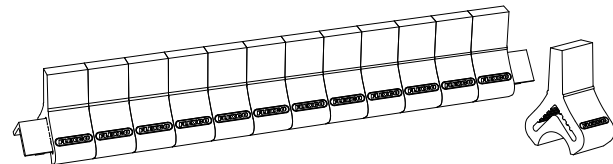


Y-Type™ HD Carbide Blade Cartridge

### HD Polyurethane Blades - Purple

BELT WIDTH		ORDERING NUMBER	ITEM CODE	WT. LBS.
in.	mm			
-	-	YT-HDP*	79677	1.7
36	900	YCART-36/900-HDP	79817	36.5
42	1050	YCART-42/1050-HDP	79818	42.3
48	1200	YCART-48/1200-HDP	79819	48.1
54	1350	YCART-54/1350-HDP	79820	53.9
60	1500	YCART-60/1500-HDP	79821	59.8
72	1800	YCART-72/1800-HDP	79822	71.4

\*Single 3" (75mm) blade segment  
Lead time: 1 working day



Y-Type™ HD Polyurethane Blade Cartridge

### HD Polyurethane Blades - White†

BELT WIDTH		ORDERING NUMBER	ITEM CODE	WT. LBS.
in.	mm			
-	-	YT-HDW*	79676	1.7
36	900	YCART-36/900-HDW	79823	36.5
42	1050	YCART-42/1050-HDW	79824	42.3
48	1200	YCART-48/1200-HDW	79825	48.1
54	1350	YCART-54/1350-HDW	79826	53.9
60	1500	YCART-60/1500-HDW	79827	59.8
72	1800	YCART-72/1800-HDW	79828	71.4

\*Single 3" (75mm) blade segment

†White blades are chemical resistant, and all ingredients used in Polyurethane formulation comply with the relevant requirements of 21 CFR (FDA Code of Federal Regulations) for use in repeated bulk dry food applications.  
Lead time: 1 working day

### HD UHT Polyurethane Blades - Red

BELT WIDTH		ORDERING NUMBER	ITEM CODE	WT. LBS.
in.	mm			
-	-	YT-HDR*	91822	1.7
36	900	YCART-36/900-HDR	91823	36.5
42	1050	YCART-42/1050-HDR	91824	42.3
48	1200	YCART-48/1200-HDR	91825	48.1
54	1350	YCART-54/1350-HDR	91826	53.9
60	1500	YCART-60/1500-HDR	91827	59.8
72	1800	YCART-72/1800-HDR	91828	71.4

\*Single 3" (75mm) blade segment  
Lead time: 1 working day

### Blades Required per Cleaner Size

in.	36	42	48	54	60	72
mm	900	1050	1200	1350	1500	1800
No. Required	12	14	16	18	20	24



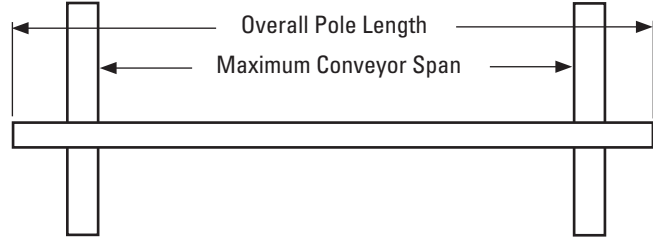
# Specifications & Guidelines

## Y-Type™ Heavy-Duty Secondary Cleaner with YST Tensioner

### Pole Length Specifications

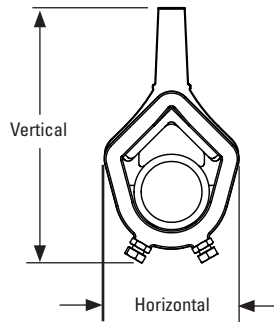
CLEANER SIZE		POLE LENGTH		MAXIMUM CONVEYOR SPAN	
in.	mm	in.	mm	in.	mm
36	900	90	2286	82	2083
42	1050	96	2438	88	2235
48	1200	102	2590	94	2388
54	1350	108	2743	100	2540
60	1500	114	2895	106	2692
72	1800	126	3200	118	2997

Pole Length – Belt +54" (1350mm)  
Pole Diameter – 2-7/8" (73mm)



### Clearance Guidelines for Installation

Cleaner Type	Belt Width/ Cleaner Size		Horizontal Clearance Required		Vertical Clearance Required	
	in.	mm	in.	mm	in.	mm
Y-Type® HD Polyurethane	36-72	900-1800	5-1/4	133	9-1/2	241
Y-Type HD Carbide	36-72	900-1800	5-1/4	133	9-3/4	248



### Blade Specifications

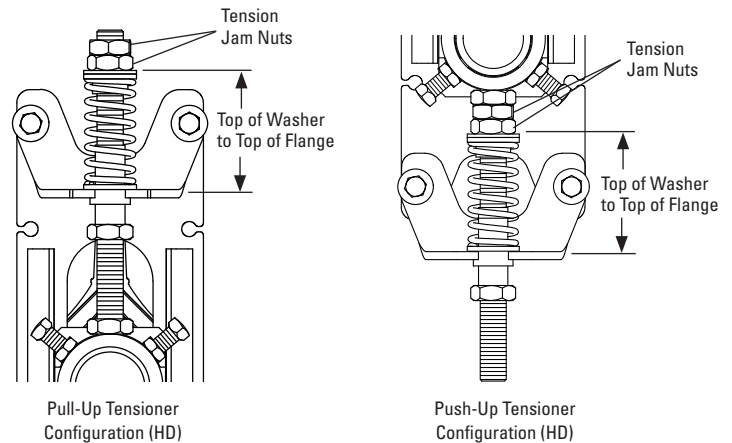
CUSHION	DUROMETER	TEMPERATURE RANGE
Purple (Standard)	83A	-30 to 180°F -35 to 82°C
White (Food Grade) ‡	83A	-30 to 180°F -35 to 82°C
Red (Ultra High-Temp)	93A	Up to 400°F (200°C) Spikes to 450°F (232°C)
Carbide	83A	-30 to 180°F -35 to 82°C

‡ All ingredients used in the polyurethane formulation of this blade comply with the relevant requirements of 21 CFR (FDA Code of Federal Regulations) for use in repeated bulk dry food applications

### YST Spring Length Chart

Blade Width		Carbide Tip				Polyurethane Tip			
		Silver Springs		Black Springs		Green Springs		Blue Springs	
in.	mm	in.	mm	in.	mm	in.	mm	in.	mm
36	900	3 7/8	98	4	102	3	76	3 3/8	86
42	1050	3 3/4	95	3 7/8	98	2 7/8	73	3 1/4	83
48	1200	3 5/8	92	3 3/4	95	2 5/8	67	3 1/8	79
54	1350	3 1/2	89	3 3/4	95	2 1/2	64	3	76
60	1500	3 3/8	86	3 5/8	92	NA	NA	2 7/8	73
72	1800	3 1/4	83	3 1/2	89	NA	NA	2 1/2	64

Shading indicates preferred spring option.

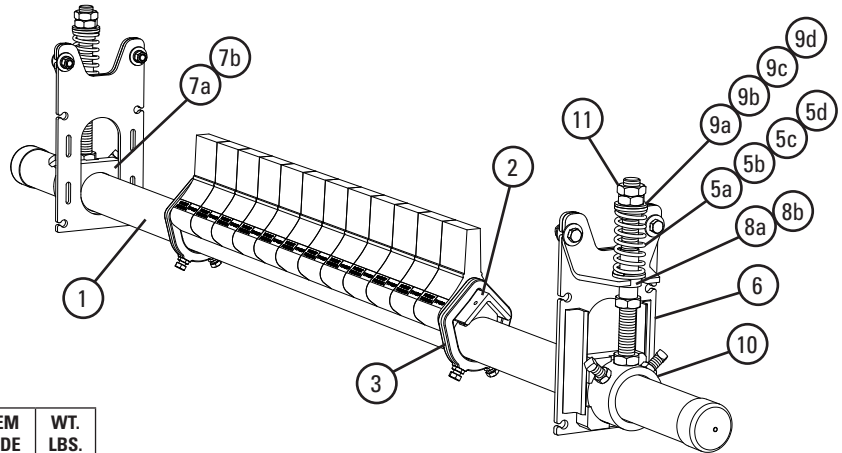
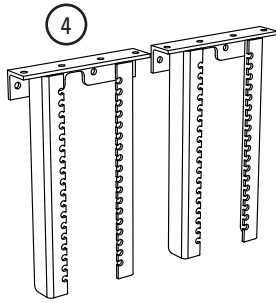


### Specifications:

- Maximum Belt Speed ..... 750 FPM (3.8M/sec)
- Usable Blade Wear Length ..... 3" (76mm) (Polyurethane)  
3/8" (10mm) (Carbide)
- Blade Materials..... Purple: Polyurethane (proprietary blend for abrasion resistance and long wear)  
White: Polyurethane (chemical resistant/food grade)  
Red: Polyurethane (ultra high-temp)  
Carbide: Tungsten Carbide
- Available for Belt Widths..... 36 to 72" (900 to 1800mm). Other sizes available upon request
- CEMA Cleaner Rating..... Class 3 (Heavy-duty with polyurethane or carbide blades)

# Replacement Parts List

## Y-Type™ Heavy-Duty Secondary Cleaner with YST Tensioner



### Replacement Parts

REF	DESCRIPTION	ORDERING NUMBER	ITEM CODE	WT. LBS.
1	36" (900mm) HD Pole	YTPHD-36/900	79799	60.0
	42" (1050mm) HD Pole	YTPHD-42/1050	79800	63.4
	48" (1200mm) HD Pole	YTPHD-48/1200	79801	66.8
	54" (1350mm) HD Pole	YTPHD-54/1350	79802	70.2
	60" (1500mm) HD Pole	YTPHD-60/1500	79803	73.6
	72" (1800mm) HD Pole	YTPHD-72/1800	79804	77.0
2	36" (900mm) HD Cushion Angle	YTAHD-36/900	79805	16.5
	42" (1050mm) HD Cushion Angle	YTAHD-42/1050	79806	18.9
	48" (1200mm) HD Cushion Angle	YTAHD-48/1200	79807	21.4
	54" (1350mm) HD Cushion Angle	YTAHD-54/1350	79808	23.9
	60" (1500mm) HD Cushion Angle	YTAHD-60/1500	79809	26.3
	72" (1800mm) HD Cushion Angle	YTAHD-72/1800	79810	31.3
3	Y-Type HD Angle Clamp* (2 ea.)	YTACHD	79835	4.8
4	YST HD Drop Bracket Kit (2 ea.)	YSTDDBK	79850	32.1
5a	YST HD Spring - Green	YSTDHS-GR	79797	0.5
5b	SST Spring - Silver	STS-S	75843	0.8
5c	YST HD Spring - Blue (Carbide Cleaners)	YSTDHS-BL	79798	0.6
5d	SST Spring - Black (Carbide Cleaners)	STS-B	75844	1.1
6	YST HD Mounting Bracket (incl. Angle Bracket)	YSTDMB	79849	6.7
7a	YST HD Guide Block Kit (Pair)	YSTDGBK	79851	1.0
7b	YST HD Guide Block Kit - UHT (Pair)	YSTDGBK-R	91829	1.0
8a	YST HD Lower Bushing Kit (Pair)	YSTDLBK	79852	0.1
8b	YST HD Lower Bushing Kit - UHT (Pair)	YSTDLBK-R	91830	0.1
9a	YST HD Top Bushing Kit - White (Pair)	YSTDDBK-W	79853	0.1
9b	YST HD Top Bushing Kit - Black (Pair)	YSTDDBK-B	79856	0.1
9c	YST HD Top Bushing Kit - Green (Pair)	YSTDDBK-GR-R	91832	0.1
9d	YST HD Top Bushing Kit - Blue (Pair)	YSTDDBK-BL-R	91831	0.1
10	YST HD Pole Mount Kit*	YSTDPMK	79854	7.8
11	YST HD Adjusting Rod Nut Kit	YSTANKHD	79858	0.6
-	YST Spring Tensioner - Silver (Pair) (incl. 2 ea. item 5b, 6, 10, 11; 1 ea. items 7a, 8a, 9a)	YSTD-S	79840	33.4
-	YST Spring Tensioner - Black (Pair) (incl. 2 ea. item 5d, 6, 10, 11; 1 ea. items 7a, 8a, 9b)	YSTD-BK	79842	34.1
-	YST Spring Tensioner - Green (Pair) (incl. 2 ea. item 5a, 6, 10, 11; 1 ea. items 7a, 8a, 9a)	YSTD-GR	79839	32.8
-	YST Spring Tensioner - Blue (Pair) (incl. 2 ea. item 5c, 6, 10, 11; 1 ea. items 7a, 8a, 9b)	YSTD-BL	79841	33.1
-	UHT YST Spring Tensioner - Green (Pair) (incl. 2 ea. item 5a, 6, 10, 11; 1 ea. items 7b, 8b, 9c)	YSTD-GR-R	91833	32.8
-	UHT YST Spring Tensioner - Blue (Pair) (incl. 2 ea. item 5c, 6, 10, 11; 1 ea. items 7b, 8b, 9d)	YSTD-BL-R	91834	33.1

### Spring Tensioner Selection Chart

CLEANER BLADE WIDTH	79840 YSTDH-S	79842 YSTDH-BK	79839 YSTDH-GR	79841 YSTDH-BL	91833 YSTDH-GR-R	91834 YSTDH-BL-R
Carbide 36-54" (900-1350mm)	X					
Carbide 60-72" (1500-1800mm)		X				
Polyurethane 36-48" (900-1200mm)			X			
Polyurethane 54-72" (1350-1800mm)				X		
UHT 36-48" (900-1200mm)					X	
UHT 54-72" (1350-1800mm)						X

\*Hardware included  
Lead time: 1 working day

# Product Ordering Information


**P-Type®**  
Secondary Cleaner

## With C-Tips\*

BELT WIDTH		ORDERING NUMBER	ITEM CODE	WT. LBS.
in.	mm			
18	450	PC18	74566	72.4
24	600	PC24	74567	79.3
30	750	PC30	74568	85.2
36	900	PC36	74569	92.1
42	1050	PC42	74570	105.0
48	1200	PC48	74571	111.8
54	1350	PC54	74572	122.2
60	1500	PC60	74573	128.1
72	1800	PC72	74574	139.9

\*NOTE: C-Tips can be used on mechanically spliced and vulcanized belts.

Lead time: 1 working day




## With V-Tips\*

BELT WIDTH		ORDERING NUMBER	ITEM CODE	WT. LBS.
in.	mm			
18	450	PV-18	78453	72.4
24	600	PV-24	78415	79.3
30	750	PV-30	78417	85.2
36	900	PV-36	78419	92.1
42	1050	PV-42	78421	105.0
48	1200	PV-48	78423	111.8
54	1350	PV-54	78454	122.2
60	1500	PV-60	78455	128.1
72	1800	PV72	73438	139.9

\*NOTE: V-Tips can be used ONLY on vulcanized belts.

Lead time: 1 working day



## Replacement Tips

ORDERING NUMBER	ITEM CODE	WT. LBS.
ICT6	74535	0.7
PSA150	73156	1.0

Lead time: 1 working day

## Tips Required per Cleaner Size

in.	18	24	30	36	42	48	54	60	72
mm	450	600	750	900	1050	1200	1350	1500	1800
<b>C-Tips or V-Tips Required</b>	3	4	5	6	7	8	9	10	12

## Product Notes:

- C-Tip: specially formulated tungsten carbide blades to work with mechanical fasteners.
- V-Tip: for use on vulcanized belts only.
- Compact design: fits in small transfer areas and tight chutes.
- Tips set at a non-aggressive 70° angle to give quick relief for passing mechanical splices.


# Product Ordering Information

## *P-Type® LS* *Limited Space Secondary Cleaner*

### With C-Tips\*

BELT WIDTH		ORDERING NUMBER	ITEM CODE	WT. LBS.
in.	mm			
18	450	PLSC18	75588	73.4
24	600	PLSC24	75589	80.3
30	750	PLSC30	75590	86.2
36	900	PLSC36	75591	93.1
42	1050	PLSC42	75592	100.0
48	1200	PLSC48	75593	106.9
54	1350	PLSC54	75594	113.8

\*NOTE: C-Tips can be used on mechanically spliced and vulcanized belts.  
Lead time: 1 working day



### Replacement C-Tips

ORDERING NUMBER	ITEM CODE	WT. LBS.
ICT6	74535	0.7

Lead time: 1 working day

### Tips Required per Cleaner Size

in.	18	24	30	36	42	48	54
mm	450	600	750	900	1050	1200	1350
C-Tips Required	3	4	5	6	7	8	9

### Product Notes:

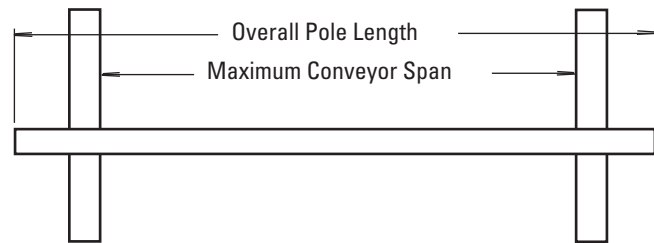
- LS = Limited Space. Requires only 5 1/2" (138mm) of vertical clearance for installation.
- Not available in belt widths larger than 54" (1350mm).

# Specifications & Guidelines

## Pole Length Specifications

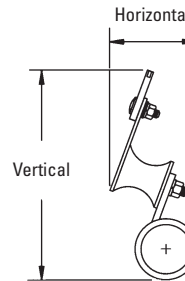
CLEANER SIZE		POLE LENGTH		MAXIMUM CONVEYOR SPAN	
in.	mm	in.	mm	in.	mm
18	450	48	1200	43	1075
24	600	54	1350	49	1225
30	750	60	1500	55	1375
36	900	66	1650	61	1525
42	1050	72	1800	67	1675
48	1200	78	1950	73	1825
54	1350	88	2200	83	2075
60	1500	94	2350	89	2225
72	1800	106	2650	101	2525

Pole Diameter - 2-3/8" (60mm)

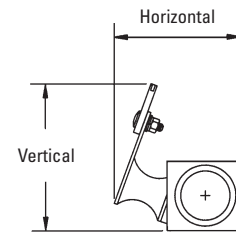


## Clearance Guidelines for Installation

CLEANER TYPE	BELT WIDTH/ CLEANER SIZE		HORIZONTAL CLEARANCE REQUIRED		VERTICAL CLEARANCE REQUIRED	
	in.	mm	in.	mm	in.	mm
P-Type	18-72	450-1800	4	100	8	200
P-Type LS	18-54	450-1350	5	125	5 1/2	138



P-Type



P-Type LS

## P-Type Cushion Specifications

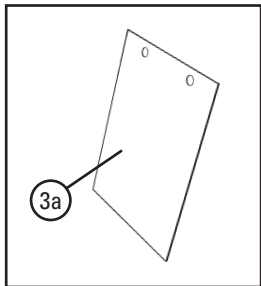
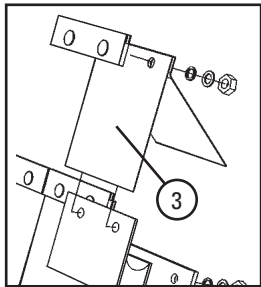
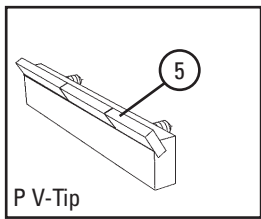
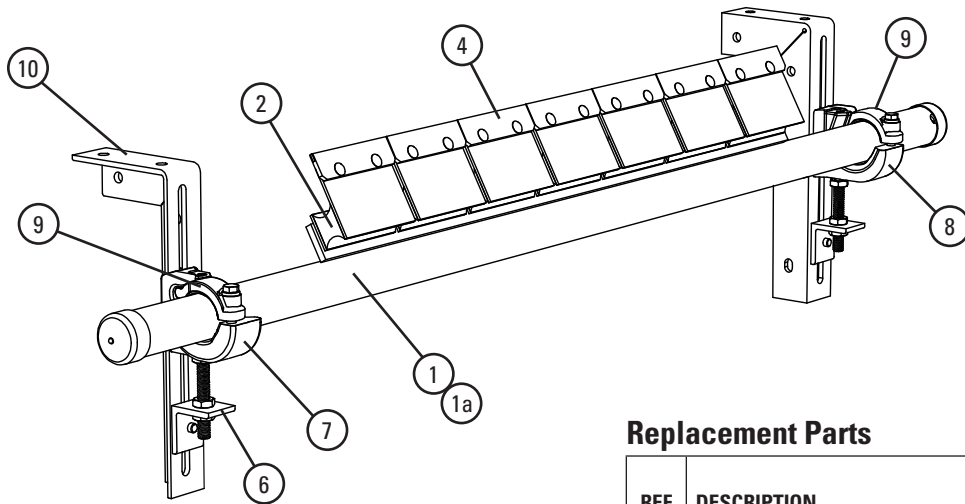
CUSHION	DUROMETER	TEMPERATURE RANGE
Standard	55A	-30 to 180°F -35 to 82°C

## Specifications:

- Maximum Belt Speed ..... 1000 FPM (5M/sec)
- Temperature Rating ..... -30 to 180°F (-35 to 82°C)
- Usable Blade Wear Length ..... 3/8" (9mm)
- Blade Materials..... C-Tip: Impact Resistant Tungsten Carbide (works with mechanical fasteners)  
V-Tip: Long Life Tungsten Carbide (works on vulcanized belts only)
- Available for Belt Widths..... P-Type: 18 to 72" (450 to 1800mm)  
P-Type LS: 18 to 54" (450 to 1350mm)  
Other sizes available upon request.
- CEMA Cleaner Rating..... Class 3

# Replacement Parts List

**P-Type®**  
Secondary Cleaner



## Replacement Parts

REF	DESCRIPTION	ORDERING NUMBER	ITEM CODE	WT. LBS.
1	18" (450mm) Pole	PP-18	78414	22.5
	24" (600mm) Pole	PP-24	78416	26.0
	30" (750mm) Pole	PP-30	78418	32.3
	36" (900mm) Pole	PP-36	78420	33.0
	42" (1050mm) Pole	PP-42	78422	43.0
	48" (1200mm) Pole	PP-48	78424	47.5
	54" (1350mm) Pole	PP-54	78425	55.0
	60" (1500mm) Pole	PP-60	78451	58.0
	72" (1800mm) Pole	PP72	73017	64.0
1a	18" (450mm) LS Pole	PLSP18	75595	32.3
	24" (600mm) LS Pole	PLSP24	75596	36.0
	30" (750mm) LS Pole	PLSP30	75597	38.7
	36" (900mm) LS Pole	PLSP36	75598	42.4
	42" (1050mm) LS Pole	PLSP42	75599	46.1
	48" (1200mm) LS Pole	PLSP48	75600	49.8
54" (1350mm) LS Pole	PLSP54	75601	53.5	
2	P2 C-Tip Cushion*	PHA	73626	2.0
3	P Polyshield	PPS6	73024	0.5
3a	P SS Shield	PSSS	74773	0.5
4	C-Tip* Kit (1 ea.)	ICT6	74535	0.7
5	P V-Tip* (for vulcanized belts only)	PSA150	73156	1.0
6	Adjusting Bracket Kit* (1 ea.)	PAB	75513	1.5
7	Pole Clamp Kit - Left* (1 ea.) (incl. item 9)	CCKL	79224	6.8
8	Pole Clamp Kit - Right* (1 ea.) (incl. item 9)	CCKR	79228	6.8
9	Cradle Clamp Top Strap (1 ea.) (for use on left or right Pole Clamp Kit)	CCKTS	79232	1.1
10	Mounting Bracket Kit (1 Right and 1 Left)	EZS2MBK	75666	13.0
-	Cradle Clamp Mounting Kit* (incl. 2 items 6 and 1 ea. item 7, 8 & 10)	CCMK	78919	33.0

\*Hardware included  
Lead time: 1 working day

## Tips Required per Cleaner Size

in.	18	24	30	36	42	48	54	60	72
mm	450	600	750	900	1050	1200	1350	1500	1800
<b>C-Tips or V-Tips Required</b>	3	4	5	6	7	8	9	10	12

# Product Ordering Information

## R-Type® Reversing Secondary Cleaner

### With C-Tips\*

BELT WIDTH		ORDERING NUMBER	ITEM CODE	WT. LBS.
in.	mm			
18	450	RC18	74618	72.8
24	600	RC24	74619	79.3
30	750	RC30	74620	85.2
36	900	RC36	74621	91.9
42	1050	RC42	74622	104.9
48	1200	RC48	74623	113.5
54	1350	RC54	74624	121.1
60	1500	RC60	74625	129.8
72	1800	RC72	74626	141.1

\*NOTE: C-Tips can be used on mechanically spliced and vulcanized belts.

Lead time: 1 working day



### With V-Tips\*

BELT WIDTH		ORDERING NUMBER	ITEM CODE	WT. LBS.
in.	mm			
18	450	RV-18	78402	72.4
24	600	RV-24	78403	78.7
30	750	RV-30	78404	84.6
36	900	RV-36	78405	91.1
42	1050	RV-42	78406	104.0
48	1200	RV-48	78407	113.3
54	1350	RV-54	78408	119.9
60	1500	RV-60	78409	128.5
72	1800	RV-72	74641	139.7

\*NOTE: V-Tips can be used ONLY on vulcanized belts.

Lead time: 1 working day

### Replacement Tips

ORDERING NUMBER	ITEM CODE	WT. LBS.
ICT6	74535	0.7
RSA150	73628	1.3

Lead time: 1 working day

### Tips Required per Cleaner Size

in.	18	24	30	36	42	48	54	60	72
mm	450	600	750	900	1050	1200	1350	1500	1800
C-Tips or V-Tips Required	3	4	5	6	7	8	9	10	12

### Product Notes:

- Two-way cushions allow cleaning in both directions.
- Tungsten carbide tips for long wear and superior cleaning.



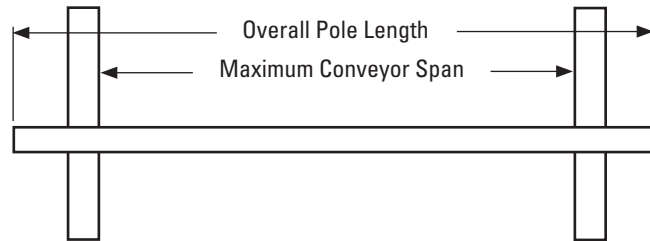
# Specifications & Guidelines

## R-Type® Reversing Secondary Cleaner

### Pole Length Specifications

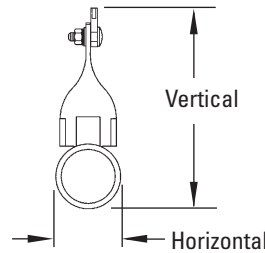
CLEANER SIZE		POLE LENGTH		MAXIMUM CONVEYOR SPAN	
in.	mm	in.	mm	in.	mm
18	450	48	1200	43	1075
24	600	54	1350	49	1225
30	750	60	1500	55	1375
36	900	66	1650	61	1525
42	1050	72	1800	67	1675
48	1200	78	1950	73	1825
54	1350	88	2200	83	2075
60	1500	94	2350	89	2225
72	1800	106	2650	101	2525

Pole Diameter - 2-3/8" (60mm)



### Clearance Guidelines for Installation

BELT WIDTH/ CLEANER SIZE		HORIZONTAL CLEARANCE REQUIRED		VERTICAL CLEARANCE REQUIRED	
in.	mm	in.	mm	in.	mm
18-72	450-1800	4	100	8	200



### R-Type Cushion Specifications

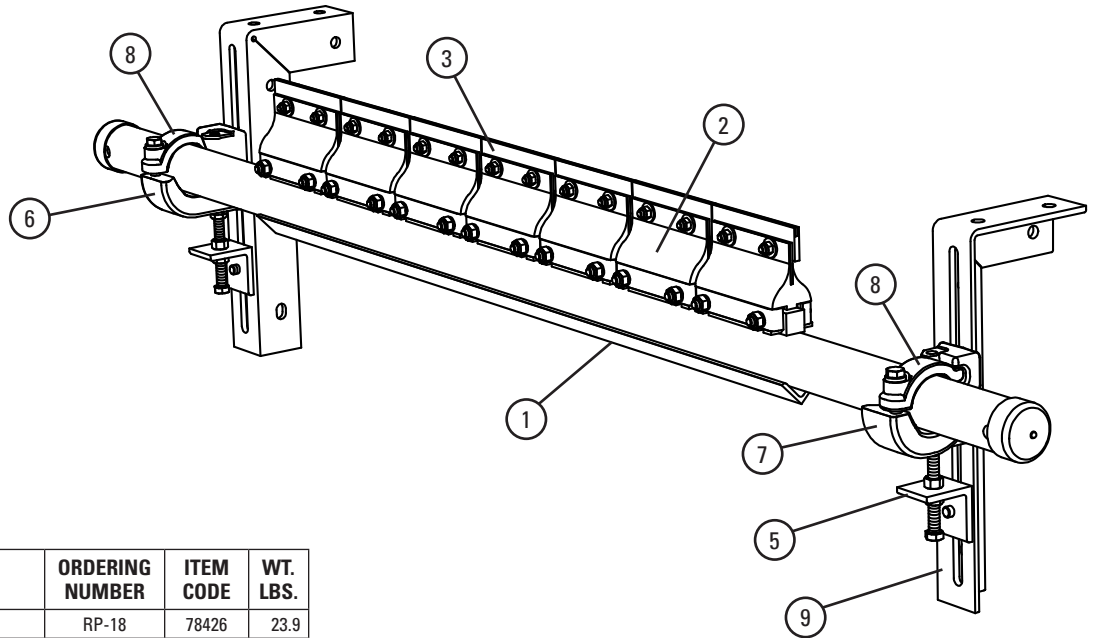
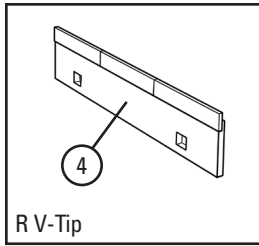
CUSHION	DUROMETER	TEMPERATURE RANGE
Standard	55A	-30 to 180°F -35 to 82°C

### Specifications:

- Maximum Belt Speed ..... 1000 FPM (5M/sec)
- Temperature Rating ..... -30 to 180°F (-35 to 82°C)
- Usable Blade Wear Length ..... 3/8" (9mm)
- Blade Materials ..... C-Tip: Impact Resistant Tungsten Carbide (works with mechanical fasteners)  
V-Tip: Long Life Tungsten Carbide (works on vulcanized belts only)
- Available for Belt Widths ..... 18 to 72" (450 to 1800mm)  
Other sizes available upon request
- CEMA Cleaner Rating ..... Class 4

# Replacement Parts List

**R-Type®**  
Reversing Secondary Cleaner



## Replacement Parts

REF	DESCRIPTION	ORDERING NUMBER	ITEM CODE	WT. LBS.
1	18" (450mm) Pole	RP-18	78426	23.9
	24" (600mm) Pole	RP-24	78427	27.8
	30" (750mm) Pole	RP-30	78428	31.1
	36" (900mm) Pole	RP-36	78429	35.2
	42" (1050mm) Pole	RP-42	78430	45.6
	48" (1200mm) Pole	RP-48	78431	50.6
	54" (1350mm) Pole	RP-54	78432	56.6
	60" (1500mm) Pole	RP-60	78433	62.7
	72" (1800mm) Pole	RP-72	74612	71.4
2	R2 C-Tip Cushion*	RSA	76249	2.0
3	C-Tip Kit* (1 ea.)	ICT6	74535	0.7
4	R V-Tip* (for vulcanized belts only)	RSA150	73628	1.3
5	Adjusting Bracket Kit* (1 ea.)	PAB	75513	1.5
6	Pole Clamp Kit Left* (1 ea.) (incl. 1 item 8)	CCKL	79224	6.8
7	Pole Clamp Kit Right* (1 ea.) (incl. 1 item 8)	CCKR	79228	6.8
8	Pole Clamp Top Strap (1 ea.) (for use on left or right Pole Clamp Kit)	CCKTS	79232	1.1
9	Mounting Bracket Kit (1 Right and 1 Left)	EZS2MBK	75666	13.0
-	Cradle Clamp Mounting Kit* (incl. 2 ea. item 5 and 1 ea. item 6, 7 & 9)	CCMK	78919	33.0

\*Hardware included

Lead time: 1 working day

## Tips Required per Cleaner Size

in.	18	24	30	36	42	48	54	60	72
mm	450	600	750	900	1050	1200	1350	1500	1800
<b>C-Tips or V-Tips Required</b>	3	4	5	6	7	8	9	10	12


# Product Ordering Information

## FMS Secondary Cleaner with MST Tensioners

### With C-Tips

BELT WIDTH		ORDERING NUMBER	ITEM CODE	WT. LBS.
in.	mm			
18	450	FMS-18	79637	98.7
24	600	FMS-24	79638	111.2
30	750	FMS-30	79639	123.6
36	900	FMS-36	79640	136.1
42	1050	FMS-42	79641	148.6
48	1200	FMS-48	79642	161.1
54	1350	FMS-54	79643	173.5
60	1500	FMS-60	79644	186.0
72	1800	FMS-72	79645	211.0

Lead time: 1 working day



### With V-Tips

BELT WIDTH		ORDERING NUMBER	ITEM CODE	WT. LBS.
in.	mm			
18	450	FMS-18V	79646	98.7
24	600	FMS-24V	79647	111.2
30	750	FMS-30V	79648	123.6
36	900	FMS-36V	79649	136.1
42	1050	FMS-42V	79650	148.6
48	1200	FMS-48V	79651	161.1
54	1350	FMS-54V	79652	173.5
60	1500	FMS-60V	79653	186.0
72	1800	FMS-72V	79654	211.0

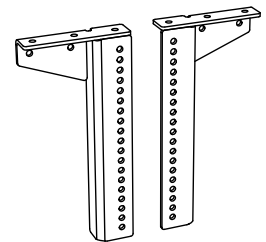
\*NOTE: V-Tips can be used ONLY on vulcanized belts.

Lead time: 1 working day

### Optional MST Drop Brackets (2)

ORDERING NUMBER	ITEM CODE	WT. LBS.
MSTDB	79434	27.7

Lead time: 1 working day



### Replacement Tips

ORDERING NUMBER	ITEM CODE	WT. LBS.
ICT6	74535	0.7
RSA150	73628	1.3

Lead time: 1 working day

### Tips Required Per Cleaner Size

in.	18	24	30	36	42	48	54	60	72
mm	450	600	750	900	1050	1200	1350	1500	1800
C-Tips or V-Tips Required	3	4	5	6	7	8	9	10	12

### Product Notes:

- Recommended for medium-duty conveyor applications.
- Pole Length: Belt width plus 54" (1350mm). For longer requirements, see Minline Installation Accessories – Pole Extender Kit (p. 157).
- Cushion is designed to maintain continuous blade-to-belt contact and quick relief from passing mechanical splices.
- C-Tips are for mechanically fastened or vulcanized belts. V-Tips are for vulcanized belts only.
- Visual Blade Tension Check: Measure the tension spring and refer to Spring Length Chart for the correct length for best cleaning performance.
- Tensioner: MST Spring Tensioner for self-adjusting tensioning with easy retensioning adjustments.
- To make cleaner installation easier and quicker, see Optional Drop Brackets above.


# Product Ordering Information

## FMS Secondary Cleaner with SST XD Tensioners

### With C-Tips

BELT WIDTH		ORDERING NUMBER	ITEM CODE	WT. LBS.
in.	mm			
18	450	FMS-18-SSTXD	92185	98.7
24	600	FMS-24-SSTXD	92186	111.2
30	750	FMS-30-SSTXD	92187	123.6
36	900	FMS-36-SSTXD	92188	136.1
42	1050	FMS-42-SSTXD	92189	148.6
48	1200	FMS-48-SSTXD	92190	161.1
54	1350	FMS-54-SSTXD	92191	173.5
60	1500	FMS-60-SSTXD	92192	186.0
72	1800	FMS-72-SSTXD	92193	211.0

Lead time: 1 working day



### With V-Tips

BELT WIDTH		ORDERING NUMBER	ITEM CODE	WT. LBS.
in.	mm			
18	450	FMS-18V-SSTXD	92194	98.7
24	600	FMS-24V-SSTXD	92195	111.2
30	750	FMS-30V-SSTXD	92196	123.6
36	900	FMS-36V-SSTXD	92197	136.1
42	1050	FMS-42V-SSTXD	92198	148.6
48	1200	FMS-48V-SSTXD	92199	161.1
54	1350	FMS-54V-SSTXD	92200	173.5
60	1500	FMS-60V-SSTXD	92201	186.0
72	1800	FMS-72V-SSTXD	92202	211.0

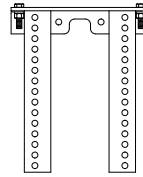
\*NOTE: V-Tips can be used ONLY on vulcanized belts.

Lead time: 1 working day

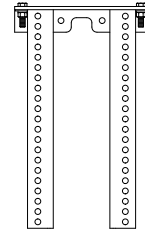
### Optional SST Drop Brackets (2)

ORDERING NUMBER	ITEM CODE	WT. LBS.
SSTSMB	76071	34.3
SSTLMB	76072	43.5

Lead time: 1 working day



**76071  
Standard Mounting  
Bracket Kit**  
• For most secondary  
cleaner installs.



**76072  
Long Mounting  
Bracket Kit**  
• For installations  
that require extra  
length legs

### Replacement Tips

ORDERING NUMBER	ITEM CODE	WT. LBS.
ICT6	74535	0.7
RSA150	73628	1.3

Lead time: 1 working day

### Tips Required Per Cleaner Size

in.	18	24	30	36	42	48	54	60	72
mm	450	600	750	900	1050	1200	1350	1500	1800
<b>C-Tips or V-Tips Required</b>	3	4	5	6	7	8	9	10	12

### Product Notes:

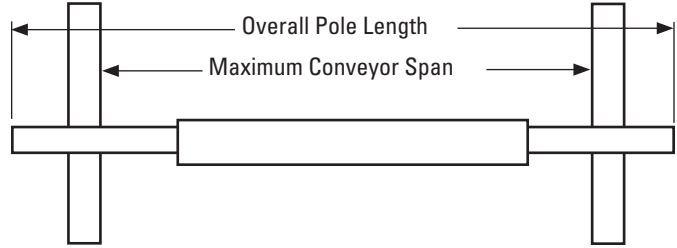
- Recommended for medium-duty conveyor applications.
- Pole Length: Belt width plus 54" (1350mm). For longer requirements, see Minline Installation Accessories – Pole Extender Kit (157).
- Cushion is designed to maintain continuous blade-to-belt contact and quick relief from passing mechanical splices.
- C-Tips are for mechanically fastened or vulcanized belts. V-Tips are for vulcanized belts only.
- Visual Blade Tension Check: Measure the tension spring and refer to Spring Length Chart for the correct length for best cleaning performance.
- To make cleaner installation easier and quicker, see Optional Drop Brackets above.

# Specifications & Guidelines

## Pole Length Specifications\*

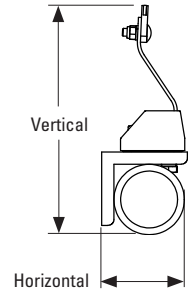
CLEANER SIZE		BLADE WIDTH		POLE LENGTH		MAXIMUM CONVEYOR SPAN	
in.	mm	in.	mm	in.	mm	in.	mm
18	450	18	450	72	1800	62	1550
24	600	24	600	78	1950	68	1700
30	750	30	750	84	2100	74	1850
36	900	36	900	90	2250	80	2000
42	1050	42	1050	96	2400	86	2150
48	1200	48	1200	102	2550	92	2300
54	1350	54	1350	108	2700	98	2450
60	1500	60	1500	114	2850	104	2600
72	1800	72	1800	126	3150	116	2900
84	2100	84	2100	138	3450	128	3200
96	2400	96	2400	150	3750	140	3500

\*For special extra long pole length requirements a Pole Extender Kit (#76024) is available that provides 30" (750mm) of extended pole length. See Page 157.  
Pole Diameter - 2-7/8" (73mm)



## Clearance Guidelines for Installation

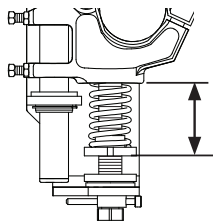
HORIZONTAL CLEARANCE REQUIRED		VERTICAL CLEARANCE REQUIRED	
in.	mm	in.	mm
3-1/2	89	10	245



## MST Tensioner Spring Length Chart

Blade Width		2 White Springs		2 Silver Springs		2 Black Springs	
in.	mm	in.	mm	in.	mm	in.	mm
18	450	2 7/8	73	3 1/2	89	3 1/2	89
24	600	2 5/8	67	3 3/8	86	3 1/2	89
30	750	2 3/8	60	3 1/4	83	3 3/8	86
36	900	2 1/8	54	3 1/8	79	3 1/4	83
42	1050	N/A	N/A	3	76	3 1/8	79
48	1200	N/A	N/A	2 7/8	73	3 1/8	79
54	1350	N/A	N/A	2 3/4	70	3	76
60	1500	N/A	N/A	2 3/4	70	2 7/8	73
72	1800	N/A	N/A	N/A	N/A	2 3/4	70

Shading indicates preferred spring option.  
Measure spring as shown.

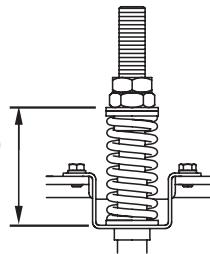


Bottom of Pole Mount to Bottom of Spring Support Plate

## SST XD Spring Length Chart

Blade Width		White Springs		Silver Springs		Black Springs	
in.	mm	in.	mm	in.	mm	in.	mm
18	450	3 3/8	86	4	102	N/A	N/A
24	600	3 1/8	79	3 7/8	98	N/A	N/A
30	750	2 7/8	73	3 3/4	95	N/A	N/A
36	900	N/A	N/A	3 3/4	95	3 7/8	98
42	1050	N/A	N/A	3 5/8	92	3 3/4	95
48	1200	N/A	N/A	3 1/2	89	3 5/8	92
54	1350	N/A	N/A	3 3/8	86	3 5/8	92
60	1500	N/A	N/A	3 1/4	83	3 1/2	89
72	1800	N/A	N/A	N/A	N/A	3 3/8	86

Shading indicates preferred spring option.



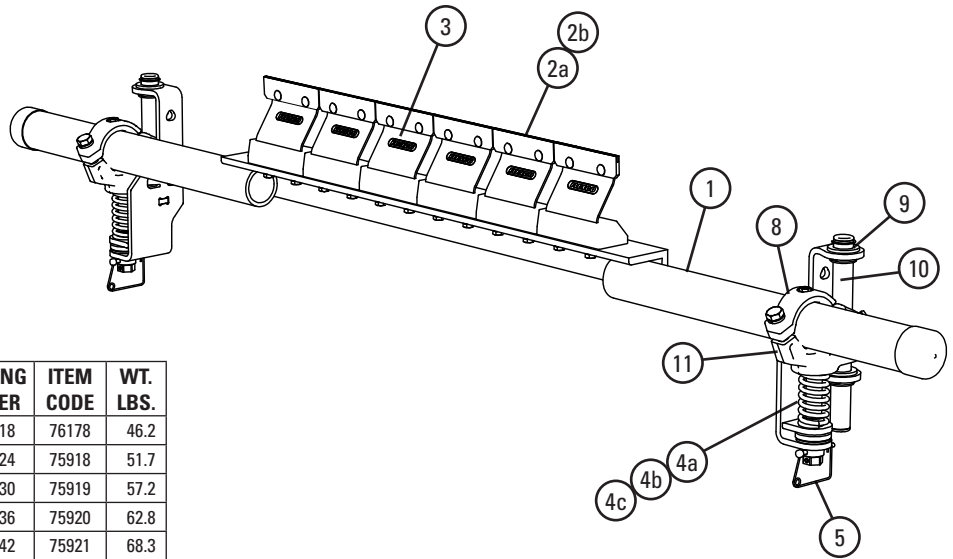
Top of Washer to Mounting Base

## Specifications:

- Maximum Belt Speed..... 1000 FPM (5 m/s)
- Temperature Rating..... -30 to 300°F (-35 to 148°C)
- Usable Blade Wear Length..... 3/8" (9mm)
- Blade Materials..... C-Tip: Impact Resistant Tungsten Carbide (works with mechanical fasteners)  
V-Tip: Long Life Tungsten Carbide (for vulcanized belts only)
- Available for Belt Widths..... 8 to 72" (450 to 1800mm). Other sizes available upon request.
- CEMA Cleaner Rating..... Class 4

# Replacement Parts List

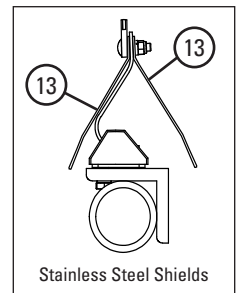
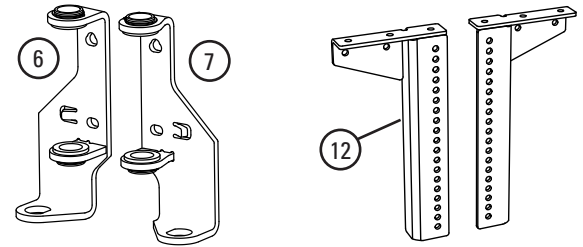
**FMS**  
Secondary Cleaner  
with MST Tensioners



## Replacement Parts

REF	DESCRIPTION	ORDERING NUMBER	ITEM CODE	WT. LBS.
1	18" (450mm) Pole	MHSP-18	76178	46.2
	24" (600mm) Pole	MHSP-24	75918	51.7
	30" (750mm) Pole	MHSP-30	75919	57.2
	36" (900mm) Pole	MHSP-36	75920	62.8
	42" (1050mm) Pole	MHSP-42	75921	68.3
	48" (1200mm) Pole	MHSP-48	75922	73.9
	54" (1350mm) Pole	MHSP-54	75923	79.4
	60" (1500mm) Pole	MHSP-60	75924	85.0
	72" (1800mm) Pole	MHSP-72	75925	96.1
2a	C-Tip*	ICT6	74535	0.7
2b	V-Tip* (for vulcanized belts only)	RSA150	73628	1.3
3	FMS Cushion Kit*	FMSC	79699	4.2
4a	Tension Spring - White (1 ea.) for belts 18-30" (450-750mm)	STS-W	75846	0.5
4b	Tension Spring - Silver (1 ea.) for belts 36-54" (900-1350mm)	STS-S	75843	0.8
4c	Tension Spring - Black (1 ea.) for belts 60-72" (1500-1800mm)	STS-B	75844	1.0
5	MST Adjusting Mechanism	MSTAM	79435	2.8
6	MST Mounting Bracket - LH (incl. bushings)	MST-MBL	79436	5.7
7	MST Mounting Bracket - RH (incl. bushings)	MST-MBR	79437	5.7
8	MST HD Clamp*	MSTCHD	79439	2.5
9	MST Bushing Kit (incl. 4 bushings)	MSTBK	79440	.2
10	MST Guide Pole	MSTGT	79441	1.5
11	MST HD Pole Mount*	MSTPMHD	79451	7.3
12	MST Drop Brackets (2)	MSTDB	79434	27.7
13	P SS Shield	PSSS	74773	.5
-	MST HD Spring Tensioner - White* (incl. 1 ea. items 6, 7; 2 ea. items 4a, 5, 8, 10 & 11)	MSTHD-W	79431	36.8
-	MST HD Spring Tensioner - Silver* (incl. 1 ea. items 6, 7; 2 ea. items 4b, 5, 8, 10 & 11)	MSTHD-S	79432	37.5
-	MST HD Spring Tensioner - Black* (incl. 1 ea. items 6, 7; 2 ea. items 4c, 5, 8, 10 & 11)	MSTHD-B	79433	38.1

\*Hardware Included  
Lead time: 1 working day

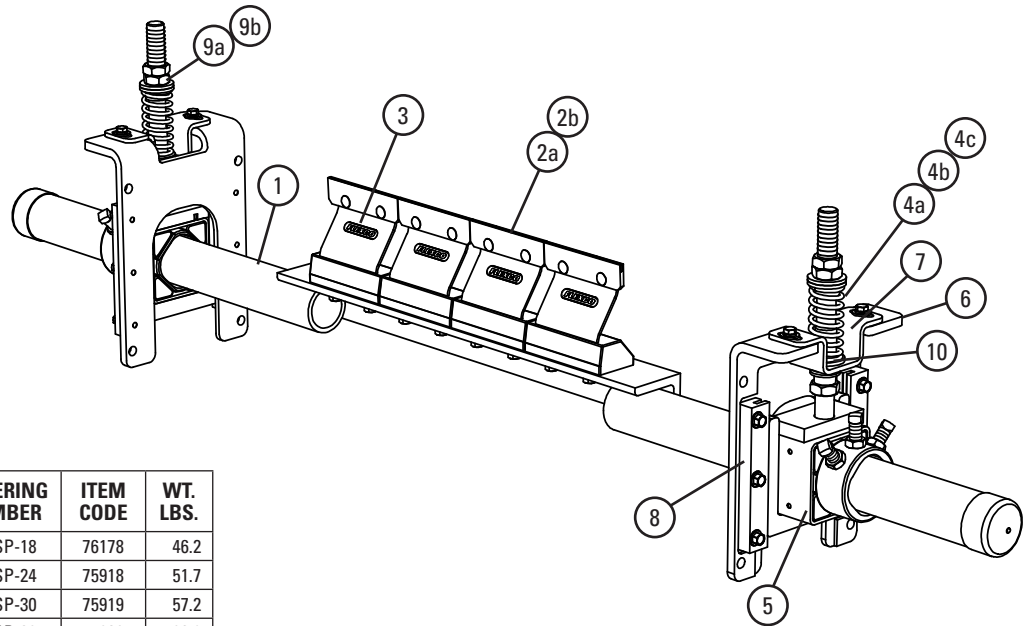


## MST Spring Tensioner Selection Chart

CLEANER SIZE	79431 MSTHD-W	79432 MSTHD-S	79433 MSTHD-B
FMS 18-30" (450-750mm)	X		
FMS 36-54" (900-1350mm)		X	
FMS 60-72" (1500-1800mm)			X

# Replacement Parts List

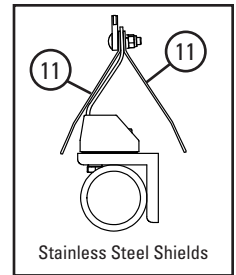
## FMS Secondary Cleaner with SST XD Tensioners



### Replacement Parts

REF	DESCRIPTION	ORDERING NUMBER	ITEM CODE	WT. LBS.
1	18" (450mm) Pole	MHSP-18	76178	46.2
	24" (600mm) Pole	MHSP-24	75918	51.7
	30" (750mm) Pole	MHSP-30	75919	57.2
	36" (900mm) Pole	MHSP-36	75920	62.8
	42" (1050mm) Pole	MHSP-42	75921	68.3
	48" (1200mm) Pole	MHSP-48	75922	73.9
	54" (1350mm) Pole	MHSP-54	75923	79.4
	60" (1500mm) Pole	MHSP-60	75924	85.0
	72" (1800mm) Pole	MHSP-72	75925	96.1
2	C-Tip*	ICT6	74535	0.7
2a	V-Tip* (for vulcanized belts only)	RSA150	73628	1.3
3	FMS Cushion Kit*	FMSC	79699	4.2
4a	Tension Spring - White (1 ea.) for belts 18-30" (450-750mm)	STS-W	75846	0.5
4b	Tension Spring - Silver (1 ea.) for belts 36-48" (900-1200mm)	STS-S	75843	0.8
4c	Tension Spring - Black (1 ea.) for belts 54-84" (1350-2100mm)	STS-B	75844	1.0
5	HD Torsion Pole Mount* (1 ea.) (incl. HD adjusting rod, nuts & sleeve) (See 9 & 9a for bushings)	SSTHDPM	77868	15.0
6	SST XD Mounting Base Kit* (incl. 1 mounting base, 2 slide guides, top hat bracket & bottom bushing)	SSTXDMK	91412	10.2
7	SST Hat Bracket (Pair)	SSTHB	79582	3
8	Slide Guide Kit* (incl. 2 slide guides)	STGK2	77867	1.1
9a	SST Bushing Kit - White/Silver (incl. 2 bushings)	SSTBK-W	76636	0.1
9b	SST Bushing Kit - Black (incl. 2 bushings)	SSTBK-B	76637	0.1
10	SST Lower Bushing Kit (Pair)	SSTLBK	79493	0.2
11	P Stainless Steel Shield	PSSS	74773	0.5
-	SST XD Spring Tensioner* - White (incl. 2 ea. items 4a, 5, 6, & 9a)	SSTXD-W	91408	60.6
-	SST XD Spring Tensioner* - Silver (incl. 2 ea. items 4b, 5, 6, & 9a)	SSTXD-S	91409	61.4
-	SST XD Spring Tensioner* - Black (incl. 2 ea. items 4c, 5, 6, & 9b)	SSTXD-B	91410	62.0

\*Hardware Included  
Lead time: 1 working day



### Spring Tensioner Selection Chart

CLEANER SIZE	91408 SSTXD-W	91409 SSTXD-S	91410 SSTXD-B
FMS 18-30" (450-750mm)	X		
FMS 36-48" (900-1200mm)		X	
FMS 54-72" (1350-1800mm)			X



# Product Ordering Information

## MHS Heavy-Duty Secondary Cleaner with Polyurethane Cushion Shields and SST XD Tensioners

### With C-Tips

BELT WIDTH		ORDERING NUMBER	ITEM CODE	WT. LBS.
in.	mm			
24	600	MHS-24RU	79738	125.8
30	750	MHS-30RU	79739	131.0
36	900	MHS-36RU	79740	141.8
42	1050	MHS-42RU	79741	152.5
48	1200	MHS-48RU	79742	163.3
54	1350	MHS-54RU	79743	174.0
60	1500	MHS-60RU	79744	184.8
72	1800	MHS-72RU	79745	211.9
84	2100	MHS-84RU	79746	247.2
96	2400	MHS-96RU	79747	282.5


Lead time: 1 working day

### With V-Tips\*

BELT WIDTH		ORDERING NUMBER	ITEM CODE	WT. LBS.
in.	mm			
18	450	MHS-18RUV	79748	120.6
24	600	MHS-24RUV	79749	125.8
30	750	MHS-30RUV	79750	131.0
36	900	MHS-36RUV	79751	141.8
42	1050	MHS-42RUV	79752	152.5
48	1200	MHS-48RUV	79753	163.3
54	1350	MHS-54RUV	79754	174.0
60	1500	MHS-60RUV	79755	184.8
72	1800	MHS-72RUV	79756	211.9
84	2100	MHS-84RUV	79757	247.3
96	2400	MHS-96RUV	79758	282.7

\*NOTE: V-Tips can be used ONLY on vulcanized belts.

Lead time: 1 working day



### Replacement Tips

ORDERING NUMBER	ITEM CODE	WT. LBS.
ICT6	74535	0.7
RSA150	73628	1.3

Lead time: 1 working day

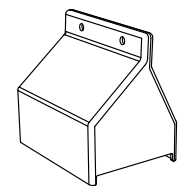
### Replacement Cushion Shield

ORDERING NUMBER	ITEM CODE	WT. LBS.
UPFCC	79320	.3

Lead time: 1 working day

### Tips Required Per Cleaner Size

in.	18	24	30	36	42	48	54	60	72	84	96
mm	450	600	750	900	1050	1200	1350	1500	1800	2100	2400
C-Tips or V-Tips Required	3	4	5	6	7	8	9	10	12	14	16



Polyurethane Cushion Shield

### Product Notes:

- Heavy-duty design to deliver maximum cleaning efficiency on the most demanding, abusive beltlines.
- Pole Length: Belt width plus 54" (1350mm). For longer requirements, see Minline Installation Accessories – Pole Extender Kit (p. 157).
- Patented PowerFlex™ cushion design to maintain continuous blade-to-belt contact and quick relief from passing mechanical splices.
- C-Tips are for mechanically fastened or vulcanized belts. V-Tips are for vulcanized belts only.
- Visual Blade Tension Check: Measure the tension spring and refer to Spring Length Chart on mounting base for the correct length for best cleaning performance.
- Tensioner: SST XD Spring Tensioner for self-adjusting tensioning with easy retensioning adjustments.
- To make cleaner installation easier and quicker, see Optional Mounting Kits (p. 157).

# Product Ordering Information

## MHS Heavy-Duty Secondary Cleaner with SST XD Tensioners

### With C-Tips

BELT WIDTH		ORDERING NUMBER	ITEM CODE	WT. LBS.
in.	mm			
24	600	MHS-24	75910	124.6
30	750	MHS-30	75911	129.5
36	900	MHS-36	75912	140.0
42	1050	MHS-42	75913	150.4
48	1200	MHS-48	75914	160.9
54	1350	MHS-54	75915	171.3
60	1500	MHS-60	75916	181.8
72	1800	MHS-72	75917	208.3
84	2100	MHS-84	76803	243.0
96	2400	MHS-96	79043	277.7

Lead time: 1 working day

### With V-Tips\*

BELT WIDTH		ORDERING NUMBER	ITEM CODE	WT. LBS.
in.	mm			
18	450	MHS-18V	76169	119.7
24	600	MHS-24V	76170	124.6
30	750	MHS-30V	76171	129.5
36	900	MHS-36V	76172	140.0
42	1050	MHS-42V	76173	150.4
48	1200	MHS-48V	76174	160.9
54	1350	MHS-54V	76175	171.3
60	1500	MHS-60V	76176	181.8
72	1800	MHS-72V	76177	208.3
84	2100	MHS-84V	76804	243.1
96	2400	MHS-96V	79044	277.9

\*NOTE: V-Tips can be used ONLY on vulcanized belts.

Lead time: 1 working day


### Replacement Tips

ORDERING NUMBER	ITEM CODE	WT. LBS.
ICT6	74535	0.7
RSA150	73628	1.3

Lead time: 1 working day

### Product Notes:

- Heavy-duty design to deliver maximum cleaning efficiency on the most demanding, abusive beltlines.
- Pole Length: Belt width plus 54" (1350mm). For longer requirements, see Minline Installation Accessories – Pole Extender Kit (p. 157).
- Patented PowerFlex™ cushion design to maintain continuous blade-to-belt contact and quick relief from passing mechanical splices.
- C-Tips are for mechanically fastened or vulcanized belts. V-Tips are for vulcanized belts only.
- Visual Blade Tension Check: Measure the tension spring and refer to Spring Length Chart on mounting base for the correct length for best cleaning performance.
- Tensioner: SST XD Spring Tensioner for self-adjusting tensioning with easy retensioning adjustments.
- To make cleaner installation easier and quicker, see Optional Mounting Kits (p. 157).



### Optional Mounting Kits

DESCRIPTION	ORDERING NUMBER	ITEM CODE	WT. LBS.
Standard Mounting Bracket Kit *	SSTSMB	76071	34.3
Long Mounting Bracket Kit *	SSTLMB	76072	43.5
Optional Top Angle Kit *	SSTOTA	76073	10.5

\*Hardware Included

Lead time: 1 working day

### Tips Required Per Cleaner Size

in.	18	24	30	36	42	48	54	60	72	84	96
mm	450	600	750	900	1050	1200	1350	1500	1800	2100	2400
<b>C-Tips or V-Tips Required</b>	3	4	5	6	7	8	9	10	12	14	16

# Product Ordering Information

## MHS Heavy-Duty Secondary Cleaner with MST Tensioners

### With V-Tips\*

BELT WIDTH		ORDERING NUMBER	ITEM CODE	WT. LBS.
in.	mm			
18	450	MHS-18V-MST	79442	105.1
24	600	MHS-24V-MST	79443	115.1
30	750	MHS-30V-MST	79444	125
36	900	MHS-36V-MST	79445	135.5
42	1050	MHS-42V-MST	79446	145.4
48	1200	MHS-48V-MST	79447	155.3
54	1350	MHS-54V-MST	79448	169.4
60	1500	MHS-60V-MST	79449	180.4
72	1800	MHS-72V-MST	79450	201.1

\*NOTE: V-Tips can be used ONLY on vulcanized belts.  
Lead time: 1 working day



### Reversing with V-Tips\*

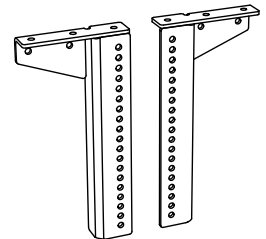
BELT WIDTH		ORDERING NUMBER	ITEM CODE	WT. LBS.
in.	mm			
18	450	MHS-18RMV	79624	105.9
24	600	MHS-24RMV	79625	116.2
30	750	MHS-30RMV	79626	126.4
36	900	MHS-36RMV	79627	137.2
42	1050	MHS-42RMV	79628	147.4
48	1200	MHS-48RMV	79629	157.5
54	1350	MHS-54RMV	79630	171.9
60	1500	MHS-60RMV	79631	183.2
72	1800	MHS-72RMV	79632	204.5

\*NOTE: V-Tips can be used ONLY on vulcanized belts.  
Lead time: 1 working day

### Optional MST Drop Brackets (2)

ORDERING NUMBER	ITEM CODE	WT. LBS.
MSTDB	79434	27.7

Lead time: 1 working day



### Replacement Tips

ORDERING NUMBER	ITEM CODE	WT. LBS.
RSA150	73628	1.3

Lead time: 1 working day

### Tips Required Per Cleaner Size

in.	18	24	30	36	42	48	54	60	72
mm	450	600	750	900	1050	1200	1350	1500	1800
<b>C-Tips or V-Tips Required</b>	3	4	5	6	7	8	9	10	12

### Product Notes:

- Heavy-duty design to deliver maximum cleaning efficiency on the most demanding, abusive beltlines.
- Pole Length: Belt width plus 54" (1350mm). For longer requirements, see Minline Installation Accessories – Pole Extender Kit (p. 157).
- Patented PowerFlex™ cushion design to maintain continuous blade-to-belt contact and quick relief from passing mechanical splices.
- V-Tips are for vulcanized belts only.
- Visual Blade Tension Check: Measure the tension spring and refer to Spring Length Chart on mounting base for the correct length for best cleaning performance.
- Tensioner: MST Spring Tensioner for self-adjusting tensioning with easy retensioning adjustments.
- To make cleaner installation easier and quicker, see Optional Mounting Kits (p. 157).

# Product Ordering Information

## MHS Reversing Heavy-Duty Secondary Cleaner with SST/SAT XD Tensioners

### SST XD Tensioner with C-Tips

BELT WIDTH		ORDERING NUMBER	ITEM CODE	WT. LBS.
in.	mm			
24	600	MHS-24R	76613	128.2
30	750	MHS-30R	76614	134
36	900	MHS-36R	76615	145.4
42	1050	MHS-42R	76616	156.7
48	1200	MHS-48R	76617	168.1
54	1350	MHS-54R	76618	179.4
60	1500	MHS-60R	76619	190.8
72	1800	MHS-72R	76620	219.1
84	2100	MHS-84R	76621	247.4
96	2400	MHS-96R	79045	275.7

Lead time: 1 working day

### SST XD Tensioner with V-Tips\*

BELT WIDTH		ORDERING NUMBER	ITEM CODE	WT. LBS.
in.	mm			
18	450	MHS-18RV	76646	122.4
24	600	MHS-24RV	76647	128.2
30	750	MHS-30RV	76648	134
36	900	MHS-36RV	76649	145.4
42	1050	MHS-42RV	76650	156.7
48	1200	MHS-48RV	76651	168.1
54	1350	MHS-54RV	76652	179.4
60	1500	MHS-60RV	76653	190.8
72	1800	MHS-72RV	76654	219.1
84	2100	MHS-84RV	76805	255.6
96	2400	MHS-96RV	79046	292.1

\*NOTE: V-Tips can be used ONLY on vulcanized belts.

Lead time: 1 working day

### Product Notes:

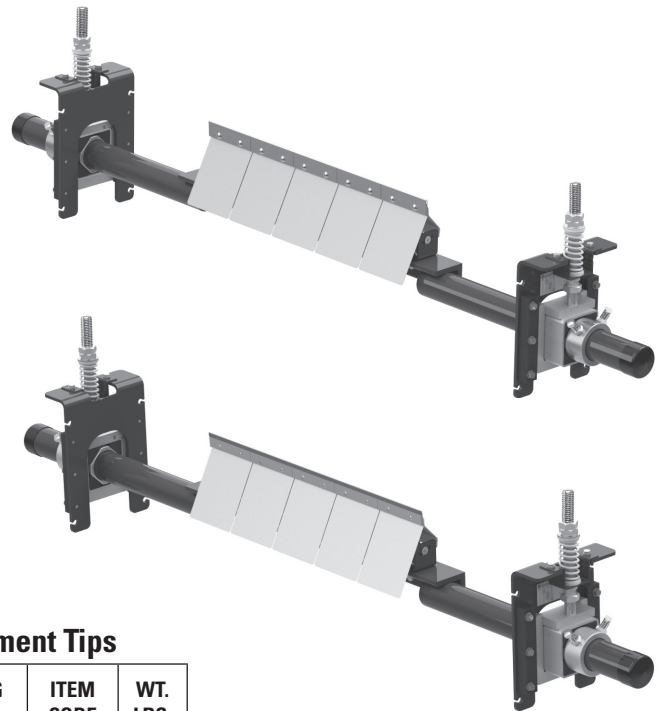
- A cleaner for applications where the belt travels in both directions.

### MHS HD with SAT XD Tensioner\*

BELT WIDTH		ORDERING NUMBER	ITEM CODE	WT. LBS.
in.	mm			
24	600	MHS-24P	78736	102.4
30	750	MHS-30P	78737	107.3
36	900	MHS-36P	78738	116.4
42	1050	MHS-42P	78739	126.8
48	1200	MHS-48P	78740	137.3
54	1350	MHS-54P	78741	147.7
60	1500	MHS-60P**	78742	158.2
72	1800	MHS-72P**	78743	183.9
84	2100	MHS-84P**	78744	209.6
96	2400	MHS-96P**	79047	292.1

\*\*60-96" (1500-2400mm) models have a 3-piece pole.

Lead time: 1 working day



### Replacement Tips


ORDERING NUMBER	ITEM CODE	WT. LBS.
ICT6	74535	0.7
RSA150	73628	1.3

Lead time: 1 working day

### Replacement Shields

DESCRIPTION	ORDERING NUMBER	ITEM CODE	WT. LBS.
P Stainless Steel Shield	PSSS	74773	0.5
PowerFlex™ Reverse Shield	PFRS	76622	0.4

Lead time: 1 working day



Tank and Control Box sold separately.  
See next page for options.

### Product Notes:

- The SAT XD Tensioners automatically adjust the blades to the belt until the blades are worn out.

# Product Ordering Information

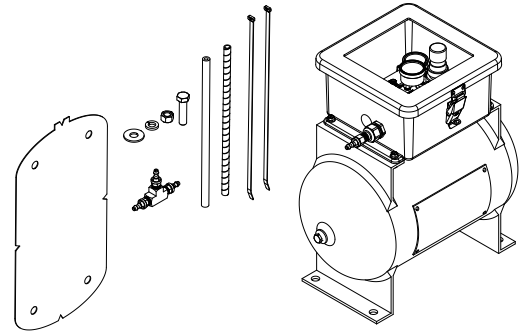
## Line Connections for Pneumatic Air Tensioner

### Control Box/Tank Combo Units for Closed System

DESCRIPTION	ORDERING NUMBER	ITEM CODE	WT. LBS.
Control Box/Tank Combo Unit for Precleaner - 60 PSI	PAT-C-60	108230	64.0
Control Box/Tank Combo Unit for Secondary Cleaner - 100 PSI	PAT-C-100	108231	64.0

#### Product Notes:

- For use with cleaners with new PAT systems.
- 150# pop-off valve for safe pressurizing/charging of Air Tank.
- ASME construction tank.
- Fully sealed enclosure includes all critical items - regulator, tank gauge, downstream gauge, schrader valve, in-line filter, downstream valve.

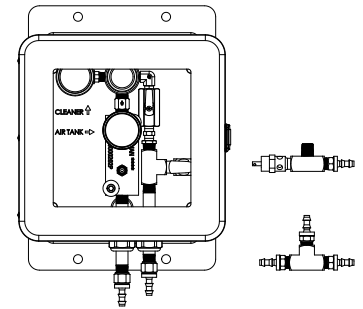


### Control Box for Legacy Tank

DESCRIPTION	ORDERING NUMBER	ITEM CODE	WT. LBS.
Control Box Kit for Precleaner - 60 PSI	PACB2-60	108228	13.6
Control Box Kit for Secondary Cleaner - 100 PSI	PACB2-100	108229	13.6

#### Product Notes:

- For use with Legacy PAT1/PAT2 tank systems ordered prior to January 2024.
- 150# pop-off valve for safe pressurizing/charging of Air Tank.
- May also be paired with Air Tank for Legacy Control Box if preferred.

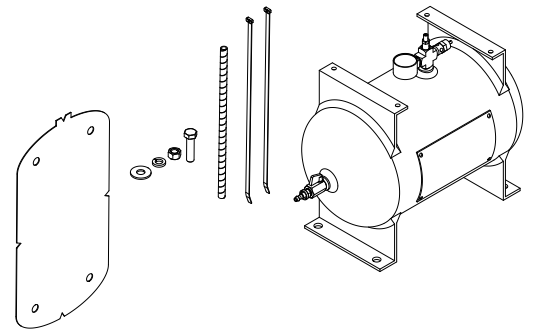


### Air Tank for Legacy Control Box

DESCRIPTION	ORDERING NUMBER	ITEM CODE	WT. LBS.
ASME Air Tank Kit	PAT-N	108232	47.3

#### Product Notes:

- For use with Legacy PACB60/PACB100 control boxes ordered prior to January 2024.
- 150# pop-off valve for safe pressurizing/charging of Air Tank.
- ASME construction tank.
- May also be paired with Control Box for Legacy Tank if preferred.



### Replacement Parts List

DESCRIPTION	ORDERING NUMBER	ITEM CODE	WT. LBS.
10' (3m) Hose Kit	PATHK	78794	1.5
Upgrade Fitting Kit (fill valve, push-on fittings, plugs)	AWTRK	79319	0.4

# Product Ordering Information

## MHS Stainless Steel Heavy-Duty Secondary Cleaner with SST XD Tensioners

### With C-Tips

BELT WIDTH		ORDERING NUMBER	ITEM CODE	WT. LBS.
in.	mm			
24	600	MHS-24-S/S	77601	124.6
30	750	MHS-30-S/S	77602	129.5
36	900	MHS-36-S/S	77603	140
42	1050	MHS-42-S/S	77604	150.4
48	1200	MHS-48-S/S	77605	160.9
54	1350	MHS-54-S/S	77606	171.3
60	1500	MHS-60-S/S	77607	181.8
72	1800	MHS-72-S/S	77608	208.3
84	2100	MHS-84-S/S	77609	243
96	2400	MHS-96-S/S	79048	277.7

Lead time: 3 weeks



### With V-Tips\*

BELT WIDTH		ORDERING NUMBER	ITEM CODE	WT. LBS.
in.	mm			
24	600	MHS-24V-S/S	77610	119.7
30	750	MHS-30V-S/S	77611	124.6
36	900	MHS-36V-S/S	77612	129.5
42	1050	MHS-42V-S/S	77613	140.0
48	1200	MHS-48V-S/S	77614	150.4
54	1350	MHS-54V-S/S	77615	160.9
60	1500	MHS-60V-S/S	77616	171.3
72	1800	MHS-72V-S/S	77617	181.8
84	2100	MHS-84V-S/S	77618	208.3
96	2400	MHS-96V-S/S	79049	243.1

\*NOTE: V-Tips can be used ONLY on vulcanized belts.

Lead time: 3 weeks

For replacement tips and qty. of tips per cleaner, see p. 114



### Reversing with C-Tips

BELT WIDTH		ORDERING NUMBER	ITEM CODE	WT. LBS.
in.	mm			
24	600	MHS-24R-S/S	77640	128.2
30	750	MHS-30R-S/S	77641	134
36	900	MHS-36R-S/S	77642	145.4
42	1050	MHS-42R-S/S	77643	156.7
48	1200	MHS-48R-S/S	77644	168.1
54	1350	MHS-54R-S/S	77645	179.4
60	1500	MHS-60R-S/S	77646	190.8
72	1800	MHS-72R-S/S	77647	219.1
84	2100	MHS-84R-S/S	77648	247.4
96	2400	MHS-96R-S/S	79050	275.7

Lead time: 3 weeks

### Reversing with V-Tips\*

BELT WIDTH		ORDERING NUMBER	ITEM CODE	WT. LBS.
in.	mm			
24	600	MHS-24RV-S/S	77649	122.4
30	750	MHS-30RV-S/S	77650	128.2
36	900	MHS-36RV-S/S	77651	134
42	1050	MHS-42RV-S/S	77652	145.4
48	1200	MHS-48RV-S/S	77653	156.7
54	1350	MHS-54RV-S/S	77654	168.1
60	1500	MHS-60RV-S/S	77655	179.4
72	1800	MHS-72RV-S/S	77656	190.8
84	2100	MHS-84RV-S/S	77657	219.1
96	2400	MHS-96RV-S/S	79051	255.6

\*NOTE: V-Tips can be used ONLY on vulcanized belts.

Lead time: 3 weeks




# Specifications & Guidelines

## Pole Length Specifications\*

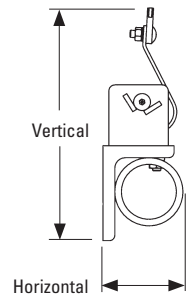
CLEANER SIZE		BLADE WIDTH		POLE LENGTH		MAXIMUM CONVEYOR SPAN	
in.	mm	in.	mm	in.	mm	in.	mm
18	450	18	450	72	1800	62	1550
24	600	24	600	78	1950	68	1700
30	750	30	750	84	2100	74	1850
36	900	36	900	90	2250	80	2000
42	1050	42	1050	96	2400	86	2150
48	1200	48	1200	102	2550	92	2300
54	1350	54	1350	108	2700	98	2450
60	1500	60	1500	114	2850	104	2600
72	1800	72	1800	126	3150	116	2900
84	2100	84	2100	138	3450	128	3200
96	2400	96	2400	150	3750	140	3500

\*For special extra long pole length requirements a Pole Extender Kit (#76024) is available that provides 30" (750mm) of extended pole length. (p. 157).  
Pole Diameter – 2-7/8" (73mm)



## Clearance Guidelines for Installation

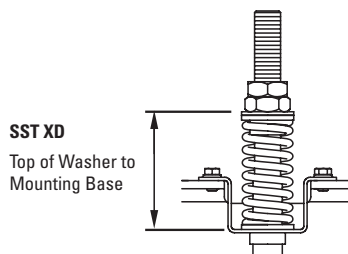
HORIZONTAL CLEARANCE REQUIRED		VERTICAL CLEARANCE REQUIRED	
in.	mm	in.	mm
4	100	10	245



## SST XD Spring Length Chart

Belt Width		White Springs		Silver Springs		Black Springs		Gold Springs	
in.	mm	in.	mm	in.	mm	in.	mm	in.	mm
18	450	3 3/8	86	4	102	N/A	N/A	N/A	N/A
24	600	3 1/8	79	3 7/8	98	N/A	N/A	N/A	N/A
30	750	2 7/8	73	3 3/4	95	N/A	N/A	N/A	N/A
36	900	N/A	N/A	3 3/4	95	3 7/8	98	N/A	N/A
42	1050	N/A	N/A	3 5/8	92	3 3/4	95	N/A	N/A
48	1200	N/A	N/A	3 1/2	89	3 5/8	92	N/A	N/A
54	1350	N/A	N/A	3 3/8	86	3 5/8	92	3 3/4	95
60	1500	N/A	N/A	3 1/4	83	3 1/2	89	3 3/4	95
72	1800	N/A	N/A	N/A	N/A	3 3/8	86	3 5/8	92
84	2100	N/A	N/A	N/A	N/A	3 1/8	79	3 1/2	89
96	2400	N/A	N/A	N/A	N/A	N/A	N/A	3 3/8	86

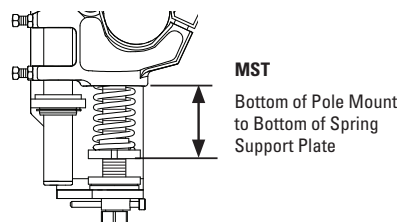
Shading indicates preferred spring option.



## MST Tensioner Spring Length Chart

Blade Width		White Spring		Silver Spring		Black Spring	
in.	mm	in.	mm	in.	mm	in.	mm
18	450	2 7/8	73	3 3/8	86	3 1/2	89
24	600	2 5/8	67	3 3/8	86	3 3/8	86
30	750	2 3/8	60	3 1/4	83	3 3/8	86
36	900	2 1/8	54	3 1/8	79	3 1/4	83
42	1050	1 7/8	48	3	76	3 1/8	79
48	1200	N/A	N/A	2 7/8	73	3 1/8	79
54	1350	N/A	N/A	2 7/8	73	3	76
60	1500	N/A	N/A	2 3/4	70	2 7/8	73
72	1800	N/A	N/A	2 1/2	64	2 3/4	70

Shading indicates preferred spring option. Measure spring as shown below.



## SAT XD Tensioner Pressure Chart

Blade Width		No. of Blades	Pressure	
in.	mm		psi	kPa
18	450	3	15#	103
24	600	4	19#	131
30	750	5	23#	159
36	900	6	27#	186
42	1050	7	31#	214
48	1200	8	35#	241
54	1350	9	39#	269
60	1500	10	43#	296
72	1800	12	51#	352
84	2100	14	59#	407
96	2400	16	67#	462

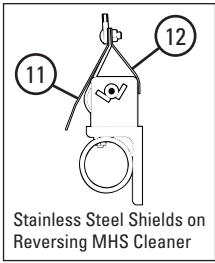
## Specifications:

- Maximum Belt Speed .....SST XD/SAT XD Tensioner - 1200 FPM (6M/sec)
- Maximum Belt Speed .....MST Tensioner - 1000 FPM (5M/sec)
- Temperature Rating .....-30 to 180°F (-35 to 82°C)
- Usable Blade Wear Length.....3/8" (9mm)
- Blade Materials .....C-Tip: Impact Resistant Tungsten Carbide (works with mechanical fasteners)  
.....V-Tip: Long Life Tungsten Carbide (for vulcanized belts only)
- Available for Belt Widths .....SST XD/SAT XD Tensioners – 18 to 96" (450 to 2400 mm). Other sizes available upon request.
- Available for Belt Widths .....MST Tensioners – 18 to 72" (450 to 1800mm). Other sizes available upon request.
- CEMA Cleaner Rating .....Class 5

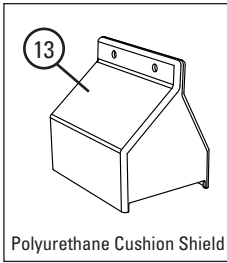


# Replacement Parts List

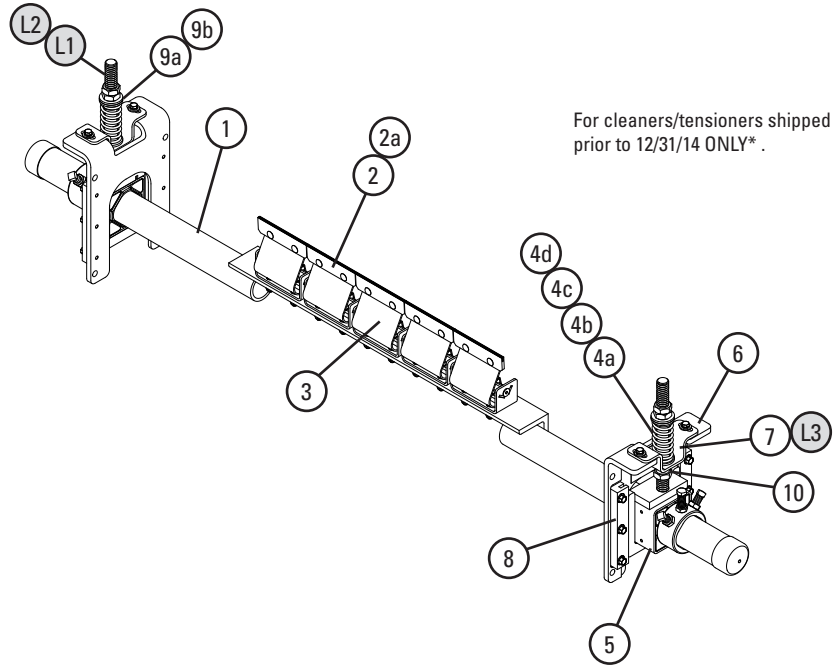
# MHS Heavy-Duty Secondary Cleaner with SST XD Tensioners



Stainless Steel Shields on Reversing MHS Cleaner



Polyurethane Cushion Shield



For cleaners/tensioners shipped prior to 12/31/14 ONLY\*.

## Replacement Parts

REF	DESCRIPTION	ORDERING NUMBER	ITEM CODE	WT. LBS.
1	18" (450mm) Pole	MHSP-18	76178	46.2
	24" (600mm) Pole	MHSP-24	75918	51.7
	30" (750mm) Pole	MHSP-30	75919	57.2
	36" (900mm) Pole	MHSP-36	75920	62.8
	42" (1050mm) Pole	MHSP-42	75921	68.3
	48" (1200mm) Pole	MHSP-48	75922	73.9
	54" (1350mm) Pole	MHSP-54	75923	79.4
	60" (1500mm) Pole	MHSP-60	75924	85.0
	72" (1800mm) Pole	MHSP-72	75925	96.1
	84" (2100mm) Pole	MHSP-84	76814	112.1
96" (2400mm) Pole	MHSP-96	79052	128.1	
2	C-Tip*	ICT6	74535	0.7
2a	V-Tip* (for vulcanized belts only)	RSA150	73628	1.3
3	PowerFlex™ Cushion* (complete)	PFC	75927	4.2
3a	PowerFlex Cushion* SS (complete)	PFC-SS	76560	4.2
4a	Tension Spring - White (1 ea.)	STS-W	75846	0.5
4b	Tension Spring - Silver (1 ea.)	STS-S	75843	0.8
4c	Tension Spring - Black (1 ea.)	STS-B	75844	1.0
4d	Tension Spring - Gold (1 ea.)	STS-G	78142	1.3
5	HD Torsion Pole Mount* (1 ea.) (incl. HD adjusting rod, nuts & sleeve) (See 9 & 9a for bushings)	SSTHDP	77868	15.0
6	SST XD Mounting Base Kit* (incl. 1 mounting base, 2 slide guides, top hat bracket & bottom bushing)	SSTXDMK	91412	10.2
7	SST Hat Bracket (Pair)	SSTHB	79582	3.5
8	Slide Guide Kit* (incl. 2 slide guides)	STGK2	77867	1.1
9a	SST Bushing Kit - White/Silver (incl. 2 bushings)	SSTBK-W	76636	0.1
9b	SST Bushing Kit - Black/Gold (incl. 2 bushings)	SSTBK-B	76637	0.1
10	SST Lower Bushing Kit (Pair)	SSTLTK	79493	0.1
11	P Stainless Steel Shield	PSSS	74773	0.5
12	PowerFlex™ Reverse Shield	PFRS	76622	0.4
13	Polyurethane Cushion Shield	UPFCC	79320	0.3
14	Jam Nut Kit SST	JNK-C	79893	0.3
-	SST XD Spring Tensioner* - White (incl. 2 ea. items 4a, 5, 6, & 9a)	SSTXD-W	91408	60.6
-	SST XD Spring Tensioner* - Silver (incl. 2 ea. items 4b, 5, 6, & 9a)	SSTXD-S	91409	61.4
-	SST XD Spring Tensioner* - Black (incl. 2 ea. items 4c, 5, 6, & 9b)	SSTXD-B	91410	62.0
-	SST XD Spring Tensioner* - Gold (incl. 2 ea. items 4d, 5, 6, & 9b)	SSTXD-G	91411	62.6

\*Hardware Included  
Lead time: 1 working day

## Legacy Replacement Parts for Tensioners shipped prior to Dec. 31, 2014\*

REF	DESCRIPTION	ORDERING NUMBER	ITEM CODE	WT. LBS.
L1	Adjusting Rod Kit (incl. 1 rod, 2 nuts, 1 bushing, 1 washer) for belts 24-60" (600-1500mm)	STAK	75847	2.9
L2	HD Adjusting Rod Kit (incl. 1 rod, 2 nuts, 1 HD bushing, 1 washer) for belts 72-96" (1800-2400mm)	STAKHD	75892	3.0
L3	Legacy SST Hat Channel Kit	SSTHK	79070	1.5
-	SAT2 Adjusting Rod Kit (2 ea.)	SAT2AK	78733	5.0
-	SST Tensioner Bushing Update Kit (incl. 2 lower bushings, 2 sleeves, 2 nuts)	SST-BUK	76943	0.3

\*Verify if legacy parts are needed by looking at threaded rod. If it has standard threads, use legacy parts. If it has flat/acme threads, choose from regular replacement parts.



Standard thread profile



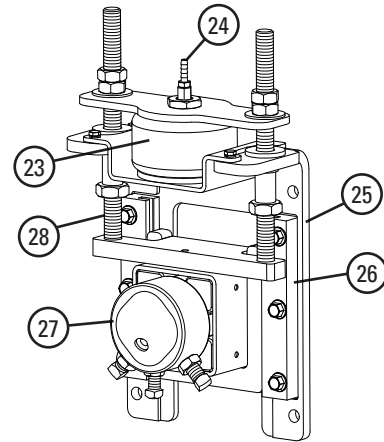
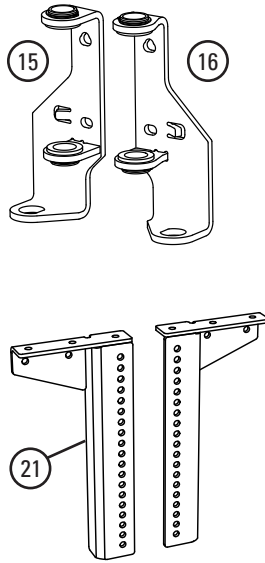
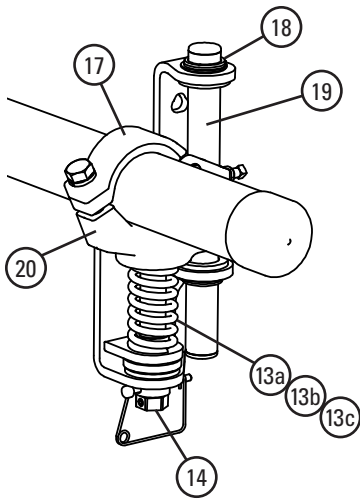
Acme/trapezoidal thread profile

## Spring Tensioner Selection Chart

CLEANER SIZE	91408 SSTXD-W	91409 SSTXD-S	91410 SSTXD-B	91411 SSTXD-G
MHS 18-30" (450-750mm)	X			
MHS 36-48" (900-1200mm)		X		
MHS 54-84" (1350-2100mm)			X	
MHS 96" (2400mm)				X

# Replacement Parts List

# MHS Heavy-Duty Secondary Cleaner Optional MST and SAT XD Tensioners



22 Secondary Air Tensioner XD

## MST Tensioner Replacement Parts

REF	DESCRIPTION	ORDERING NUMBER	ITEM CODE	WT. LBS.
13a	Tension Spring – White (1 ea.)	STS-W	75846	0.5
13b	Tension Spring – Silver (1 ea.)	STS-S	75843	0.8
13c	Tension Spring – Black (1 ea.)	STS-B	75844	1.0
14	MST Adjusting Mechanism	MSTAM	79435	2.8
15	MST Mounting Bracket LH (incl. bushings)	MST-MBL	79436	5.7
16	MST Mounting Bracket RH (incl. bushings)	MST-MBR	79437	5.7
17	MST HD Clamp*	MSTCHD	79439	2.5
18	MST Bushing Kit (incl. 4 bushings)	MSTBK	79440	.2
19	MST Guide Pole	MSTGT	79441	1.5
20	MST HD Pole Mount*	MSTPMHD	79451	7.3
21	MST Drop Brackets (2)	MSTDB	79434	27.7
-	MST HD Spring Tensioner - White* (incl. 1 ea. items 15, 16, 18; 2 ea. items 13a, 14, 17, 19, 20)	MSTHD-W	79431	36.8
-	MST HD Spring Tensioner - Silver* (incl. 1 ea. items 15, 16, 18; 2 ea. items 13b, 14, 17, 19, 20)	MSTHD-S	79432	37.5
-	MST HD Spring Tensioner - Black* (incl. 1 ea. items 15, 16, 18; 2 ea. items 13c, 14, 17, 19, 20)	MSTHD-B	79433	38.1

\*Hardware included  
Lead time: 1 working day

## SAT XD Tensioner Replacement Parts

REF	DESCRIPTION	ORDERING NUMBER	ITEM CODE	WT. LBS.
22	SAT XD	SATXDNCB	91414	41.0
23	SAT Air/Water Bag Kit (1 ea.)	SATB	76083	5.1
24	SAT 1/8" Hose Barb Kit (2 ea.)	SATHB	76084	0.1
25	SAT XD Mounting Base Kit (2 ea.)	SATXDMK	91415	11.6
26	ST Slide Guide Kit (1 ea.)	STGK2	77867	1.1
27	SAT2 Torsion Pole Mount (2 ea.) (incl. threaded rods and nuts)	SAT2PM	78732	11.1
28	SAT2 Adjusting Rod Kit	SAT2AK	78733	5.0

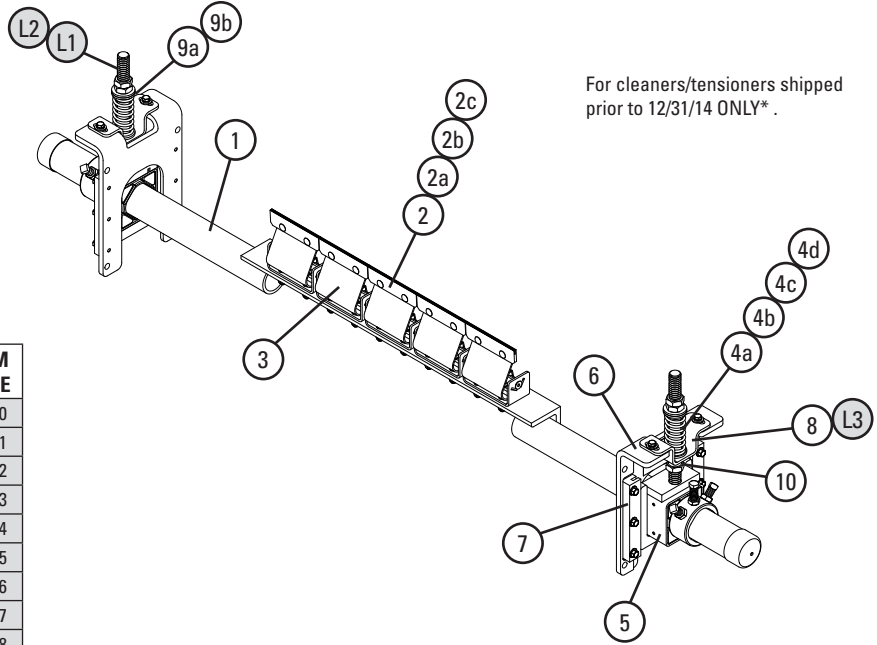
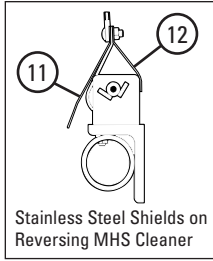
Lead time: 1 working day

## Spring Tensioner Selection Chart

CLEANER SIZE	79431 MSTHD-W	79432 MSTHD-S	79433 MSTHD-B
MHS 18–30" (450–750mm)	X		
MHS 36–54" (900–1350mm)		X	
MHS 60–72" (1500–1800mm)			X

# Replacement Parts List

## MHS Stainless Steel Heavy-Duty Secondary Cleaner with SST XD Tensioners



For cleaners/tensioners shipped prior to 12/31/14 ONLY\*.

### Replacement Parts

REF	DESCRIPTION	ORDERING NUMBER	ITEM CODE
1	24" (600mm) SS Pole	MHSP24-S/S	77620
	30" (750mm) SS Pole	MHSP30-S/S	77621
	36" (900mm) SS Pole	MHSP36-S/S	77622
	42" (1050mm) SS Pole	MHSP42-S/S	77623
	48" (1200mm) SS Pole	MHSP48-S/S	77624
	54" (1350mm) SS Pole	MHSP54-S/S	77625
	60" (1500mm) SS Pole	MHSP60-S/S	77626
	72" (1800mm) SS Pole	MHSP72-S/S	77627
	84" (2100mm) SS Pole	MHSP84-S/S	77628
96" (2400mm) SS Pole	MHSP96-S/S	79053	
2	C-Tip*	ICT6	74535
2a	SS C-Tip	ICT6-S/S	78700
2b	V-Tip* (for vulcanized belts only)	RSA150	73628
2c	S/S V-Tip* (for vulcanized belts only)	RVT6-S/S	76205
3	PowerFlex Cushion* (complete)	PFC-SS	76560
4a	Tension Spring – White (1 ea.)	STS-W-S/S	77630
4b	Tension Spring – Silver (1 ea.)	STS-S-S/S	77631
4c	Tension Spring – Black (1 ea.)	STS-B-S/S	77632
4d	Tension Spring – Gold (1 ea.)	STS-G-S/S	79057
5	SS HD Torsion Mounting Kit* (1 ea.) (incl. adjusting rod, 3 nuts, & sleeve) (See 9 & 9a for bushings)	STHDPM2-S/S	77633
6	SS Mounting Base Kit* (incl. mounting base, 2 slide guides, top hat bracket & bottom bushing)	STHDMK2-S/S	77634
7	SS Base Mounting Kit* (incl. 2 slide guides)	STGK2-S/S	77635
8	SST Hat Bracket S/S (Pair)	SSTHB-S/S	79586
9a	SST Bushing Kit – White/Silver (incl. 2 bushings)	SSTBK-W	76636
9b	SST Bushing Kit – Black/Gold (incl. 2 bushings)	SSTBK-B	76637
10	SST Lower Bushing Kit (Pair)	SSTLBK	79493
11	P Stainless Steel Shield	PSSS	74773
12	PowerFlex™ Reverse Shield	PFRS	76622
-	SS SST XD Spring Tensioner* – White (incl. 2 ea. items 4a, 5, 6 & 9a)	SST2HD-W-S/S	77637
-	SS SST XD Spring Tensioner* – Silver (incl. 2 ea. items 4b, 5, 6 & 9a)	SST2HD-S-S/S	77638
-	SS SST XD Spring Tensioner* – Black (incl. 2 ea. items 4c, 5, 6 & 9b)	SST2HD-B-S/S	77639
-	SS SST XD Spring Tensioner* – Gold (incl. 2 ea. items 4d, 5, 6 & 9b)	SST2HD-G-S/S	79042

\*Hardware Included  
Lead time: 1 working day

Shaded items are made to order.  
Lead time: 3 weeks

### Legacy Replacement Parts for Tensioners shipped prior to Dec. 31, 2014\*

REF	DESCRIPTION	ORDERING NUMBER	ITEM CODE
L1	Adjusting Rod Kit* (incl. 1 rod, 2 nuts, 1 bushing, 1 washer) for belts 18–60" (450–1500mm)	STAK	75847
L2	HD Adjusting Rod Kit* (incl. 1 rod, 2 nuts, 1 HD bushing, 1 washer) for belts 72–96" (1800–2400mm)	STAKHD	75892
L3	SST Hat Channel Kit S/S	SSTHK-S/S	79071
-	SS Bushing Update Kit (incl. 2 ea. lower bushings, sleeves, nuts)	SST-BUK-S/S	77636

\*Verify if legacy parts are needed by looking at threaded rod. If it has standard threads, use legacy parts. If it has flat/acme threads, choose from regular replacement parts.



### Spring Tensioner Selection Chart

CLEANER SIZE	77637 SSTHD- W-S/S	77638 SSTHD- S-S/S	77639 SSTHD- B-S/S	79042 SST2HD- G-S/S
MHS S/S 18–30" (450–750mm)	X			
MHS S/S 36–48" (900–1200mm)		X		
MHS S/S 54–84" (1350–2100mm)			X	
MHS S/S 96" (2400mm)				X

# Product Ordering Information

## P-Type® ESAC Secondary Cleaner with Enhanced Service Advantage Cartridge

### With C-Tips

BELT WIDTH		ORDERING NUMBER	ITEM CODE	WT. LBS.
in.	mm			
24	600	PC24-ESAC	77955	137.4
30	750	PC30-ESAC	77956	150.8
36	900	PC36-ESAC	77957	164.0
42	1050	PC42-ESAC	77958	177.3
48	1200	PC48-ESAC	77959	190.5
54	1350	PC54-ESAC	77960	203.9
60	1500	PC60-ESAC	77961	217.2
72	1800	PC72-ESAC	77962	243.8
60	1500	PC60-2ESAC	77963	303.7
72	1800	PC72-2ESAC	77964	330.8
84	2100	PC84-2ESAC	77965	358.2
96	2400	PC96-2ESAC	77966	385.2
120	3000	PC120-2ESAC	77967	443.8

Lead time: 1 working day

### With V-Tips\*

BELT WIDTH		ORDERING NUMBER	ITEM CODE	WT. LBS.
in.	mm			
24	600	PV24-ESAC	77981	137.4
30	750	PV30-ESAC	77982	150.8
36	900	PV36-ESAC	77983	164.0
42	1050	PV42-ESAC	77984	177.3
48	1200	PV48-ESAC	77985	190.5
54	1350	PV54-ESAC	77986	203.9
60	1500	PV60-ESAC	77987	217.2
72	1800	PV72-ESAC	77988	243.8
60	1500	PV60-2ESAC	77989	303.7
72	1800	PV72-2ESAC	77990	330.8
84	2100	PV84-2ESAC	77991	358.2
96	2400	PV96-2ESAC	77992	385.2
120	3000	PV120-2ESAC	77993	443.8

\*NOTE: V-Tips can be used ONLY on vulcanized belts.

Lead time: 1 working day

Shaded items are made to order.  
Lead time: 15 working days


### Replacement Tips

ORDERING NUMBER	ITEM CODE	WT. LBS.
ICT6	74535	0.7
PSA150	73156	1.0


Lead time: 1 working day

### Tips Required Per Cleaner Size

in.	24	30	36	42	48	54	60	72	84	96	120
mm	600	750	900	1050	1200	1350	1500	1800	2100	2400	3000
C-Tips or V-Tips Required	4	5	6	7	8	9	10	12	14	16	20



P-Type® ESAC Single Cartridge



P-Type® 2ESAC Dual Cartridge

### Product Notes:

- Patented Enhanced Service Advantage Cartridge™ allows for easy removal in even the dirtiest conditions.
- Pole Length: Belt width plus 54" (1350mm) (single cartridge cleaners); Belt width plus 60" (1500mm) (dual cartridge cleaners).
- Tips are set at a non-aggressive 70° angle to give quick relief for passing mechanical splices.
- C-Tips are for mechanically fastened or vulcanized belts. V-Tips are for vulcanized belts only.
- Tensioner mounting brackets included for fast and easy installation.
- Cartridge Removal Kit included for easy removal of the cartridge.

# Replacement Cartridge Kits

## *P-Type® ESAC Secondary Cleaner with Enhanced Service Advantage Cartridge*

### With C-Tips

BELT WIDTH		ORDERING NUMBER	ITEM CODE	WT. LBS.
in.	mm			
24	600	P-CARK-C24/600	78072	25.2
30	750	P-CARK-C30/750	78073	30
36	900	P-CARK-C36/900	78074	34.7
42	1050	P-CARK-C42/1050	78075	39.5
48	1200	P-CARK-C48/1200	78076	44.1
54	1350	P-CARK-C54/1350	78077	48.9
60	1500	P-CARK-C60/1500	78078	53.7
72	1800	P-CARK-C72/1800	78079	63.2
60	1500	P-CARK2-C60/1500	78088	87.5
72	1800	P-CARK2-C72/1800	78089	102.2
84	2100	P-CARK2-C84/2100	78090	117.3
96	2400	P-CARK2-C96/2400	78091	132.1
120	3000	P-CARK2-C120/3000	78092	162.3

Lead time: 1 working day

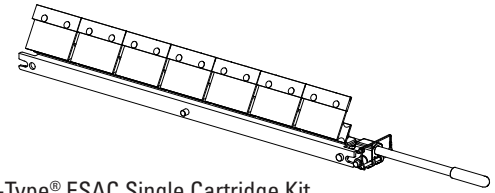
### With V-Tips\*

BELT WIDTH		ORDERING NUMBER	ITEM CODE	WT. LBS.
in.	mm			
24	600	P-CARK-V24/600	78080	25.2
30	750	P-CARK-V30/750	78081	30
36	900	P-CARK-V36/900	78082	34.7
42	1050	P-CARK-V42/1050	78083	39.5
48	1200	P-CARK-V48/1200	78084	44.1
54	1350	P-CARK-V54/1350	78085	48.9
60	1500	P-CARK-V60/1500	78086	53.7
72	1800	P-CARK-V72/1800	78087	63.2
60	1500	P-CARK2-V60/1500	78093	87.5
72	1800	P-CARK2-V72/1800	78094	102.2
84	2100	P-CARK2-V84/2100	78095	117.3
96	2400	P-CARK2-V96/2400	78096	132.1
120	3000	P-CARK2-V120/3000	78097	162.3

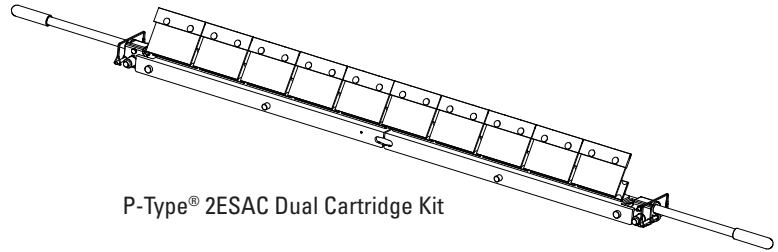
\*NOTE: V-Tips can be used ONLY on vulcanized belts.

Lead time: 1 working day

Shaded items are made to order.  
Lead time: 15 working days



P-Type® ESAC Single Cartridge Kit



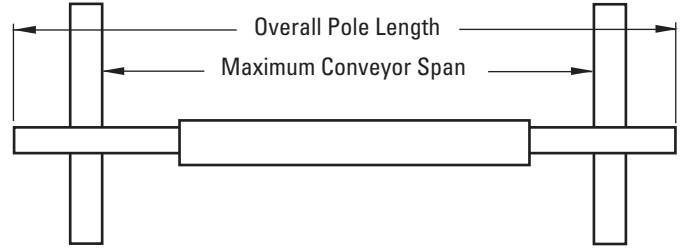
P-Type® 2ESAC Dual Cartridge Kit

# Specifications & Guidelines

## P-Type® ESAC Secondary Cleaner with Enhanced Service Advantage Cartridge

### Pole Length Specifications

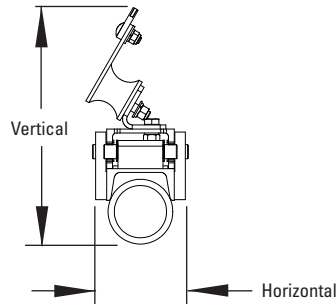
VERSION	CLEANER SIZE		BLADE WIDTH		POLE LENGTH		MAXIMUM CONVEYOR SPAN	
	in.	mm	in.	mm	in.	mm	in.	mm
Single	24	600	24	600	78	1950	66	1650
	30	750	30	750	84	2100	72	1800
	36	900	36	900	90	2250	78	1950
	42	1050	42	1050	96	2400	84	2100
	48	1200	48	1200	102	2550	90	2250
	54	1350	54	1350	108	2700	96	2400
	60	1500	60	1500	114	2850	102	2550
Dual	60	1500	60	1500	120	3000	108	2700
	72	1800	72	1800	132	3300	120	3000
	84	2100	84	2100	144	3600	132	3300
	96	2400	96	2400	156	3900	144	3600
	120	3000	120	3000	180	4500	168	4200



\*For special extra long pole length requirements a Pole Extender Kit (#76024) is available that provides 30" (750mm) of extended pole length (p. 157). Pole Diameter - 2-7/8" (73mm)

### Clearance Guidelines for Installation

VERSION	HORIZONTAL CLEARANCE REQUIRED		VERTICAL CLEARANCE REQUIRED	
	in.	mm	in.	mm
Single	4-1/2	114	10-1/2	267
Dual	4-1/2	114	12-1/4	311



### Aluminum Content

ALUMINUM ALLOY TYPE	PERCENT	
	Mg Magnesium	Ti Titanium
6061	1.0%	0.0%

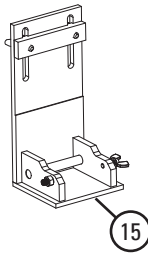
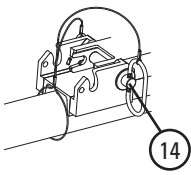
### Specifications:

- Maximum Belt Speed .....1000 FPM (5M/sec)
- Temperature Rating .....-30 to 180°F (-35 to 82°C)
- Usable Blade Wear Length.....3/8" (9mm)
- Blade Materials .....C-Tip: Impact Resistant Tungsten Carbide (works with mechanical fasteners)  
V-Tip: Long Life Tungsten Carbide (for vulcanized belts only)
- Available for Belt Widths .....24 to 120" (600 to 3000 mm). Other sizes available upon request.
- CEMA Cleaner Rating .....Class 4

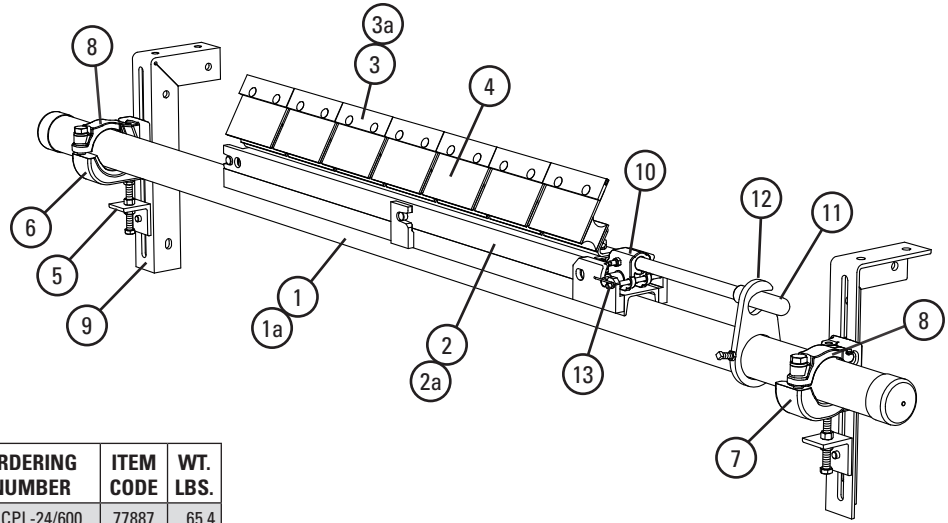


# Replacement Parts List

## P-Type® ESAC Secondary Cleaner with Enhanced Service Advantage Cartridge



Tip Alignment Tool for Dual Cartridge Cleaners



### Replacement Parts

REF	DESCRIPTION	ORDERING NUMBER	ITEM CODE	WT. LBS.
1	ESAC Cartridge Pole 24" (600mm)	SACPL-24/600	77887	65.4
	ESAC Cartridge Pole 30" (750mm)	SACPL-30/750	77888	71.2
	ESAC Cartridge Pole 36" (900mm)	SACPL-36/900	77889	77.1
	ESAC Cartridge Pole 42" (1050mm)	SACPL-42/1050	77890	82.9
	ESAC Cartridge Pole 48" (1200mm)	SACPL-48/1200	77891	88.8
	ESAC Cartridge Pole 54" (1350mm)	SACPL-54/1350	77892	94.6
	ESAC Cartridge Pole 60" (1500mm)	SACPL-60/1500	77893	100.5
	ESAC Cartridge Pole 72" (1800mm)	SACPL-72/1800	77894	112.2
	ESAC Cartridge Center Pole 60" (1500mm) (Dual)	SACPL2-60/1500	77895	77.3
	ESAC Cartridge Center Pole 72" (1800mm) (Dual)	SACPL2-72/1800	77896	89.5
	ESAC Cartridge Center Pole 84" (2100mm) (Dual)	SACPL2-84/2100	77897	101.8
	ESAC Cartridge Center Pole 96" (2400mm) (Dual)	SACPL2-96/2400	77898	114.1
ESAC Cartridge Center Pole 120" (3000mm) (Dual)	SACPL2-120/3000	77899	142.3	
1a	Extender Pole (for use with Dual Cartridge Center Pole)	MHP-EP	76392	54.0
2	ESAC Cartridge 24" (600mm)	CART-24/600	77900	3.5
	ESAC Cartridge 30" (750mm)	CART-30/750	77901	4.3
	ESAC Cartridge 36" (900mm)	CART-36/900	77902	5.1
	ESAC Cartridge 42" (1050mm)	CART-42/1050	77903	5.9
	ESAC Cartridge 48" (1200mm)	CART-48/1200	77904	6.7
	ESAC Cartridge 54" (1350mm)	CART-54/1350	77905	7.4
	ESAC Cartridge 60" (1500mm)	CART-60/1500	77906	8.4
	ESAC Cartridge 72" (1800mm)	CART-72/1800	77907	10.0
	ESAC Cartridge 60" (1500mm) (Dual)	CART2-60/1500	77908	8.6
	ESAC Cartridge 72" (1800mm) (Dual)	CART2-72/1800	77909	10.2
	ESAC Cartridge 84" (2100mm) (Dual)	CART2-84/2100	77910	11.7
	ESAC Cartridge 96" (2400mm) (Dual)	CART2-96/2400	77911	13.3
ESAC Cartridge 120" (3000mm) (Dual)	CART2-120/3000	77912	16.8	
2a	ESAC Cartridge P-Type Adapter Plate 24" (600mm)	PCAP-24/600	77913	4.7
	ESAC Cartridge P-Type Adapter Plate 30" (750mm)§	PCAP-30/750	77914	6.1
	ESAC Cartridge P-Type Adapter Plate 36" (900mm)§	PCAP-36/900	77915	7.2
	ESAC Cartridge P-Type Adapter Plate 42" (1050mm)§	PCAP-42/1050	77916	8.6
	ESAC Cartridge P-Type Adapter Plate 48" (1200mm)§	PCAP-48/1200	77917	9.8
	ESAC Cartridge P-Type Adapter Plate 54" (1350mm)	PCAP-54/1350	77918	11.1
	ESAC Cartridge P-Type Adapter Plate 60" (1500mm)§	PCAP-60/1500	77919	12.3
	ESAC Cartridge P-Type Adapter Plate 72" (1800mm)	PCAP-72/1800	77920	14.8

§ If using a dual cartridge, please take the cleaner size and divide by two. That dimension is the size of the brackets needed for conversion to a P-Type® cleaner.

Shaded items are made to order. Lead time: 15 working days

### Replacement Parts

REF	DESCRIPTION	ORDERING NUMBER	ITEM CODE	WT. LBS.
3	C-Tip*	ICT6	74535	0.7
3a	P V-Tip* (for vulcanized belts only)	PSA150	73156	1.0
4	P2 C-Tip Cushion*	PHA	73626	2.0
5	Adjusting Bracket Kit* (1 ea.)	PAB	75513	1.5
6	HD Pole Clamp Kit Left* (1 ea.) (incl. item 8)	CCKHDL	79225	8.7
7	HD Pole Clamp Kit Right* (1 ea.) (incl. item 8)	CCKHDR	79229	8.7
8	HD Cradle Clamp Top Strap (1 ea.) (for use with L or R HD Pole Clamp Kit)	CCKHDT5	79233	1.7
9	Mounting Bracket Kit (1 Right and 1 Left)	EZS2MBK	75666	13.0
-	HD Cradle Clamp Mounting Kit* (incl. 2 items 5; 1 ea. items 6, 7 & 9)	CCMKHD	78920	36.7
10	ESAC Removal Knuckle	SACRKN	77882	3.2
11	ESAC Removal Handle	SACRH	77883	3.0
12	ESAC Handle Lock Plate	SACRHL	77884	1.7
13	Knuckle Retainer Pin	SACKRP	77885	0.2
14	SAC Hitch Pin	SACHP2	77768	0.9
-	ESAC Removal Kit (includes 1 ea. items 10-14)	SACRKT	77886	9.0
15	ESAC Cartridge Tip Alignment Tool (Dual)	SAC2-TIP-TL	77866	2.5

\*Hardware Included  
Lead Time: 1 working day



# Product Ordering Information

## R-Type® ESAC Secondary Cleaner with Enhanced Service Advantage Cartridge

### With C-Tips

BELT WIDTH		ORDERING NUMBER	ITEM CODE	WT. LBS.
in.	mm			
24	600	RC24-ESAC	77968	133.7
30	750	RC30-ESAC	77969	146.0
36	900	RC36-ESAC	77970	158.4
42	1050	RC42-ESAC	77971	170.7
48	1200	RC48-ESAC	77972	183.0
54	1350	RC54-ESAC	77973	195.3
60	1500	RC60-ESAC	77974	207.8
72	1800	RC72-ESAC	77975	232.4
60	1500	RC60-2ESAC	77976	237.0
72	1800	RC72-2ESAC	77977	259.4
84	2100	RC84-2ESAC	77978	281.8
96	2400	RC96-2ESAC	77979	304.2
120	3000	RC120-2ESAC	77980	354.0

Lead time: 1 working day

### With V-Tips\*

BELT WIDTH		ORDERING NUMBER	ITEM CODE	WT. LBS.
in.	mm			
24	600	RV24-ESAC	77994	133.7
30	750	RV30-ESAC	77995	146.0
36	900	RV36-ESAC	77996	158.4
42	1050	RV42-ESAC	77997	170.7
48	1200	RV48-ESAC	77998	183.0
54	1350	RV54-ESAC	77999	195.3
60	1500	RV60-ESAC	78000	207.8
72	1800	RV72-ESAC	78001	232.4
60	1500	RV60-2ESAC	78002	237.0
72	1800	RV72-2ESAC	78003	259.4
84	2100	RV84-2ESAC	78004	281.8
96	2400	RV96-2ESAC	78005	304.2
120	3000	RV120-2ESAC	78006	354.0

\*NOTE: V-Tips can be used ONLY on vulcanized belts.

Lead time: 1 working day

Shaded items are made to order.  
Lead time: 15 working days

### Replacement Tips

ORDERING NUMBER	ITEM CODE	WT. LBS.
ICT6	74535	0.7
RSA150	73628	1.3


Lead time: 1 working day

### Tips Required Per Cleaner Size

in.	24	30	36	42	48	54	60	72	84	96	120
mm	600	750	900	1050	1200	1350	1500	1800	2100	2400	3000
<b>C-Tips or V-Tips Required</b>	4	5	6	7	8	9	10	12	14	16	20



R-Type® ESAC Single Cartridge



R-Type® 2ESAC Dual Cartridge

### Product Notes:

- Patent-pending Enhanced Service Advantage Cartridge™ allows for easy removal in even the dirtiest conditions.
- Pole Length: Belt width plus 54" (1350mm) (single cartridge cleaners); Belt width plus 60" (1500mm) (dual cartridge cleaners).
- Two-way cushions allow cleaning in both directions.
- C-Tips are for mechanically fastened or vulcanized belts. V-Tips are for vulcanized belts only.
- Tensioner mounting brackets included for fast and easy installation.
- Cartridge Removal Kit included for easy removal of the cartridge.

# Replacement Cartridge Kits

## *R-Type® ESAC Secondary Cleaner with Enhanced Service Advantage Cartridge*

### With C-Tips

BELT WIDTH		ORDERING NUMBER	ITEM CODE	WT. LBS.
in.	mm			
24	600	R-CARK-C24/600	78098	27.1
30	750	R-CARK-C30/750	78099	32.3
36	900	R-CARK-C36/900	78100	36.4
42	1050	R-CARK-C42/1050	78101	42.6
48	1200	R-CARK-C48/1200	78102	47.7
54	1350	R-CARK-C54/1350	78103	52.9
60	1500	R-CARK-C60/1500	78104	58.2
72	1800	R-CARK-C72/1800	78105	68.5
60	1500	R-CARK2-C60/1500	78114	69.6
72	1800	R-CARK2-C72/1800	78115	74.8
84	2100	R-CARK2-C84/2100	78116	85.2
96	2400	R-CARK2-C96/2400	78117	95.5
120	3000	R-CARK2-C120/3000	78118	116.5

Lead time: 1 working day

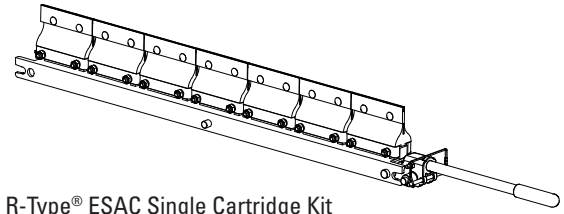
### With V-Tips\*

BELT WIDTH		ORDERING NUMBER	ITEM CODE	WT. LBS.
in.	mm			
24	600	R-CARK-V24/600	78106	27.1
30	750	R-CARK-V30/750	78107	32.3
36	900	R-CARK-V36/900	78108	36.4
42	1050	R-CARK-V42/1050	78109	42.6
48	1200	R-CARK-V48/1200	78110	47.7
54	1350	R-CARK-V54/1350	78111	52.9
60	1500	R-CARK-V60/1500	78112	58.2
72	1800	R-CARK-V72/1800	78113	68.5
60	1500	R-CARK2-V60/1500	78119	69.6
72	1800	R-CARK2-V72/1800	78120	74.8
84	2100	R-CARK2-V84/2100	78121	85.2
96	2400	R-CARK2-V96/2400	78122	95.5
120	3000	R-CARK2-V120/3000	78123	116.5

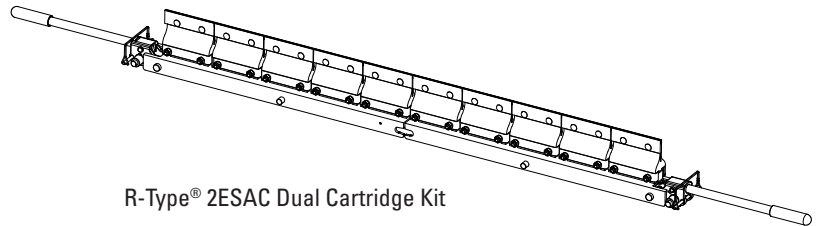
\*NOTE: V-Tips can be used ONLY on vulcanized belts.

Lead time: 1 working day

Shaded items are made to order.  
Lead time: 15 working days



R-Type® ESAC Single Cartridge Kit



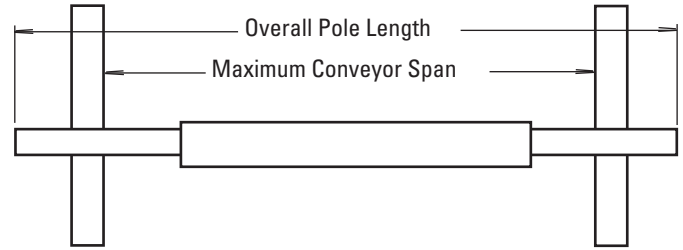
R-Type® 2ESAC Dual Cartridge Kit

# Specifications & Guidelines

## R-Type® ESAC Secondary Cleaner with Enhanced Service Advantage Cartridge

### Pole Length Specifications

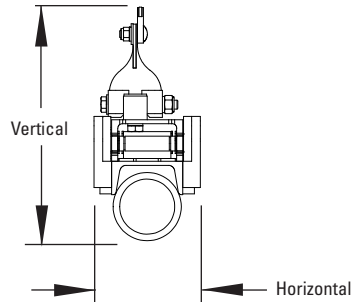
VERSION	CLEANER SIZE		BLADE WIDTH		POLE LENGTH		MAXIMUM CONVEYOR SPAN	
	in.	mm	in.	mm	in.	mm	in.	mm
Single	24	600	24	600	78	1950	66	1650
	30	750	30	750	84	2100	72	1800
	36	900	36	900	90	2250	78	1950
	42	1050	42	1050	96	2400	84	2100
	48	1200	48	1200	102	2550	90	2250
	54	1350	54	1350	108	2700	96	2400
	60	1500	60	1500	114	2850	102	2550
	72	1800	72	1800	126	3150	114	2850
Dual	60	1500	60	1500	120	3000	108	2700
	72	1800	72	1800	132	3300	120	3000
	84	2100	84	2100	144	3600	132	3300
	96	2400	96	2400	156	3900	144	3600
	120	3000	120	3000	180	4500	168	4200



\*For special extra long pole length requirements a Pole Extender Kit (#76024) is available that provides 30" (750mm) of extended pole length (p. 157).  
Pole Diameter - 2-7/8" (73mm)

### Clearance Guidelines for Installation

VERSION	HORIZONTAL CLEARANCE REQUIRED		VERTICAL CLEARANCE REQUIRED	
	in.	mm	in.	mm
Single	4-1/2	114	10	254
Dual	4-1/2	114	11-3/4	298



### Aluminum Content

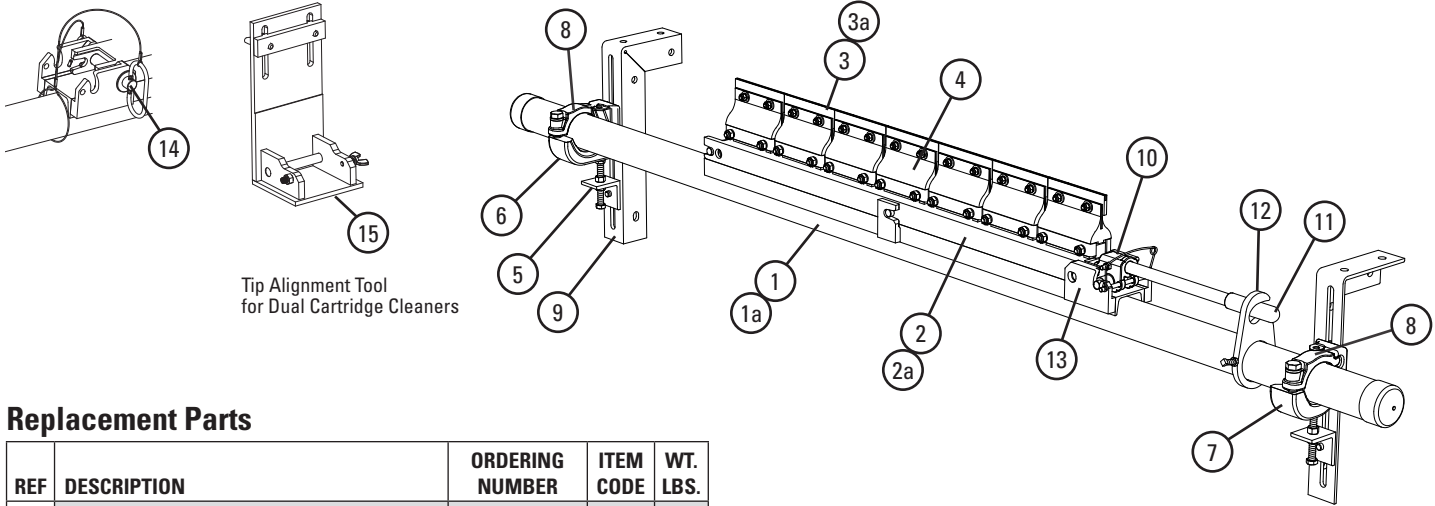
ALUMINUM ALLOY TYPE	PERCENT	
	Mg Magnesium	Ti Titanium
6061	1.0%	0.0%

### Specifications:

- Maximum Belt Speed .....1000 FPM (5M/sec)
- Temperature Rating .....-30 to 180°F (-35 to 82°C)
- Usable Blade Wear Length.....3/8" (9mm)
- Blade Materials .....C-Tip: Impact Resistant Tungsten Carbide (works with mechanical fasteners)  
V-Tip: Long Life Tungsten Carbide (for vulcanized belts only)
- Available for Belt Widths .....24 to 120" (600 to 3000mm). Other sizes available upon request.
- CEMA Cleaner Rating .....Class 4

# Replacement Parts List

## R-Type® ESAC Secondary Cleaner with Enhanced Service Advantage Cartridge



Tip Alignment Tool for Dual Cartridge Cleaners

### Replacement Parts

REF	DESCRIPTION	ORDERING NUMBER	ITEM CODE	WT. LBS.
1	ESAC Cartridge Pole 24" (600mm)	SACPL-24/600	77887	65.4
	ESAC Cartridge Pole 30" (750mm)	SACPL-30/750	77888	71.2
	ESAC Cartridge Pole 36" (900mm)	SACPL-36/900	77889	77.1
	ESAC Cartridge Pole 42" (1050mm)	SACPL-42/1050	77890	82.9
	ESAC Cartridge Pole 48" (1200mm)	SACPL-48/1200	77891	88.8
	ESAC Cartridge Pole 54" (1350mm)	SACPL-54/1350	77892	94.6
	ESAC Cartridge Pole 60" (1500mm)	SACPL-60/1500	77893	100.5
	ESAC Cartridge Pole 72" (1800mm)	SACPL-72/1800	77894	112.2
	ESAC Cartridge Center Pole 60" (1500mm) (Dual)	SACPL2-60/1500	77895	77.3
	ESAC Cartridge Center Pole 72" (1800mm) (Dual)	SACPL2-72/1800	77896	89.5
	ESAC Cartridge Center Pole 84" (2100mm) (Dual)	SACPL2-84/2100	77897	101.8
	ESAC Cartridge Center Pole 96" (2400mm) (Dual)	SACPL2-96/2400	77898	114.1
ESAC Cartridge Center Pole 120" (3000mm) (Dual)	SACPL2-120/3000	77899	142.3	
1a	Extender Pole (for use with Dual Cartridge Center Pole)	MHP-EP	76392	54.0
2	ESAC Cartridge 24" (600mm)	CART-24/600	77900	3.5
	ESAC Cartridge 30" (750mm)	CART-30/750	77901	4.3
	ESAC Cartridge 36" (900mm)	CART-36/900	77902	5.1
	ESAC Cartridge 42" (1050mm)	CART-42/1050	77903	5.9
	ESAC Cartridge 48" (1200mm)	CART-48/1200	77904	6.7
	ESAC Cartridge 54" (1350mm)	CART-54/1350	77905	7.4
	ESAC Cartridge 60" (1500mm)	CART-60/1500	77906	8.4
	ESAC Cartridge 72" (1800mm)	CART-72/1800	77907	10.0
	ESAC Cartridge 60" (1500mm) (Dual)	CART2-60/1500	77908	8.6
	ESAC Cartridge 72" (1800mm) (Dual)	CART2-72/1800	77909	10.2
	ESAC Cartridge 84" (2100mm) (Dual)	CART2-84/2100	77910	11.7
	ESAC Cartridge 96" (2400mm) (Dual)	CART2-96/2400	77911	13.3
ESAC Cartridge 120" (3000mm) (Dual)	CART2-120/3000	77912	16.8	
2a	ESAC Cartridge R-Type Adapter Plate 24" (600mm)	RCAP-24/600	77921	6.3
	ESAC Cartridge R-Type Adapter Plate 30" (750mm)§	RCAP-30/750	77922	7.9
	ESAC Cartridge R-Type Adapter Plate 36" (900mm)§	RCAP-36/900	77923	9.4
	ESAC Cartridge R-Type Adapter Plate 42" (1050mm)§	RCAP-42/1050	77924	11.1
	ESAC Cartridge R-Type Adapter Plate 48" (1200mm)§	RCAP-48/1200	77925	12.6
	ESAC Cartridge R-Type Adapter Plate 54" (1350mm)	RCAP-54/1350	77926	14.2
	ESAC Cartridge R-Type Adapter Plate 60" (1500mm)§	RCAP-60/1500	77927	15.8
	ESAC Cartridge R-Type Adapter Plate 72" (1800mm)	RCAP-72/1800	77928	19

§ If using a dual cartridge, please take the cleaner size and divide by two.  
That dimension is the size of the brackets needed for conversion to an R-Type® cleaner.

Shaded items are made to order.  
Lead time: 15 working days

### Replacement Parts

REF	DESCRIPTION	ORDERING NUMBER	ITEM CODE	WT. LBS.
3	C-Tip*	ICT6	74535	0.7
3a	R V-Tip* (for vulcanized belts only)	RSA150	73628	1.3
4	R2 C-Tip Cushion*	RSA	76249	2.0
5	Adjusting Bracket Kit* (1 ea.)	PAB	75513	1.5
6	HD Pole Clamp Kit Left* (1 ea.) (incl. item 8)	CCKHDL	79225	8.7
7	HD Pole Clamp Kit Right* (1 ea.) (incl. item 8)	CCKHDR	79229	8.7
8	HD Cradle Clamp Top Strap (1 ea.) (for use with L or R HD Pole Clamp Kit)	CCKHDS	79233	1.7
9	Mounting Bracket Kit (1 Right and 1 Left)	EZS2MBK	75666	13.0
-	HD Cradle Clamp Mounting Kit* (incl. 2 items 5; 1 ea. items 6, 7 & 9)	CCMKHD	78920	36.7
10	ESAC Removal Knuckle	SACRKN	77882	3.2
11	ESAC Removal Handle	SACRHL	77883	3.0
12	ESAC Handle Lock Plate	SACRHL	77884	1.7
13	Knuckle Retainer Pin	SACKRP	77885	0.2
14	SAC Hitch Pin	SACHP2	77768	0.9
-	ESAC Removal Kit (includes 1 ea. items 10-14)	SACRKT	77886	9.0
15	ESAC Cartridge Tip Alignment Tool (Dual)	SAC2-TIP-TL	77866	2.5

\*Hardware Included  
Lead Time: 1 working day

# Product Ordering Information

## MHS ESAC HD Secondary Cleaner with Enhanced Service Advantage Cartridge

### With C-Tips

BELT WIDTH		ORDERING NUMBER	ITEM CODE	WT. LBS.
in.	mm			
24	600	MHS-24-ESAC	77840	195.0
30	750	MHS-30-ESAC	77841	206.5
36	900	MHS-36-ESAC	77842	218.5
42	1050	MHS-42-ESAC	77843	230.1
48	1200	MHS-48-ESAC	77844	241.6
54	1350	MHS-54-ESAC	77845	253.2
60	1500	MHS-60-ESAC	77846	264.9
72	1800	MHS-72-ESAC	77847	288.4
60	1500	MHS-60-2ESAC	77848	309.1
72	1800	MHS-72-2ESAC	77849	332.9
84	2100	MHS-84-2ESAC	77850	356.6
96	2400	MHS-96-2ESAC	77851	381.1
120	3000	MHS-120-2ESAC	77852	432.5

Lead time: 1 working day


### With V-Tips\*

BELT WIDTH		ORDERING NUMBER	ITEM CODE	WT. LBS.
in.	mm			
24	600	MHS-24V-ESAC	77853	195.0
30	750	MHS-30V-ESAC	77854	206.5
36	900	MHS-36V-ESAC	77855	218.5
42	1050	MHS-42V-ESAC	77856	230.1
48	1200	MHS-48V-ESAC	77857	241.6
54	1350	MHS-54V-ESAC	77858	253.2
60	1500	MHS-60V-ESAC	77859	264.9
72	1800	MHS-72V-ESAC	77860	288.4
60	1500	MHS-60V-2ESAC	77861	309.1
72	1800	MHS-72V-2ESAC	77862	332.9
84	2100	MHS-84V-2ESAC	77863	356.6
96	2400	MHS-96V-2ESAC	77864	381.1
120	3000	MHS-120V-2ESAC	77865	432.5


\*NOTE: V-Tips can be used ONLY on vulcanized belts.

Lead time: 1 working day

Shaded items are made to order.  
Lead time: 15 working days



MHS ESAC Single Cartridge



MHS 2ESAC Dual Cartridge

### Replacement Tips

ORDERING NUMBER	ITEM CODE	WT. LBS.
ICT6	74535	0.7
RSA150	73628	1.3

Lead time: 1 working day

### Replacement Shields

ORDERING NUMBER	ITEM CODE	WT. LBS.
PFS-ESAC	79073	0.5
PFRS	76622	0.4

Lead time: 1 working day

### Tips Required per Cleaner Size

in.	24	30	36	42	48	54	60	72	84	96	120
mm	600	750	900	1050	1200	1350	1500	1800	2100	2400	3000
C-Tips or V-Tips Required	4	5	6	7	8	9	10	12	14	16	20

### Product Notes:

- Patent-pending Enhanced Service Advantage Cartridge™ allows for easy removal in even the dirtiest conditions.
- Heavy-duty design to deliver maximum cleaning efficiency on the most demanding, abusive beltlines.
- Pole Length: Belt width plus 54" (1350mm) (single cartridge cleaners); Belt width plus 60" (1500mm) (dual cartridge cleaners).
- Patented PowerFlex™ cushion design to maintain continuous blade-to-belt contact and quick relief from passing mechanical splices.
- C-Tips are for mechanically fastened or vulcanized belts. V-Tips are for vulcanized belts only.
- Visual Blade Tension Check: Measure the tension spring and refer to Spring Length Chart on mounting base for the correct length for best cleaning performance.
- Tensioner mounting brackets included for fast and easy installation.
- Cartridge Removal Kit included for easy removal of the cartridge.

# Product Ordering Information

## MHS ESAC HD Secondary Cleaner with Enhanced Service Advantage Cartridge

### With C-Tips

BELT WIDTH		ORDERING NUMBER	ITEM CODE	WT. LBS.
in.	mm			
24	600	MHS-CARK-C24/600	77929	29.4
30	750	MHS-CARK-C30/750	77930	35.1
36	900	MHS-CARK-C36/900	77931	40.8
42	1050	MHS-CARK-C42/1050	77932	46.5
48	1200	MHS-CARK-C48/1200	77933	52.3
54	1350	MHS-CARK-C54/1350	77934	58.0
60	1500	MHS-CARK-C60/1500	77935	63.8
72	1800	MHS-CARK-C72/1800	77936	75.3
60	1500	MHS-CARK2-C60/1500	77945	70.2
72	1800	MHS-CARK2-C72/1800	77946	81.6
84	2100	MHS-CARK2-C84/2100	77947	93.1
96	2400	MHS-CARK2-C96/2400	77948	104.5
120	3000	MHS-CARK2-C120/3000	77949	127.7

Lead time: 1 working day

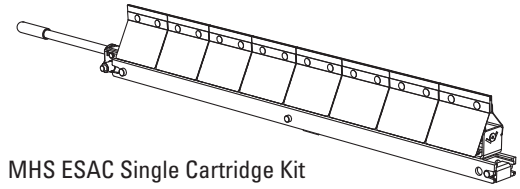
### With V-Tips\*

BELT WIDTH		ORDERING NUMBER	ITEM CODE	WT. LBS.
in.	mm			
24	600	MHS-CARK-V24/600	77937	29.4
30	750	MHS-CARK-V30/750	77938	35.1
36	900	MHS-CARK-V36/900	77939	40.8
42	1050	MHS-CARK-V42/1050	77940	46.5
48	1200	MHS-CARK-V48/1200	77941	52.3
54	1350	MHS-CARK-V54/1350	77942	58.0
60	1500	MHS-CARK-V60/1500	77943	63.8
72	1800	MHS-CARK-V72/1800	77944	75.3
60	1500	MHS-CARK2-V60/1500	77950	70.2
72	1800	MHS-CARK2-V72/1800	77951	81.6
84	2100	MHS-CARK2-V84/2100	77952	93.1
96	2400	MHS-CARK2-V96/2400	77953	104.5
120	3000	MHS-CARK2-V120/3000	77954	127.7

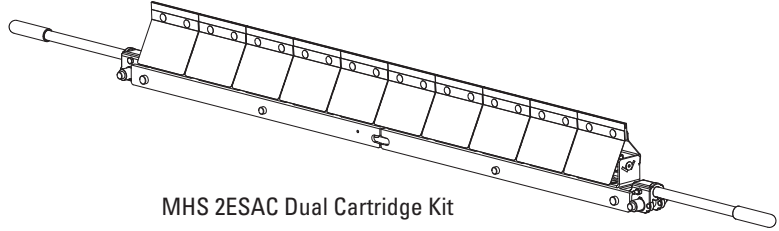
\*NOTE: V-Tips can be used ONLY on vulcanized belts.

Lead time: 1 working day

Shaded items are made to order.  
Lead time: 15 working days



MHS ESAC Single Cartridge Kit



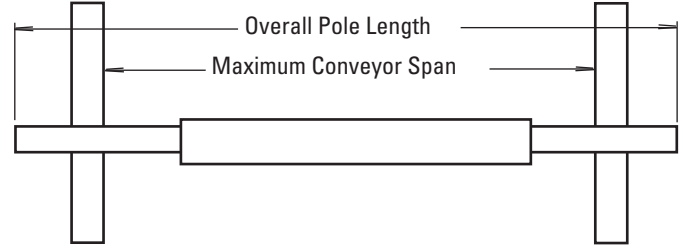
MHS 2ESAC Dual Cartridge Kit

# Specifications & Guidelines

# MHS ESAC HD Secondary Cleaner with Enhanced Service Advantage Cartridge

## Pole Length Specifications

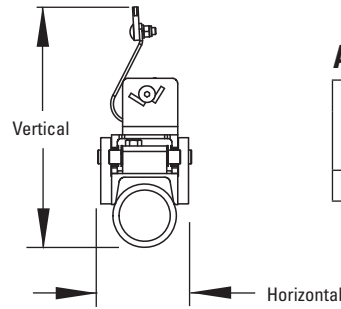
VERSION	CLEANER SIZE		BLADE WIDTH		POLE LENGTH		MAXIMUM CONVEYOR SPAN	
	in.	mm	in.	mm	in.	mm	in.	mm
Single	24	600	24	600	78	1950	66	1650
	30	750	30	750	84	2100	72	1800
	36	900	36	900	90	2250	78	1950
	42	1050	42	1050	96	2400	84	2100
	48	1200	48	1200	102	2550	90	2250
	54	1350	54	1350	108	2700	96	2400
	60	1500	60	1500	114	2850	102	2550
	72	1800	72	1800	126	3150	114	2850
Dual	60	1500	60	1500	120	3000	108	2700
	72	1800	72	1800	132	3300	120	3000
	84	2100	84	2100	144	3600	132	3300
	96	2400	96	2400	156	3900	144	3600
	120	3000	120	3000	180	4500	168	4200



\*For special extra long pole length requirements a Pole Extender Kit (#76024) is available that provides 30" (750mm) of extended pole length (p. 157).  
Pole Diameter - 2-7/8" (73mm)

## Clearance Guidelines for Installation

VERSION	HORIZONTAL CLEARANCE REQUIRED		VERTICAL CLEARANCE REQUIRED	
	in.	mm	in.	mm
Single	4-1/2	114	11	279
Dual	4-1/2	114	12-1/2	318



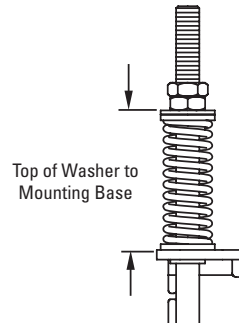
## Aluminum Content

ALUMINUM ALLOY TYPE	PERCENT	
	Mg Magnesium	Ti Titanium
6061	1.0%	0.0%

## CST Spring Length Chart

Blade Width		White Springs		Silver Springs		Black Springs		Gold Springs	
in.	mm	in.	mm	in.	mm	in.	mm	in.	mm
24	600	3 1/8	80	3 7/8	98	N/A	N/A	N/A	N/A
30	750	2 7/8	73	3 3/4	95	N/A	N/A	N/A	N/A
36	900	N/A	N/A	3 3/4	95	3 7/8	98	N/A	N/A
42	1050	N/A	N/A	3 5/8	92	3 3/4	95	N/A	N/A
48	1200	N/A	N/A	3 1/2	89	3 5/8	92	N/A	N/A
54	1350	N/A	N/A	3 3/8	86	3 5/8	92	N/A	N/A
60	1500	N/A	N/A	3 1/4	83	3 1/2	89	4	101
72	1800	N/A	N/A	N/A	N/A	3 3/8	86	4	101
84	2100	N/A	N/A	N/A	N/A	3 1/8	80	3 7/8	98
96	2400	N/A	N/A	N/A	N/A	N/A	N/A	3 7/8	98
120	3000	N/A	N/A	N/A	N/A	N/A	N/A	3 5/8	92

Shading indicates preferred spring option



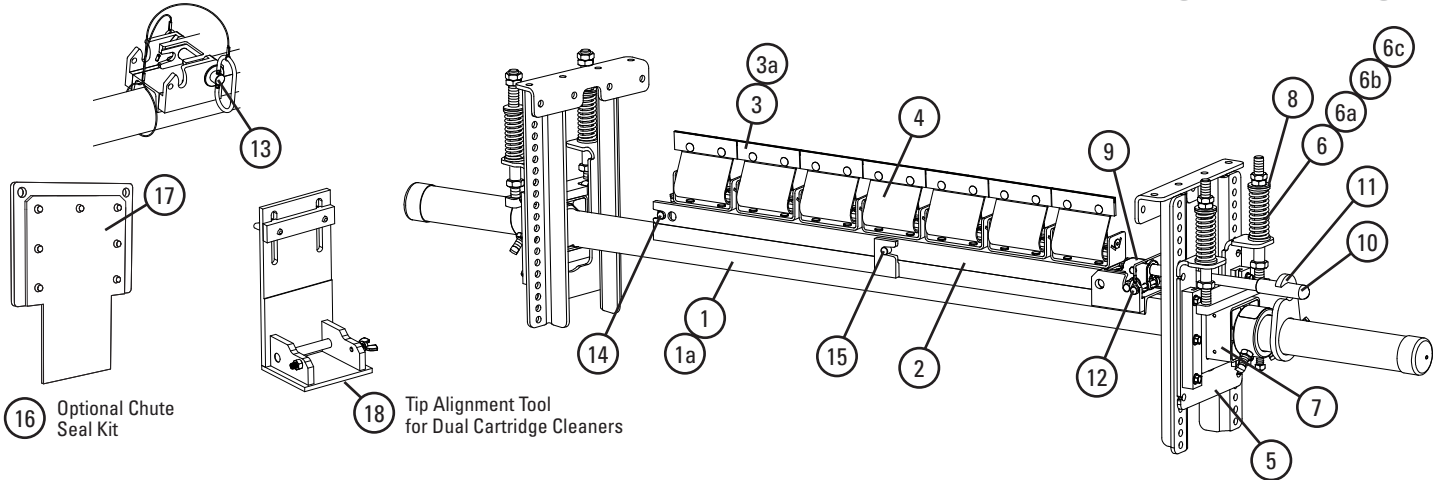
## Specifications:

- Maximum Belt Speed .....1200 FPM (6M/sec)
- Temperature Rating .....-30 to 180°F (-35 to 82°C)
- Usable Blade Wear Length.....3/8" (9mm)
- Blade Materials .....C-Tip: Impact Resistant Tungsten Carbide (works with mechanical fasteners)  
V-Tip: Long Life Tungsten Carbide (for vulcanized belts only)
- Available for Belt Widths .....24 to 120" (600 to 3000 mm). Other sizes available upon request.
- CEMA Cleaner Rating .....Class 5



# Replacement Parts List

## MHS ESAC HD Secondary Cleaner with Enhanced Service Advantage Cartridge



### Replacement Parts

REF	DESCRIPTION	ORDERING NUMBER	ITEM CODE	WT. LBS.
1	ESAC Cartridge Pole 24" (600mm)	SACPL-24/600	77887	65.4
	ESAC Cartridge Pole 30" (750mm)	SACPL-30/750	77888	71.2
	ESAC Cartridge Pole 36" (900mm)	SACPL-36/900	77889	77.1
	ESAC Cartridge Pole 42" (1050mm)	SACPL-42/1050	77890	82.9
	ESAC Cartridge Pole 48" (1200mm)	SACPL-48/1200	77891	88.8
	ESAC Cartridge Pole 54" (1350mm)	SACPL-54/1350	77892	94.6
	ESAC Cartridge Pole 60" (1500mm)	SACPL-60/1500	77893	100.5
	ESAC Cartridge Pole 72" (1800mm)	SACPL-72/1800	77894	112.2
	ESAC Cartridge Center Pole 60" (1500mm) (Dual)	SACPL2-60/1500	77895	77.3
	ESAC Cartridge Center Pole 72" (1800mm) (Dual)	SACPL2-72/1800	77896	89.5
	ESAC Cartridge Center Pole 84" (2100mm) (Dual)	SACPL2-84/2100	77897	101.8
	ESAC Cartridge Center Pole 96" (2400mm) (Dual)	SACPL2-96/2400	77898	114.1
ESAC Cartridge Center Pole 120" (3000mm) (Dual)	SACPL2-120/3000	77899	142.3	
1a	Extender Pole (for use with Dual Cartridge Center Pole)	MHP-EP	76392	54.0
2	ESAC Cartridge 24" (600mm)	CART-24/600	77900	3.5
	ESAC Cartridge 30" (750mm)	CART-30/750	77901	4.3
	ESAC Cartridge 36" (900mm)	CART-36/900	77902	5.1
	ESAC Cartridge 42" (1050mm)	CART-42/1050	77903	5.9
	ESAC Cartridge 48" (1200mm)	CART-48/1200	77904	6.7
	ESAC Cartridge 54" (1350mm)	CART-54/1350	77905	7.4
	ESAC Cartridge 60" (1500mm)	CART-60/1500	77906	8.4
	ESAC Cartridge 72" (1800mm)	CART-72/1800	77907	10.0
	ESAC Cartridge 60" (1500mm) (Dual)	CART2-60/1500	77908	8.6
	ESAC Cartridge 72" (1800mm) (Dual)	CART2-72/1800	77909	10.2
ESAC Cartridge 84" (2100mm) (Dual)	CART2-84/2100	77910	11.7	
ESAC Cartridge 96" (2400mm) (Dual)	CART2-96/2400	77911	13.3	
ESAC Cartridge 120" (3000mm) (Dual)	CART2-120/3000	77912	16.8	
3	C-Tip*	ICT6	74535	0.7
3a	V-Tip* (for vulcanized belts only)	RSA150	73628	1.3
4	PowerFlex™ Cushion*	PFC	75927	4.2
5	CST HD Mounting Base Kit*	CSTHDMK	77871	8.5
6	CST Spring - White (1 ea.)	CTS-W	77742	0.5
6a	CST Spring - Silver (1 ea.)	CTS-S	77743	0.5
6b	CST Spring - Black (1 ea.)	CTS-B	77744	0.6
6c	CST Spring - Gold (1 ea.)	CTS-G	77745	0.8
7	CST HD Torsion Pole Mount* (1 ea.)	CSTHDPM	77869	16.4
8	CST Bushing Kit (incl. 4 bushings)	CSTBK	77037	0.1

\*Hardware Included  
Lead Time: 1 working day

Shaded items are made to order.  
Lead time: 15 working days


### Replacement Parts

REF	DESCRIPTION	ORDERING NUMBER	ITEM CODE	WT. LBS.
-	CST HD Cartridge Tensioner - White (incl. 1 ea. item 5, 7, 8; 2 ea. item 6)	CST1HD-W	77872	30.1
-	CST HD Cartridge Tensioner - Silver (incl. 1 ea. item 5, 7, 8; 2 ea. item 6a)	CST1HD-S	77873	30.1
-	CST HD Cartridge Tensioner - Black (incl. 1 ea. item 5, 7, 8; 2 ea. item 6b)	CST1HD-B	77874	30.1
-	CST HD Cartridge Tensioner - Gold (incl. 1 ea. item 5, 7, 8; 2 ea. item 6c)	CST1HD-G	77875	30.7
9	ESAC Removal Knuckle	SACRKN	77882	3.2
10	ESAC Removal Handle	SACRH	77883	3.0
11	ESAC Handle Lock Plate	SACRHL	77884	1.7
12	Knuckle Retainer Pin	SACKRP	77885	0.2
13	SAC Hitch Pin	SACHP2	77768	0.9
14	Flexible End Pin	FLXEP	91431	1
15	Flexible Center Pin	FLXCP	91430	1
-	ESAC Removal Kit (includes 1 ea. items 10-14)	SACRKT	77886	9.0
16	ESAC Chute Seal Kit	SACSK	77052	3.9
17	ESAC Chute Seal Replacement Cover	SACSRC	77065	0.5
18	ESAC Cartridge Tip Alignment Tool (Dual)	SAC2-TIP-TL	77866	2.5

### Legacy Replacement Parts for Tensioners shipped prior to Dec. 31, 2014\*

REF	DESCRIPTION	ORDERING NUMBER	ITEM CODE
L1	Adjusting Rod Kit* (incl. 1 rod, 2 nuts, 1 bushing, 1 washer) for belts 18-60" (450-1500mm)	STAK	75847
L2	HD Adjusting Rod Kit* (incl. 1 rod, 2 nuts, 1 HD bushing, 1 washer) for belts 72-96" (1800-2400mm)	STAKHD	75892
L3	SST Hat Channel Kit	SSTHK	79070

\*Verify if legacy parts are needed by looking at threaded rod. If it has standard threads, use legacy parts. If it has flat/acme threads, choose from regular replacement parts.



### Spring Tensioner Selection Chart

CLEANER SIZE	77872 CST1HD-W	77873 CST1HD-S	77874 CST1HD-B	77875 CST1HD-G
MHS ESAC 18-30" (450-750mm)	X			
MHS ESAC 36-48" (900-1200mm)		X		
MHS ESAC 54-84" (1350-2100mm)			X	
MHS ESAC 96-120" (2400-3000mm)				X

# Product Ordering Information

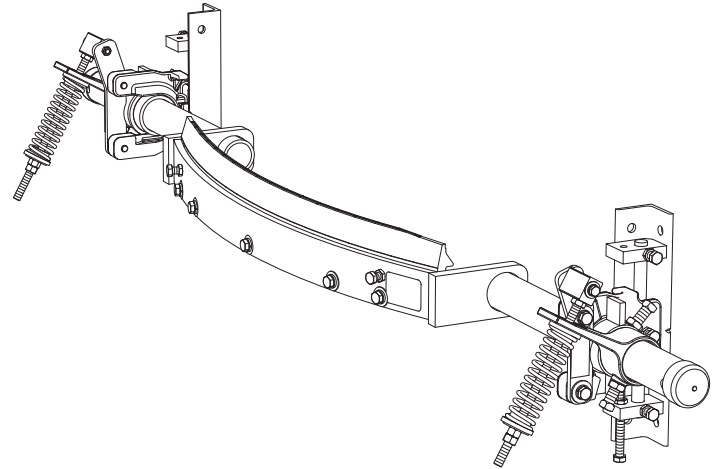
**U-Type®**  
Secondary Cleaner

## With C-Blade (Impact-Resistant Tungsten Carbide)\*

BELT WIDTH		ORDERING NUMBER	ITEM CODE	WT. LBS.
in.	mm			
18	450	UTC18	76712	100.0
24	600	UTC24	76713	106.7
30	750	UTC30	76714	114.4
36	900	UTC36	76715	120.1
42	1050	UTC42	76716	126.7
48	1200	UTC48	76717	134.5
54	1350	UTC54	76718	141.0
60	1500	UTC60	76719	148.8
72	1800	UTC72	76720	225.2
84	2100	UTC84	76721	241.5

\*NOTE: C-Blades can be used on Flexco® Solid Plate, mechanically fastened and vulcanized belts.

Lead time: 1 working day



## With F-Blade (Polyurethane)\*

BELT WIDTH		ORDERING NUMBER	ITEM CODE	WT. LBS.
in.	mm			
18	450	UTF18	76724	98.0
24	600	UTF24	76725	104.0
30	750	UTF30	76726	111.0
36	900	UTF36	76727	116.0
42	1050	UTF42	76728	122.0
48	1200	UTF48	76729	129.0
54	1350	UTF54	76730	135.0
60	1500	UTF60	76731	142.0
72	1800	UTF72	76732	217.0
84	2100	UTF84	76733	232.0

\*NOTE: F-Blades (Polyurethane) can be used on mechanically spliced and vulcanized belts.

Lead time: 1 working day

## Replacement C-Blades

BELT WIDTH		ORDERING NUMBER	ITEM CODE	WT. LBS.
in.	mm			
18	450	URCB18/450	76748	5.0
24	600	URCB24/600	76749	6.7
30	750	URCB30/750	76750	8.4
36	900	URCB36/900	76751	10.1
42	1050	URCB42/1050	76752	11.7
48	1200	URCB48/1200	76753	13.5
54	1350	URCB54/1350	76754	15.0
60	1500	URCB60/1500	76755	16.8
72	1800	URCB72/1800	76756	20.2
84	2100	URCB84/2100	76757	23.5

## Replacement F-Blades

BELT WIDTH		ORDERING NUMBER	ITEM CODE	WT. LBS.
in.	mm			
18	450	UFB18	74448	3.0
24	600	UFB24	74449	4.0
30	750	UFB30	74450	5.0
36	900	UFB36	74451	6.0
42	1050	UFB42	74452	7.0
48	1200	UFB48	74453	8.0
54	1350	UFB54	74454	9.0
60	1500	UFB60	74455	10.0
72	1800	UFB72	74456	12.0
84	2100	UFB84	74460	14.0

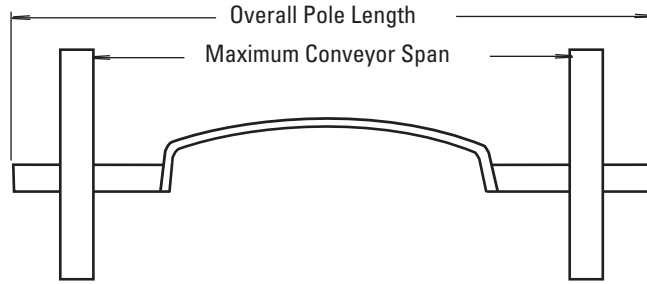
# Specifications & Guidelines

**U-Type®**  
**Secondary Cleaner**

## Pole Length Specifications

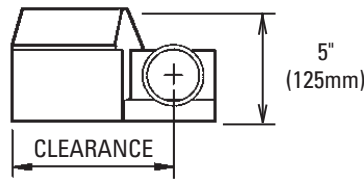
CLEANER SIZE		POLE LENGTH		MAXIMUM CONVEYOR SPAN	
in.	mm	in.	mm	in.	mm
18	450	64	1600	54	1350
24	600	70	1750	60	1500
30	750	76	1900	66	1650
36	900	82	2050	72	1800
42	1050	88	2200	78	1950
48	1200	94	2350	84	2100
54	1350	100	2500	90	2250
60	1500	106	2650	96	2400
72	1800	124	3100	114	2850
84	2100	136	3400	126	3150

Pole Diameter - 18 to 54" (450 to 1350mm) cleaner 2-3/8" (60mm)  
Pole Diameter - 60 to 84" (1500 to 2400mm) cleaner 2-7/8" (73mm)



## Clearance Guidelines for Installation

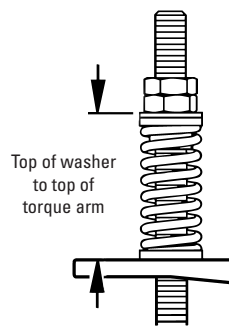
CLEANER SIZE		CLEARANCE	
in.	mm	in.	mm
18	450	6	155
24	600	7	180
30	750	8	205
36	900	8	205
42	1050	9 1/4	235
48	1200	10 1/2	270
54	1350	10 3/4	275
60	1500	10 3/4	275
72	1800	10 3/4	275
84	2100	10 3/4	275
96	2400	10 3/4	275



## UST Spring Length Chart

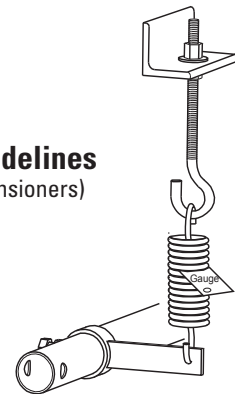
Blade Width		Purple Springs		Silver Springs		White Springs	
in.	mm	in.	mm	in.	mm	in.	mm
18	450	5 5/8	143	N/A	N/A	N/A	N/A
24	600	5 1/4	133	6	152	N/A	N/A
30	750	4 5/8	117	5 3/4	146	6 1/8	156
36	900	4 1/4	108	5 5/8	143	6	152
42	1050	N/A	N/A	5 1/4	133	5 3/4	146
48	1200	N/A	N/A	4 7/8	124	5 1/2	140
54	1350	N/A	N/A	4 5/8	117	5 3/8	137
60	1500	N/A	N/A	N/A	N/A	5 1/4	133
72	1800	N/A	N/A	N/A	N/A	4 7/8	124
84	2100	N/A	N/A	N/A	N/A	4 5/8	117

Shading indicates preferred spring option.



## Spring Tensioner Guidelines (For Cleaners with J-Bolt Tensioners)

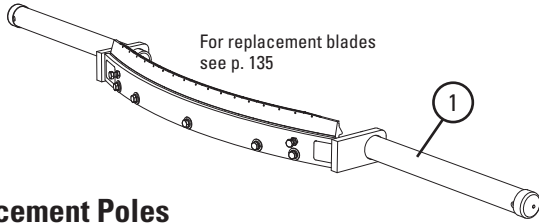
- Spring gap = .03" (.7mm)
- \* Gauge provided



## Specifications:

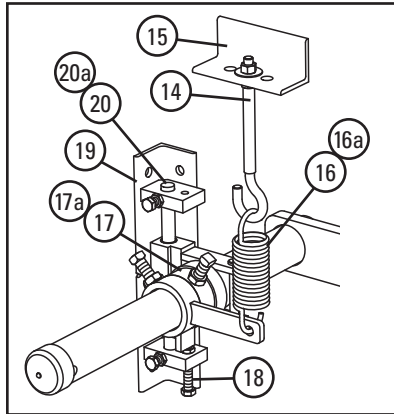
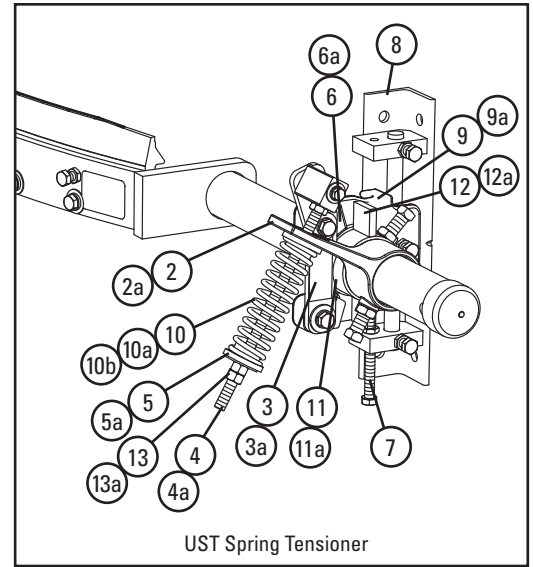
- Maximum Belt Speed .....1300 FPM (6.6M/sec); F-Blade - 1000 FPM (5M/sec)
- Temperature Rating .....-30 to 180°F (-35 to 82°C)
- Usable Blade Wear Length.....C-Blade – 3/8" (9mm); F-Blade – 1 3/4" (44mm)
- Available for Belt Widths .....18 to 84" (450 to 2100mm). Other sizes available upon request.
- CEMA Cleaner Rating .....Class 5

# Replacement Parts List



## Replacement Poles

REF	DESCRIPTION	ORDERING NUMBER	ITEM CODE	WT. LBS.
1	18" (450mm) Pole	USP18/450	76772	45.0
	24" (600mm) Pole	USP24/600	76773	50.0
	30" (750mm) Pole	USP30/750	76774	56.0
	36" (900mm) Pole	USP36/900	76775	60.0
	42" (1050mm) Pole	USP42/1050	76776	65.0
	48" (1200mm) Pole	USP48/1200	76777	71.0
	54" (1350mm) Pole	USP54/1350	76778	76.0
	60" (1500mm) Pole	USP60/1500	76779	82.0
	72" (1800mm) Pole	USP72/1800	76780	125.0
	84" (2100mm) Pole	USP84/2100	76781	138.0



For use in changing UST to a J-Bolt Tensioner.

## Replacement Parts - UST Tensioner

REF	DESCRIPTION	ORDERING NUMBER	ITEM CODE	WT. LBS.
2	Torque Arm Kit* (1 ea.) †Δ	ESTAK-EST	76406	3.6
2a	Torque Arm Kit HD* (1 ea.) §	PSTA	75896	11.4
3	Pivot Shaft Bracket Kit* (1 ea.) †Δ	UPSBK	76784	1.7
4	Pivot Rod Kit* (1 ea.) †Δ	UPBKA	114389	2.2
4a	Pivot Rod Kit HD* (1 ea.) §	QMTPAK	76096	4.3
5	Bushing Kit (incl. 2 bushings) †Δ	ESBK-PS	76410	0.1
5a	Bushing Kit HD (incl. 2 bushings) §	QMTBK-W	76098	0.1
6	Standard Pole Bearing (1 ea.) †Δ	USPB2	79206	0.1
6a	HD Pole Bearing (1 ea.) §	UHPB2	79207	0.2
7	Adjusting Bolt Kit (1 ea.) (incl. locknut)	ABU	76788	0.2
8	Mounting Bracket Kit* (1 ea.)	UMBK	76789	9.7
9	Slide Plate Kit* (1 ea.) †Δ	USPK	76790	4.6
9a	HD Slide Plate Kit* (1 ea.) §	UHSPK	76791	5.2
10	Tension Spring - Purple (1 ea.) †	QMTS-P	75845	0.6
10a	Tension Spring - Silver (1 ea.) Δ	ESS-S	76412	1.2
10b	Tension Spring - White (1 ea.) §	PSTS-W	75898	1.7
11	UST Stop Collar Retrofit Kit* †Δ	USTSC	79202	5.0
11a	HD UST Stop Collar Retrofit Kit* §	USTSCKHD	79204	7.4
12	Stop Collar*	USTSC	79299	1.5
12a	HD Stop Collar*	USTSCHD	79300	2.0
13	ACME Jam Nut Kit UST	JNK-G	114390	0.3
13a	Jam Nut Kit USTHD	JNK-C	79893	0.3
-	UST Spring Tensioner* - Purple † (incl. 1 ea. items 2, 3, 4, 5, 7, 8, 9, 10)	UST-P	76794	25.0
-	UST Spring Tensioner* - Silver Δ (incl. 1 ea. items 2, 3, 4, 5, 7, 8, 9, 10a)	UST-S	77757	25.0
-	HD UST Spring Tensioner* - White § (incl. 1 ea. items 2a, 3a, 4a, 5a, 7, 8, 9a, 10b)	UST-W	76795	40.0
-	Standard Mounting Kit* (incl. 1 ea. items 7, 8, 9) † Δ for blade widths 18-54" (450-1350mm)	USMK	76792	14.6
-	HD Mounting Kit* (incl. 1 ea. items 7, 8, 9a) § for blade widths 60-84" (1500-2100mm)	UHMK	76793	15.5

\*Hardware included

† Standard components for blade widths 18-42" (450-1050mm)

Δ Standard components for blade widths 48-54" (1200-1350mm)

§ HD components for blade widths 60-84" (1500-2100mm)

## Replacement Parts - J-Bolt Tensioner

REF	DESCRIPTION	ORDERING NUMBER	ITEM CODE	WT. LBS.
14	J-Bolt (incl. locknut & washer)	STJK	74417	0.7
15	J-Bolt Mount (1 ea.)	STJM	74775	3.0
16	Tension Spring (1 ea.) †	STTS	74419	1.4
16a	HD Tension Spring (1 ea.) §	HDTTS	74502	2.0
17	Stop Collar †	USTSC	79299	1.5
17a	HD Stop Collar §	USTSCHD	79300	2.0
18	Adjusting Bolt Kit (1 ea.) (incl. locknut)	ABU	76788	0.2
19	Mounting Bracket Kit* (1 ea.)	UMBK	76789	9.7
20	Slide Plate Kit* (1 ea.) †Δ	USPK	76790	4.6
20a	HD Slide Plate Kit* (1 ea.) §	UHSPK	76791	5.2
-	J-Bolt Conversion Kit † (Optional) (incl. 2 ea. items 15, 16, 17, 18)	UBTK	76977	4.7
-	HD J-Bolt Conversion Kit § (Optional) (incl. 2 ea. items 15, 16, 17a, 18a)	UHDBTK	76978	5.2
-	Standard Mounting Kit* (incl. 1 ea. items 8, 9, 10) † Δ for blade widths 18-54" (450-1350mm)	USMK	76792	14.6
-	HD Mounting Kit* (incl. 1 ea. items 8, 9, 10a) § for blade widths 60-84" (1500-2100mm)	UHMK	76793	15.5
-	18-54" J-Bolt Complete Tension Kit (incl. 2 ea. items 15, 16, 17, 18, 19, 20, 21)†	MMKU	77324	19.3
-	60"+ J-Bolt Complete Tension Kit (incl. 2 ea. items 15a, 16, 17a, 18a, 19, 20, 21a)§	MMKUHD	77327	20.7



# Product Ordering Information

## MDWS Secondary Cleaner DryWipe for Removing Water

### With SST XD Tensioner

BELT WIDTH		ORDERING NUMBER	ITEM CODE	WT. LBS.
in.	mm			
24	600	MDWS-24	75868	115.1
30	750	MDWS-30	75869	122.8
36	900	MDWS-36	75870	127.8
42	1050	MDWS-42	75871	138.3
48	1200	MDWS-48	75872	146.8
54	1350	MDWS-54	75873	154.5
60	1500	MDWS-60	75874	162.2
72	1800	MDWS-72	75875	177.7
84	2100	MDWS-84	76806	193.2
96	2400	MDWS-96	79063	208.7

Lead time: 1 working day



Tank and Control Box sold separately.  
See next page for options.

### With SAT XD Tensioner

BELT WIDTH		ORDERING NUMBER	ITEM CODE	WT. LBS.
in.	mm			
24	600	MDWS-24P	78745	115.1
30	750	MDWS-30P	78746	122.8
36	900	MDWS-36P	78747	127.8
42	1050	MDWS-42P	78748	138.3
48	1200	MDWS-48P	78749	146.8
54	1350	MDWS-54P	78750	154.5
60	1500	MDWS-60P	78751	162.2
72	1800	MDWS-72P	78752	177.7
84	2100	MDWS-84P	78753	193.2
96	2400	MDWS-96P	79064	208.7
108	2700	MDWS-108P	90177	234.8

Lead time: 1 working day

### Optional Mounting Kits

DESCRIPTION	ORDERING NUMBER	ITEM CODE	WT. LBS.
Standard Mounting Bracket Kit *	SSTSMB	76071	34.3
Long Mounting Bracket Kit *	SSTLMB	76072	43.5
Optional Top Angle Kit *	SSTOTA	76073	10.5

\*Hardware Included  
Lead time: 1 working day

### Replacement ConShear™ DW Blades - Black

BELT WIDTH		ORDERING NUMBER	ITEM CODE	WT. LBS.
in.	mm			
24	600	CDWB24	75884	12.8
30	750	CDWB30	75885	15.5
36	900	CDWB36	75886	18.3
42	1050	CDWB42	75887	21.0
48	1200	CDWB48	75888	23.8
54	1350	CDWB54	75889	26.5
60	1500	CDWB60	75890	29.2
72	1800	CDWB72	75891	34.7
84	2100	CDWB84	76942	40.5
96	2400	CDWB96	79062	46.3

Actual blade width is belt width + 4" (100mm).  
ConShear™ DW Blades are black for easy identification.  
Lead time: 1 working day

### Product Notes:

- The ConShear™ "DryWipe" (DW) Blade is excellent for removing water from the belt. Use as the final cleaner in a cleaning system.
- Actual blade width is belt width plus 4" (100mm). The extra length ensures the water is removed from the belt.
- Pole Length: Belt width plus 60" (1500mm) for cleaners up to 60" (1500mm), belt width plus 54" (1350mm) for cleaners over 60" (1500mm). For longer requirements, see Accessories – Pole Extender Kit (p. 157).
- Visual Blade Tension Check: Measure the tension spring and refer to the Spring Length Chart on mounting base for the correct length for best cleaning performance.
- To make cleaner installation easier and quicker, see Optional Mounting Kits (p. 157).

# Product Ordering Information

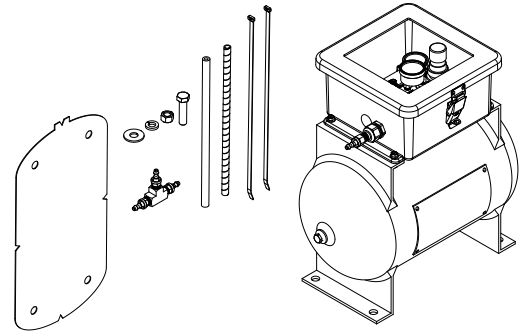
## Line Connections for Pneumatic Air Tensioner

### Control Box/Tank Combo Units for Closed System

DESCRIPTION	ORDERING NUMBER	ITEM CODE	WT. LBS.
Control Box/Tank Combo Unit for Precleaner - 60 PSI	PAT-C-60	108230	64.0
Control Box/Tank Combo Unit for Secondary Cleaner - 100 PSI	PAT-C-100	108231	64.0

#### Product Notes:

- For use with cleaners with new PAT systems.
- 150# pop-off valve for safe pressurizing/charging of Air Tank.
- ASME construction tank.
- Fully sealed enclosure includes all critical items - regulator, tank gauge, downstream gauge, schrader valve, in-line filter, downstream valve.

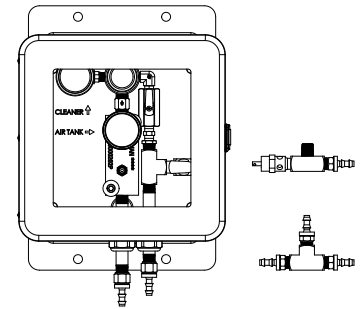


### Control Box for Legacy Tank

DESCRIPTION	ORDERING NUMBER	ITEM CODE	WT. LBS.
Control Box Kit for Precleaner - 60 PSI	PACB2-60	108228	13.6
Control Box Kit for Secondary Cleaner - 100 PSI	PACB2-100	108229	13.6

#### Product Notes:

- For use with Legacy PAT1/PAT2 tank systems ordered prior to January 2024.
- 150# pop-off valve for safe pressurizing/charging of Air Tank.
- May also be paired with Air Tank for Legacy Control Box if preferred.

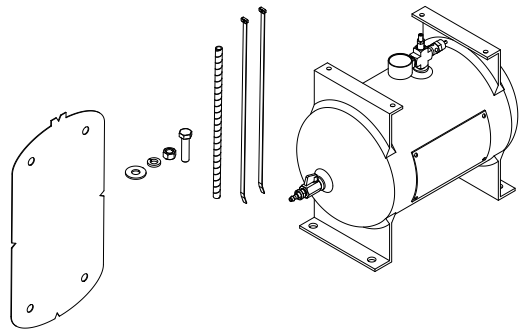


### Air Tank for Legacy Control Box

DESCRIPTION	ORDERING NUMBER	ITEM CODE	WT. LBS.
ASME Air Tank Kit	PAT-N	108232	47.3

#### Product Notes:

- For use with Legacy PACB60/PACB100 control boxes ordered prior to January 2024.
- 150# pop-off valve for safe pressurizing/charging of Air Tank.
- ASME construction tank.
- May also be paired with Control Box for Legacy Tank if preferred.



### Replacement Parts List

DESCRIPTION	ORDERING NUMBER	ITEM CODE	WT. LBS.
10' (3m) Hose Kit	PATHK	78794	1.5
Upgrade Fitting Kit (fill valve, push-on fittings, plugs)	AWTRK	79319	0.4



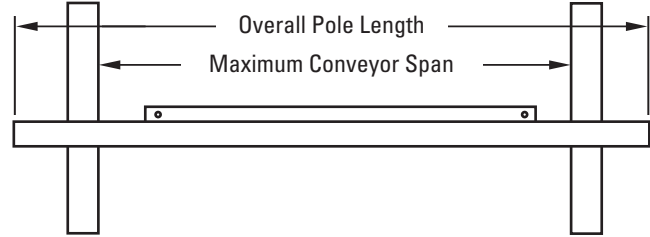
# Specifications & Guidelines

## MDWS Secondary Cleaner DryWipe for Removing Water

### Pole Length Specifications

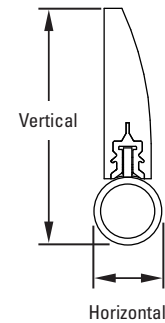
CLEANER SIZE		BLADE WIDTH		POLE LENGTH		MAXIMUM CONVEYOR SPAN	
in.	mm	in.	mm	in.	mm	in.	mm
24	600	28	700	84	2100	68	1700
30	750	34	850	90	2250	74	1850
36	900	40	1000	96	2400	80	2000
42	1050	46	1150	102	2550	86	2150
48	1200	52	1300	108	2700	92	2300
54	1350	58	1450	114	2850	98	2450
60	1500	64	1600	120	3000	104	2600
72	1800	76	1900	126	3150	116	2900
84	2100	88	2200	138	3450	128	3200
96	2400	100	2500	150	3750	140	3500

\*For special extra long pole length requirements a Pole Extender Kit (#76024) is available that provides 30" (750mm) of extended pole length. See Page 7.  
Pole Diameter - 2-7/8" (73mm)



### Clearance Guidelines for Installation

HORIZONTAL CLEARANCE REQUIRED		VERTICAL CLEARANCE REQUIRED	
in.	mm	in.	mm
4	100	10	250



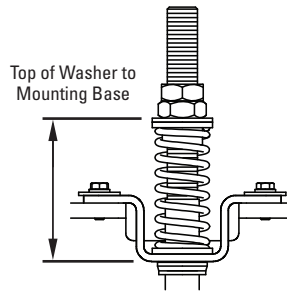
### SST XD Spring Length Chart

Blade Width		White Springs		Silver Springs		Black Springs		Gold Springs	
in.	mm	in.	mm	in.	mm	in.	mm	in.	mm
18	450	3 3/8	86	4	102	N/A	N/A	N/A	N/A
24	600	3 1/8	79	3 7/8	98	N/A	N/A	N/A	N/A
30	750	2 7/8	73	3 3/4	95	N/A	N/A	N/A	N/A
36	900	N/A	N/A	3 3/4	95	3 7/8	98	N/A	N/A
42	1050	N/A	N/A	3 5/8	92	3 3/4	95	N/A	N/A
48	1200	N/A	N/A	3 1/2	89	3 5/8	92	N/A	N/A
54	1350	N/A	N/A	3 3/8	86	3 5/8	92	3 3/4	95
60	1500	N/A	N/A	3 1/4	83	3 1/2	89	3 3/4	95
72	1800	N/A	N/A	N/A	N/A	3 3/8	86	3 5/8	92
84	2100	N/A	N/A	N/A	N/A	3 1/8	79	3 1/2	89
96	2400	N/A	N/A	N/A	N/A	N/A	N/A	3 3/8	86
108	2700	N/A	N/A	N/A	N/A	N/A	N/A	3 1/2	89
120	3000	N/A	N/A	N/A	N/A	N/A	N/A	3 3/8	86

Shading indicates preferred spring option.

### SAT XD Pressure Chart

Blade Width		Pressure	
in.	mm	psi	kPa
18	450	15	103
24	600	19	131
30	750	23	159
36	900	27	186
42	1050	31	214
48	1200	35	241
54	1350	39	269
60	1500	43	296
72	1800	51	352



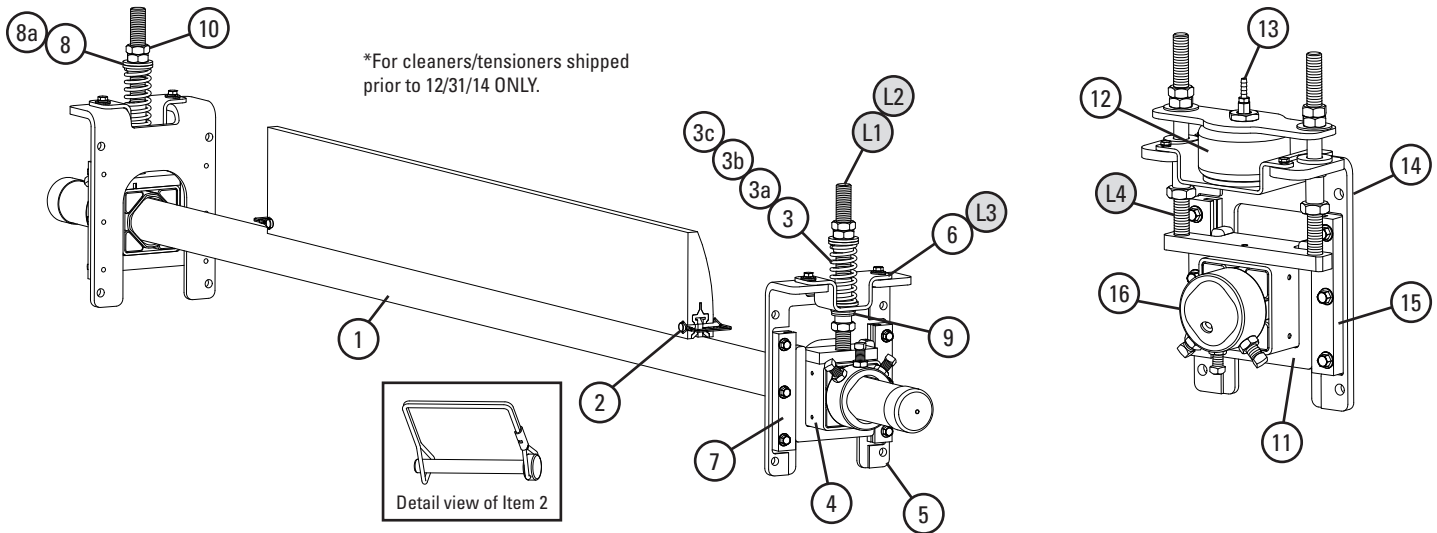
### Specifications:

- Maximum Belt Speed ..... 1000 FPM (5M/sec)
- Temperature Rating ..... -30 to 180°F (-35 to 82°C)
- Usable Blade Wear Length ..... 4-1/2" (113mm)
- Blade Height ..... 7-1/4" (185mm)
- Blade ..... Polyurethane with UHMW additive (softer durometer to squeegee water off and additive to enhance blade life)
- Available for Belt Widths ..... 24 to 96" (600 to 2400 mm) Other sizes available upon request.
- CEMA Cleaner Rating ..... Class 4



# Replacement Parts List

## MDWS Secondary Cleaner DryWipe for Removing Water



### Replacement Parts

REF	DESCRIPTION	ORDERING NUMBER	ITEM CODE	WT. LBS.
1	24" (600mm) Pole	MSPP30	75804	46.0
	30" (750mm) Pole	MSPP36	75805	50.5
	36" (900mm) Pole	MSPP42	75806	55.5
	42" (1050mm) Pole	MSPP48	75807	60.0
	48" (1200mm) Pole	MSPP54	75808	64.0
	54" (1350mm) Pole	MSPP60	75809	67.0
	60" (1500mm) Pole	MSPP66	76695	76.0
	72" (1800mm) Pole	DWP-72	75883	90.0
	84" (2100mm) Pole	DWP-84	76815	100.0
	96" (2400mm) Pole	DWP-96	79060	110.0
2	Blade Pin Kit* (1 ea.)	MSPBP	107852	0.1
3	Tension Spring - White (1 ea.) for belts 18-30" (450-750mm)	STS-W	75846	0.5
3a	Tension Spring - Silver (1 ea.) for belts 36-60" (900-1500mm)	STS-S	75843	0.8
3b	Tension Spring - Black (1 ea.) for belts 72-84" (1800-2100mm)	STS-B	75844	1.0
3c	Tension Spring - Gold (1 ea.) for belts 96" (2400mm)	STS-G	78142	1.3
4	HD Torsion Pole Mount* (1 ea.) (incl. 1 adjusting rod, 3 nuts & 1 sleeve) (See 8 & 8a for bushings)	SSTHDP	77868	15.0
5	SST XD Mounting Base Kit* (incl. 1 mtg. base, 2 slide guides, 1 top hat bracket & 1 bottom bushing)	SSTXDMK	91412	10.2
6	SST Hat Bracket (pair)	SSTHB	79582	3.5
7	SST Slide Guide Kit* (incl. 2 slide guides)	STGK2	77867	1.1
8	SST Bushing Kit - White/Silver (incl. 2 bushings)	SSTBK-W	76636	0.1
8a	SST Bushing Kit - Black/Gold (incl. 2 bushings)	SSTBK-B	76637	0.1
9	SST Lower Bushing Kit (pair)	SSTLBK	79493	0.1
10	Jam Nut Kit SST Tensioner	JNK-C	79893	0.3
-	SST XD Spring Tensioner* - White (incl. 2 ea. items 3, 4, 5, & 8a) for belts 18-30" (450-750mm)	SSTXD-W	91408	60.6
-	SST XD Spring Tensioner* - Silver (incl. 2 ea. items 3a, 4, 5, & 8a) for belts 36-48" (900-1200mm)	SSTXD-S	91409	61.4
-	SST XD Spring Tensioner* - Black (incl. 2 ea. items 3b, 4, 5, & 8b) for belts 54-84" (1350-2100mm)	SSTXD-B	91410	62.0
-	SST XD Spring Tensioner* - Gold (incl. 2 ea. items 3c, 4, 5, & 8b) for belts 96" (2400mm)	SSTXD-G	91411	62.6

\*Hardware Included  
Lead time: 1 working day

### SAT XD Tensioner Replacement Parts

REF	DESCRIPTION	ORDERING NUMBER	ITEM CODE	WT. LBS.
11	SAT XD	SATXDCB	78703	41.0
12	SAT Air/Water Bag Kit	SATB	76083	5.1
13	SAT 1/8" Hose Barb Kit	SATHB	76084	0.1
14	SAT XD Mounting Base Kit	SATXDMK	91415	11.6
15	ST Slide Guide Kit	STGK2	77867	1.1
16	SAT2 Torsion Pole Mount (incl. threaded rods & 6 nuts)	SAT2PM	78732	11.1

Lead time: 1 working day

### Legacy Replacement Parts for Tensioners shipped prior to Dec. 31, 2014\*

L1	DESCRIPTION	ORDERING NUMBER	ITEM CODE	WT. LBS.
L1	Adjusting Rod Kit (incl. 1 rod, 2 nuts, 1 bushing, 1 washer) for belts 24-60" (600-1500mm)	STAK	75847	2.9
L2	HD Adjusting Rod Kit (incl. 1 rod, 2 nuts, 1 HD bushing, 1 washer) for belts 72-84" (1800-2100mm)	STAKHD	75892	3.0
L3	Legacy SST Hat Channel Kit	SSTHK	79070	1.5
L4	SAT2 Adjusting Rod Kit	SAT2AK	78733	5.0
-	SST Tensioner Bushing Update Kit (incl. 2 lower bushings, 2 sleeves, 2 nuts)	SST-BUK	76943	0.3

\* See note on p. 113 to verify if legacy parts are needed.

### Spring Tensioner Selection Chart

CLEANER SIZE	91408 SSTXD-W	91409 SSTXD-S	91410 SSTXD-B	91411 SSTXD-G
MDWS 24-30" (600-750 mm)	X			
MDWS 36-60" (900-1500 mm)		X		
MDWS 72-84" (1800-2100 mm)			X	
MDWS 96" (2400 mm)				X

# Product Ordering Information

## Motorized Brush Cleaner

### With 208-230/460VAC 3-Phase Motor IP55

BELT WIDTH		ORDERING NUMBER	ITEM CODE	WT. LBS.
in.	mm			
18	450	MBC-18	79494	136.7
24	600	MBC-24	79495	146.5
30	750	MBC-30	79496	150.2
36	900	MBC-36	79497	156.5
42	1050	MBC-42	79498	162.6
48	1200	MBC-48	79499	179.0
54	1350	MBC-54	79500	185.9
60	1500	MBC-60	79501	192.0
72	1800	MBC-72	79502	205.1
84	2100	MBC-84	79503	217.5

Lead time: 1 working day

### With IP66 Motor

BELT WIDTH		ORDERING NUMBER	ITEM CODE	WT. LBS.
in.	mm			
18	450	MBC-18-S	91571	136.7
24	600	MBC-24-S	91572	146.5
30	750	MBC-30-S	91573	150.2
36	900	MBC-36-S	91574	156.5
42	1050	MBC-42-S	91575	162.6
48	1200	MBC-48-S	91576	179.0
54	1350	MBC-54-S	91577	185.9
60	1500	MBC-60-S	91578	192.0
72	1800	MBC-72-S	91579	205.1
84	2100	MBC-84-S	91580	217.5

Lead time: 1 working day

### With 575V 3-Phase Motor IP55

BELT WIDTH		ORDERING NUMBER	ITEM CODE	WT. LBS.
in.	mm			
18	450	MBC-18-575V	79914	136.7
24	600	MBC-24-575V	79915	146.5
30	750	MBC-30-575V	79916	150.2
36	900	MBC-36-575V	79917	156.5
42	1050	MBC-42-575V	79918	162.6
48	1200	MBC-48-575V	79919	179.0
54	1350	MBC-54-575V	79920	185.9
60	1500	MBC-60-575V	79921	192.0
72	1800	MBC-72-575V	79922	205.1
84	2100	MBC-84-575V	79923	217.5

Lead time: 1 working day

### With IP66 Motor


BELT WIDTH		ORDERING NUMBER	ITEM CODE	WT. LBS.
in.	mm			
18	450	MBC-18-575V-S	91581	136.7
24	600	MBC-24-575V-S	91582	146.5
30	750	MBC-30-575V-S	91583	150.2
36	900	MBC-36-575V-S	91584	156.5
42	1050	MBC-42-575V-S	91585	162.6
48	1200	MBC-48-575V-S	91586	179.0
54	1350	MBC-54-575V-S	91587	185.9
60	1500	MBC-60-575V-S	91588	192.0
72	1800	MBC-72-575V-S	91589	205.1
84	2100	MBC-84-575V-S	91590	217.5

Lead time: 1 working day

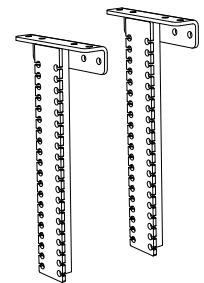
### Replacement Brushes

BELT WIDTH		ORDERING NUMBER	ITEM CODE	WT. LBS.
in.	mm			
18	450	MBRD-18	79514	9.6
24	600	MBRD-24	79515	13.5
30	750	MBRD-30	79516	17.1
36	900	MBRD-36	79517	20.5
42	1050	MBRD-42	79518	23.7
48	1200	MBRD-48	79519	26.8
54	1350	MBRD-54	79520	30.7
60	1500	MBRD-60	79521	33.9
72	1800	MBRD-72	79522	41.0
84	2100	MBRD-84	79523	47.5

Lead time: 1 working day



Motorized Brush Cleaner



### Optional Mounting Brackets (Pair)

ORDERING NUMBER	ITEM CODE	WT. LBS.
MBCDBK	79536	28.9

### Product Notes:

- Spins opposite the belt direction for optimal cleaning.
- Uniquely patterned bristles aid in reducing material buildup and clogging.
- Adjustable tensioners allow easy brush-to-belt adjustment as the bristles wear.
- Works on mechanically spliced or vulcanized belts.

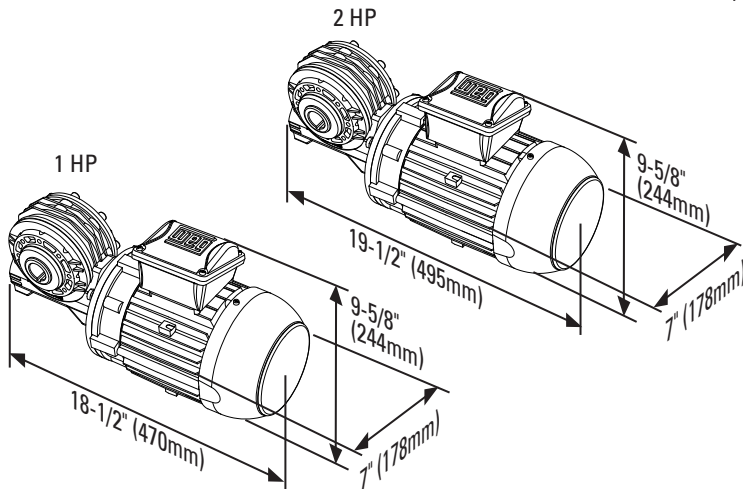
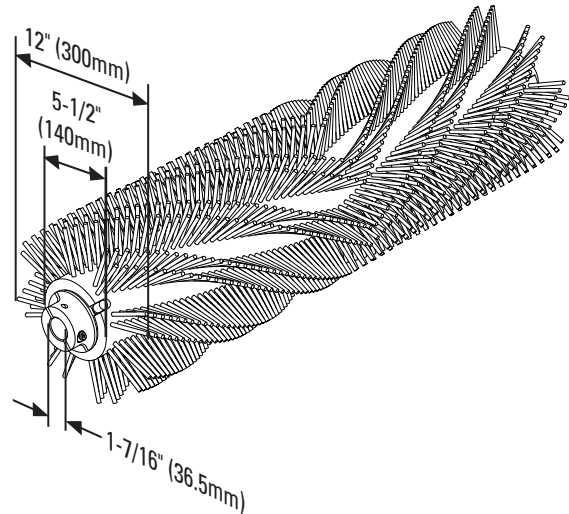
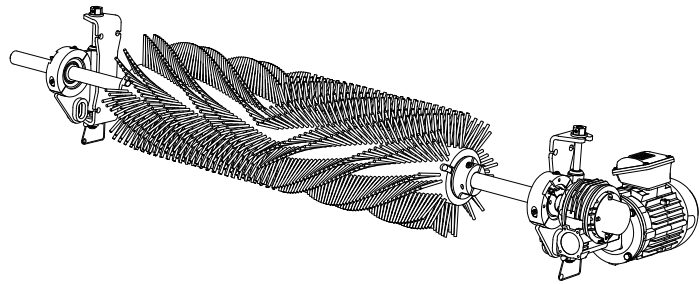
# Specifications & Guidelines

## Motorized Brush Cleaner

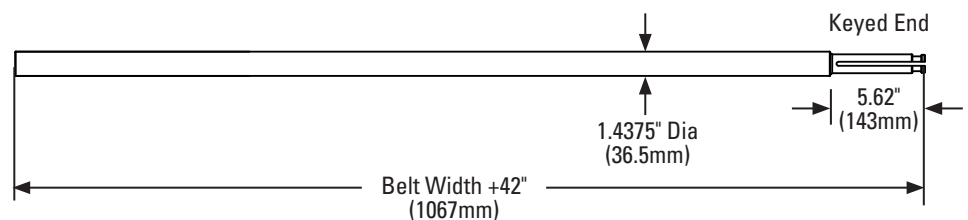
### Specifications

Belt Speed	Up to 700 fpm (3.5M/sec)
Vertical and Horizontal Clearance	12" (305mm)
Temperature Range	-20 to 180°F (-30 to 82°C)
Maximum Chevron or Cleat Height	1/2" (13mm)
Bristle Length	3-1/4" (83mm)
Overall Diameter	12" (305mm)
Shaft Length	Belt Width plus 42" (1067mm)
Shaft Diameter	1-7/16" (36.5 mm)
Motor Voltage and HP Options	<b>208-230/460VAC 3 Phase*</b>
	1 HP (cleaners 18–42") (450–1050mm)
	2 HP (cleaners 48–84") (1200–2100mm)
	<b>575V 3 Phase*</b>
1 HP (cleaners 18–36") (450–900mm)	
2 HP (cleaners 42–84") (1050–2100mm)	
Motor Ingress Protection	IP55 or IP66
CEMA Cleaner Rating	Class 4

\*Other motors available upon request



### Shaft Measurements

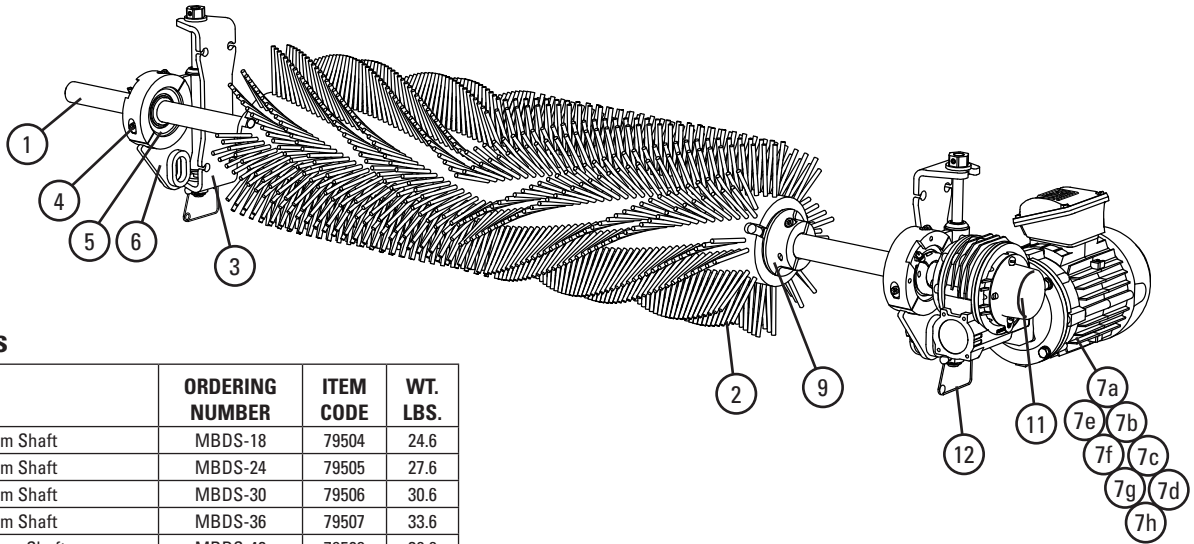


### Product Notes:

- Spins opposite the belt direction for optimal cleaning.
- Uniquely patterned bristles aid in reducing material buildup and clogging.
- Adjustable tensioners allow easy brush-to-belt adjustment as the bristles wear.
- Works on mechanically spliced or vulcanized belts.

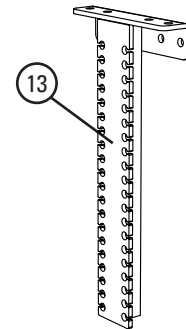
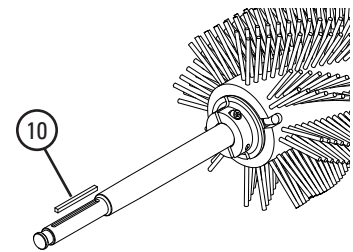
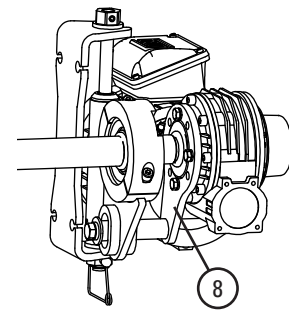
# Replacement Parts

## Motorized Brush Cleaner



### Replacement Parts

REF	DESCRIPTION	ORDERING NUMBER	ITEM CODE	WT. LBS.
1	18" (450mm) Brush Drum Shaft	MBDS-18	79504	24.6
	24" (600mm) Brush Drum Shaft	MBDS-24	79505	27.6
	30" (750mm) Brush Drum Shaft	MBDS-30	79506	30.6
	36" (900mm) Brush Drum Shaft	MBDS-36	79507	33.6
	42" (1050mm) Brush Drum Shaft	MBDS-42	79508	36.6
	48" (1200mm) Brush Drum Shaft	MBDS-48	79509	39.5
	54" (1350mm) Brush Drum Shaft	MBDS-54	79510	42.5
	60" (1500mm) Brush Drum Shaft	MBDS-60	79511	45.5
	72" (1800mm) Brush Drum Shaft	MBDS-72	79512	51.5
84" (2100mm) Brush Drum Shaft	MBDS-84	79513	57.5	
2	18" (450mm) Replacement Brush Drum	MBRD-18	79514	9.6
	24" (600mm) Replacement Brush Drum	MBRD-24	79515	13.5
	30" (750mm) Replacement Brush Drum	MBRD-30	79516	17.1
	36" (900mm) Replacement Brush Drum	MBRD-36	79517	20.5
	42" (1050mm) Replacement Brush Drum	MBRD-42	79518	23.7
	48" (1200mm) Replacement Brush Drum	MBRD-48	79519	26.8
	54" (1350mm) Replacement Brush Drum	MBRD-54	79520	30.7
	60" (1500mm) Replacement Brush Drum	MBRD-60	79521	33.9
	72" (1800mm) Replacement Brush Drum	MBRD-72	79522	41.0
84" (2100mm) Replacement Brush Drum	MBRD-84	79523	47.5	
3	Brush Mounting Base* (1)	MBCMK	79524	4.7
4	Brush Bearing Clamp* (1)	MBCBC	79525	1.9
5	Brush Cleaner Bearings (2)	MBCB	79526	7.2
6	Brush Bearing Mount* (1)	MBCBM	79528	9.7
7a	Gearmotor Assy, 1 HP IP55 for belts up to 42" (1050mm)	MBCM-1	79529	55.0
7b	Gearmotor Assy, 2 HP IP55 for belts 48" (1200mm) and up	MBCM-2	79530	65.0
7c	Gearmotor Assy, 1 HP 575V IP55 for belts up to 36" (900mm)	MBCM-575-1	79924	55.0
7d	Gearmotor Assy, 2 HP 575V IP55 for belts 42" (1050mm) and up	MBCM-575-2	79925	65.0
7e	Gearmotor Assy, 1 HP IP66 for belts up to 42" (1050mm)	MBCM-1-S	91591	55.0
7f	Gearmotor Assy, 2 HP IP66 for belts 48" (1200mm) and up	MBCM-2-S	91592	65.0
7g	Gearmotor Assy, 1 HP 575V IP66 for belts up to 36" (900mm)	MBCM-575-1-S	91593	55.0
7h	Gearmotor Assy, 2 HP 575V IP66 for belts 42" (1050mm) and up	MBCM-575-2-S	91594	65.0
8	Brush Cleaner Torque Arm* (1)	MBCTA	79531	2.5
9	Brush Locks* (2)	MBCBL	79532	9.4
10	Brush Motor Key Kit (1)	MBCMCK	79533	0.3
11	MBC Shaft End Cap* (1)	MBCEC	79534	0.1
12	Tensioner Lock Pins (2)	STLP	79535	0.2
13	Brush Cleaner Drop Brackets* (2)	MBCDBK	79536	28.9
-	Brush Cleaner Adjusting Bracket (1) (incl. bearing and 1 ea. items 3, 4, 6 & 12)	MBADB	79527	18.1



\*Hardware Included

‡ If brush ordered before January 2021, also order replacement shaft

Lead time: 1 working day


# Product Ordering Information

## Belt Driven Brush Cleaner

### Belt Driven Brush Cleaner

BELT WIDTH		ORDERING NUMBER	ITEM CODE	WT. LBS.
in.	mm			
24	600	BDBC-24	93119	331.7
30	750	BDBC-30	93120	349.1
36	900	BDBC-36	93121	366.2
42	1050	BDBC-42	93122	383.0
48	1200	BDBC-48	93123	400.0
54	1350	BDBC-54	93124	417.5
60	1500	BDBC-60	93125	434.4
72	1800	BDBC-72	93126	468.9

Lead time: 1 working day



### Replacement Brushes

BELT WIDTH		ORDERING NUMBER	ITEM CODE	WT. LBS.
in.	mm			
24	600	MBRD-24	79515	13.5
30	750	MBRD-30	79516	17.1
36	900	MBRD-36	79517	20.5
42	1050	MBRD-42	79518	23.7
48	1200	MBRD-48	79519	26.8
54	1350	MBRD-54	79520	30.7
60	1500	MBRD-60	79521	33.9
72	1800	MBRD-72	79522	41.0

Lead time: 1 working day

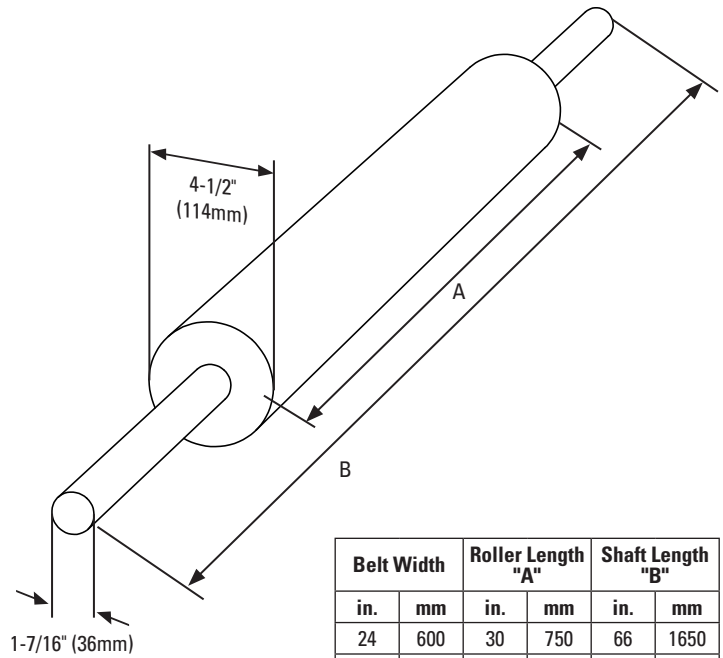
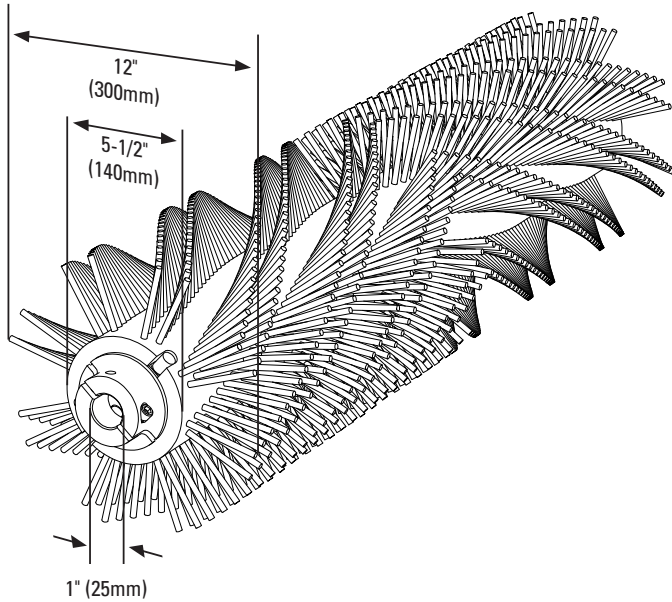
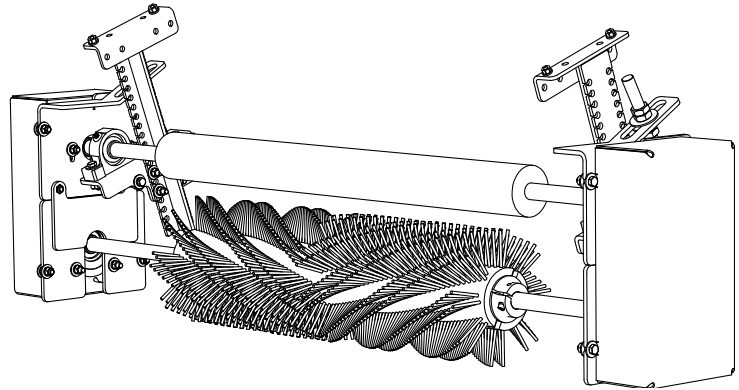


# Specifications & Guidelines

## Belt Driven Brush Cleaner

### Specifications

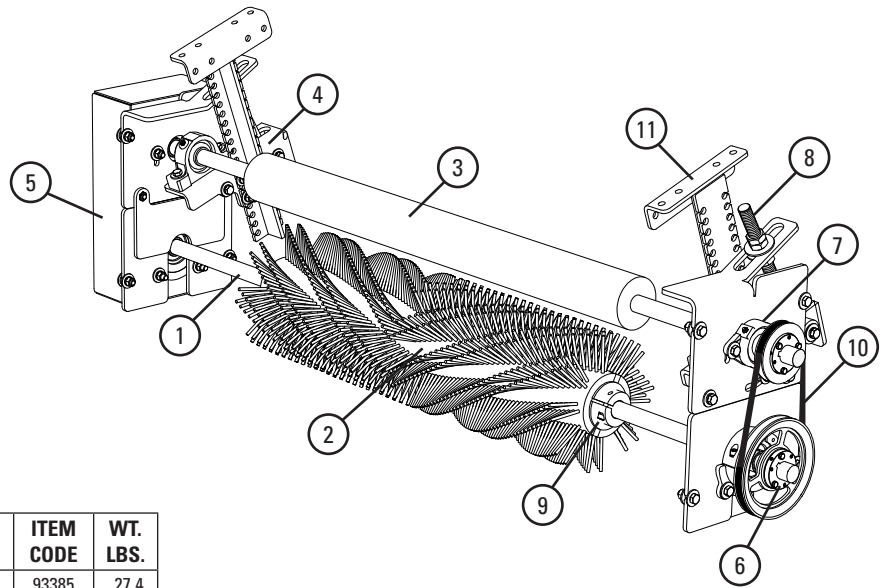
<b>Belt Speed</b>	Up to 700 fpm (3.5 m/s)
<b>Vertical Clearance</b>	24.5" (622mm)
<b>Horizontal Clearance</b>	28.38" (720mm)
<b>Temperature Range</b>	-20 to 180°F (-30 to 82°C)
<b>Maximum Chevron or Cleat Height</b>	1/2" (13mm)
<b>Bristle Length</b>	3-1/4" (83mm)
<b>Overall Diameter</b>	12" (305mm)
<b>Shaft Length (Brush and Roller)</b>	Belt Width plus 42" (1067mm)
<b>Shaft Diameter</b>	1" (25mm)
<b>CEMA Cleaner Rating</b>	Class 4



Belt Width		Roller Length "A"		Shaft Length "B"	
in.	mm	in.	mm	in.	mm
24	600	30	750	66	1650
30	750	36	900	72	1800
36	900	42	1050	78	1950
42	1050	48	1200	84	2100
48	1200	54	1350	90	2250
54	1350	60	1500	96	2400
60	1500	66	1650	102	2550
72	1800	78	1950	114	2850

# Replacement Parts

## Belt Driven Brush Cleaner



### Replacement Parts

REF	DESCRIPTION	ORDERING NUMBER	ITEM CODE	WT. LBS.
1	24" (600mm) Brush Drum Shaft	BDBCR-BS-24	93385	27.4
	30" (750mm) Brush Drum Shaft	BDBCR-BS-30	93386	30.2
	36" (900mm) Brush Drum Shaft	BDBCR-BS-36	93387	32.9
	42" (1050mm) Brush Drum Shaft	BDBCR-BS-42	93388	35.7
	48" (1200mm) Brush Drum Shaft	BDBCR-BS-48	93389	38.4
	54" (1350mm) Brush Drum Shaft	BDBCR-BS-54	93390	41.2
	60" (1500mm) Brush Drum Shaft	BDBCR-BS-60	93391	43.9
	72" (1800mm) Brush Drum Shaft	BDBCR-BS-72	93392	46.6
2	24" (600mm) Replacement Brush Drum	MBRD-24	79515	13.5
	30" (750mm) Replacement Brush Drum	MBRD-30	79516	17.1
	36" (900mm) Replacement Brush Drum	MBRD-36	79517	20.5
	42" (1050mm) Replacement Brush Drum	MBRD-42	79518	23.7
	48" (1200mm) Replacement Brush Drum	MBRD-48	79519	26.8
	54" (1350mm) Replacement Brush Drum	MBRD-54	79520	30.7
	60" (1500mm) Replacement Brush Drum	MBRD-60	79521	33.9
	72" (1800mm) Replacement Brush Drum	MBRD-72	79522	41.0
3	24" (600mm) Replacement Roller	BDBCR-HDR-24	93377	79.5
	30" (750mm) Replacement Roller	BDBCR-HDR-30	93378	91.0
	36" (900mm) Replacement Roller	BDBCR-HDR-36	93379	102.6
	42" (1050mm) Replacement Roller	BDBCR-HDR-42	93380	113.3
	48" (1200mm) Replacement Roller	BDBCR-HDR-48	93381	124.7
	54" (1350mm) Replacement Roller	BDBCR-HDR-54	93382	136.2
	60" (1500mm) Replacement Roller	BDBCR-HDR-60	93383	147.6
	72" (1800mm) Replacement Roller	BDBCR-HDR-72	93384	170.5
4	Support Spacer Kit	BDBDR-SPACER	93370	1.7
5	Drive Guard Kit	BDBDR-GUARD	93371	20.6
6	Brush Shaft Bearing/Drive Hardware	BDBCR-B-HW	93372	8.0
7	Roller Shaft Bearing/Drive Hardware	BDBCR-R-HW	93373	23.3
8	Adjustment Arm Kit	BDBCR-ADJARM	93374	8.5
9	Brush Lock Kit	MBCBL	79532	1.5
10	Replacement V-Belt	BDBCR-VBELT	93376	0.3
11	Brush Cleaner Drop Brackets* (2)	MBCDBK	79536	28.9
-	Tensioner Mounting Kit	BDBC-TMK	93127	92.8

\*Hardware included



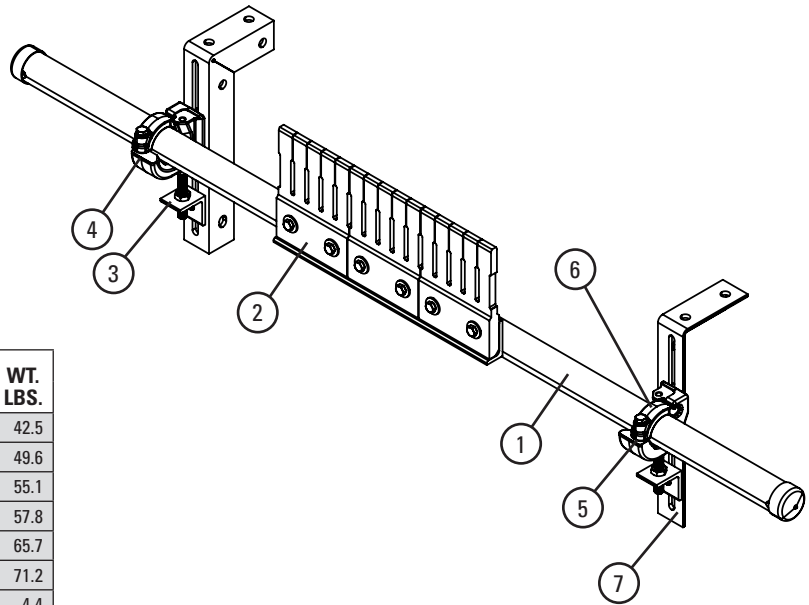
# Product Ordering Information

**CFC**  
Secondary Cleaner



## CFC Secondary Cleaner

BELT WIDTH		BLADE WIDTH		ORDERING NUMBER	ITEM CODE	WT. LBS.
in.	mm	in.	mm			
24	600	22	540	CFC-600	104551	59.5
32	800	29	720	CFC-800	104552	73.9
40	1000	36	900	CFC-1000	104553	81.6
48	1200	43	1080	CFC-1200	104554	89.3
56	1400	50	1260	CFC-1400	104555	94.8
64	1600	58	1440	CFC-1600	104556	99.2



## Replacement Parts

REF	DESCRIPTION	LENGTH		ORDERING NUMBER	ITEM CODE	WT. LBS.
		in.	mm			
1	24" (600mm) Pole	77	1950	CFCP 600	104589	42.5
	32" (800mm) Pole	87	2200	CFCP 800	104590	49.6
	40" (1000mm) Pole	93	2350	CFCP 1000	104591	55.1
	48" (1200mm) Pole	93	2350	CFCP 1200	104592	57.8
	56" (1400mm) Pole	104	2650	CFCP 1400	104593	65.7
	64" (1600mm) Pole	110	2800	CFCP 1600	104594	71.2
2	Repl Blade/Fingers (1 segment)			CFCS180	104587	4.4
3	Adjusting Bracket* (1 ea.)			PAB	75513	1.5
4	Pole Clamp Kit – Left* (1 ea.) (incl. 1 item 6)			CCKL	79224	6.8
5	Pole Clamp Kit – Right* (1 ea.) (incl. 1 item 6)			CCKR	79228	6.8
6	Pole Clamp Top Strap (1 ea.) (for use on left or right Pole Clamp Kit)			CCKTS	79232	1.1
7	Mounting Bracket Kit (1 Right and 1 Left)			EZS2MBK	75666	13.0
-	Cradle Clamp Mounting Kit* (incl. 2 ea. Item 3 and 1 ea. Items 4, 5 & 7)			CCMK	78919	33.1

\*Hardware Included

Lead time: 12 weeks

## Product Notes:


- Effectively cleans chevron belts with maximum chevron or cleat height up to 1 1/4" (32mm) and belt speed up to 500 FPM (2.5 m/s).
- Easy to install. Few parts and step-by-step instructions make the job simple.

# Product Ordering Information

## Chevron Belt Cleaner

BELT WIDTH		DRUM WIDTH		ORDERING NUMBER	ITEM CODE	WT. LBS.
in.	mm	in.	mm			
18	450	18	450	CBC18	76668	74.0
24	600	24	600	CBC24	76669	81.9
30	750	30	750	CBC30	76670	90.8
36	900	36	900	CBC36	76671	99.7
42	1050	42	1050	CBC42	76672	107.5
48	1200	48	1200	CBC48	76673	116.5
54	1350	54	1350	CBC54	76674	124.3
60	1500	60	1500	CBC60	76675	133.2
72	1800	72	1800	CBC72	90762	150.0
84	2100	84	2100	CBC84	90763	166.8

Lead time: 1 working day



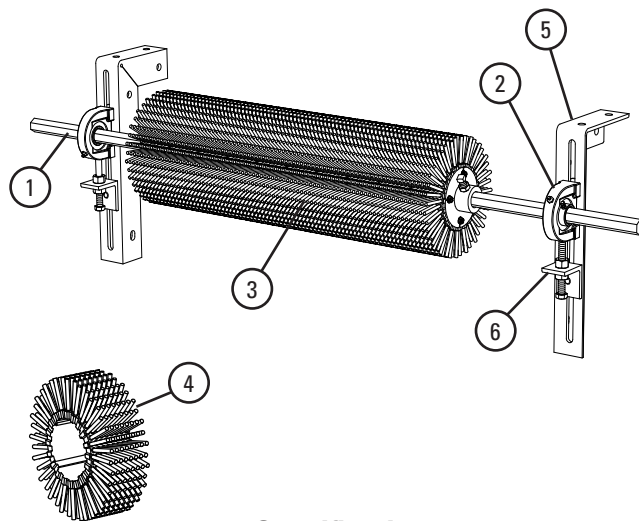
## Replacement Parts

REF	DESCRIPTION	ORDERING NUMBER	ITEM CODE	WT. LBS.
1	18" (450mm) Drum Shaft	CBCS18	90537	15.1
	24" (600mm) Drum Shaft	CBCS24	90538	17.0
	30" (750mm) Drum Shaft	CBCS30	90539	18.9
	36" (900mm) Drum Shaft	CBCS36	90540	20.8
	42" (1050mm) Drum Shaft	CBCS42	90541	22.7
	48" (1200mm) Drum Shaft	CBCS48	90542	24.6
	54" (1350mm) Drum Shaft	CBCS54	90543	26.4
	60" (1500mm) Drum Shaft	CBCS60	90544	28.3
	72" (1800mm) Drum Shaft	CBCS72	90554	33.9
84" (2100mm) Drum Shaft	CBCS84	90555	39.6	
2	Chevron Pillow Block*	CPB	76692	1.2
3	18" (450mm) Repl Drum w/Fingers*	CRDF18	90631	25.0
	24" (600mm) Repl Drum w/Fingers*	CRDF24	90632	31.0
	30" (750mm) Repl Drum w/Fingers*	CRDF30	90633	38.0
	36" (900mm) Repl Drum w/Fingers*	CRDF36	90634	45.0
	42" (1050mm) Repl Drum w/Fingers*	CRDF42	90635	51.0
	48" (1200mm) Repl Drum w/Fingers*	CRDF48	90636	58.0
	54" (1350mm) Repl Drum w/Fingers*	CRDF54	90637	64.0
	60" (1500mm) Repl Drum w/Fingers*	CRDF60	90638	71.0
72" (1800mm) Repl Drum w/Fingers*	CRDF72	90639	84.0	
84" (2100mm) Repl Drum w/Fingers*	CRDF84	90640	97.0	
4	3" (75mm) Replacement Finger Ring	CBC3R	90641	2.5
5	Mounting Bracket Kit (1 Right and 1 Left)	EZS2MBK	75666	13.0
6	Adjusting Bracket Kit* (1 ea.)	PAB	75513	1.5

\*Hardware Included

Lead time: 1 working day

Shaded items are made to order.  
Lead time: 3 working days



## Specifications

Belt Speed	Up to 500 fpm (2.5M/sec)
Vertical and Horizontal Clearance	10" (250mm)
Temperature Range	-30 to 180°F (-35 to 82°C)
Maximum Chevron or Cleat Height	1" (25mm)
Finger Length	2" (50mm)
Rubber Durometer	45A
Overall Diameter	9-1/2" (238mm)
Shaft Length	Belt Width plus 30" (750mm)
Shaft	1" (25mm) Hex
CEMA Cleaner Rating	Class 3

## Product Notes:

- Free-rotating. Works only when the belt is running.
- Self-cleaning. Finger length, spacing and the rotary action allows carryback to fall free instead of clogging.
- Easy to install. Few parts and step-by-step instructions make the job simple.
- Long-wearing SBR rubber. Drum life ranges from 1 to 3 years depending upon the application conditions and the material being conveyed.
- Works on reversing belts.
- Finger rings can be replaced individually or all at once by replacing the drum.


# Product Ordering Information

## CBS Continuous Blade Secondary Cleaner

### With SST XD Tensioners

BELT WIDTH		FLAT BLADE		CURVED BLADE		WT. LBS.
		ORDERING NUMBER	ITEM CODE	ORDERING NUMBER	ITEM CODE	
in.	mm					
18	450	CBS18SF	79936	CBS18SC	91495	154.0
24	600	CBS24SF	79937	CBS24SC	91496	168.0
30	750	CBS30SF	79938	CBS30SC	91497	182.0
36	900	CBS36SF	79939	CBS36SC	91498	196.0
42	1050	CBS42SF	79940	CBS42SC	91499	210.0
48	1200	CBS48SF	79941	CBS48SC	91500	224.0
54	1350	CBS54SF	79942	CBS54SC	91501	238.0
60	1500	CBS60SF	79943	CBS60SC	91502	252.0
72	1800	CBS72SF	79944	CBS72SC	91503	280.0
84	2100	CBS84SF	79945	CBS84SC	91504	308.0
96	2400	CBS96SF	79946	CBS96SC	91505	336.0

Lead time: 1 day; shaded items 3 weeks

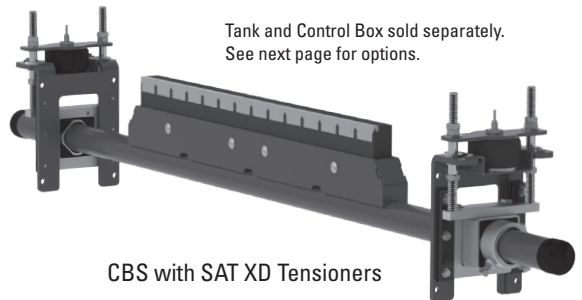


CBS with SST XD Tensioners

### With SAT XD Tensioners

BELT WIDTH		FLAT BLADE		CURVED BLADE		WT. LBS.
		ORDERING NUMBER	ITEM CODE	ORDERING NUMBER	ITEM CODE	
in.	mm					
18	450	CBS18PF	79958	CBS18PC	91549	135.5
24	600	CBS24PF	79959	CBS24PC	91550	149.5
30	750	CBS30PF	79960	CBS30PC	91551	163.5
36	900	CBS36PF	79961	CBS36PC	91552	177.5
42	1050	CBS42PF	79962	CBS42PC	91553	191.5
48	1200	CBS48PF	79963	CBS48PC	91554	205.5
54	1350	CBS54PF	79964	CBS54PC	91555	219.5
60	1500	CBS60PF	79965	CBS60PC	91556	233.5
72	1800	CBS72PF	79966	CBS72PC	91557	261.5
84	2100	CBS84PF	79967	CBS84PC	91558	289.5
96	2400	CBS96PF	79968	CBS96PC	91559	317.5

Lead time: 1 day; shaded items 3 weeks



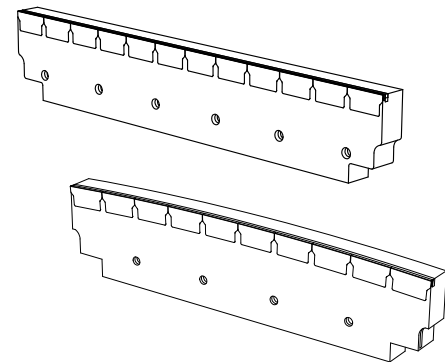
Tank and Control Box sold separately.  
See next page for options.

CBS with SAT XD Tensioners

### Replacement Blades

BELT WIDTH		FLAT BLADE		CURVED BLADE		WT. LBS.
		ORDERING NUMBER	ITEM CODE	ORDERING NUMBER	ITEM CODE	
in.	mm					
18	450	CBSBLD18F	79947	CBSBLD18C	91527	23.0
24	600	CBSBLD24F	79948	CBSBLD24C	91528	29.0
30	750	CBSBLD30F	79949	CBSBLD30C	91529	35.0
36	900	CBSBLD36F	79950	CBSBLD36C	91530	41.0
42	1050	CBSBLD42F	79951	CBSBLD42C	91531	47.0
48	1200	CBSBLD48F	79952	CBSBLD48C	91532	53.0
54	1350	CBSBLD54F	79953	CBSBLD54C	91533	59.0
60	1500	CBSBLD60F	79954	CBSBLD60C	91534	65.0
72	1800	CBSBLD72F	79955	CBSBLD72C	91535	77.0
84	2100	CBSBLD84F	79956	CBSBLD84C	91536	89.0
96	2400	CBSBLD96F	79957	CBSBLD96C	91537	101.0

Lead time: 1 day; shaded items 3 weeks



### Product Notes:

- Heavy-duty design to deliver maximum cleaning efficiency on the most demanding, abusive beltlines.
- Pole Length: Belt width plus 54" (1350mm). For longer requirements, see Mineline Installation Accessories – Pole Extender Kit (p. 157).
- To make cleaner installation easier and quicker, see Optional Mounting Kits (p. 157).
- It is recommended that mechanical fasteners on the belt be skived.

# Product Ordering Information

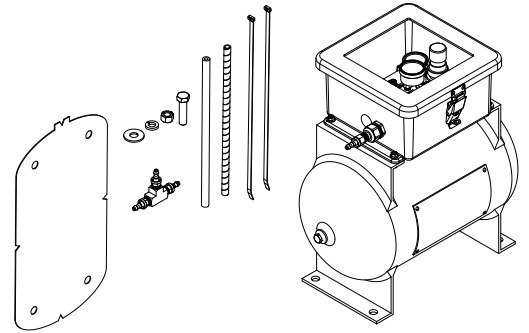
## Line Connections for Pneumatic Air Tensioner

### Control Box/Tank Combo Units for Closed System

DESCRIPTION	ORDERING NUMBER	ITEM CODE	WT. LBS.
Control Box/Tank Combo Unit for Precleaner - 60 PSI	PAT-C-60	108230	64.0
Control Box/Tank Combo Unit for Secondary Cleaner - 100 PSI	PAT-C-100	108231	64.0

#### Product Notes:

- For use with cleaners with new PAT systems.
- 150# pop-off valve for safe pressurizing/charging of Air Tank.
- ASME construction tank.
- Fully sealed enclosure includes all critical items - regulator, tank gauge, downstream gauge, schrader valve, in-line filter, downstream valve.

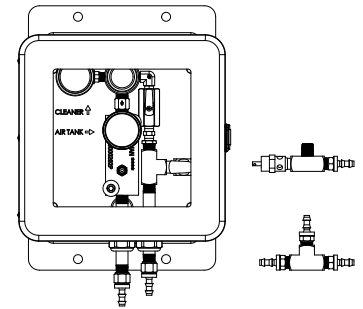


### Control Box for Legacy Tank

DESCRIPTION	ORDERING NUMBER	ITEM CODE	WT. LBS.
Control Box Kit for Precleaner - 60 PSI	PACB2-60	108228	13.6
Control Box Kit for Secondary Cleaner - 100 PSI	PACB2-100	108229	13.6

#### Product Notes:

- For use with Legacy PAT1/PAT2 tank systems ordered prior to January 2024.
- 150# pop-off valve for safe pressurizing/charging of Air Tank.
- May also be paired with Air Tank for Legacy Control Box if preferred.

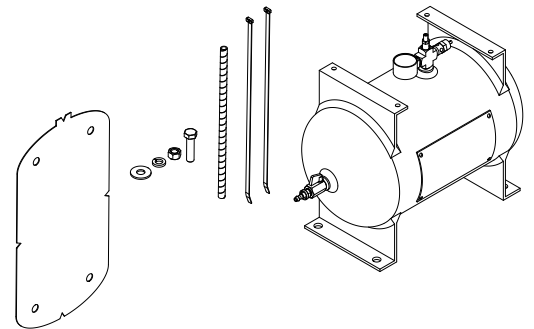


### Air Tank for Legacy Control Box

DESCRIPTION	ORDERING NUMBER	ITEM CODE	WT. LBS.
ASME Air Tank Kit	PAT-N	108232	47.3

#### Product Notes:

- For use with Legacy PACB60/PACB100 control boxes ordered prior to January 2024.
- 150# pop-off valve for safe pressurizing/charging of Air Tank.
- ASME construction tank.
- May also be paired with Control Box for Legacy Tank if preferred.



### Replacement Parts List

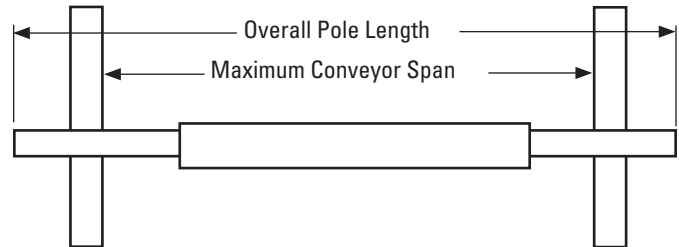
DESCRIPTION	ORDERING NUMBER	ITEM CODE	WT. LBS.
10' (3m) Hose Kit	PATHK	78794	1.5
Upgrade Fitting Kit (fill valve, push-on fittings, plugs)	AWTRK	79319	0.4

# Specifications and Guidelines

## Pole Length Specifications

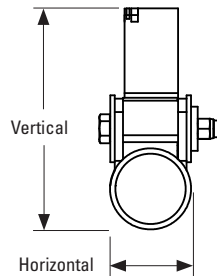
CLEANER SIZE		BLADE WIDTH		POLE LENGTH		MAXIMUM CONVEYOR SPAN	
in.	mm	in.	mm	in.	mm	in.	mm
18	450	18	450	72	1800	62	1550
24	600	24	600	78	1950	68	1700
30	750	30	750	84	2100	74	1850
36	900	36	900	90	2250	80	2000
42	1050	42	1050	96	2400	86	2150
48	1200	48	1200	102	2550	92	2300
54	1350	54	1350	108	2700	98	2450
60	1500	60	1500	114	2850	104	2600
72	1800	72	1800	126	3150	116	2900
84	2100	84	2100	138	3450	128	3200
96	2400	96	2400	150	3750	140	3500

\*For special extra long pole length requirements a Pole Extender Kit (#76024) is available that provides 30" (750mm) of extended pole length. See p. 157.  
Pole Diameter - 2-7/8" (73mm)



## Clearance Guidelines for Installation

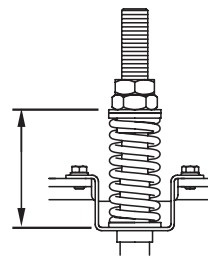
HORIZONTAL CLEARANCE REQUIRED		VERTICAL CLEARANCE REQUIRED	
in.	mm	in.	mm
5	125	10	254



## SST XD Spring Length Chart

Blade Width		White Springs		Silver Springs		Black Springs		Gold Springs	
in.	mm	in.	mm	in.	mm	in.	mm	in.	mm
18	450	3 3/8	86	4	102	N/A	N/A	N/A	N/A
24	600	3 1/8	79	3 7/8	98	N/A	N/A	N/A	N/A
30	750	2 7/8	73	3 3/4	95	N/A	N/A	N/A	N/A
36	900	N/A	N/A	3 3/4	95	3 7/8	98	N/A	N/A
42	1050	N/A	N/A	3 5/8	92	3 3/4	95	N/A	N/A
48	1200	N/A	N/A	3 1/2	89	3 5/8	92	N/A	N/A
54	1350	N/A	N/A	3 3/8	86	3 5/8	92	3 3/4	95
60	1500	N/A	N/A	3 1/4	83	3 1/2	89	3 3/4	95
72	1800	N/A	N/A	N/A	N/A	3 3/8	86	3 5/8	92
84	2100	N/A	N/A	N/A	N/A	3 1/8	79	3 1/2	89
96	2400	N/A	N/A	N/A	N/A	N/A	N/A	3 3/8	86

Shading indicates preferred spring option.



Top of Washer to Mounting Base

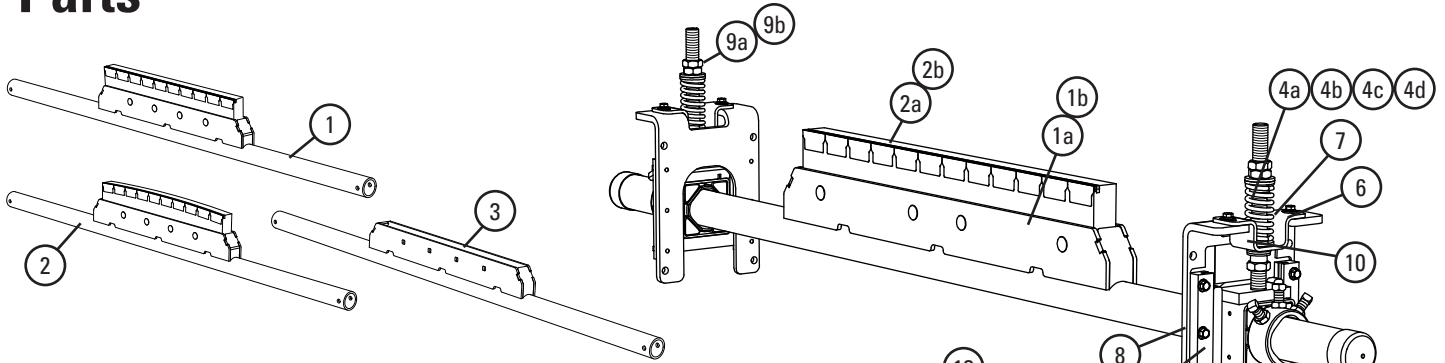
## SAT XD Pressure Chart

Blade Width		No. of Blades	Pressure	
in.	mm		psi	kPa
18	450	3	15	103
24	600	4	19	131
30	750	5	23	159
36	900	6	27	186
42	1050	7	31	214
48	1200	8	35	241
54	1350	9	39	269
60	1500	10	43	296
72	1800	12	51	352
84	2100	14	59	407
96	2400	16	67	462

## Specifications:

- Maximum Belt Speed .....800 FPM (4 m/s) for mechanical fasteners  
1200 FPM (6 m/s) for vulcanized belts
- Temperature Rating .....-30 to 180°F (-35 to 82°C)
- Available for Belt Widths .....18 to 96" (450 to 2400 mm). Other sizes available upon request.

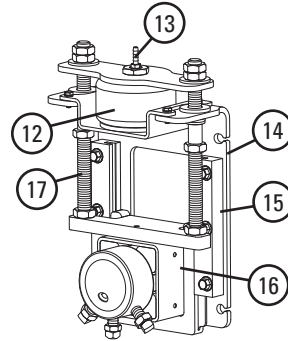
# Replacement Parts



## Replacement Parts

REF	DESCRIPTION	ORDERING NUMBER	ITEM CODE	WT. LBS.
1 (flat)	18" (450mm) CBS Blade/Pole	CBSBP18F	90101	84.0
	24" (600mm) CBS Blade/Pole	CBSBP24F	90102	98.0
	30" (750mm) CBS Blade/Pole	CBSBP30F	90103	112.0
	36" (900mm) CBS Blade/Pole	CBSBP36F	90104	126.0
	42" (1050mm) CBS Blade/Pole	CBSBP42F	90105	140.0
	48" (1200mm) CBS Blade/Pole	CBSBP48F	90106	154.0
	54" (1350mm) CBS Blade/Pole	CBSBP54F	90107	168.0
	60" (1500mm) CBS Blade/Pole	CBSBP60F	90108	182.0
	72" (1800mm) CBS Blade/Pole	CBSBP72F	90109	210.0
	84" (2100mm) CBS Blade/Pole	CBSBP84F	90110	238.0
96" (2400mm) CBS Blade/Pole	CBSBP96F	90111	266.0	
2 (curved)	18" (450mm) CBS Blade/Pole	CBSBP18C	91538	84.0
	24" (600mm) CBS Blade/Pole	CBSBP24C	91539	98.0
	30" (750mm) CBS Blade/Pole	CBSBP30C	91540	112.0
	36" (900mm) CBS Blade/Pole	CBSBP36C	91541	126.0
	42" (1050mm) CBS Blade/Pole	CBSBP42C	91542	140.0
	48" (1200mm) CBS Blade/Pole	CBSBP48C	91543	154.0
	54" (1350mm) CBS Blade/Pole	CBSBP54C	91544	168.0
	60" (1500mm) CBS Blade/Pole	CBSBP60C	91545	182.0
	72" (1800mm) CBS Blade/Pole	CBSBP72C	91546	210.0
	84" (2100mm) CBS Blade/Pole	CBSBP84C	91547	238.0
96" (2400mm) CBS Blade/Pole	CBSBP96C	91548	266.0	
3	18" (450mm) CBS Repl Pole	CBSP18	91432	68.0
	24" (600mm) CBS Repl Pole	CBSP24	91433	76.0
	30" (750mm) CBS Repl Pole	CBSP30	91434	85.0
	36" (900mm) CBS Repl Pole	CBSP36	91435	93.0
	42" (1050mm) CBS Repl Pole	CBSP42	91436	101.0
	48" (1200mm) CBS Repl Pole	CBSP48	91437	109.0
	54" (1350mm) CBS Repl Pole	CBSP54	91438	118.0
	60" (1500mm) CBS Repl Pole	CBSP60	91439	126.0
	72" (1800mm) CBS Repl Pole	CBSP72	91440	143.0
	84" (2100mm) CBS Repl Pole	CBSP84	91441	159.0
96" (2400mm) CBS Repl Pole	CBSP96	91442	176.0	
4a	Tension Spring - White (1 ea.)	STS-W	75846	0.5
4b	Tension Spring - Silver (1 ea.)	STS-S	75843	0.8
4c	Tension Spring - Black (1 ea.)	STS-B	75844	1.0
4d	Tension Spring - Gold (1 ea.)	STS-G	78142	1.3
5	HD Torsion Pole Mount* (1 ea.) (incl. HD adjusting rod, nuts & sleeve) (See 9 & 9a for bushings)	SSTHDP	77868	15.0
6	SST XD Mounting Base Kit* (incl. 1 mtg base, 2 slide guides, top hat bracket & bottom bushing)	SSTXDMK	91412	10.2
7	SST Hat Bracket (pair)	SSTHB	79582	3.0
8	Slide Guide Kit* (incl. 2 slide guides)	STGK2	77867	1.1
9a	SST Bushing Kit - White/Silver (incl. 2 bushings)	SSTBK-W	76636	0.1
9b	SST Bushing Kit - Black/Gold (incl. 2 bushings)	SSTBK-B	76637	0.1
10	SST Lower Bushing Kit (pair)	SSTLBK	79493	0.2

\*Hardware Included  
Lead time: 1 day; shaded items 3 weeks



11 Secondary Air Tensioner XD

## SAT XD Tensioner Replacement Parts

REF	DESCRIPTION	ORDERING NUMBER	ITEM CODE	WT. LBS.
11	SAT XD	SATXDNCB	91414	41.0
12	SAT Air/Water Bag Kit	SATB	76083	5.1
13	SAT 1/8" Hose Barb Kit	SATHB	76084	0.1
14	SAT XD Mounting Base Kit	SATXDMK	91415	11.6
15	ST Slide Guide Kit	STGK2	77867	1.1
16	SAT2 Torsion Pole Mount	SAT2PM	78732	11.1
17	SAT2 Adjusting Rod Kit	SAT2AK	78733	5.0

Lead time: 1 working day

## SST XD Tensioner Options

REF	DESCRIPTION	ORDERING NUMBER	ITEM CODE	WT. LBS.
-	SST XD Spring Tensioner* - White (incl. 2 ea. items 4a, 5, 6, & 9a)	SSTXD-W	91408	60.6
-	SST XD Spring Tensioner* - Silver (incl. 2 ea. items 4b, 5, 6, & 9a)	SSTXD-S	91409	61.4
-	SST XD Spring Tensioner* - Black (incl. 2 ea. items 4c, 5, 6, & 9b)	SSTXD-B	91410	62.0
-	SST XD Spring Tensioner* - Gold (incl. 2 ea. items 4d, 5, 6, & 9b)	SSTXD-G	91411	62.6

## Spring Tensioner Selection Chart

CLEANER SIZE	91408 SSTXD-W	91409 SSTXD-S	91410 SSTXD-B	91411 SSTXD-G
CBS 18-30" (450-750mm)	X			
CBS 36-48" (900-1200mm)		X		
CBS 54-84" (1350-2100mm)			X	
CBS 96" (2400mm)				X



# Product Ordering Information

## Flexco Retrofit Replacement Blades for Richwood® 1C Cleaner

### Belt Width Minus 6" (150mm)

BELT WIDTH		BLADE WIDTH		ORDERING NUMBER	ITEM CODE	WT. LBS.
in.	mm	in.	mm			
24	600	18	450	RWPREC-624	90068	37.7
30	750	24	600	RWPREC-630	90069	48.9
36	900	30	750	RWPREC-636	90070	54.4
42	1050	36	900	RWPREC-642	90071	62.6
48	1200	42	1050	RWPREC-648	90072	71.1
54	1350	48	1200	RWPREC-654	90073	79.3
60	1500	54	1350	RWPREC-660	90074	87.7
72	1800	66	1650	RWPREC-672	90075	104.4
84	2100	78	1950	RWPREC-684	90076	121.1
96	2400	90	2250	RWPREC-696	90077	137.8

Lead time: 1 working day

### Belt Width Minus 12" (300mm)

BELT WIDTH		BLADE WIDTH		ORDERING NUMBER	ITEM CODE	WT. LBS.
in.	mm	in.	mm			
30	750	18	450	RWPREC-1230	90078	40.9
36	900	24	600	RWPREC-1236	90079	50.1
42	1050	30	750	RWPREC-1242	90080	57.6
48	1200	36	900	RWPREC-1248	90081	66.8
54	1350	42	1050	RWPREC-1254	90082	74.3
60	1500	48	1200	RWPREC-1260	90083	83.5
72	1800	60	1500	RWPREC-1272	90084	100.2
84	2100	72	1800	RWPREC-1284	90085	116.9
96	2400	84	2100	RWPREC-1296	90086	133.6

Lead time: 1 working day

### Belt Width Minus 18" (450mm)

BELT WIDTH		BLADE WIDTH		ORDERING NUMBER	ITEM CODE	WT. LBS.
in.	mm	in.	mm			
36	900	18	450	RWPREC-1836	91214	45.1
42	1050	24	600	RWPREC-1842	91215	53.3
48	1200	30	750	RWPREC-1848	91216	61.8
54	1350	36	900	RWPREC-1854	91217	70.0
60	1500	42	1050	RWPREC-1860	91218	78.5
72	1800	54	1350	RWPREC-1872	91219	95.2
84	2100	66	1650	RWPREC-1884	91220	111.9
96	2400	78	1950	RWPREC-1896	91221	128.6

Lead time: 1 working day

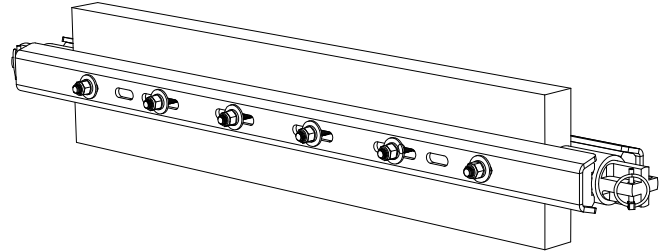
Shaded items are made to order.

Lead time: 10 working days

### Product Notes:

- For optimal cleaning and reduced blade retensioning maintenance, the cleaner blade width should be sized to fit the material path of the belt. The material path is typically 2/3 of the belt width. In most cases a blade size of belt width minus 12" (300 mm) may be the best selection.
- Each cleaner can be retrofitted with multiple standard replacement blade sizes belt width minus 6" (150 mm), minus 12" (300 mm), and minus 18" (450 mm), and provides additional options for custom-fit material paths.
- Blades can be worn until 1/4" (6 mm) above the blade holder, then rotated 180° for a second blade wear area.
- Works with mechanical or vulcanized splices.
- Replacement blades with this design are simple and easy – no longer do you need to purchase an entire blade/pole assembly to replace the blade.

Richwood® is a registered trademark of Richwood Industries, Inc. The replacement parts described herein are designed and made by Flexco. Flexco is not affiliated with or authorized by Richwood.





# Product Ordering Information

## Flexco Retrofit Replacement Blades for Richwood® 1C Cleaner

### Retrofit Blades

BLADE WIDTH		ORDERING NUMBER	ITEM CODE	WT. LBS.
in.	mm			
18	450	RWPBLD-18	90087	12.7
24	600	RWPBLD-24	90088	16.9
30	750	RWPBLD-30	90089	21.1
36	900	RWPBLD-36	90090	25.3
42	1050	RWPBLD-42	90091	29.6
48	1200	RWPBLD-48	90092	33.8
54	1350	RWPBLD-54	90093	38.0
60	1500	RWPBLD-60	90094	42.2
66	1650	RWPBLD-66	90095	46.5
72	1800	RWPBLD-72	90096	50.7
78	1950	RWPBLD-78	90097	54.9
84	2100	RWPBLD-84	90098	59.1
90	2250	RWPBLD-90	90099	63.4

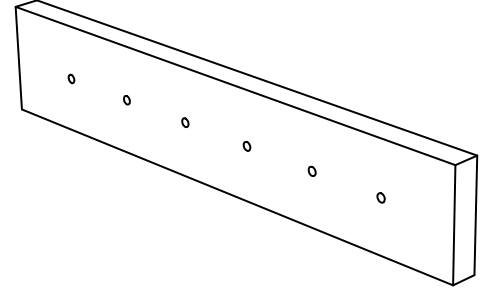
\*Hardware included

Lead time: 1 working day

Shaded items are made to order.

Lead time: 10 working days

Richwood® is a registered trademark of Richwood Industries, Inc. The replacement parts described herein are designed and made by Flexco. Flexco is not affiliated with or authorized by Richwood.



# Product Ordering Information

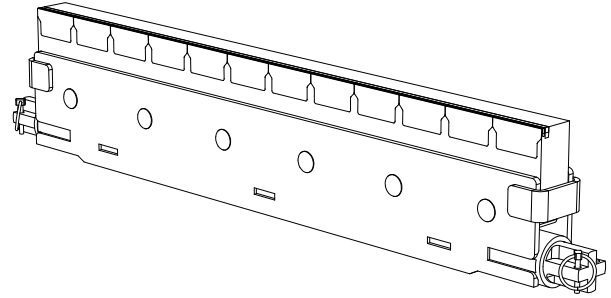
## Flexco Retrofit Replacement Blades for Richwood® 1C-ICT Cleaner

### Retrofit Blade/Holder

BELT WIDTH		FLAT BLADE		CURVED BLADE		WT. LBS.
in.	mm	ORDERING NUMBER	ITEM CODE	ORDERING NUMBER	ITEM CODE	
18	450	RWSECS-18F	91417	RWSECS-18C	91560	42.0
24	600	RWSECS-24F	91418	RWSECS-24C	91561	53.0
30	750	RWSECS-30F	91419	RWSECS-30C	91562	64.0
36	900	RWSECS-36F	91420	RWSECS-36C	91563	76.0
42	1050	RWSECS-42F	91421	RWSECS-42C	91564	86.0
48	1200	RWSECS-48F	91422	RWSECS-48C	91565	97.0
54	1350	RWSECS-54F	91423	RWSECS-54C	91566	108.0
60	1500	RWSECS-60F	91424	RWSECS-60C	91567	120.0
72	1800	RWSECS-72F	91425	RWSECS-72C	91568	141.0
84	2100	RWSECS-84F	91426	RWSECS-84C	91569	163.0
96	2400	RWSECS-96F	91427	RWSECS-96C	91570	185.0

Lead Time: 1 working day

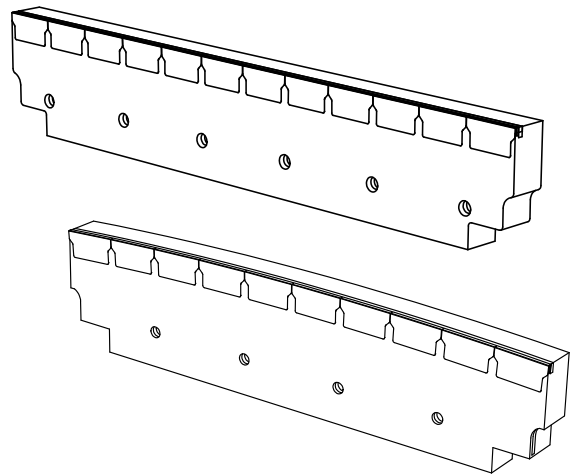
Richwood® is a registered trademark of Richwood Industries, Inc. The replacement parts described herein are designed and made by Flexco. Flexco is not affiliated with or authorized by Richwood.



### Retrofit Blade

BELT WIDTH		FLAT BLADE		CURVED BLADE		WT. LBS.
in.	mm	ORDERING NUMBER	ITEM CODE	ORDERING NUMBER	ITEM CODE	
18	450	CBSBLD18F	79947	CBSBLD18C	91527	16.0
24	600	CBSBLD24F	79948	CBSBLD24C	91528	22.0
30	750	CBSBLD30F	79949	CBSBLD30C	91529	27.0
36	900	CBSBLD36F	79950	CBSBLD36C	91530	33.0
42	1050	CBSBLD42F	79951	CBSBLD42C	91531	39.0
48	1200	CBSBLD48F	79952	CBSBLD48C	91532	45.0
54	1350	CBSBLD54F	79953	CBSBLD54C	91533	50.0
60	1500	CBSBLD60F	79954	CBSBLD60C	91534	56.0
72	1800	CBSBLD72F	79955	CBSBLD72C	91535	67.0
84	2100	CBSBLD84F	79956	CBSBLD84C	91536	79.0
96	2400	CBSBLD96F	79957	CBSBLD96C	91537	90.0

Lead Time: 1 working day



Shaded items are made to order.  
Lead time: 3 weeks

### Product Notes:

- Works with mechanical or vulcanized splices.
- Replacement blades with this design are simple and easy – no longer do you need to purchase an entire blade/pole assembly to replace the blade.

# Optional Mounting Kits

## Installation Accessories

### OPTIONAL MOUNTING KITS FOR BELT CLEANERS

Versatile, adjustable brackets and plates that can be mounted on the conveyor structure so precleaners and secondary cleaners can be easily and quickly bolted into place.



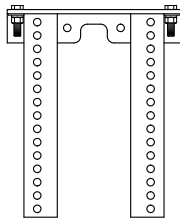
#### 75830

- Optional Mounting Bar Kit  
(with bolts, nuts and washers)
- For mounting precleaners on open head pulleys.
  - Weld on both sides of pulley and bolt on steel plates.
  - For use with MSP, MMP, MHP, MHCP



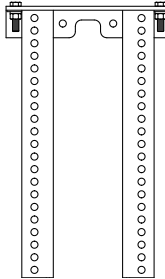
#### 76537

- Mounting Plate Kit (incl. 2 plates, 16" x 32" (400 x 800 mm))
- For use with Mounting Bars to mount cleaners on open head pulleys.
  - For use with MSP, MMP, MHP, MHCP



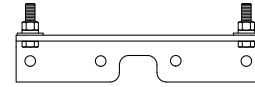
#### 76071

- Standard Mounting Bracket Kit
- For MHS/MDWS secondary cleaner installs.



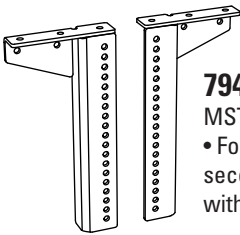
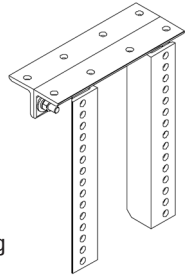
#### 76072

- Long Mounting Bracket Kit
- For installations that require extra length legs.



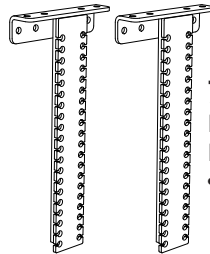
#### 76073

- Optional Top Angle Kit
- Used with both standard and long mounting bracket kits for additional mounting options.



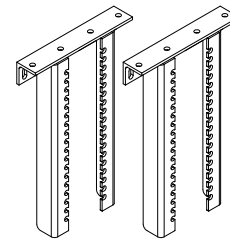
#### 79434

- MST Drop Bracket Kit
- For installs of secondary cleaners with MST tensioners.



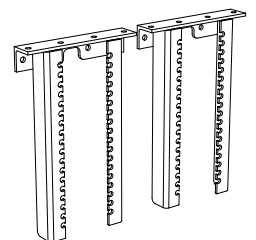
#### 79536

- Brush Cleaner Drop Bracket Kit
- For brush cleaner installations that require extra length legs.



#### 113390 & 79850

- Y-Type SD & HD Drop Bracket Kits
- For Y-Type cleaner installations that require extra length legs.



### Optional Mounting Kits (incl. 2 brackets/bars)

DESCRIPTION	ORDERING NUMBER	ITEM CODE	WT. LBS.
Standard Mounting Bracket Kit *	SSTSMB	76071	34.3
Long Mounting Bracket Kit *	SSTLMB	76072	43.5
Optional Top Angle Kit *	SSTOTA	76073	10.5
Optional Mounting Bar Kit *	MMBK	75830	19.5
Mounting Plate Kit (incl. 2 plates)	MMPK	76537	140.0
MST Drop Brackets (2)	MSTDB	79434	27.7
Brush Cleaner Drop Brackets (2)	MBCDBK	79536	28.9
Y-Type Standard Duty Drop Brackets (2)	YSTDBK2	113390	32.0
Y-Type Heavy Duty Drop Brackets (2)	YSTHDBK	79850	32.1

\*Hardware Included

Lead time: 1 working day

### Pole Extender Kit (incl. 2 pole extenders)

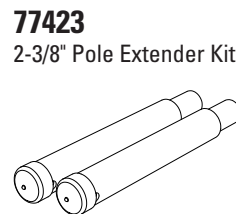
DESCRIPTION	ORDERING NUMBER	ITEM CODE	WT. LBS.
2-7/8" (73mm) Pole Extender Kit	MAPEK	76024	21.9
2-3/8" (60mm) Pole Extender Kit	RAPEK	77423	18.0

Provides 30" (750mm) of extended pole length.

Lead time: 1 working day

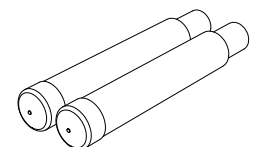
### Specs and Notes:

- Standard brackets are 13" W x 15-1/2" L (330x394mm).
- Long brackets are 13" W x 21-1/2" L (330x546mm).
- Mounting bars are 1-1/2" W x 16" L (38x400mm) with (4) 5/8-11 tapped holes.
- Mounting plates are 16" W x 32" L (400x800mm) with (4) 5/8" (16mm) holes.



#### 77423

2-3/8" Pole Extender Kit



#### 76024


2-7/8" Pole Extender Kit

# Product Ordering Information

## Spring Tensioner Accessories

### Spring Covers

ORDERING NUMBER	ITEM CODE	WT. LBS.
SPG-CVR-A	77387	0.3
SPG-CVR-B	77388	0.3
SPG-CVR-C	77389	0.3
SPG-CVR-D	77390	0.4
SPG-CVR-E	77391	0.4
SPG-CVR-F	77392	0.3
SPG-CVR-G	77393	0.3
SPG-CVR-H	77741	0.3




Includes 1 spring cover  
Lead time: 1 working day

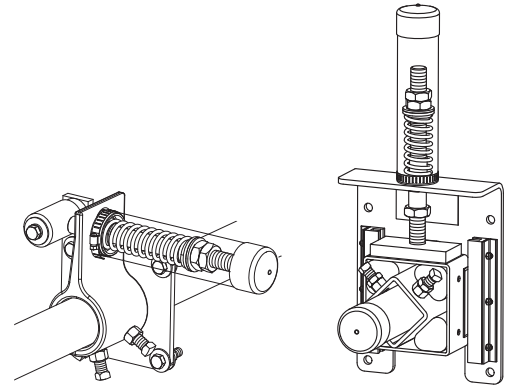
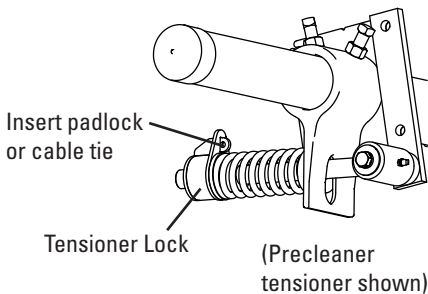
### Tensioner Lock\*

Designed to prevent tampering or unauthorized retensioning of the cleaner.

ORDERING NUMBER	ITEM CODE	WT. LBS.
TEN-LOCK-KIT	77443	0.4



\*For MSP, MMP, MHP, MHCP, H-Type Precleaners and MSS, MHS, MDWS Secondary Cleaners  
Includes 1 tensioner lock  
Lead time: 1 working day



Spring cover on Precleaner tensioner

Spring cover on Secondary cleaner tensioner

### Spring Cover Selection Chart

TENSIONER	SPRING COVER REQ'D
EST-P	77387
EST-S	77387
EST-B	77388
QMT-P	77389
QMT-W	77390
QMT-G	77391
QMT-S	77391
PST-R	77391
PST-W	77390
PST-S	77390
SST-W	77392
SST-S	77392
SST-B	77393
SST-G	77392
UST-P	77387
UST-S	77387
UST-W	77390
CST-W	77741
CST-S	77741
CST-B	77741
CST-G	77741

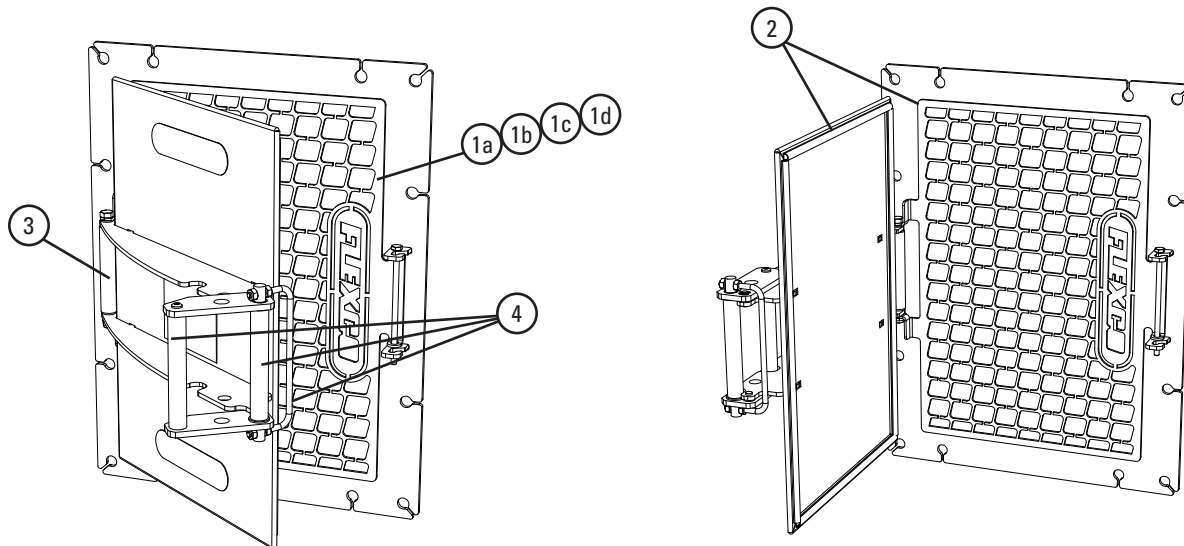
# Product Ordering Information

## Inspection Door

### Inspection Doors

DESCRIPTION	ORDERING NUMBER	ITEM CODE	WT. LBS.
Inspection Door 12 x 12 (300x300mm)*	INDR-1212	79303	19.2
Inspection Door 12 x 18 (300x450mm)*	INDR-1218	79304	23.5
Inspection Door 18 x 24 (450x600mm)*	INDR-1824	79305	35.2
Inspection Door 24 x 24 (600x600mm)*	INDR-2424	79306	42.8
Inspection Door w/Screen 12 x 12 (300x300mm)*	INDR-1212S	79307	21.2
Inspection Door w/Screen 12 x 18 (300x450mm)*	INDR-1218S	79308	26.0
Inspection Door w/Screen 18 x 24 (450x600mm)*	INDR-1824S	79309	39.7
Inspection Door w/Screen 24 x 24 (600x600mm)*	INDR-2424S	79310	48.3

\*Hardware included



### Replacement Parts

REF	DESCRIPTION	ORDERING NUMBER	ITEM CODE	WT. LBS.
1a	Inspection Door Screen 12 x 12 (300x300mm)*	IDSC-1212	79311	1.9
1b	Inspection Door Screen 12 x 18 (300x450mm)*	IDSC-1218	79312	2.5
1c	Inspection Door Screen 18 x 24 (450x600mm)*	IDSC-1824	79313	4.4
1d	Inspection Door Screen 24 x 24 (600x600mm)*	IDSC-2424	79314	5.5
2	Replacement Seal - 5' (1.5M)**	IDSEAL	79315	0.1
3	Replacement Hinge	IDHINGE	79316	0.2
4	Replacement Latch (incl. bolt, bushings & nut)	IDLATCH	79317	2.5

\*Hardware included

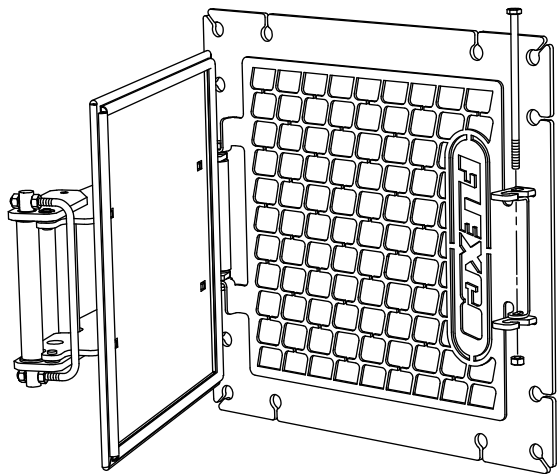
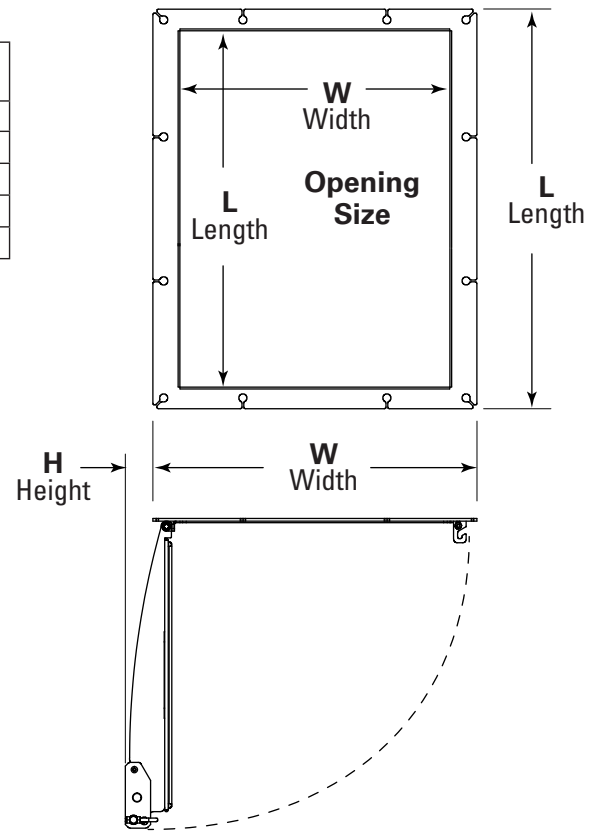
\*\*One 5' length of seal is needed for 12x12" and 12x18" doors or screens, and two 5' lengths are needed for 18x24" and 24x24" doors or screens. Double if replacing seal on both door and screen.

# Specifications & Guidelines

## Inspection Door

### Inspection Door Specifications

Door (Opening) Size (Width, Length)		Outer Dimensions (Width, Length)		Height	
in.	mm	in.	mm	in.	mm
12 W x 12 L	300 W x 300 L	16-5/16 W x 15-3/4 L	415 W x 400 L	3-7/16	90
12 W x 18 L	300 W x 450 L	16-5/16 W x 21-3/4 L	415 W x 555 L	3-7/16	90
18 W x 24 L	450 W x 600 L	22-5/16 W x 27-3/4 L	570 W x 705 L	3-7/16	90
24 W x 24 L	600 W x 600 L	28-5/16 W x 27-3/4 L	720 W x 705 L	3-7/16	90



#### Screen (Optional)

Screen serves as a guard that helps keep hands and tools from being placed into the chute/enclosure, but still allows visual access. Screen is hinged on the same side as the door and bolted in place on the other side so it does not require full removal for accessing the chute/enclosure. A wrench is required to remove the bolt that holds the screen in place as a safety feature. (Holes are sized per ANSI B11 and ISO 1819.)

#### Specifications:

- Temperature Rating .....-70 to 350°F (-55 to 175°C)

# Product Ordering Information


## Water Spray Pole Systems Belt Cleaner Accessories

### Spray Pole Kits\*

Standard & Heavy-Duty

BELT WIDTH		ORDERING NUMBER	ITEM CODE	WT. LBS.
in.	mm			
18	450	SPK18	74709	23.0
24	600	SPK24	74710	23.0
30	750	SPK30	74711	24.0
36	900	SPK36	74712	24.0
42	1050	SPK42	74713	25.5
42	1050	SPKHD42	74952	26.5
48	1200	SPK48	74714	26.0
48	1200	SPKHD48	74953	27.0
54	1350	SPK54	74715	27.0
54	1350	SPKHD54	74954	28.0
60	1500	SPK60	74716	28.0
60	1500	SPKHD60	74955	29.0
72	1800	SPK72	74717	30.0
72	1800	SPKHD72	74718	32.0
84	2100	SPKHD84	74719	34.0
96	2400	SPKHD96	74720	36.0
120	3000	SPKHD120	74721	40.0

\*Includes Spray Pole, Mounting Brackets, and 10' (3M) Hose.  
Standard-duty is for use on P-Type®, R-Type®, U-Type® 18" - 60", Y-Type®SD, and EZS2 cleaners; Heavy-duty is for use on H-Type®, U-Type® 72" - 96", Y-Type®HD, FMS, CBS, MHS, and MDWS cleaners.  
Other sizes available upon request.  
Lead time: 1 working day



Spray Pole



Spray Pole Control Panel

### Replacement Parts

DESCRIPTION	ORDERING NUMBER	ITEM CODE	WT. LBS.
Standard Spray Pole Mounting Kit	SPMK2	75578	3.6
HD Spray Pole Mounting Kit	SPMK3	75579	3.7
SP Ball Valve	SPBV	74742	0.6
SP Y Strainer	SPYS	74743	1.5
SP Pressure Regulator	SPPR	74744	1.2
SP Hose 10 ft	SPH10	74745	2.9
Spray Pole Nozzle	SPN	74746	0.1
Spray Pole Gauge	SPG	74747	0.5
SP SS Pipe Nipple	SPPN	74748	0.1

Lead time: 1 working day

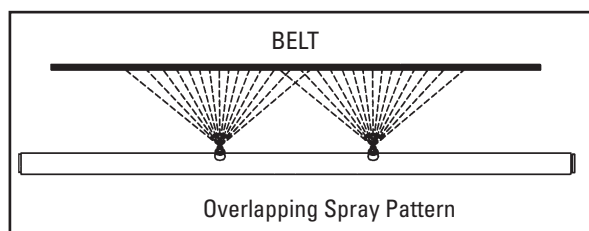
### Control Assembly

DESCRIPTION	ORDERING NUMBER	ITEM CODE	WT. LBS.
SP Control Panel with Regulator, Strainer and Pressure Gauge	SPCP	74734	16.5

Lead time: 1 working day

### Spray Nozzles Per Cleaner Size

in.	18	24	30	36	42	48	54	60	72	84	96	120
mm	450	600	750	900	1050	1200	1350	1500	1800	2100	2400	3000
Spray Nozzles	1	2	2	3	3	4	4	5	6	7	8	10



### Specifications:

- Stainless steel pole with powder coated steel clamping brackets.
- Spray nozzles are spaced on 12" (300mm) centers.
- Delivers .98 gallons (3.7 liters) per minute at 60 psi (414 kPa).
- Generally will affect moisture content of material by less than ½%.
- Maximum inlet pressure is 300 psi (2069 kPa).
- Typical pressure setting is 40-60 psi (276-414 kPa).



Pages 162–163 intentionally omitted.

Pages 162–163 intentionally omitted.

# Product Ordering Information

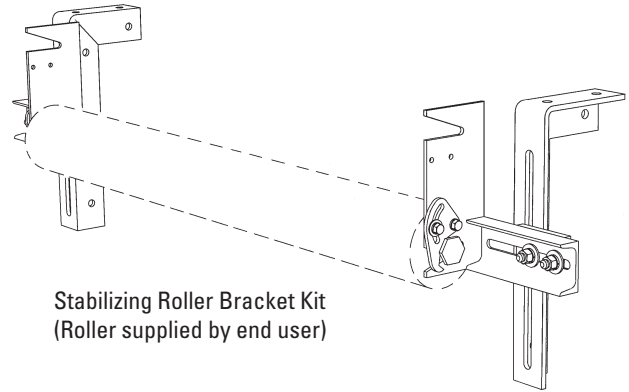
## Stabilizing Roller Bracket Kit Belt Cleaner Accessories

### Stabilizing Roller Bracket Kit\*

Provides universal brackets to mount the user's return roller as a hold-down (stabilizing) roller on top of the return side belt. Holds the belt flat so the belt cleaner can maximize its cleaning performance.

DESCRIPTION	ORDERING NUMBER	ITEM CODE	WT. LBS.
Stabilizing Roller Bracket Kit	SRBK	74941	34.0

\*Works with most CEMA C and D rollers.  
Lead time: 1 working day



Stabilizing Roller Bracket Kit  
(Roller supplied by end user)

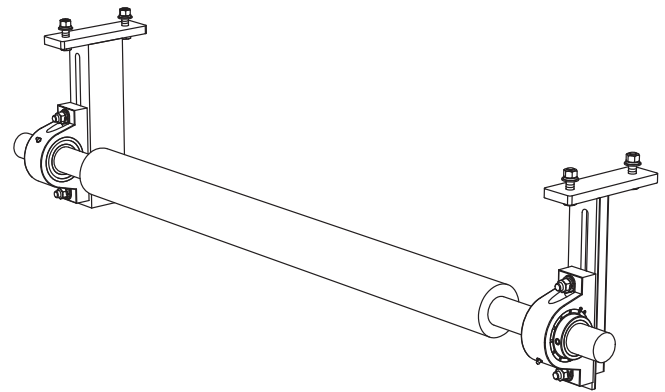
# Product Ordering Information

## Live-Shaft Hold-Down Roll Belt Cleaner Accessories

### Live-Shaft Hold-Down Roll

BELT WIDTH		ROLL DIAMETER		ORDERING NUMBER	ITEM CODE	WT. LBS
in.	mm	in.	mm			
24	600	4 1/2	114	HDR24	79010	159.0
30	750	4 1/2	114	HDR30	79011	169.0
36	900	4 1/2	114	HDR36	79012	180.0
42	1050	4 1/2	114	HDR42	79013	190.0
48	1200	4 1/2	114	HDR48	79014	249.0
54	1350	4 1/2	114	HDR54	79015	255.0
60	1500	4 1/2	114	HDR60	79016	265.0
72	1800	5	127	HDRS72*	79017	565.0
84	2100	5	127	HDRS84*	79018	615.0

Includes roller bracket kit  
 \*72" and 84" feature solid roll  
 Lead time: 1 working day



### Replacement Roll

BELT WIDTH		ROLL DIAMETER		ORDERING NUMBER	ITEM CODE	WT. LBS
in.	mm	in.	mm			
24	600	4 1/2	114	HDRR24	79019	114.0
30	750	4 1/2	114	HDRR30	79020	124.0
36	900	4 1/2	114	HDRR36	79021	135.0
42	1050	4 1/2	114	HDRR42	79022	145.0
48	1200	4 1/2	114	HDRR48	79023	204.0
54	1350	4 1/2	114	HDRR54	79024	210.0
60	1500	4 1/2	114	HDRR60	79025	220.0
72	1800	5	127	HDRRS72*	79026	520.0
84	2100	5	127	HDRRS84*	79027	570.0

\*72" and 84" feature solid roll  
 Lead time: 1 working day

### Roller Bracket Kit\*

DESCRIPTION	ORDERING NUMBER	ITEM CODE	WT. LBS
Hold Down Roll Bracket Kit - 24 to 60"	HDRBK	79009	45.0
HD Hold Down Roll Bracket Kit - 72 to 84"	HDRBK-HD	79072	45.0

\*Includes Left and Right Bracket  
 Lead time: 1 working day

### Add-On Grease Hose Extension Kit

DESCRIPTION	ORDERING NUMBER	ITEM CODE	WT. LBS
Grease Hose Extension Kit incl. 2 ea. 16" hose w/fittings and tie-downs	HDRGEK	79236	1.0

Lead time: 1 working day

### Specifications:

- Overall Roll Length ..... Belt Width +6" (150mm)
- Overall Shaft Length ..... Belt Width +30" (750mm)
- Shaft Diameter ..... 24–42" (600–1050mm) – 1-15/16" diameter  
 48–60" (1200–1500mm) – 2-7/16" diameter  
 72–84" (1800–2100mm) – 2-15/16" diameter
- Shaft Construction ..... 24–60" (600–1500mm) – 1045 CD  
 72–84" (1800–2100mm) turned from solid 4140 round stock

### Product Notes:

- For use in applications with belt cup or belt flap.
- By preventing these issues secondary cleaner performance and blade/tip life is enhanced.

# Product Ordering Information

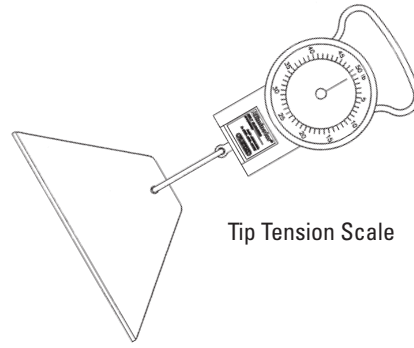
## Optional Installation Tools

### Tip Tension Scale

For easy checking of blade tension on all H-Type® Precleaners.

DESCRIPTION	ORDERING NUMBER	ITEM CODE	WT. LBS.
H Tip Tension Scale	HTTS	74141	0.1

Lead time: 1 working day



Tip Tension Scale

### Spring Tension Chart

CLEANER	HXF	H V-Tip	H Protected V-Tip	Hi-Temp V-Tip
LBS.	28#	18#	18#	18#
KG	12.7	8.2	8.2	8.2

For installation and for retensioning blades during maintenance.

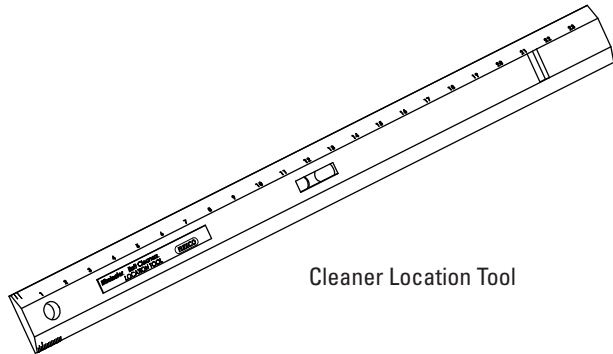
### Cleaner Location Tool

Handy 2-in-1 tool for measuring and leveling during cleaner installation.

DESCRIPTION	ORDERING NUMBER	ITEM CODE	WT. LBS.
Location Tool	ELT	74774	0.3

Length - 24" (600mm)

Lead time: 1 working day



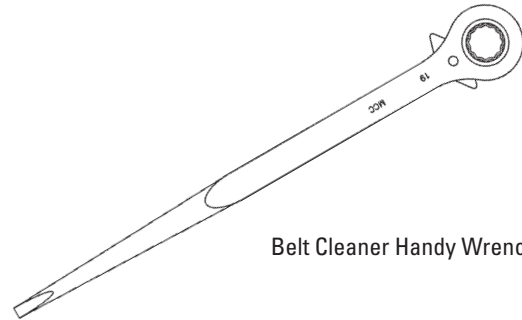
Cleaner Location Tool

### Belt Cleaner Handy Wrench

A ratcheting wrench with 2 common socket sizes (11/16" & 3/4", 17mm & 19mm) for belt cleaner installation and maintenance.

DESCRIPTION	ORDERING NUMBER	ITEM CODE	WT. LBS.
Belt Cleaner Handy Wrench	HW-BC	74100	1.2

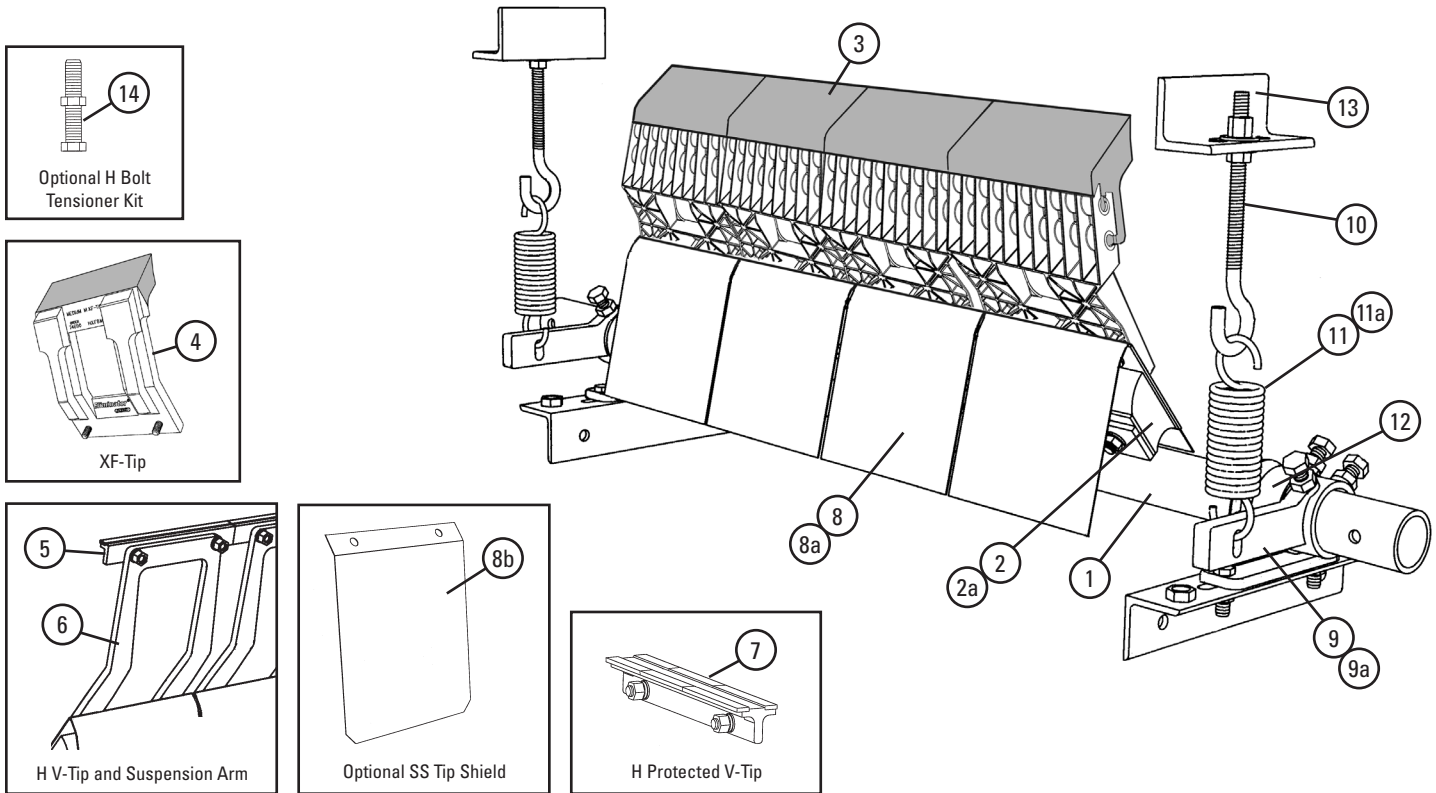
Lead time: 1 working day



Belt Cleaner Handy Wrench

# Product Ordering Information

## Old-Style H-Type® Cleaners Legacy Belt Cleaner Parts



### Replacement Parts

REF	DESCRIPTION	ORDERING NUMBER	ITEM CODE	WT. LBS.
1	18" (450mm) Pole	HP-18	78990	23.0
	24" (600mm) Pole	HP-24	78991	27.0
	30" (750mm) Pole	HP-30	78992	29.0
	36" (900mm) Pole	HP-36	78993	33.0
	42" (1050mm) Pole	HP-42	78994	43.0
	48" (1200mm) Pole	HP-48	78995	47.0
	54" (1350mm) Pole	HP-54	78996	53.0
	60" (1500mm) Pole	HP-60	78997	59.0
	72" (1800mm) Pole	HP-72	78998	66.0
2	H2 XF-Tip Cushion* (for HXF2 & HV Tips)	HXFC2	75902	4.0
2a	H2 F-Tip Cushion* (for SS HXF2 & SS HV Tips)	HFC2	75901	4.0
3	HXF2-Tip Extra Small*	HXF2-SS	75979	3.0
	HXF2-Tip Small*	HXF2-S	75980	3.4
	HXF2-Tip Medium*	HXF2-M	75981	3.8
	HXF2-Tip Large*	HXF2-L	75982	4.1
4	H XF-Tip Extra Small*	HXF8SS	74307	3.4
	H XF-Tip Small*	HXF8S	74689	3.8
	H XF-Tip Medium*	HXF8M	74690	4.1
	H XF-Tip Large*	HXF8L	74691	4.5
5	H V-Tip (for vulcanized belts only)	HVT8-S/S	75419	1.0
	H SSS Suspension Arm*	HSA8SSS	75565	0.4
	H SS Suspension Arm*	HSA8SS	73047	0.5
	H S Suspension Arm*	HSA8S	73048	1.0
	H M Suspension Arm*	HSA8M	73049	1.5
6	H L Suspension Arm*	HSA8L	73063	2.0
	H LL Suspension Arm*	HSA8LL	73064	2.5
	H Protected V-Tip* (for vulcanized belts only)	HVPT	73631	2.7

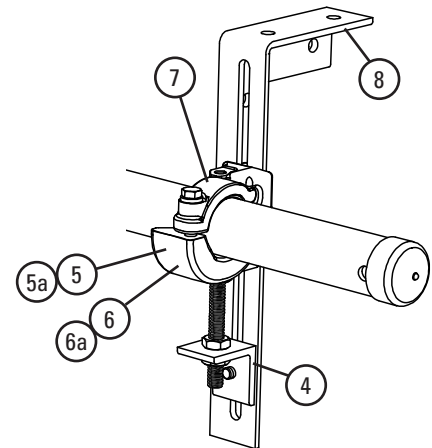
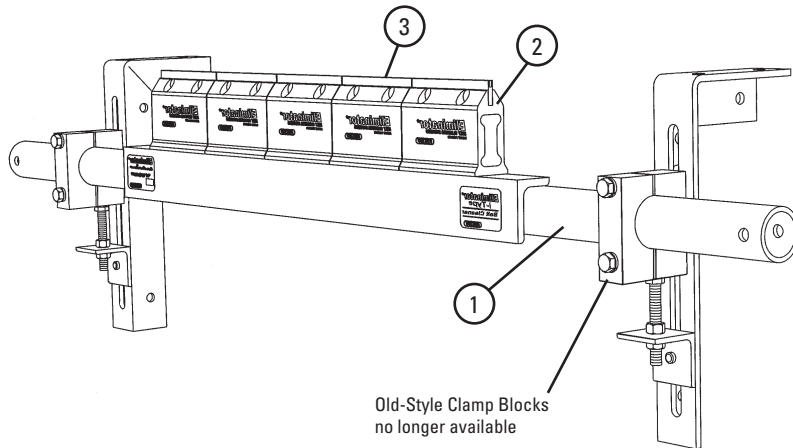
REF	DESCRIPTION	ORDERING NUMBER	ITEM CODE	WT. LBS.
8	H Polyshield	HPS8	73050	0.5
8a	H SS Cushion Shield	HSSCS	74772	0.6
8b	H SS Tip Shield	HSSTS	74771	0.5
9	H Adjusting Arm Repair Kit* (incl. 1 adjusting arm)	HAR-K	78786	6.0
9a	H HD Adjusting Arm Repair Kit* (incl. 1 adjusting arm)	HDARK	74550	8.0
10	J-Bolt Kit* (incl. 1 ea.)	STJK	74417	0.7
11	Tension Spring (incl. 1 ea.) for 18" (450mm)	STTS	74419	1.4
11a	HD Tension Spring (incl. 1 ea.) for sizes 24"-72" (600-1800mm)	HDTSS	74502	2.0
12	Pole Lock (incl. 1 ea.)	EZP1PL	75641	1.1
13	Spring Tensioner J-Bolt Mount (incl. 1 ea.)	STJM	74775	3.0
-	H Mounting/J-Bolt Kit - Single (incl. 1 ea. items 9-13, and 2 ea. bracket/bearing)	H-MK1	78987	20.0
-	H Mounting/J-Bolt Kit - Dual (incl. 2 ea. items 9-13, and bracket/bearing)	H-MK2	78801	24.4
-	Spring Tension Kit - Single (incl. 1 ea. items 10, 11, 13, and 2 ea. item 12)	STKS	74505	6.8
-	Spring Tension Kit - Dual (incl. 2 ea. items 10-13)	STKD	74504	11.2
-	Spring Tension Kit HS - Single (incl. 1 ea. items 10, 11a, 13, and 2 ea. item 12)	STKHSS	74313	8.0
-	Spring Tension Kit HS - Dual (incl. 2 ea. items 10, 11a, 12, 13)	STKHSD	74316	16.0
14	H Bolt Tensioner Kit (incl. 2 adjusting bolts & 2 jam nuts)	HBTK	74776	0.5

\*Hardware included  
Pole Diameter - 2-3/8" (60mm)  
Lead time: 1 working day

Shaded items are made to order.  
Lead time: 10 working days

# Product Ordering Information

## I-Type™ Legacy Belt Cleaner Parts



**New Style Clamp Block**

### Replacement Parts

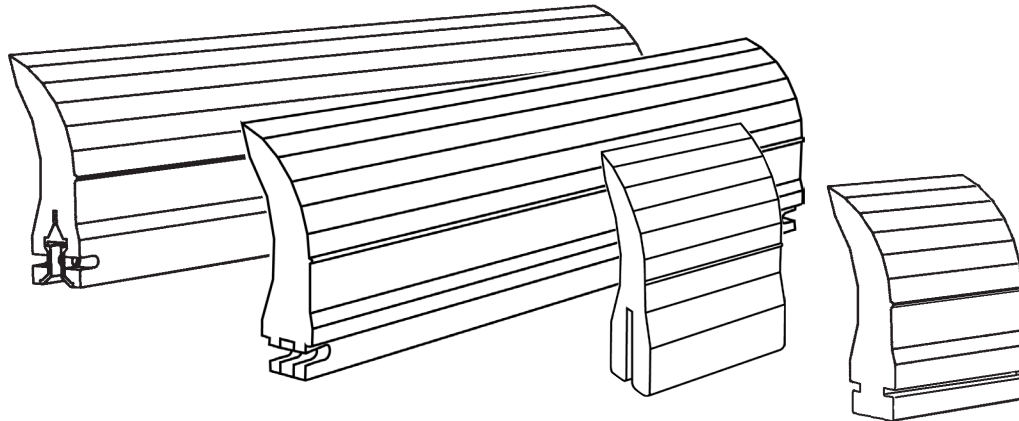
REF	DESCRIPTION	ORDERING NUMBER	ITEM CODE	WT. LBS.
1	18" (450mm) Pole	EZS2P18	75652	25.0
	24" (600mm) Pole	EZS2P24	75653	28.0
	30" (750mm) Pole	EZS2P30	75654	30.0
	36" (900mm) Pole	EZS2P36	75655	34.0
	42" (1050mm) Pole	EZS2P42	75656	36.0
	48" (1200mm) Pole	EZS2P48	75657	39.0
	54" (1350mm) Pole	EZS2P54	75658	42.0
	60" (1500mm) Pole	EZS2P60	75659	77.0
	72" (1800mm) Pole	EZS2P72	75660	89.0
2	1 Standard Cushion*	ISC	74534	2.1
3	1 C-Tip* (for mechanically spliced and vulcanized belts)	ICT6	74535	0.7
4	Adjusting Bracket Kit (1 Right and 1 Left)	PAB	75513	1.5
5	Pole Clamp Kit - Left* (1 ea.) (incl. item 7) for sizes 18-54" (450-1350mm)	CCKL	79224	6.8
5a	HD Pole Clamp Kit - Left* (1 ea.) (incl. item 7a) for sizes 60-72" (1500-1800mm)	CCKHDL	79225	8.7
6	Pole Clamp Kit - Right* (1 ea.) (incl. item 7) for sizes 18-54" (450-1350mm)	CCKR	79228	6.8
6a	HD Pole Clamp Kit - Right* (1 ea.) (incl. item 7a) for sizes 60-72" (1500-1800mm)	CCKHDR	79229	8.7
7	Cradle Clamp Top Strap (1 ea.) for use on L or R Pole Clamp Kit	CCKTS	79232	1.1
7a	HD Cradle Clamp Top Strap (1 ea.) for use on L or R HD Pole Clamp Kit	CCKHDTS	79233	1.7
8	Mounting Bracket Kit (1 Right and 1 Left)	EZS2MBK	75666	13.0
-	Cradle Clamp Mounting Kit* (incl. 1 ea. items 5, 6, & 8, 2 ea. items 4 & 7) for sizes 18-54" (450-1350mm)	CCMK	78919	33.0
-	HD Cradle Clamp Mounting Kit* (incl. 1 ea. items 5a, 6a, & 8, 2 ea. items 4 & 7a) for sizes 60-72" (1500-1800mm)	CCMKHD	78920	36.7

\*Hardware included.  
Pole Diameter - 2-3/8" (60mm)  
Lead time: 1 working day



# Part Number Cross-Reference Guide

## ConShear™ Replacement Blades for OEM Belt Cleaners



### ConShear™ Blade Technology

The patented polyurethane blade design that delivers a conforming and shearing action to provide consistent belt cleaning.

- **Faceted Profile** – the blade forms a new cleaning edge each time the blade wears down to a new faceted section.
- **Long Wearing** – a proprietary polyurethane blend that provides up to 30% more wear life than conventional solid blades.
- **Material Path Option** – choose the blade size that spans just the material path on the belt. This minimizes differential wear between the ends and the center of the blade. It allows the blade to conform better to the belt for more cleaning power. See page 170 for more information.
- **Replacement Indicator** – a molded-in wear line provides easy visual notice when the blade is worn out and needs to be replaced.
- **Quick, Easy Change-Out** – simply pull one pin, remove the worn blade, insert the new blade and replace the pin.

For best cleaning and wear life results the ConShear blade must be located against the conveyor head pulley in the correct position and must be tensioned properly.

**See page 170 for proper blade installation and tensioning instructions.**

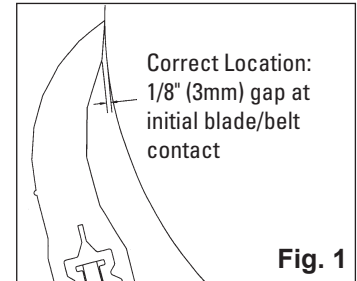
# Installation and Tensioning Tips

## ConShear™ Replacement Blades for OEM Belt Cleaners

For optimal cleaning efficiency and long wear life, the ConShear™ blade must be located and tensioned correctly on the belt head pulley. If the OEM cleaner pole is in the wrong location the performance of the new blade may be adversely affected. See "Possible Problems" below. For tensioning, please follow these instructions. Our recommended tensioning may be as much as 2 times more than the OEM recommendation, but the added tension is needed to take full advantage of the ConShear Blade Technology.

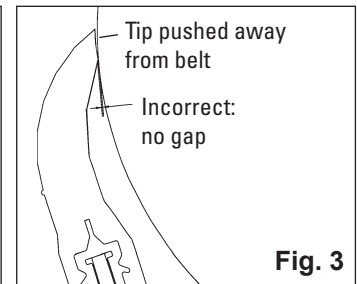
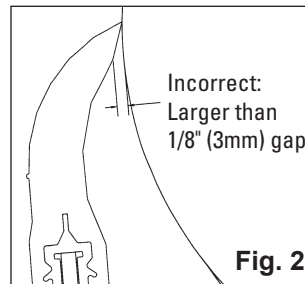
### Correct Location:

When blade contact is made against the head pulley (prior to tensioning) there should be a 1/16" (1.5mm) to 1/8" (3mm) gap at the bottom of the blade face (Fig. 1).



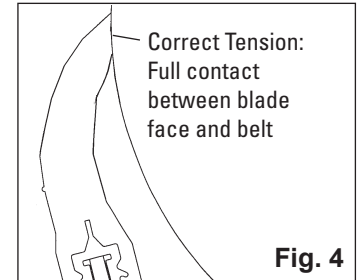
### Possible Problems:

- **Pole location too far out** – The initial blade/belt contact gap will be larger than 1/8" (3mm)(Fig. 2). If the blade is correctly tensioned it may flip through before it is fully worn. If tensioned too lightly, it will develop the "smile effect" quickly and not clean properly.
- **Pole location too far in** – If there is no gap at the initial blade/belt contact (Fig. 3), the tip of the blade may not be touching the belt. In this case, the blade will push away and lose its shearing (cleaning) effect. The blade may also develop a flap at the tip which may trap material.



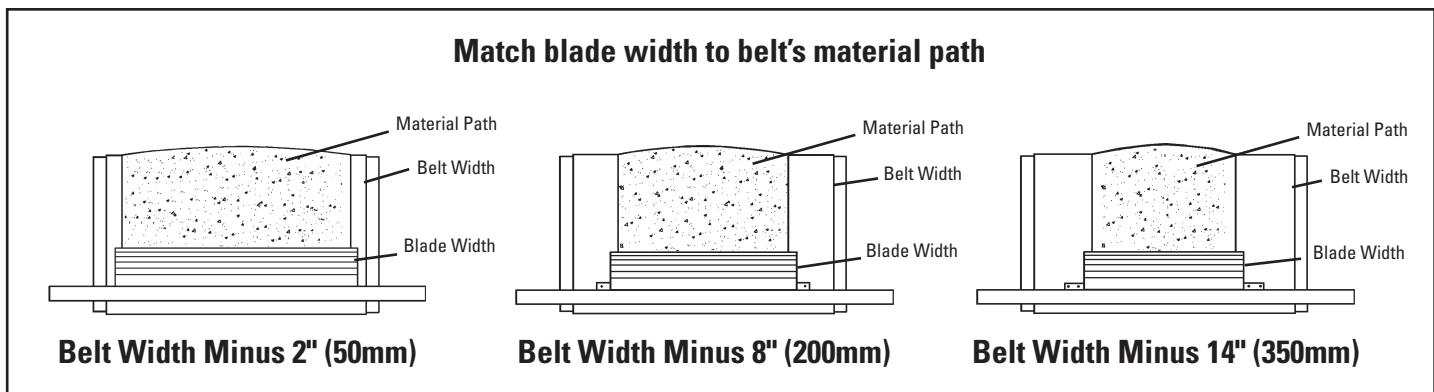
### Correct Tensioning:

The blade should be tensioned until the gap is gone (Fig. 4).



## The "Material Path" Option

For optimal cleaning and reduced blade retensioning, the cleaner blade width should be sized to fit the material path of the belt. The material path is typically the center 2/3 of the belt width. Choosing a blade only slightly wider than the material path can decrease differential blade wear which reduces blade retensioning maintenance, as well as reducing the frequency of blade replacement.



# Part Number Cross-Reference Guide

## Cross-Reference for Replacement of Martin® QC® #1 Standard Blades and Martin® Pit Viper™ Standard Blades

### Ordering Information

BELT WIDTH	ACTUAL BLADE LENGTH	MARTIN® QC #1® PART NUMBER	MARTIN® PIT VIPER™ PART NUMBER	ORDERING NUMBER	CONShear™ ITEM CODE	WT. LBS.
12"	10"	32773-1211	PV1211100R	CRB10	75628	4.6
18"	16"	32773-1811	PV1811160R	CRB16	75629	7.3
24"	22"	32773-2411	PV2411220R	CRB22	75630	10.1
30"	28"	32773-3011	PV3011280R	CRB28	75631	12.8
36"	34"	32773-3611	PV3611340R	CRB34	75632	15.5
42"	40"	32773-4211	PV4211400R	CRB40	75633	18.3
48"	46"	32773-4811	PV4811460R	CRB46	75634	21.0
54"	52"	32773-5411	PV5411520R	CRB52	75635	23.8
60"	58"	32773-6011	PV6011580R	CRB58	75636	26.5
72"	70"	32773-7211	PV7211700R	CRB70	75773	32.0

Additional blade sizes are available upon request. Call for pricing.

NOTE: Blade coverage is 2 inches less than belt width.

Lead time: 1 working day

NOTE: Also works on Baker-Bohnert Yellow Jacket™ Primary Cleaners.

### Replacement Blade Pin

ORDERING NUMBER	ITEM CODE	WT. LBS.
EZP1BP	75642	0.1

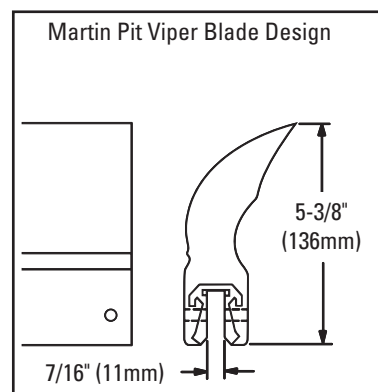
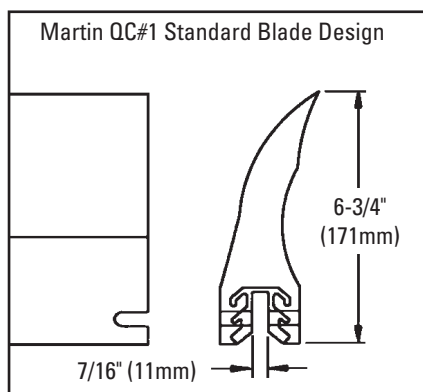
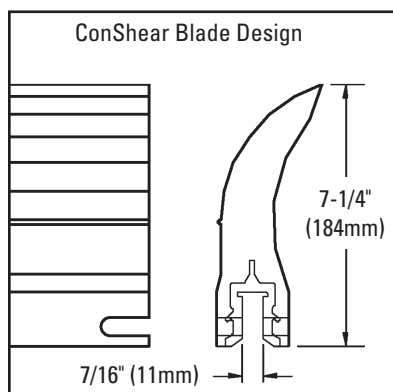
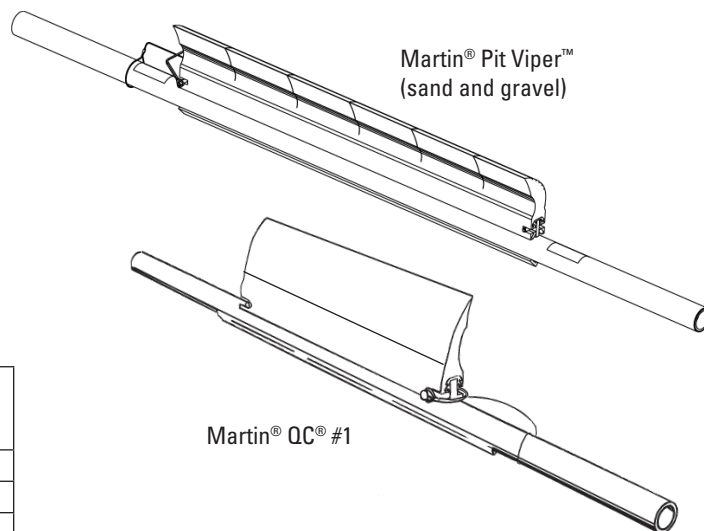
Lead time: 1 working day

### Specifications

SLOT WIDTH	POLE PLATE THICKNESS	CONShear BLADE HEIGHT	QC#1 BLADE HEIGHT
7/16" (11 mm)	5/16" (8 mm)	7-1/4" (184mm)	6-3/4" (171mm)

### Usable Blade Volume Comparison

BLADE TYPE	BLADE LENGTH	Usable BLADE AREA (cross-section)	Usable BLADE VOLUME
Martin® QC™ #1	28" (711mm)	3.00 in <sup>2</sup> (19cm <sup>2</sup> )	84.0 in <sup>3</sup> (1376cm <sup>3</sup> )
Martin® Pit Viper™	28" (711mm)	4.20 in <sup>2</sup> (27cm <sup>2</sup> )	117.6 in <sup>3</sup> (1927cm <sup>3</sup> )
ConShear™	28" (711mm)	5.50 in <sup>2</sup> (35cm <sup>2</sup> )	154.0 in <sup>3</sup> (2523cm <sup>3</sup> )



Martin® and QC® #1 are registered trademarks, and Pit Viper™ is a trademark of Martin Engineering, Neponset, IL. Yellow Jacket™ is a trademark of Baker-Bohnert, Louisville, KY

# Part Number Cross-Reference Guide

## Cross-Reference for Replacement of Martin® QC® #1 Heavy-Duty Blades

### Ordering Information

BELT WIDTH	ACTUAL BLADE LENGTH	MARTIN® PART NUMBER	ORDERING NUMBER	CONSHEAR™ ITEM CODE	WT. LBS.
18"	12"	35381-1811	RBQC1HD-12	75985	5.5
24"	18"	35381-2411	RBQC1HD-18	75986	8.3
30"	24"	35381-3011	RBQC1HD-24	75987	11.0
36"	30"	35381-3611	RBQC1HD-30	75988	13.8
42"	36"	35381-4211	RBQC1HD-36	75989	16.6
48"	42"	35381-4811	RBQC1HD-42	75990	19.3
54"	48"	35381-5411	RBQC1HD-48	75991	22.1
60"	54"	35381-6011	RBQC1HD-54	75992	24.8
72"	66"	35381-7211	RBQC1HD-66	75993	30.4

Additional blade sizes are available upon request. Call for pricing.

NOTE: Blade coverage is 6 inches less than belt width.

Lead time: 1 working day

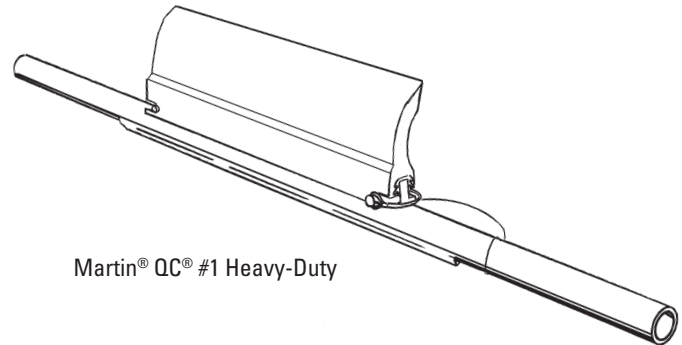
### Replacement Blade Pin

ORDERING NUMBER	ITEM CODE	WT. LBS.
RB38BP	79481	0.2

Lead time: 1 working day

### Specifications

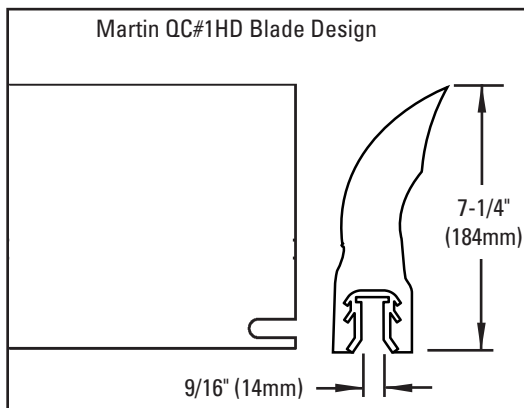
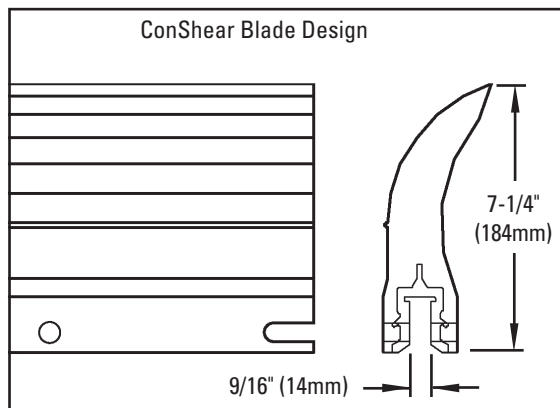
SLOT WIDTH	POLE PLATE THICKNESS	CONSHEAR BLADE HEIGHT	QC#1HD BLADE HEIGHT
9/16" (14mm)	1/2" (12.5mm)	7-1/4" (184mm)	7-1/4" (185mm)



Martin® QC® #1 Heavy-Duty

### Usable Blade Volume Comparison

BLADE TYPE	BLADE LENGTH	Usable BLADE AREA (cross-section)	Usable BLADE VOLUME
Martin® QC™ #1 HD	28" (711mm)	6.65 in <sup>2</sup> (43cm <sup>2</sup> )	186.2 in <sup>3</sup> (3051cm <sup>3</sup> )
ConShear™	28" (711mm)	5.50 in <sup>2</sup> (35cm <sup>2</sup> )	154.0 in <sup>3</sup> (2523cm <sup>3</sup> )



Martin® and QC® #1 are registered trademarks of Martin Engineering, Neponset, IL.

# Part Number Cross-Reference Guide

## Cross-Reference for Replacement of Martin® QB® #1 Blades

### Ordering Information

BELT WIDTH	ACTUAL BLADE LENGTH	MARTIN® PART NUMBER	ORDERING NUMBER	CONSHEAR™ ITEM CODE	WT. LBS.
18"	16"	39344-1811160R	RBQB1-16/400	90935	7.3
24"	18"	39344-2411180R	RBQB1-18/450	90936	8.2
	22"	39344-2411220R	RBQB1-22/550	90937	10.1
30"	24"	39344-3011240R	RBQB1-24/600	90938	11.0
	28"	39344-3011280R	RBQB1-28/700	90939	12.8
36"	30"	39344-3611300R	RBQB1-30/750	90940	13.7
	34"	39344-3611340R	RBQB1-34/850	90941	15.5
42"	36"	39344-4211360R	RBQB1-36/900	90942	16.5
	40"	39344-4211400R	RBQB1-40/1000	90943	18.3
48"	42"	39344-4811420R	RBQB1-42/1050	90944	19.2
	46"	39344-4811460R	RBQB1-46/1150	90945	21.0
54"	48"	39344-5411480R	RBQB1-48/1200	90946	21.9
	52"	39344-5411520R	RBQB1-52/1300	90947	23.8
60"	54"	39344-6011540R	RBQB1-54/1350	90948	24.7
	58"	39344-6011580R	RBQB1-58/1450	90949	26.5
66"	60"	39344-6611600R	RBQB1-60/1500	90950	27.4
72"	64"	39344-7211640R	RBQB1-64/1600	90951	29.2
	70"	39344-7211700R	RBQB1-70/1750	90952	32.0
78"	72"	39344-7811720R	RBQB1-72/1800	90953	32.9

Lead time: 1 working day

### Replacement Blade Clamp

ORDERING NUMBER	ITEM CODE	WT. LBS.
QB1PCK	90954	4.8

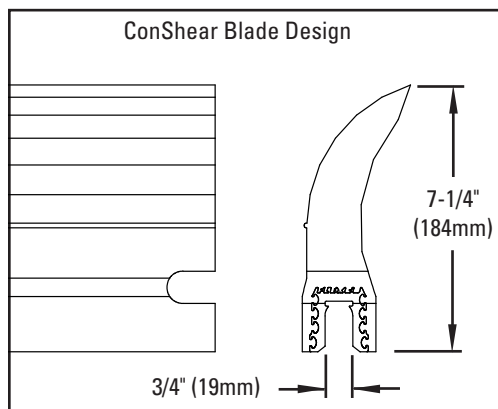
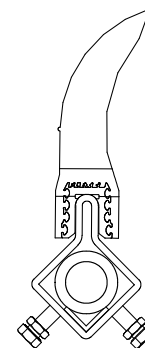
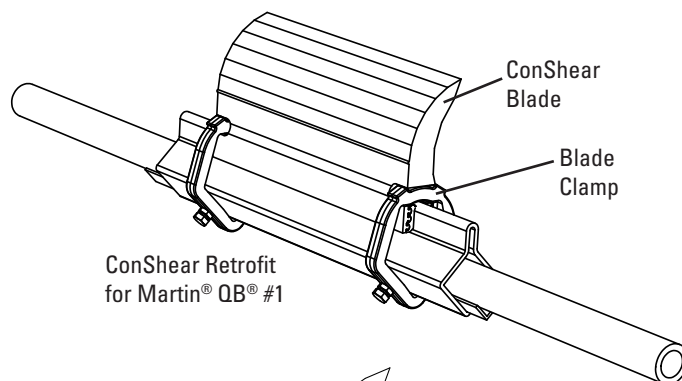
Lead time: 1 working day

### Specifications

SLOT WIDTH	CONSHEAR BLADE HEIGHT	QB#1 BLADE HEIGHT
3/4" (19mm)	7-1/4" (184mm)	6-1/2" (165mm)

### Usable Blade Volume Comparison

BLADE TYPE	BLADE LENGTH	Usable BLADE AREA (cross-section)	Usable BLADE VOLUME
Martin® QB™ #1	28" (711mm)	5.75 in <sup>2</sup> (37cm <sup>2</sup> )	161.0 in <sup>3</sup> (2638cm <sup>3</sup> )
ConShear™	28" (711mm)	5.50 in <sup>2</sup> (35cm <sup>2</sup> )	154.0 in <sup>3</sup> (2523cm <sup>3</sup> )



Martin® and QB® #1 are registered trademarks of Martin Engineering, Neponset, IL.

# Part Number Cross-Reference Guide

## Cross-Reference for Replacement of Martin® QC® Extra Heavy-Duty Blades

### Ordering Information

BELT WIDTH		BLADE WIDTH		MARTIN QC XHD PART NUMBER	ORDERING NUMBER	ITEM CODE	WT. LBS.
in.	mm	in.	mm				
24	600	18	450	35897-2411	TRB18	76485	21.0
30	750	24	600	35897-3011	TRB24	76486	28.0
36	900	30	750	35897-3611	TRB30	76487	35.0
42	1050	36	900	35897-4211	TRB36	76488	42.0
48	1200	42	1050	35897-4811	TRB42	76489	49.0
54	1350	48	1200	35897-5411	TRB48	76490	56.0
60	1500	54	1350	35897-6011	TRB54	76491	63.0
66	1650	60	1500	35897-6611	TRB60	76492	70.0
72	1800	66	1650	35897-7211	TRB66	76493	77.0
78	1950	72	1800	35897-7811	TRB72	76494	87.0
84	2100	78	1950	35897-8411	TRB78	76697	91.0
90	2250	84	2100	35897-9011	TRB84	77047	98.0
96	2400	90	2250	35897-9611	TRB90	77048	105.0

Additional blade sizes are available upon request. Call for pricing.

NOTE: Blade coverage is 6 inches less than belt width.

Lead time: 1 working day

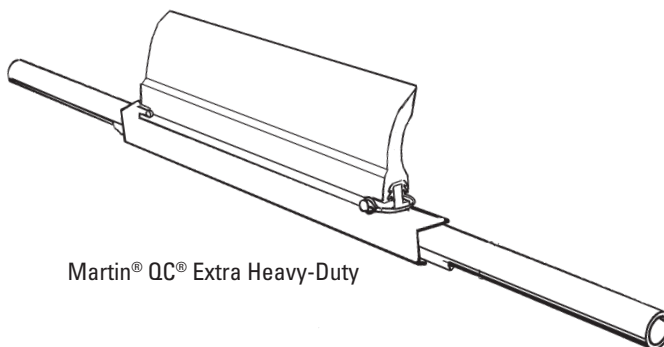
### Replacement Blade Pin

ORDERING NUMBER	ITEM CODE	WT. LBS.
MMPBPK	76466	0.8

Lead time: 1 working day

### Specifications

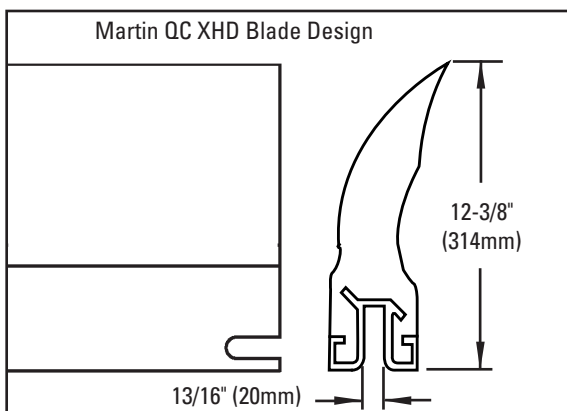
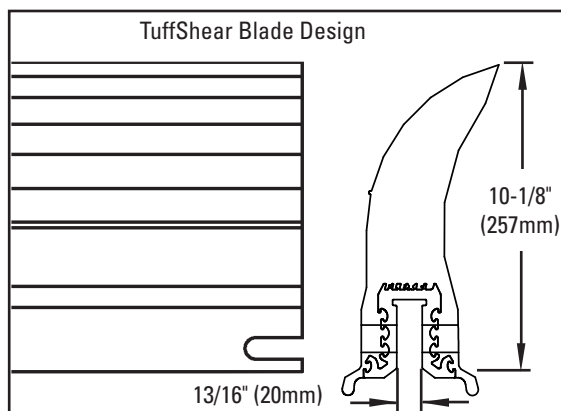
SLOT WIDTH	POLE PLATE THICKNESS	TUFFSHEAR BLADE HEIGHT	QC XHD BLADE HEIGHT
13/16" (20mm)	3/4" (19mm)	10-1/8" (257mm)	12-3/8" (314mm)



Martin® QC® Extra Heavy-Duty

### Usable Blade Volume Comparison

BLADE TYPE	BLADE LENGTH	Usable BLADE AREA (cross-section)	Usable BLADE VOLUME
Martin® QC™ XHD	30" (762mm)	17.01 in <sup>2</sup> (109cm <sup>2</sup> )	510.3 in <sup>3</sup> (8362cm <sup>3</sup> )
TuffShear™	30" (762mm)	12.08 in <sup>2</sup> (78cm <sup>2</sup> )	362.7 in <sup>3</sup> (5943cm <sup>3</sup> )



Martin® and QC® #1 are registered trademarks of Martin Engineering, Neponset, IL.

# Part Number Cross-Reference Guide

## Cross-Reference for Replacement of Arch/Gordon Saber® Primary Blades

### Ordering Information

BELT WIDTH	ACTUAL BLADE LENGTH	ARCH/GORDON PART NUMBER	ORDERING NUMBER	CONShear™ ITEM CODE	WT. LBS.
18"	16"	MRBSB000180000	RBAGS-16	75995	7.3
18"	18"	MRBSB00018F000	RBAGS-18	76967	8.2
24"	22"	MRBSB000240000	RBAGS-22	75996	10.1
24"	24"	MRBSB00024F000	RBAGS-24	76968	11.0
30"	28"	MRBSB000300000	RBAGS-28	75997	12.8
30"	30"	MRBSB00030F000	RBAGS-30	76969	13.7
36"	34"	MRBSB000360000	RBAGS-34	75998	15.5
36"	36"	MRBSB00036F000	RBAGS-36	76970	16.5
42"	40"	MRBSB000420000	RBAGS-40	75999	18.3
42"	42"	MRBSB00042F000	RBAGS-42	76971	19.2
48"	46"	MRBSB000480000	RBAGS-46	76028	21.0
48"	48"	MRBSB00048F000	RBAGS-48	76972	21.9
54"	52"	MRBSB000540000	RBAGS-52	76029	23.8
54"	54"	MRBSB00054F000	RBAGS-54	76973	24.7
60"	58"	MRBSB000600000	RBAGS-58	76030	26.5
60"	60"	MRBSB00060F000	RBAGS-60	76974	27.4
72"	70"	MRBSB000720000	RBAGS-70	76031	32.0
72"	72"	MRBSB00072F000	RBAGS-72	76975	32.9
84"	84"	MRBSB00084F000	RBAGS-84	76976	38.4

Additional blade sizes are available upon request. Call for pricing.


Lead time: 1 working day

NOTE: Also works on Falcon Primary Cleaners (Canada).

### Replacement Blade Pin

ORDERING NUMBER	ITEM CODE	WT. LBS.
EZP1BP	75642	0.1

Lead time: 1 working day



### ConShear-LS for Arch/Gordon Mini-Saber Blades

BELT WIDTH		BLADE WIDTH		ARCH/GORDON PART NUMBER	ORDERING NUMBER	CONShear-LS ITEM CODE	WT. LBS.
in.	mm	in.	mm				
18	450	16	400	MRBMN00018	RBAGM-16	77106	3.3
24	600	22	550	MRBMN00024	RBAGM-22	77107	4.6
30	750	28	700	MRBMN00030	RBAGM-28	77108	5.8
36	900	34	850	MRBMN00036	RBAGM-34	77109	7.1
42	1050	40	1000	MRBMN00042	RBAGM-40	77110	8.3
48	1200	46	1150	MRBMN00048	RBAGM-46	77111	9.6

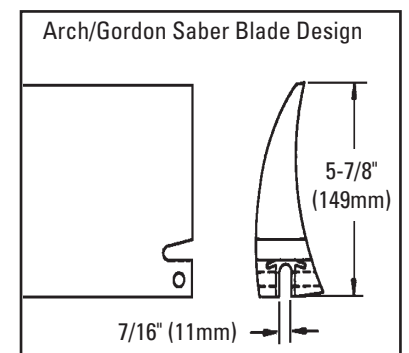
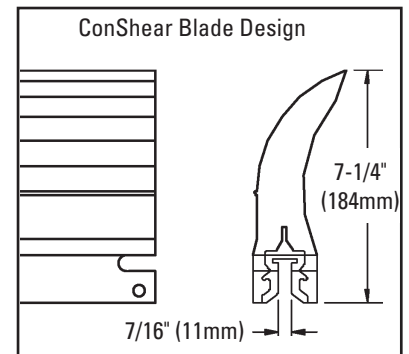
Additional sizes are available upon request. Call for pricing.

### Specifications

SLOT WIDTH	POLE PLATE THICKNESS	CONShear BLADE HEIGHT	SABER BLADE HEIGHT
7/16" (11 mm)	3/8" (9.5mm)	7-1/4" (184mm)	5-7/8" (149mm)

### Usable Blade Volume Comparison

BLADE TYPE	BLADE LENGTH	Usable BLADE AREA (cross-section)	Usable BLADE VOLUME
Arch/Gordon Saber®	28" (711mm)	3.06 in <sup>2</sup> (19cm <sup>2</sup> )	85.7 in <sup>3</sup> (1404cm <sup>3</sup> )
ConShear™	28" (711mm)	5.50 in <sup>2</sup> (35cm <sup>2</sup> )	154.0 in <sup>3</sup> (2523cm <sup>3</sup> )



Saber® is a registered trademark of Arch Environmental Equipment Inc., Paducah, KY.



# Part Number Cross-Reference Guide

## Cross-Reference for Replacement of Arch/Gordon Saber® (SCM) Channel Mount Blades

### Ordering Information

BELT WIDTH	ACTUAL BLADE LENGTH	ARCH/GORDON PART NUMBER	ARCH/GORDON OLD PART NUMBER	ORDERING NUMBER	CONShear™ ITEM CODE	WT. LBS.
18"	16"	MRBCM00018	SCM-016-18	RBAGSCM-16	76572	7.3
24"	22"	MRBCM00024	SCM-016-24	RBAGSCM-22	76573	10.1
30"	28"	MRBCM00030	SCM-016-30	RBAGSCM-28	76574	12.8
36"	34"	MRBCM00036	SCM-016-36	RBAGSCM-34	76575	15.5
42"	40"	MRBCM00042	SCM-016-42	RBAGSCM-40	76576	18.3
48"	46"	MRBCM00048	SCM-016-48	RBAGSCM-46	76577	21.0
54"	52"	MRBCM00054	SCM-016-54	RBAGSCM-52	76578	23.8
60"	58"	MRBCM00060	SCM-016-60	RBAGSCM-58	76579	26.5
72"	70"	MRBCM00072	SCM-016-72	RBAGSCM-70	76581	32.0

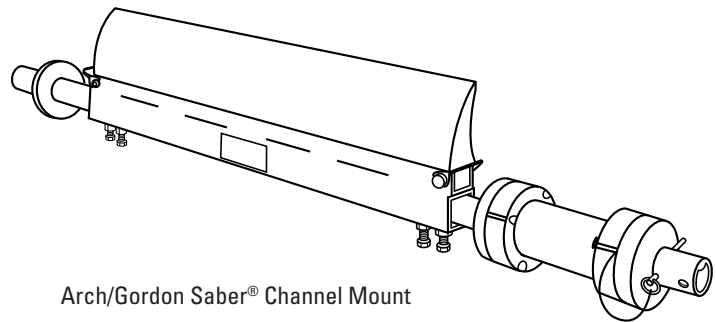
Additional blade sizes are available upon request. Call for pricing.

NOTE: Blade coverage is 2 inches less than belt width.

### Replacement Blade Pin

ORDERING NUMBER	ITEM CODE	WT. LBS.
EZP1BP	75642	0.1

Lead time: 1 working day



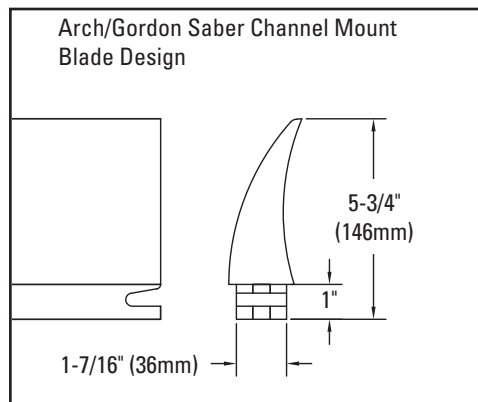
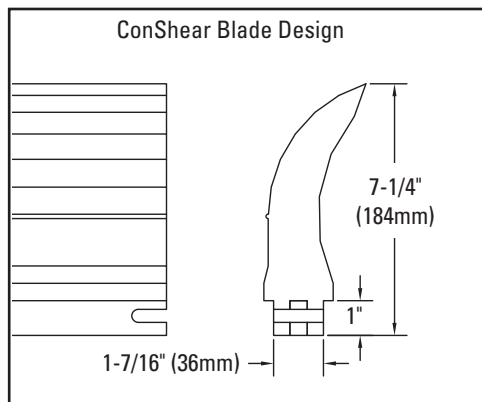
Arch/Gordon Saber® Channel Mount

### Specifications

BASE WIDTH	CONShear BLADE HEIGHT	CHANNEL MOUNT BLADE HEIGHT
1-7/16" (36mm)	7-1/4" (184mm)	5-3/4" (146mm)

### Usable Blade Volume Comparison

BLADE TYPE	BLADE LENGTH	Usable BLADE AREA (cross-section)	Usable BLADE VOLUME
Arch/Gordon Saber® Channel Mount	28" (711mm)	3.06 in <sup>2</sup> (19cm <sup>2</sup> )	85.7 in <sup>3</sup> (1404cm <sup>3</sup> )
ConShear™	28" (711mm)	5.50 in <sup>2</sup> (35cm <sup>2</sup> )	154.0 in <sup>3</sup> (2523cm <sup>3</sup> )



Saber® is a registered trademark of Arch Environmental Equipment Inc., Paducah, KY.

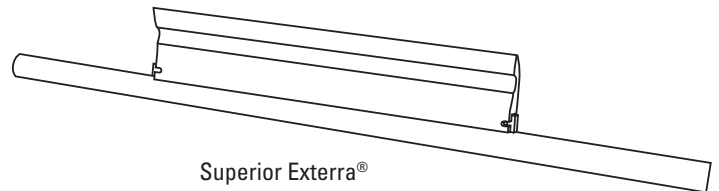
# Part Number Cross-Reference Guide

## Cross-Reference for Replacement of Superior Exterra® Blades

### Ordering Information

BELT WIDTH	ACTUAL BLADE LENGTH	SUPERIOR EXTERRA® PART NUMBER	ORDERING NUMBER	CON SHEAR™ ITEM CODE	WT. LBS.
12"	10"	07-00540	RBSE-10	79861	4.6
18"	16"	07-00541	RBSE-16	79862	7.3
24"	22"	07-00542	RBSE-22	79863	10.1
30"	28"	07-00543	RBSE-28	79864	12.8
36"	34"	07-00544	RBSE-34	79865	15.5
42"	40"	07-00545	RBSE-40	79866	18.3
48"	46"	07-00546	RBSE-46	79867	21.0
54"	52"	07-00547	RBSE-52	79868	23.8
60"	58"	07-00549	RBSE-58	79869	26.5
66"	64"	07-00548	RBSE-64	79870	29.3
72"	70"	07-00550	RBSE-70	79871	32.0

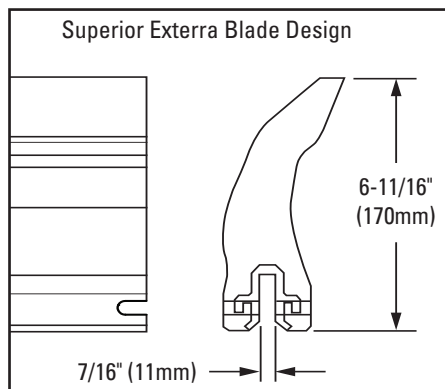
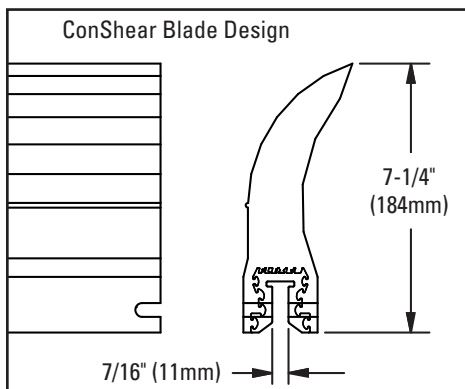
Additional blade sizes are available upon request. Call for pricing.  
NOTE: Blade coverage is 2 inches less than belt width.  
Lead time: 3 working days



Superior Exterra®

### Specifications

SLOT WIDTH	POLE PLATE THICKNESS	CON SHEAR BLADE HEIGHT	EXTERRA BLADE HEIGHT
7/16" (11 mm)	3/8" (9.5mm)	7-1/4" (184mm)	6-11/16" (170mm)



Exterra® is a registered trademark of Superior Industries, Inc. Morris, MN

# Part Number Cross-Reference Guide

## Cross-Reference for Replacement of ASGCO® Skalper® III and IV Blades\*

### Ordering Information

BELT WIDTH	ACTUAL BLADE LENGTH	ASGCO® PART NUMBER	ORDERING NUMBER	CON SHEAR™ ITEM CODE	WT. LBS.
18"	18"	ASG-SK4-18A	RBAS4-18	76032	8.3
24"	24"	ASG-SK4-24A	RBAS4-24	76033	11.0
30"	30"	ASG-SK4-30A	RBAS4-30	76034	13.8
36"	36"	ASG-SK4-36A	RBAS4-36	76035	16.6
42"	42"	ASG-SK4-42A	RBAS4-42	76036	19.3
48"	48"	ASG-SK4-48A	RBAS4-48	76037	22.1
54"	54"	ASG-SK4-54A	RBAS4-54	76038	24.8
60"	60"	ASG-SK4-60A	RBAS4-60	76039	27.6
72"	72"	ASG-SK4-72A	RBAS4-72	76040	33.1

Additional blade sizes are available upon request. Call for pricing.

NOTE: Blade coverage is the same as the belt width.

Blade design is identical to Argonics replacement blade, except for length. Can be interchanged.

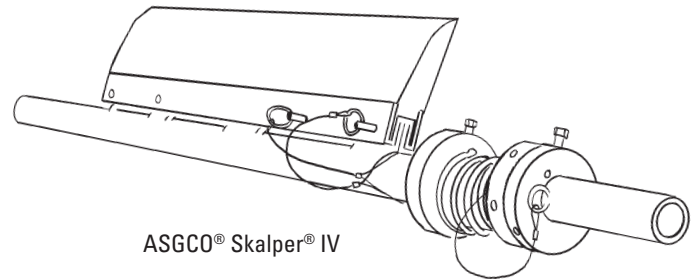
\*Also interchangeable with ASGCO® Skalper® III Blades.

Lead time: 1 working day

### Replacement Blade Pin

ORDERING NUMBER	ITEM CODE	WT. LBS.
RB38BP	79481	0.2

Lead time: 1 working day



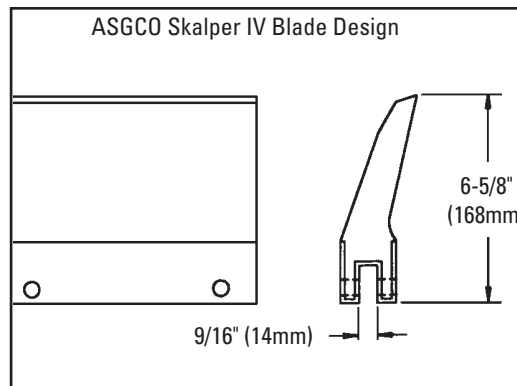
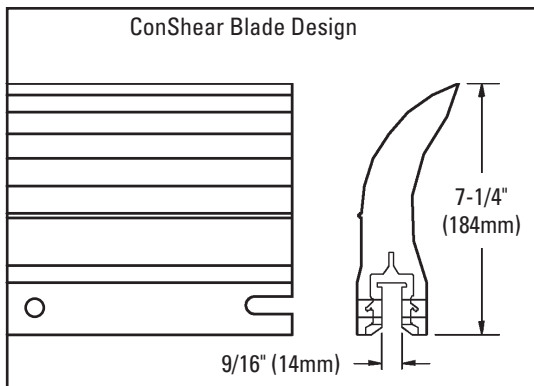
ASGCO® Skalper® IV

### Specifications

SLOT WIDTH	POLE PLATE THICKNESS	CON SHEAR™ BLADE HEIGHT	SKALPER BLADE HEIGHT
9/16" (14mm)	1/2" (12.5mm)	7-1/4" (184mm)	6-5/8" (168mm)

### Usable Blade Volume Comparison

BLADE TYPE	BLADE LENGTH	Usable BLADE AREA (cross-section)	Usable BLADE VOLUME
ASGCO® Skalper® IV	28" (711mm)	3.29 in <sup>2</sup> (21cm <sup>2</sup> )	92.1 in <sup>3</sup> (1509cm <sup>3</sup> )
ConShear™	28" (711mm)	5.50 in <sup>2</sup> (35cm <sup>2</sup> )	154.0 in <sup>3</sup> (2523cm <sup>3</sup> )



ASGCO® and Skalper® are registered trademarks of ASGCO Mfg, Inc., Allentown, PA.

# Part Number Cross-Reference Guide

## Cross-Reference for Replacement of Argonics™ Raptor™ Blades

### Ordering Information

BELT WIDTH	ACTUAL BLADE LENGTH	ARGONICS PART NUMBER	ORDERING NUMBER	CONShear™ ITEM CODE	WT. LBS.
12"	10"	CP-RE-10-G83	RBAER-10	76041	4.6
18"	16"	CP-RE-16-G83	RBAER-16	76042	7.3
24"	22"	CP-RE-22-G83	RBAER-22	76043	10.1
30"	28"	CP-RE-28-G83	RBAER-28	76044	12.8
36"	34"	CP-RE-34-G83	RBAER-34	76045	15.5
42"	40"	CP-RE-40-G83	RBAER-40	76046	18.3
46"	44"	CP-RE-44-G83	RBAER-44	76655	20.1
48"	46"	CP-RE-46-G83	RBAER-46	76047	21.0
54"	52"	CP-RE-52-G83	RBAER-52	76048	23.8
60"	58"	CP-RE-58-G83	RBAER-58	76049	26.5
72"	70"	CP-RE-70-G83	RBAER-70	76050	32.0

Additional blade sizes are available upon request. Call for pricing.

NOTE: Blade coverage is 2 inches less than the belt width.

Blade design is identical to ASGCO replacement blade, except for length. Can be interchanged.

Lead time: 1 working day

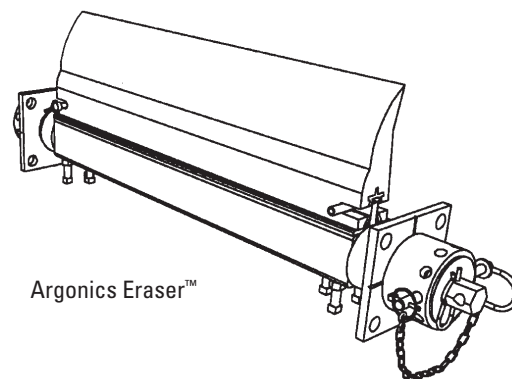
### Replacement Blade Pin

ORDERING NUMBER	ITEM CODE	WT. LBS.
RB38BP	79481	0.2

Lead time: 1 working day

### Specifications

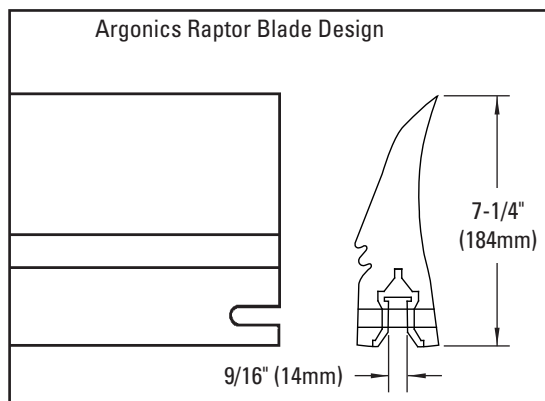
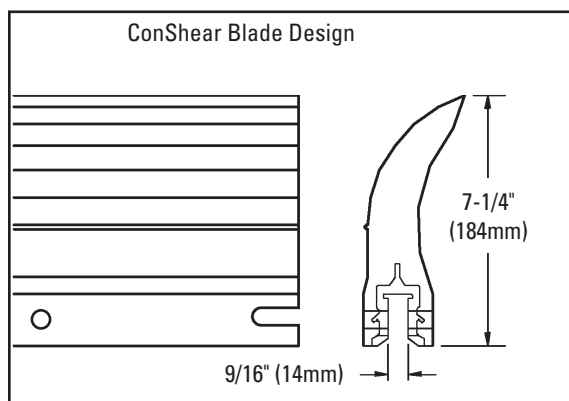
SLOT WIDTH	POLE PLATE THICKNESS	CONShear BLADE HEIGHT	RAPTOR BLADE HEIGHT
9/16" (14mm)	1/2" (12.5mm)	7-1/4" (184mm)	7-1/4" (184mm)



Argonics Eraser™

### Usable Blade Volume Comparison

BLADE TYPE	BLADE LENGTH	Usable BLADE AREA (cross-section)	Usable BLADE VOLUME
Argonics™ Raptor™	28" (711mm)	4.25 in <sup>2</sup> (27cm <sup>2</sup> )	119.0 in <sup>3</sup> (1950cm <sup>3</sup> )
ConShear™	28" (711mm)	5.50 in <sup>2</sup> (35cm <sup>2</sup> )	154.0 in <sup>3</sup> (2523cm <sup>3</sup> )



Eraser™ and Raptor™ are registered trademarks of Argonics, Inc., Marquette, MI.

# Part Number Cross-Reference Guide

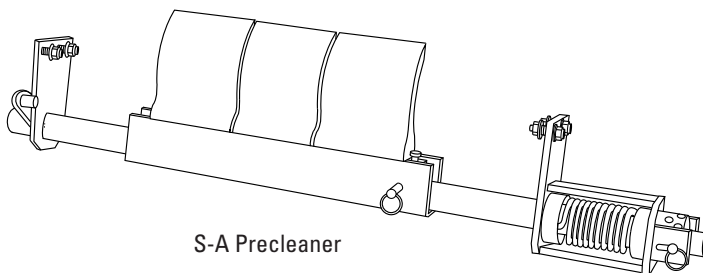
## Cross-Reference for Replacement of Stephens-Adamson Metso/Trellex Blades

### Ordering Information

ACTUAL BLADE LENGTH	SA PART NUMBER	ORDERING NUMBER	CONSHEAR™ ITEM CODE	WT. LBS.
6"	ABC90	RB6SA	76570	3.1

Blades fit into cartridge that mounts on the pole.

Lead time: 1 working day



S-A Precleaner

### Cleaner Blades Required Per Belt Width

in.	18	24	30	36	42	48	54	60	72
mm	450	600	750	900	1050	1200	1350	1500	1800
Blades Required	2	3	4	5	6	7	8	9	11

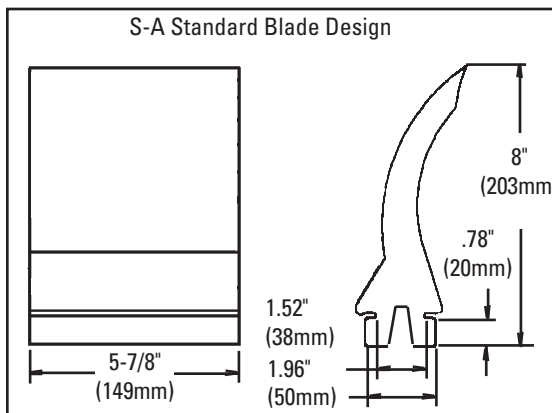
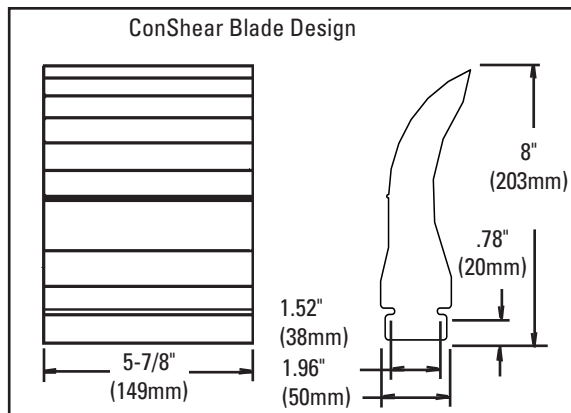
NOTE: Blade coverage is 6 inches less than the belt width.

### Specifications

BASE WIDTH	BASE HEIGHT	CONSHEAR BLADE HEIGHT	S-A BLADE HEIGHT
1.96" (50mm)	.78" (20mm)	8" (203mm)	8" (203mm)

### Usable Blade Volume Comparison

BLADE TYPE	BLADE LENGTH	Usable BLADE AREA (cross-section)	Usable BLADE VOLUME
S-A Metso/Trellex	6" (152mm)	3.88 in <sup>2</sup> (25cm <sup>2</sup> )	22.8 in <sup>3</sup> (373cm <sup>3</sup> )
ConShear™	6" (152mm)	5.50 in <sup>2</sup> (35cm <sup>2</sup> )	33.0 in <sup>3</sup> (540cm <sup>3</sup> )



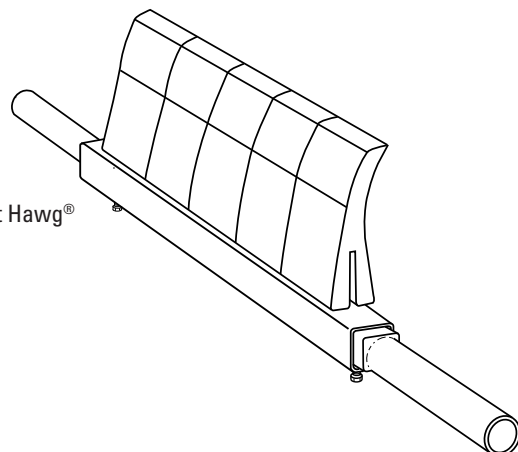
# Part Number Cross-Reference Guide

## Cross-Reference for Replacement of Martin® Durt Hawg® Precleaner Blades

### Ordering Information

ACTUAL BLADE LENGTH	MARTIN® PART NUMBER	ORDERING NUMBER	CON SHEAR™ ITEM CODE	WT. LBS.
6"	27987-C	RB6DH	76571	3.3

Lead time: 1 working day



Martin® Durt Hawg®  
Precleaner

### Cleaner Blades Required Per Belt Width

in.	18	24	30	36	42	48	54	60	72
mm	450	600	750	900	1050	1200	1350	1500	1800
Blades Required	2	3	4	5	6	7	8	9	11

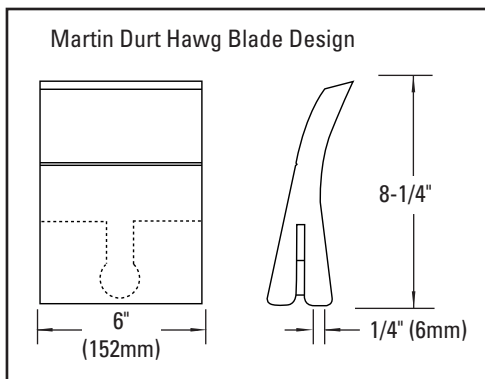
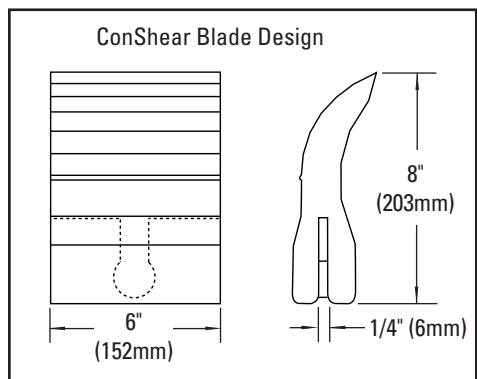
NOTE: Blade coverage is 6 inches less than the belt width.

### Specifications

SLOT WIDTH	CON SHEAR™ BLADE HEIGHT	DURT HAWG BLADE HEIGHT
1/4" (6mm)	8" (203mm)	8-1/4" (209.5mm)

### Usable Blade Volume Comparison

BLADE TYPE	BLADE LENGTH	Usable BLADE AREA (cross-section)	Usable BLADE VOLUME
Martin® Durt Hawg	6" (152mm)	3.80 in <sup>2</sup> (24.5cm <sup>2</sup> )	22.2 in <sup>3</sup> (363cm <sup>3</sup> )
ConShear™	6" (152mm)	5.50 in <sup>2</sup> (35cm <sup>2</sup> )	33.0 in <sup>3</sup> (540cm <sup>3</sup> )



Martin® and Durt Hawg® are registered trademarks of Martin Engineering, Neponset, IL.

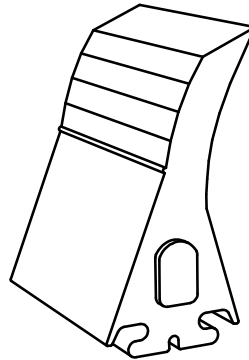
# Part Number Cross-Reference Guide

## Cross-Reference for Replacement of Martin® Durt Tracker® Precleaner Blades SD 6

### Ordering Information

BLADE WIDTH	MARTIN® PART NUMBER	ORDERING NUMBER	ITEM CODE	WT. LBS.
6" (152mm)	30333-06XX	RBDT-6C	90614	3.2

Lead time: 1 working day



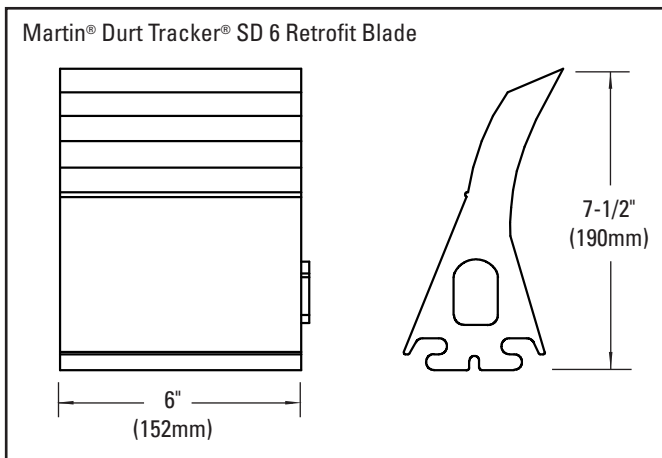
Martin® Durt Tracker®  
Replacement Blade

### Specifications

BLADE TYPE	BLADE WIDTH	BLADE HEIGHT
SD 6	6" (152mm)	7-1/2" (190mm)

### Usable Blade Volume

BLADE TYPE	BLADE WIDTH	Usable BLADE AREA (cross-section)	Usable BLADE VOLUME
Martin® Durt Tracker® SD 6 Retrofit Blade	6" (152mm)	3.7 in <sup>2</sup> (45cm <sup>2</sup> )	22.3 in <sup>3</sup> (365cm <sup>3</sup> )



Martin® and Durt Tracker® are registered trademarks of Martin Engineering, Neponset, IL.



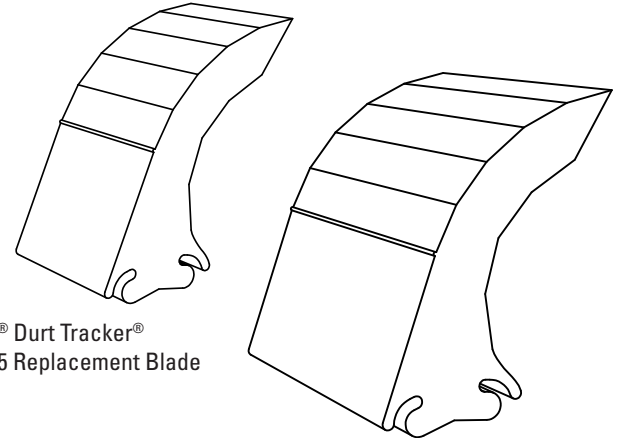
# Part Number Cross-Reference Guide

## Cross-Reference for Replacement of Martin® Durt Tracker® XHD Precleaner Blades XHD 6.5 & XHD 13

### Ordering Information

BLADE WIDTH	ORDERING NUMBER	ITEM CODE	WT. LBS.
6.5" (165mm)	RBDTXHD-6.5C	77517	6.5
13" (330mm)	RBDTXHD-13C	90615	13.1

Lead time: 1 working day



Martin® Durt Tracker®  
XHD 6.5 Replacement Blade

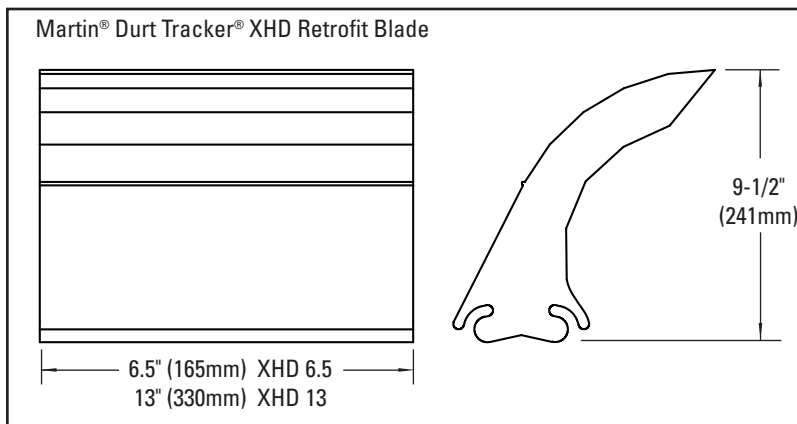
Martin® Durt Tracker®  
XHD 13 Replacement Blade

### Specifications

BLADE TYPE	BLADE WIDTH	BLADE HEIGHT
XHD 6.5	6.5" (165mm)	9-1/2" (241mm)
XHD 13	13" (330mm)	

### Usable Blade Volume

BLADE TYPE	BLADE WIDTH	Usable BLADE AREA (cross-section)	Usable BLADE VOLUME
Martin® Durt Tracker® XHD 6.5 Retrofit Blade	6.5" (165mm)	12.1 in <sup>2</sup> (78cm <sup>2</sup> )	78 in <sup>3</sup> (1278cm <sup>3</sup> )
Martin® Durt Tracker® XHD 13 Retrofit Blade	13" (330mm)		156 in <sup>3</sup> (2556cm <sup>3</sup> )



Martin® and Durt Tracker® are registered trademarks of Martin Engineering, Neponset, IL.

# Product Ordering Information

V-Plow

## V-Plow\*

SIZE	BELT WIDTH		ORDERING NUMBER	ITEM CODE	WT. LBS.
	in.	mm			
Extra Small	18-24	450-600	CBV-XS	73131	53.0
Small	30-36	750-900	CBV-S	73132	65.0
Medium	42-48	1050-1200	CBV-M	73133	74.0
Large	54-60	1350-1500	CBV-L	73134	84.0
72"	72	1800	CBV-72	74389	150.0
84"	84	2100	CBV-84	74390	175.0
96"	96	2400	CBV-96	74391	200.0

\*Use next larger size for belt widths between ranges.  
Lead time: 1 working day



## Replacement Blade Kits\*\*

SIZE	BELT WIDTH		ORDERING NUMBER	ITEM CODE	WT. LBS.
	in.	mm			
Extra Small	18-24	450-600	VBK-XS	73190	4.5
Small	30-36	750-900	VBK-S	73191	6
Medium	42-48	1050-1200	VBK-M	73192	7.5
Large	54-60	1350-1500	VBK-L	73193	9
72"	72	1800	VBK-72	74457	13
84"	84	2100	VBK-84	74458	15
96"	96	2400	VBK-96	74459	17

\*\*Kit includes blades and replacement blade bolts.  
Lead time: 1 working day



## Optional Polyurethane Blade Kits\*\*

Typically provides 3 to 5 times longer wear life. PU blades are blue in color.

SIZE	BELT WIDTH		ORDERING NUMBER	ITEM CODE	WT. LBS.
	in.	mm			
Extra Small	18-24	450-600	VUBK-XS	75570	5.4
Small	30-36	750-900	VUBK-S	75571	8
Medium	42-48	1050-1200	VUBK-M	75572	10.5
Large	54-60	1350-1500	VUBK-L	75573	13
72"	72	1800	VUBK-72	75574	15.9
84"	84	2100	VUBK-84	75575	18.5
96"	96	2400	VUBK-96	75576	21

\*\*Kit includes blades and replacement blade bolts.  
Lead time: 1 working day

Shaded items are made to order.  
Lead time: 10 working days

## Product Notes:

- Exclusive blade design – 20° slant on leading edge spirals debris off the belt.
- Self-adjusting blade – the blade floats on the belt and self-adjusts as it wears.
- Unique blade adjuster – turnbuckle-type adjuster allows the blade to be accurately positioned to the belt.
- Easy to install – comes fully assembled and can be placed right into position on the conveyor.

# Product Ordering Information

## Diagonal Plow

### Diagonal Plows\*


SIZE	BELT WIDTH		ORDERING NUMBER	ITEM CODE	WT. LBS.
	in.	mm			
Small	18-30	450-750	RDP1-S	74692	45.0
Medium	36-42	900-1050	RDP1-M	74693	56.0
Large	48-60	1200-1500	RDP1-L	74694	70.0
Extra Large	72-84	1800-2100	RDP1-XL	74695	96.0

\*Use next larger size for belt widths between ranges.  
Lead time: 1 working day

### Replacement Blade Kits\*\*

SIZE	BELT WIDTH		ORDERING NUMBER	ITEM CODE	WT. LBS.
	in.	mm			
Small	18-30	450-750	RDPBK-S	74699	4.0
Medium	36-42	900-1050	RDPBK-M	74700	5.6
Large	48-60	1200-1500	RDPBK-L	74701	8.4
Extra Large	72-84	1800-2100	RDPBK-XL	74702	12.0

\*\*Kit includes blade and replacement blade bolts.  
Lead time: 1 working day



### Product Notes:

- A belt cleaner for the tail pulley. Prevents damage to the belt, pulley, lagging, and belt splice.
- Keeps fugitive materials off the inside of the belt and out of the tail pulley.
- Installed at a 45° angle across the belt to discharge material to one predetermined side.
- The blade is installed in a fixed position, eliminating any bouncing problems.
- Exclusive 20° angled blade quickly spirals material off the belt.

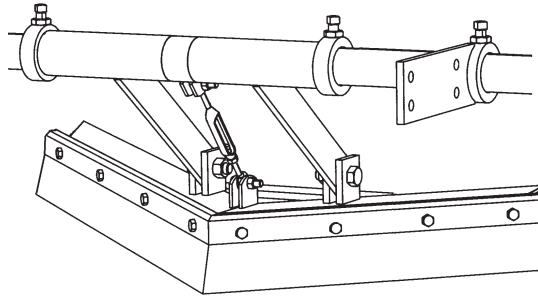
# Specifications & Guidelines

## V-Plow & Diagonal Plow

### V-Plow Belt Width Specifications

SIZE	BELT WIDTH (Min-Max)	
	in.	mm
Extra Small	18-24	450-600
Small	30-36	750-900
Medium	42-48	1050-1200
Large	54-60	1350-1500
72"	72	1800
84"	84	2100
96"	96	2400

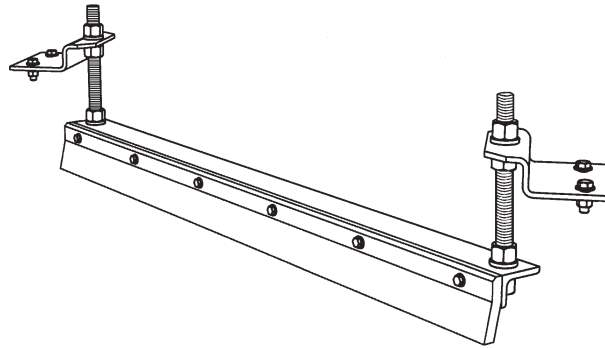
Use next larger size for belt widths between ranges.



### Diagonal Plow Belt Width Specifications

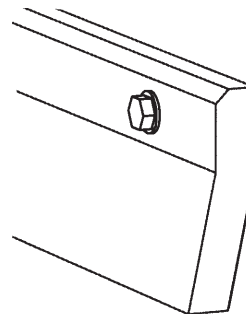
SIZE	BELT WIDTH (Min-Max)	
	in.	mm
Small	18-30	450-750
Medium	36-42	900-1050
Large	48-60	1200-1500
Extra Large	72-84	1800-2100

Use next larger size for belt widths between ranges.



### V-Plow & Diagonal Plow Blade Specifications:

- Material..... UHMWPE
- Durometer..... 67-D
- Working Temperature..... -40 to 160°F (-40 to 71°C)
- Grease & Chemical Resistance ..... Excellent
- Sticky Material Performance ..... Excellent



### Application Guidelines:

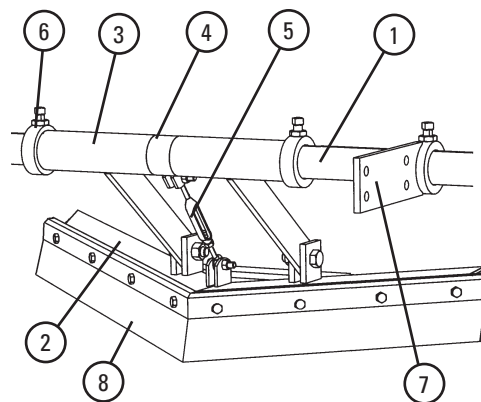
- Belt Splice ..... Mechanically Fastened/Vulcanized
- Belt Speed ..... 1000 FPM (5M/sec) for V-Plow; 700 FPM (3.5M/sec) for Diagonal Plow
- Belt Direction ..... One Way

# Replacement Parts Lists

## V-Plow & Diagonal Plow

### Replacement Parts - V-Plow

REF	DESCRIPTION	BELT WIDTH (Min-Max)		ORDERING NUMBER	ITEM CODE	WT. LBS.
		in.	mm			
1	V-Plow Pole XS	18-24	450-600	VPXS	73400	13.0
	V-Plow Pole S	30-36	750-900	VPS	73408	15.0
	V-Plow Pole M	42-48	1050-1200	VPM	73409	18.0
	V-Plow Pole L	54-60	1350-1500	VPL	73410	21.0
	V-Plow Pole 72"	72	1800	VP72	74395	24.0
	V-Plow Pole 84"	84	2100	VP84	74396	27.0
	V-Plow Pole 96"	96	2400	VP96	74397	30.0
2	V-Plow Mainframe XS	18-24	450-600	VMFXS	73535	12.0
	V-Plow Mainframe S	30-36	750-900	VMFS	73549	15.0
	V-Plow Mainframe M	42-48	1050-1200	VMFM	74037	22.0
	V-Plow Mainframe L	54-60	1350-1500	VMFL	74038	28.0
	V-Plow Mainframe 72"	72	1800	VMF72	74398	35.0
	V-Plow Mainframe 84"	84	2100	VMF84	74399	42.0
	V-Plow Mainframe 96"	96	2400	VMF96	74440	50.0
3	VP Main Linkage Kit* (1 ea.)			VMLK	74982	5.0
4	VP Center Sleeve			VCS	73533	1.0
5	V-Plow Adjuster Kit*			VAK	76416	0.5
6	VP Stop Collar* (1 ea.)			VSC	74983	1.0
7	VP Mounting Bracket Kit* (1 ea.)			VMBK	73399	5.0



### Replacement Blade Kits\*\*

8	Replacement Blade Kit XS	18-24	450-600	VBK-XS	73190	4.5
	Replacement Blade Kit S	30-36	750-900	VBK-S	73191	6.0
	Replacement Blade Kit M	42-48	1050-1200	VBK-M	73192	7.5
	Replacement Blade Kit L	54-60	1350-1500	VBK-L	73193	9.0
	Replacement Blade Kit 72"	72	1800	VBK-72	74457	13.0
	Replacement Blade Kit 84"	84	2100	VBK-84	74458	15.0
	Replacement Blade Kit 96"	96	2400	VBK-96	74459	17.0

\*Hardware included

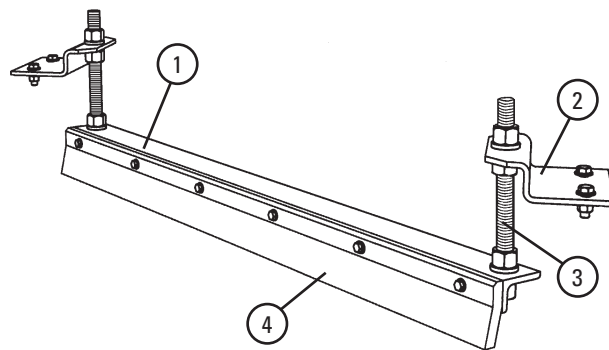
\*\*Kit includes blades and replacement blade bolts.

Lead time: 1 working day

Shaded items are made to order.  
Lead time: 10 working days

### Replacement Parts - Diagonal Plow

REF	DESCRIPTION	BELT WIDTH (Min-Max)		ORDERING NUMBER	ITEM CODE	WT. LBS.
		in.	mm			
1	Small Plow Frame	18-30	450-750	RDPF-S	75566	18.1
	Medium Plow Frame	36-42	900-1050	RDPF-M	75567	26.3
	Large Plow Frame	48-60	1200-1500	RDPF-L	75568	38.4
	Extra Large Plow Frame	72-84	1800-2100	RDPF-XL	75569	60.7
2	Mounting Bracket Kit* (1 ea.)			RDPMBK	74698	6.1
3	Mounting Shaft Kit* (1 ea.)			RDPMSK	74705	3.6



### Replacement Blade Kits\*\*

4	Small Plow Blade Kit	18-30	450-750	RDPBK-S	74699	4.0
	Medium Plow Blade Kit	36-42	900-1050	RDPBK-M	74700	5.6
	Large Plow Blade Kit	48-60	1200-1500	RDPBK-L	74701	8.4
	Extra Large Plow Blade Kit	72-84	1800-2100	RDPBK-XL	74702	12.0

\*Hardware included

\*\*Kit includes blades and replacement blade bolts.

Lead time: 1 working day


# Product Ordering Information

**MXDP**  
*Diagonal Plow*

## MXDP Diagonal Plow

BELT WIDTH		ORDERING NUMBER	ITEM CODE	WT. LBS.
in.	mm			
48	1200	MXDP-48/1200	106063	198.0
54	1350	MXDP-54/1350	106064	207.0
60	1500	MXDP-60/1500	106065	215.0
66	1650	MXDP-66/1650	106066	223.0
72	1800	MXDP-72/1800	106067	232.0
78	1950	MXDP-78/1950	106068	241.0
84	2100	MXDP-84/2100	106069	249.0
96	2400	MXDP-96/2400	106070	266.0
108	2700	MXDP-108/2700	106071	283.0
120	3000	MXDP-120/3000	106072	300.0

Lead time: 4 weeks



## MXDP Diagonal Plow with Hungry Board

BELT WIDTH		ORDERING NUMBER	ITEM CODE	WT. LBS.
in.	mm			
48	1200	MXDP-48/1200-H	106265	218.0
54	1350	MXDP-54/1350-H	106266	229.0
60	1500	MXDP-60/1500-H	106267	239.0
66	1650	MXDP-66/1650-H	106268	249.0
72	1800	MXDP-72/1800-H	106269	260.0
78	1950	MXDP-78/1950-H	106270	272.0
84	2100	MXDP-84/2100-H	106271	281.0
96	2400	MXDP-96/2400-H	106272	302.0
108	2700	MXDP-108/2700-H	106273	324.0
120	3000	MXDP-120/3000-H	106274	345.0

Lead time: 4 weeks

## Replacement Blades

BELT WIDTH		ORDERING NUMBER	ITEM CODE	WT. LBS.
in.	mm			
48	1200	MXDPB-48/1200	106122	26.0
54	1350	MXDPB-54/1350	106123	29.0
60	1500	MXDPB-60/1500	106124	31.0
66	1650	MXDPB-66/1650	106125	34.0
72	1800	MXDPB-72/1800	106126	37.0
78	1950	MXDPB-78/1950	106127	40.0
84	2100	MXDPB-84/2100	106128	43.0
96	2400	MXDPB-96/2400	106129	48.0
108	2700	MXDPB-108/2700	106130	54.0
120	3000	MXDPB-120/3000	106131	59.0

Lead time: 4 weeks

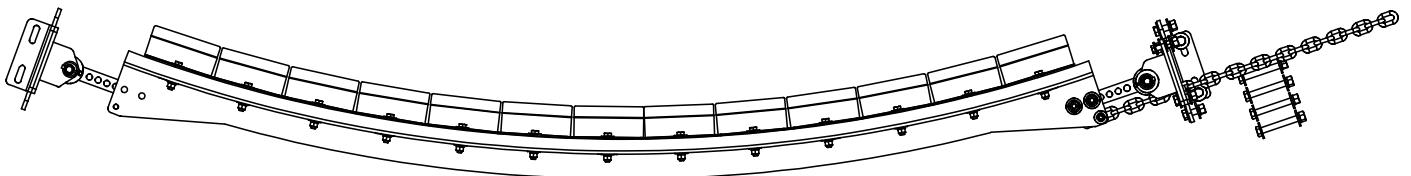
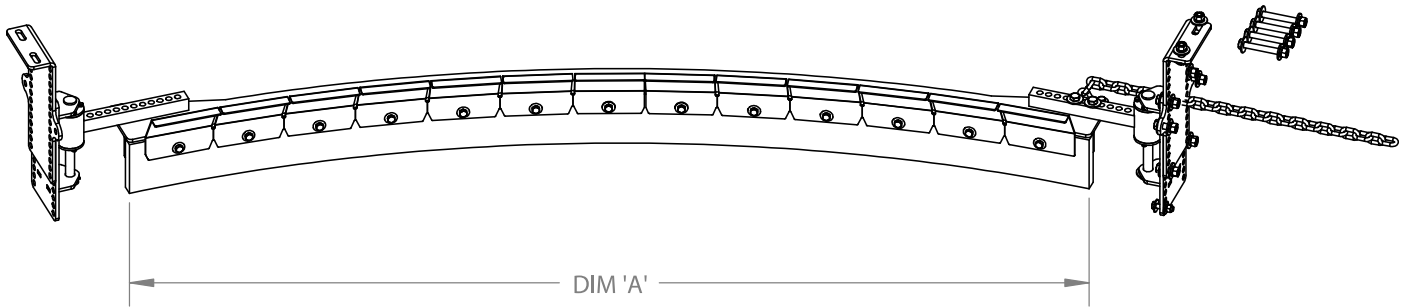
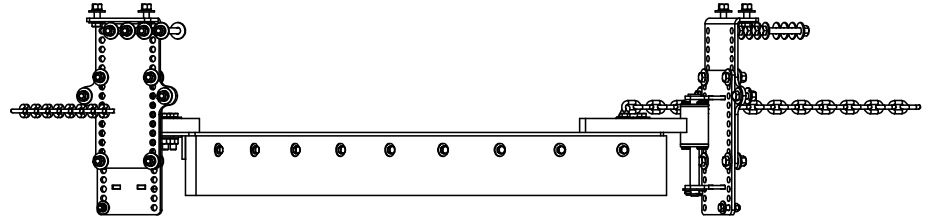
## Product Notes:

- A belt cleaner for the tail pulley. Prevents damage to the belt, pulley, lagging, and belt splice.
- Keeps fugitive materials off the inside of the belt and out of the tail pulley.
- Installed at a 45° angle across the belt to discharge material to one predetermined side.
- Safety chain included.

# Specifications & Guidelines

**MXDP**  
Diagonal Plow

SPECIFICATIONS			
BELT WIDTH		DIMENSION 'A'	
in.	mm	in.	mm
48	1200	71-5/8	1791
54	1350	79-1/2	1988
60	1500	87-3/8	2184
66	1650	94-5/16	2358
72	1800	103-1/8	2578
78	1950	111-1/16	2777
84	2100	118-7/8	2972
96	2400	134-9/16	3364
108	2700	150-1/4	3756
120	3000	166	4150



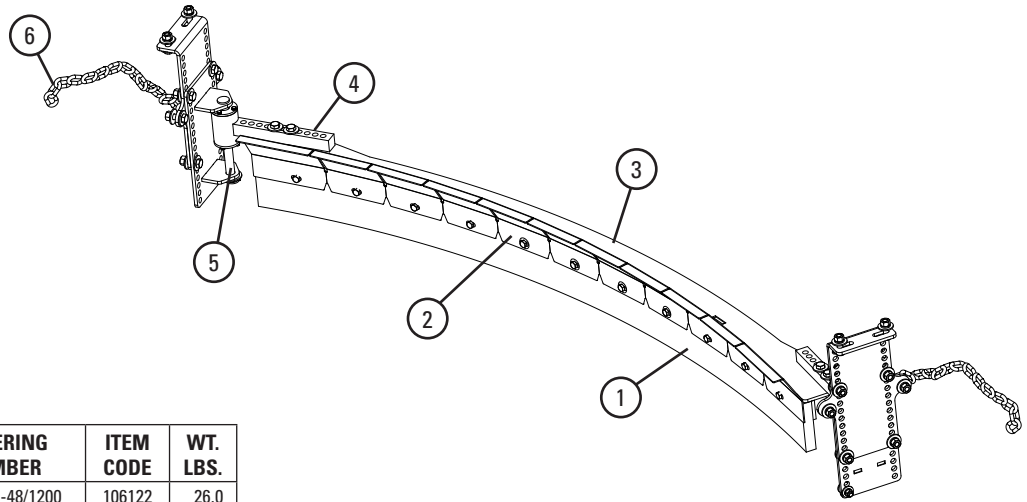
## Specifications:

- Maximum Belt Speed .....2000 FPM (10.0 m/s)
- Belt Direction .....One Way
- Temperature Rating .....-20 to 180°F (-30 to 82°C)
- Available for Belt Widths .....48 to 120" (1200 to 3000mm)
- Belt Splice .....Mechanically Fastened/Vulcanized
- Blade Material .....Polyurethane



# Replacement Parts Lists

**MXDP**  
Diagonal Plow



## Replacement Parts

REF	DESCRIPTION	ORDERING NUMBER	ITEM CODE	WT. LBS.
1	48" (1200mm) Blade	MXDPB-48/1200	106122	26.0
	54" (1350mm) Blade	MXDPB-54/1350	106123	29.0
	60" (1500mm) Blade	MXDPB-60/1500	106124	31.0
	66" (1650mm) Blade	MXDPB-66/1650	106125	34.0
	72" (1800mm) Blade	MXDPB-72/1800	106126	37.0
	78" (1950mm) Blade	MXDPB-78/1950	106127	40.0
	84" (2100mm) Blade	MXDPB-84/2100	106128	43.0
	96" (2400mm) Blade	MXDPB-96/2400	106129	48.0
	108" (2700mm) Blade	MXDPB-108/2700	106130	54.0
	120" (3000mm) Blade	MXDPB-120/3000	106131	59.0
2	48" (1200mm) Hungry Board	MXDPH-48/1200	106106	20.0
	54" (1350mm) Hungry Board	MXDPH-54/1350	106107	22.0
	60" (1500mm) Hungry Board	MXDPH-60/1500	106108	25.0
	66" (1650mm) Hungry Board	MXDPH-66/1650	106109	26.0
	72" (1800mm) Hungry Board	MXDPH-72/1800	106110	28.0
	78" (1950mm) Hungry Board	MXDPH-78/1950	106111	31.0
	84" (2100mm) Hungry Board	MXDPH-84/2100	106112	33.0
	96" (2400mm) Hungry Board	MXDPH-96/2400	106113	36.0
	108" (2700mm) Hungry Board	MXDPH-108/2700	106114	41.0
	120" (3000mm) Hungry Board	MXDPH-120/3000	106115	45.0
3	48" (1200mm) Frame	MXDPF-48/1200	106634	54.0
	54" (1350mm) Frame	MXDPF-54/1350	106635	60.0
	60" (1500mm) Frame	MXDPF-60/1500	106636	65.0
	66" (1650mm) Frame	MXDPF-66/1650	106637	70.0
	72" (1800mm) Frame	MXDPF-72/1800	106638	76.0
	78" (1950mm) Frame	MXDPF-78/1950	106639	81.0
	84" (2100mm) Frame	MXDPF-84/2100	106640	87.0
	96" (2400mm) Frame	MXDPF-96/2400	106641	98.0
	108" (2700mm) Frame	MXDPF-108/2700	106642	109.0
	120" (3000mm) Frame	MXDPF-120/3000	106643	120.0
4	Mounting Arm Kit* (1 ea.)	MXDP-MAK	106095	26.0
5	Mounting Pin Kit* (1 ea.)	MXDP-MPK	106548	3.0
6	Safety Chain Kit* (1 ea.)	MXCP-SCK	106624	5.0
-	Mounting Kit - Complete (incl. 2 ea. mounting plates, 4, 5, 6)	MXDP-MK	106549	115.0

\*Hardware included


Lead time: 4 weeks

# Product Ordering Information

## Belt Support Bar Belt Support Systems

### Belt Support Bar

SIZE	ORDERING NUMBER	ITEM CODE	WT. LBS.
1	BSB-1	112918	50.1
2	BSB-2	112919	52.4
3	BSB-3	112920	53.6
4	BSB-4	112921	61.3
5	BSB-5	112922	67.2
6	BSB-6	112923	83.5



ADJUSTMENT RANGE				
SIZE	MIN. DISTANCE		MAX. DISTANCE	
	in.	mm	in.	mm
1	11-3/4	298	14-3/4	375
2	13-3/16	335	17-1/2	445
3	14-1/8	359	19-1/2	495
4	15-15/16	405	23-1/4	591
5	19-9/16	497	30-1/2	775
6	23-13/16	605	38-1/2	978

Refer to the charts for correct size.

**NOTE:** Based on standard width CEMA troughing idler.

**NOTE:** For Class B or Class F, please contact Flexco.

### CEMA Class C

BELT WIDTH		TROUGH ANGLE		
in.	mm	20°	35°	45°
18	450	SIZE 1*	SIZE 1*	SIZE 1*
24	600	SIZE 1	SIZE 1	SIZE 1
30	750	SIZE 1	SIZE 1	SIZE 2
36	900	SIZE 2	SIZE 2	SIZE 3
42	1050	SIZE 3	SIZE 3	SIZE 4
48	1200	SIZE 3	SIZE 4	SIZE 4
54	1350	SIZE 4	SIZE 4	SIZE 4
60	1500	SIZE 4	SIZE 4	SIZE 5

\*Mount on the vertical face of the stringer.

### CEMA Class D

BELT WIDTH		TROUGH ANGLE		
in.	mm	20°	35°	45°
24	600	SIZE 1	SIZE 1	SIZE 1
30	750	SIZE 1	SIZE 2	SIZE 2
36	900	SIZE 2	SIZE 2	SIZE 3
42	1050	SIZE 3	SIZE 3	SIZE 4
48	1200	SIZE 3	SIZE 4	SIZE 4
54	1350	SIZE 4	SIZE 4	SIZE 4
60	1500	SIZE 4	SIZE 4	SIZE 5
72	1800	SIZE 5	SIZE 5	SIZE 6

### CEMA Class E

BELT WIDTH		TROUGH ANGLE		
in.	mm	20°	35°	45°
36	900	SIZE 2	SIZE 3	SIZE 3
42	1050	SIZE 3	SIZE 4	SIZE 4
48	1200	SIZE 4	SIZE 4	SIZE 4
54	1350	SIZE 4	SIZE 4	SIZE 4
60	1500	SIZE 5	SIZE 5	SIZE 5
72	1800	SIZE 5	SIZE 5	SIZE 6
84	2100	SIZE 6	SIZE 6	SIZE 6
96	2400	SIZE 6	SIZE 6	SIZE 6

### Replacement Parts

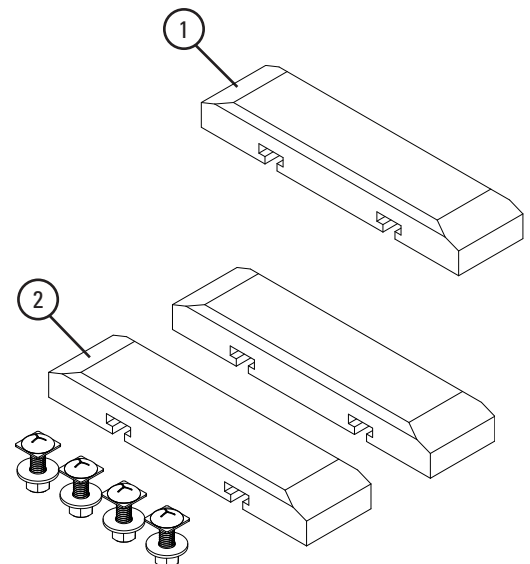
REF	DESCRIPTION	ORDERING NUMBER	ITEM CODE	WT. LBS.
1	Bar Replacement	BSB-BR	112960	1.7
2	Bar Replacement Kit	BSB-BRK	112956	2.0

### Specifications:

- Maximum Belt Speed ..... 1000 FPM (5M/sec)
- Temperature Rating ..... -20 to 180°F (-28 to 82°C)
- Horizontal Clearance Required ..... 16 to 30" (406 to 750mm)
- Available for Belt Widths ..... 18 to 96" (450 to 2400mm).

### Product Notes:

- Intended to be located near load zone, skirting and idlers. Not intended for impact area.



# Specifications & Guidelines

## Flexco Slider/Impact Beds

### Easy Solution for Load Zone Problems

- Complete load zone offering with slider beds through impact beds for up to 750 ft-lbs of force.
- No specifying trough angle; each bed is adjustable for 20°, 35° and 45° trough settings (ships at 35° setting).
- Low-profile installation. Because EZ Series beds feature trough wings that are adjustable, they lay flat during installation, providing more clearance.
- Full UHMW slider bars included on outside bar to provide proper sealing and long life.
- Unique Impact Bar Supports protect the impact bars from damage, extending service life. An Anti-Migratory Tab on each support secures the bar and prevents it from sliding in the direction of belt travel.
- All beds are manufactured for mounting holes belt width + 9" (225mm), per CEMA. For wider structure, contact Customer Service for special quote.

**How to spec the correct slider/impact bed for your conveyor transfer point**

**Roller Size and CEMA Rating**  
 5" (125mm)  6" (150mm)   
 CEMA C  D  E   
 Belt Width: \_\_\_\_\_  
 Bed Length: 4' (1.2M)  5' (1.5M)

### Impact Energy Calculation Chart

Drop Height (h)

Largest Material Lump Weight (w)

**Impact Energy**  
 Lump Weight (w) \_\_\_\_\_  
 Drop Height (h) x \_\_\_\_\_  
 Total = **lb-ft** See Below

0 lb-ft— **EZSB-C**  
 0 - 200 lb-ft— **EZSB-I or EZIB-L**  
 (25kg-m)  
 200 - 750 lb-ft— **EZIB-M**  
 (25-100 kg-m)


# Product Ordering Information

## EZSB-C Flexco Slider Beds

### 4' (1.2M) Length

BELT WIDTH		TONNAGE RATING (ton/hr)	ORDERING NUMBER	ITEM CODE	WT. LBS
in.	mm				
24	600	–	EZSB24-4C	78855	244.1
30	750	–	EZSB30-4C	78856	263.2
36	900	–	EZSB36-4C	78857	289.0
42	1050	–	EZSB42-4C	78858	358.8
48	1200	–	EZSB48-4C	78859	385.7
54	1350	–	EZSB54-4C	78860	455.1
60	1500	–	EZSB60-4C	78861	478.7
72	1800	–	EZSB72-4C	78862	513.0

For non-impact areas.  
Lead time: 1 working day



### 5' (1.5M) Length

BELT WIDTH		TONNAGE RATING (ton/hr)	ORDERING NUMBER	ITEM CODE	WT. LBS
in.	mm				
24	600	–	EZSB24-5C	78863	261.1
30	750	–	EZSB30-5C	78864	279.7
36	900	–	EZSB36-5C	78865	305.5
42	1050	–	EZSB42-5C	78866	382.9
48	1200	–	EZSB48-5C	78867	410.4
54	1350	–	EZSB54-5C	78868	488.0
60	1500	–	EZSB60-5C	78869	511.6
72	1800	–	EZSB72-5C	78870	545.9

For non-impact areas.  
Lead time: 1 working day


### Product Notes:

- CEMA D construction
- No need to specify troughing angle – designed to adjust to 20°, 35°, 45°.
- Designed for containment in the load zone, but not intended for impact zones.
- Slider bars are solid 1" (25mm) UHMW providing longer wear life and consistent load zone sealing.
- Product ships with two rollers. Additional rollers can be added by purchasing an EZRMK and the appropriate corresponding roller.

### Adjustable Idler Set

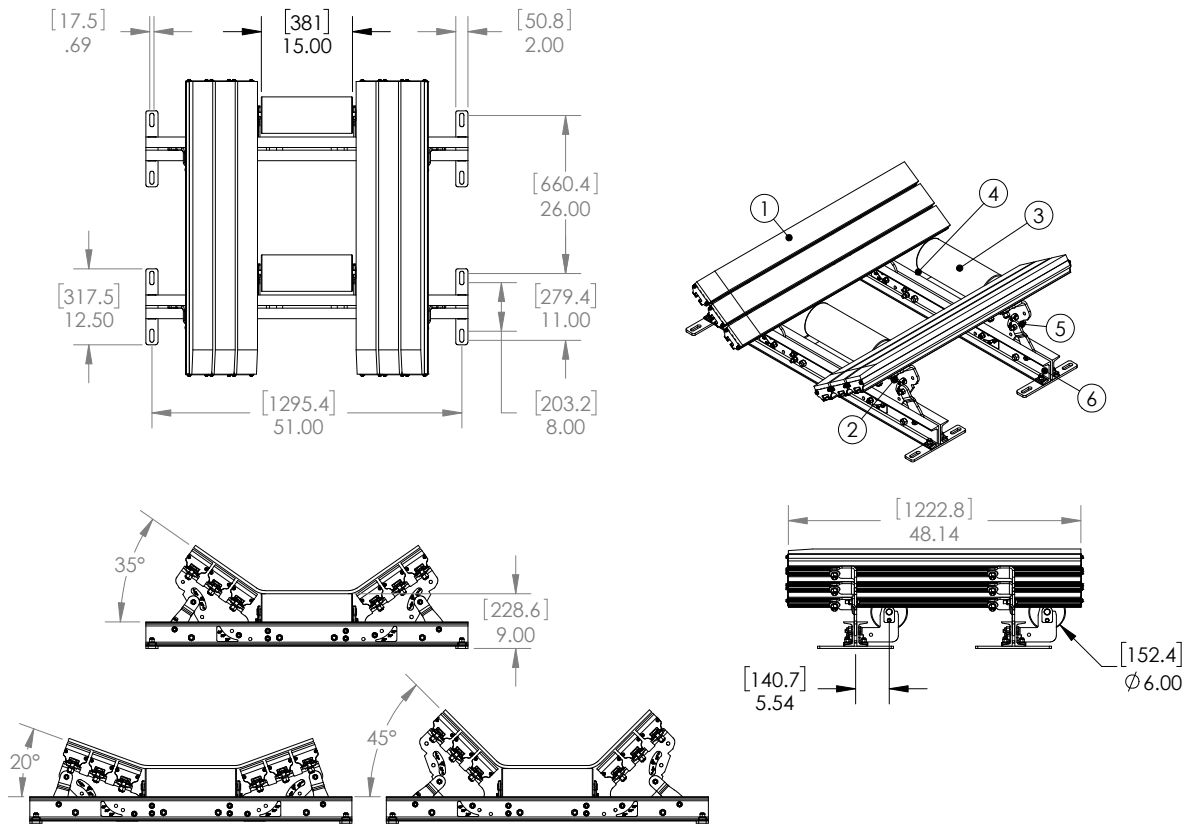
BELT WIDTH		ORDERING NUMBER	ITEM CODE	WT. LBS
in.	mm			
24	600	EZAI-24	79000	79.9
30	750	EZAI-30	79001	90.0
36	900	EZAI-36	79002	100.7
42	1050	EZAI-42	79003	110.0
48	1200	EZAI-48	79004	123.3
54	1350	EZAI-54	79005	132.5
60	1500	EZAI-60	79006	141.3
72	1800	EZAI-72	79007	163.6

For non-impact areas.  
For placement in between 3 or more beds or in transitions;  
Adjusts from 10–45° in 5° increments.  
SHIM-KIT-EZAI 91857 \$100 - includes two 1/4" (6mm) and two 1/2" (12.5mm) shims.  
Lead time: 1 working day



# Specifications and Guidelines

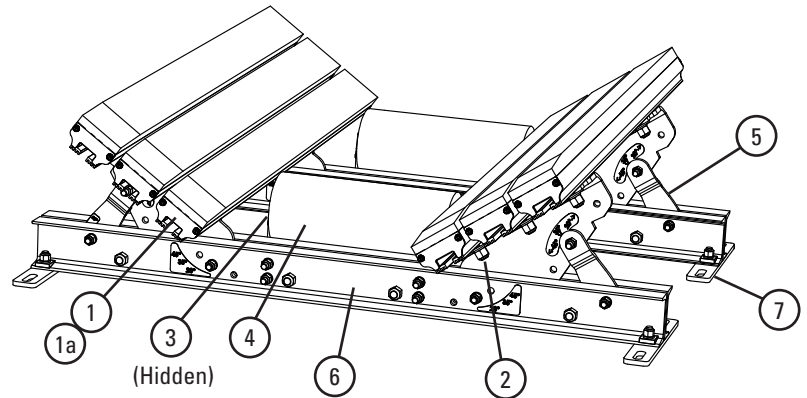
## EZSB-C Flexco Slider Beds



Bed Length 4' (1.2 M)				Bed Length 5' (1.5 M)				Bed Width		Dim C		Dim D		Dim E	
Dim A		Dim B		Dim A		Dim B									
in.	mm	in.	mm	in.	mm	in.	mm	in.	mm	in.	mm	in.	mm	in.	mm
26	660.4	48.82	1240	34	863.6	59.06	1500	24	600	33	838	9	229	9	229
								30	750	39	991	9	229	11	279
								36	900	45	1143	9	229	13	330
								42	1050	51	1295	9	229	15	381
								48	1200	57	1448	9	229	17	432
								54	1350	63	1600	9.25	235	19	483
								60	1500	69	1753	9.25	235	21	533
72	1800	81	2057	9.5	241	25	635								

# Replacement Parts List

## EZSB-C Flexco Slider Beds



### Replacement Parts

REF	DESCRIPTION	ORDERING NUMBER	ITEM CODE	WT. LBS.
1	Slider Bar, 4' (1.2M)	SB4	78789	20.0
1a	Slider Bar, 5' (1.5M)	SB5	78790	24.1
2	Bar Bolt Kit (incl. 1 ea. 5/8" (15mm) carriage bolt, square washer, flat washer, lock washer, Nylock nut)	IBBK	76928	0.5
3	Slider Roll Mount Kit*	EZRMK	78952	5.1
4	24" (600mm) Roll	RRTD6-24	79874	18.2
	30" (750mm) Roll	RRTD6-30	79875	21.2
	36" (900mm) Roll	RRTD6-36	79876	24.6
	42" (1050mm) Roll	RRTD6-42	79877	27.8
	48" (1200mm) Roll	RRTD6-48	79878	32.2
	54" (1350mm) Roll	RRTD6-54	79879	34.0
	60" (1500mm) Roll	RRTD6-60	79880	36.2
72" (1800mm) Roll	RRTD6-72	79881	43.2	
5	24" (600mm) Wing Plate Kit*	EZWPK-24	78970	16.9
	30" (750mm) Wing Plate Kit*	EZWPK-30	78971	17.4
	36" (900mm) Wing Plate Kit*	EZWPK-36	78972	21.2
	42" (1050mm) Wing Plate Kit*	EZWPK-42	78973	26.2
	48" (1200mm) Wing Plate Kit*	EZWPK-48	78974	30.1
	54" (1350mm) Wing Plate Kit*	EZWPK-54	78975	35.6
	60" (1500mm) Wing Plate Kit*	EZWPK-60	78976	39.0
72" (1800mm) Wing Plate Kit*	EZWPK-72	78977	46.7	
6	24" (600mm) Cross Stringer Kit*	EZCSK-24	78978	49.2
	30" (750mm) Cross Stringer Kit*	EZCSK-30	78979	56.5
	36" (900mm) Cross Stringer Kit*	EZCSK-36	78980	63.8
	42" (1050mm) Cross Stringer Kit*	EZCSK-42	78981	70.8
	48" (1200mm) Cross Stringer Kit*	EZCSK-48	78982	78.5
	54" (1350mm) Cross Stringer Kit*	EZCSK-54	78983	85.8
	60" (1500mm) Cross Stringer Kit*	EZCSK-60	78984	93.1
72" (1800mm) Cross Stringer Kit*	EZCSK-72	78985	99.1	
7	Shim Kit Light Duty (incl. 4 shims)	SHIM-KITL	77548	13.6

\*Hardware Included

### Shim Requirements

IMPACT BED SIZE	CEMA C OR D, 5" (125mm) Idlers	CEMA C OR D, 6" (150mm) IDLERS
24-36" (600-900mm)	Shim idler up .5" (12.5mm)	No Kits Required
42-72" (1050-1800mm)	No Kits Required	Use (1) SHIM-KITL; Shim up .5" (12.5mm)

IMPACT BED SIZE	CEMA E, 6" (150mm) IDLERS	CEMA E, 7" (175mm) IDLERS
36-60" (900-1500mm)	Use (3) SHIM-KITL; Shim up 1.5" (37.5mm)	Use (4) SHIM-KITL; Shim up 2" (50mm)
72" (1800mm)	Use (4) SHIM-KITL; Shim up 2" (50mm)	Use (5) SHIM-KITL; Shim up 2.5" (62.5mm)

### Replacement Quantities for EZSB-C

in.		24	30	36	42	48	54	60	72
mm		600	750	900	1050	1200	1350	1500	1800
ROLLS REQUIRED		2	2	2	2	2	2	2	2
BARS REQUIRED	SLIDER	4	4	4	6	6	8	8	8
BAR BOLT KITS REQUIRED		8	8	8	12	12	16	16	16

# Product Ordering Information

## EZSB-I Flexco Slider Beds with Impact Rolls

### 4' (1.2M) Length

BELT WIDTH		TONNAGE RATING (ton/hr)	ORDERING NUMBER	ITEM CODE	WT. LBS
in.	mm				
24	600	3,500	EZSB24-4I	78871	277.0
30	750	3,500	EZSB30-4I	78872	300.0
36	900	4,100	EZSB36-4I	78873	330.1
42	1050	4,500	EZSB42-4I	78874	407.1
48	1200	4,500	EZSB48-4I	78875	437.0
54	1350	4,500	EZSB54-4I	78876	514.0
60	1500	4,500	EZSB60-4I	78877	543.0
72	1800	4,500	EZSB72-4I	78878	586.0

For impact zones with less than 200 lb-ft energy.

Lead time: 1 working day



### 5' (1.5M) Length

BELT WIDTH		TONNAGE RATING (ton/hr)	ORDERING NUMBER	ITEM CODE	WT. LBS
in.	mm				
24	600	3,500	EZSB24-5I	78879	294.1
30	750	3,500	EZSB30-5I	78880	317.1
36	900	4,100	EZSB36-5I	78881	347.2
42	1050	4,500	EZSB42-5I	78882	433.0
48	1200	4,500	EZSB48-5I	78883	463.0
54	1350	4,500	EZSB54-5I	78884	548.8
60	1500	4,500	EZSB60-5I	78885	577.9
72	1800	4,500	EZSB72-5I	78886	620.2

For impact zones with less than 200 lb-ft energy.

\* 5' (1.5M) beds come with 5 impact rolls.

Lead time: 1 working day

### Product Notes:

- CEMA D construction
- No need to specify troughing angle – designed to adjust to 20°, 35°, 45°.
- Outermost trough bar features 1" (25mm) solid UHMW slider bar to provide longer wear life and consistent load zone sealing where impact is not present.

### Adjustable Idler Set with Impact Rolls


BELT WIDTH		ORDERING NUMBER	ITEM CODE	WT. LBS
in.	mm			
24	600	EZAI-24I	79091	89.9
30	750	EZAI-30I	79092	100.0
36	900	EZAI-36I	79093	110.7
42	1050	EZAI-42I	79094	120.0
48	1200	EZAI-48I	79095	133.3
54	1350	EZAI-54I	79096	142.5
60	1500	EZAI-60I	79097	151.3
72	1800	EZAI-72I	79098	173.6

For placement in between 3 or more beds or in transitions;

Adjusts from 10–45° in 5° increments.

SHIM-KIT-EZAI 91857 \$100 - includes two 1/4" (6mm) and two 1/2" (12.5mm) shims.

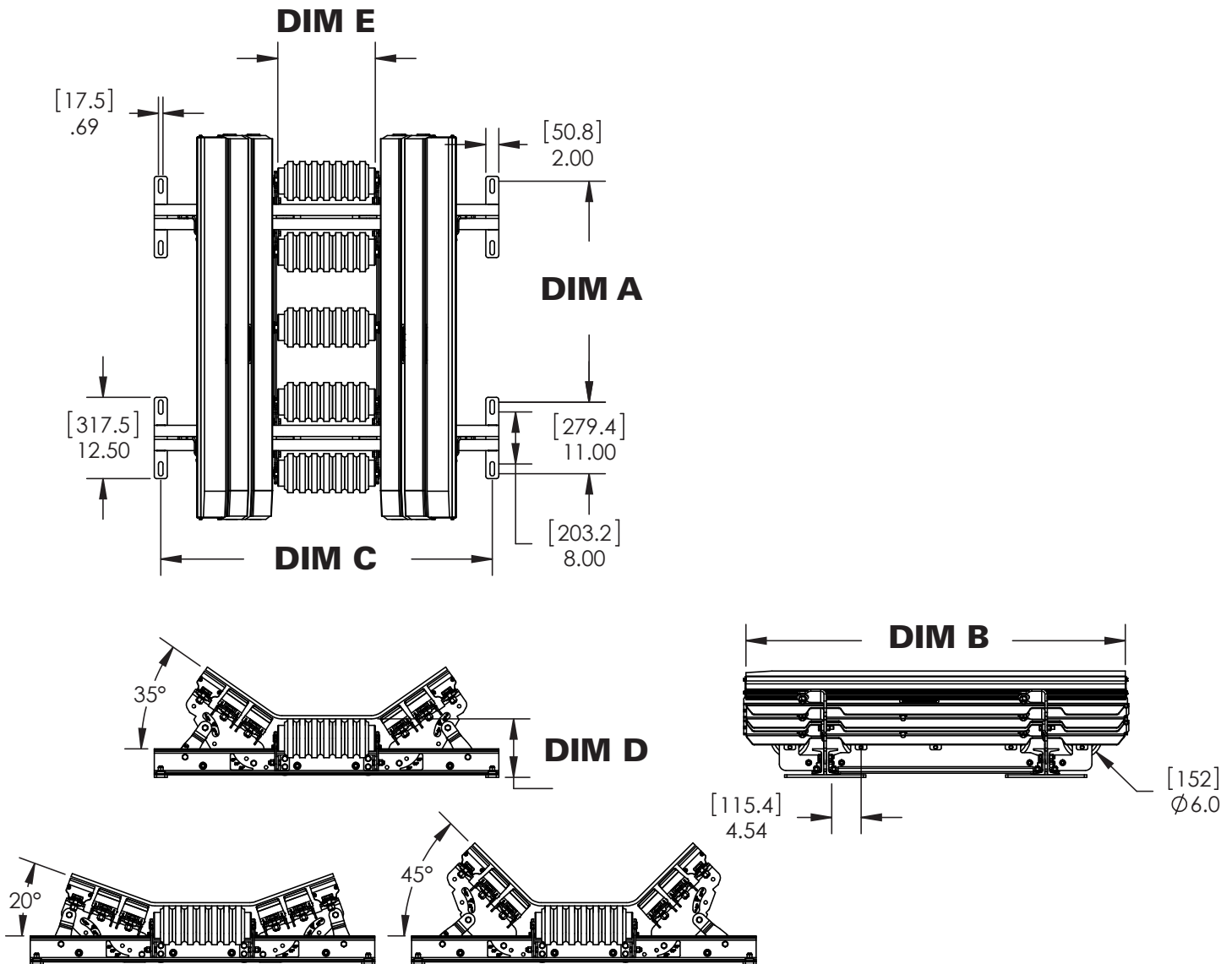
Lead time: 1 working day





# Specifications and Guidelines

## EZSB-I Flexco Slider Beds with Impact Rolls

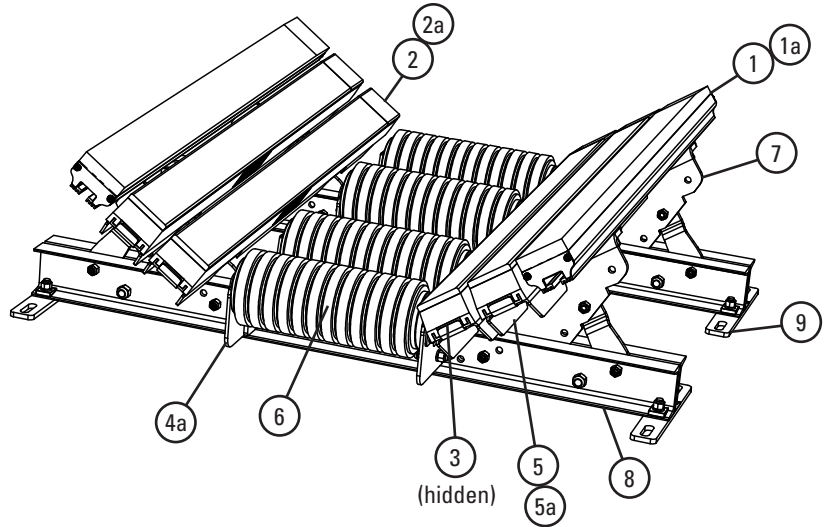
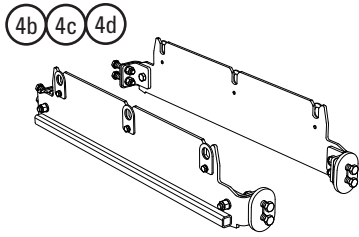


Bed Length 4' (1.2 M)				Bed Length 5' (1.5 M)*				Bed Width		Dim C		Dim D		Dim E	
Dim A		Dim B		Dim A		Dim B									
in.	mm	in.	mm	in.	mm	in.	mm	in.	mm	in.	mm	in.	mm		
26	660.4	48.14	1222.8	34	863.6	58.38	1482.9	24	600	33	838	9	229	9	229
								30	750	39	991	9	229	11	279
								36	900	45	1143	9	229	13	330
								42	1050	51	1295	9	229	15	381
								48	1200	57	1448	9	229	17	432
								54	1350	63	1600	9.25	235	19	483
								60	1500	69	1753	9.25	235	21	533
								72	1800	81	2057	9.5	241	25	635

\* 5' (1.5M) beds come with 5 impact rolls

# Replacement Parts List

## EZSB-I Flexco Slider Beds with Impact Rolls



### Replacement Parts

REF	DESCRIPTION	ORDERING NUMBER	ITEM CODE	WT. LBS.
1	Slider Bar, 4' (1.2M)	SB4	78789	20.0
1a	Slider Bar, 5' (1.5M)	SB5	78790	24.1
2	Impact Bar, 4' (1.2M)	IB4	76926	17.0
2a	Impact Bar, 5' (1.5M)	IB5	76927	21.0
3	Bar Bolt Kit (incl. 1 ea. 5/8" (15mm) carriage bolt, square washer, flat washer, lock washer, Nylock nut)	IBBK	76928	0.5
4a	Impact Roller Mount Kit*§	EZIRMK	79318	5.1
4b	Center Roller Mount Kit for 5' (1.5M) x 24-48" (600-1200mm)**	EZCRMK24-48	90434	43.5
4c	Center Roller Mount Kit for 5' (1.5M) x 54-60" (1350-1500mm)**	EZCRMK54-60	90261	43.5
4d	Center Roller Mount Kit for 5' (1.5M) x 72" (1800mm)**	EZCRMK72	90262	43.7
5	Impact Bar Support - L 4' (1.2M)*	EZBS-L4	78953	16.1
5a	Impact Bar Support - L 5' (1.5M)*	EZBS-L5	78954	20.4
6	24" (600mm) Impact Roll	RRTID6-24	79883	20.0
	30" (750mm) Impact Roll	RRTID6-30	79884	24.0
	36" (900mm) Impact Roll	RRTID6-36	79885	27.8
	42" (1050mm) Impact Roll	RRTID6-42	79886	32.0
	48" (1200mm) Impact Roll	RRTID6-48	79887	35.8
	54" (1350mm) Impact Roll	RRTID6-54	79888	39.6
	60" (1500mm) Impact Roll	RRTID6-60	79889	43.4
7	24" (600mm) Wing Plate Kit*	EZWPK-24	78970	16.9
	30" (750mm) Wing Plate Kit*	EZWPK-30	78971	17.4
	36" (900mm) Wing Plate Kit*	EZWPK-36	78972	21.2
	42" (1050mm) Wing Plate Kit*	EZWPK-42	78973	26.2
	48" (1200mm) Wing Plate Kit*	EZWPK-48	78974	30.1
	54" (1350mm) Wing Plate Kit*	EZWPK-54	78975	35.6
	60" (1500mm) Wing Plate Kit*	EZWPK-60	78976	39.0
8	24" (600mm) Cross Stringer Kit*	EZCSK-24	78978	49.2
	30" (750mm) Cross Stringer Kit*	EZCSK-30	78979	56.5
	36" (900mm) Cross Stringer Kit*	EZCSK-36	78980	63.8
	42" (1050mm) Cross Stringer Kit*	EZCSK-42	78981	70.8
	48" (1200mm) Cross Stringer Kit*	EZCSK-48	78982	78.5
	54" (1350mm) Cross Stringer Kit*	EZCSK-54	78983	85.8
	60" (1500mm) Cross Stringer Kit*	EZCSK-60	78984	93.1
9	Shim Kit Light Duty (incl. 4 shims)	SHIM-KITL	77548	13.6

§ 4' beds require 2 ea. item 4a;

§ 5' beds require 1 ea. item 4a and 1 ea. item 4b, 4c or 4d as needed for bed length.

\*\* 5' (1.5M) beds come with 5 impact rolls.

\*Hardware included.

Lead time: 1 working day

### Shim Requirements

IMPACT BED SIZE	CEMA C OR D, 5" (125mm) Idlers	CEMA C OR D, 6" (150mm) IDLERS
24-36" (600-900mm)	Shim idler up .5" (12.5mm)	No Kits Required
42-72" (1050-1800mm)	No Kits Required	Use (1) SHIM-KITL; Shim up .5" (12.5mm)

IMPACT BED SIZE	CEMA E, 6" (150mm) IDLERS	CEMA E, 7" (175mm) IDLERS
36-60" (900-1500mm)	Use (3) SHIM-KITL; Shim up 1.5" (37.5mm)	Use (4) SHIM-KITL; Shim up 2" (50mm)
72" (1800mm)	Use (4) SHIM-KITL; Shim up 2" (50mm)	Use (5) SHIM-KITL; Shim up 2.5" (62.5mm)

### Replacement Quantities for EZSB-I

	in.	24	30	36	42	48	54	60	72
	mm	600	750	900	1050	1200	1350	1500	1800
ROLLS REQUIRED	4' BEDS	4	4	4	4	4	4	4	4
	5' BEDS	5	5	5	5	5	5	5	5
BARS REQUIRED	SLIDER	2	2	2	2	2	2	2	2
	IMPACT	2	2	2	4	4	6	6	6
BAR BOLT KITS REQUIRED		10	10	10	16	16	22	22	22
BAR SUPPORTS REQUIRED		2	2	2	4	4	6	6	6

# Product Ordering Information

## EZIB-L Flexco Impact Beds All Bars – Light Duty

### 4' (1.2M) Length

BELT WIDTH		TONNAGE RATING (ton/hr)	ORDERING NUMBER	ITEM CODE	WT. LBS
in.	mm				
24	600	3,500	EZIB24-4L	78887	304.3
30	750	3,500	EZIB30-4L	78888	320.9
36	900	4,100	EZIB36-4L	78889	384.8
42	1050	5,200	EZIB42-4L	78890	454.4
48	1200	5,800	EZIB48-4L	78891	518.4
54	1350	7,000	EZIB54-4L	78892	589.0
60	1500	7,600	EZIB60-4L	78893	652.0
72	1800	8,100	EZIB72-4L	78894	721.5

Lead time: 1 working day



### 5' (1.5M) Length

BELT WIDTH		TONNAGE RATING (ton/hr)	ORDERING NUMBER	ITEM CODE	WT. LBS
in.	mm				
24	600	3,500	EZIB24-5L	78895	338.8
30	750	3,500	EZIB30-5L	78896	355.5
36	900	4,100	EZIB36-5L	78897	428.1
42	1050	5,200	EZIB42-5L	78898	506.5
48	1200	5,800	EZIB48-5L	78899	579.3
54	1350	7,000	EZIB54-5L	78900	658.8
60	1500	7,600	EZIB60-5L	78901	729.9
72	1800	8,100	EZIB72-5L	78902	808.7

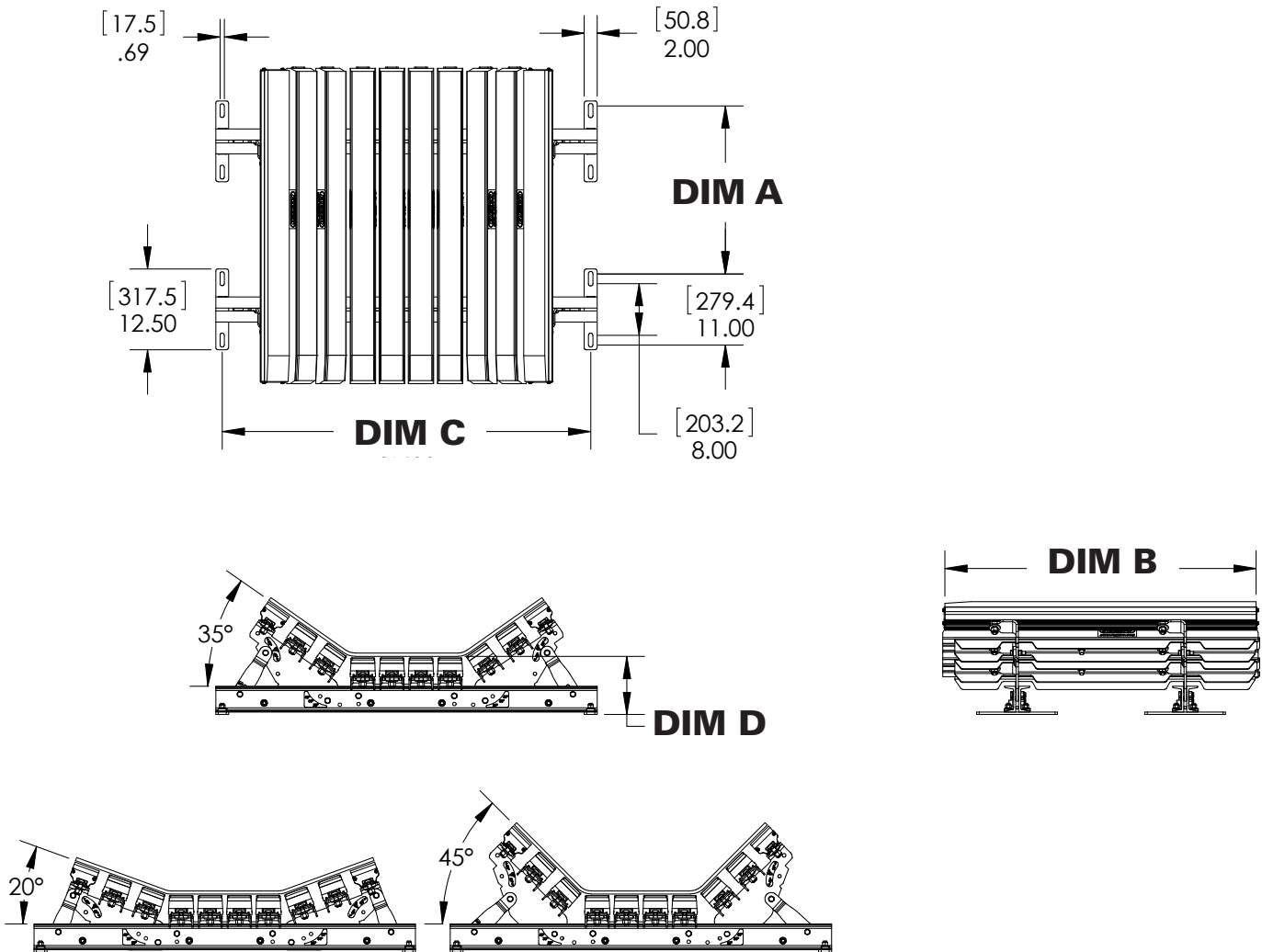
Lead time: 1 working day

### Product Notes:

- CEMA D construction
- No need to specify troughing angle—designed to adjust to 20°, 35°, 45°.
- Outermost trough bar features 1" (25mm) solid UHMW slider bar to provide longer wear life and consistent load zone sealing where impact is not present.

# Specifications and Guidelines

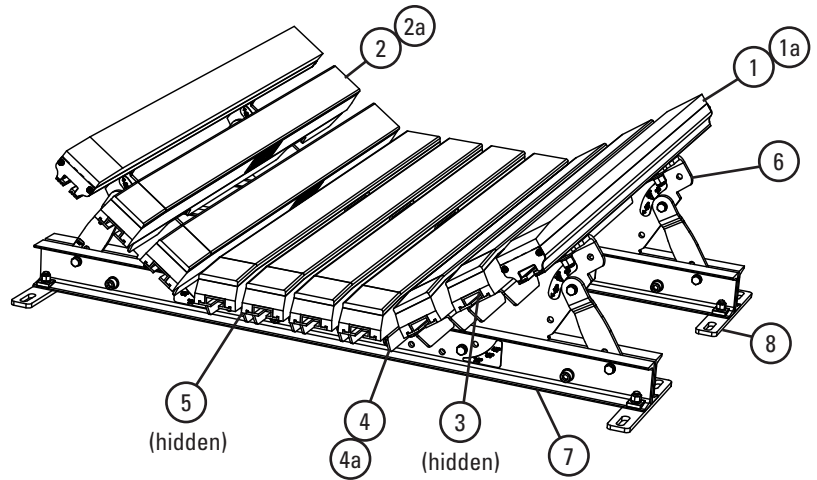
## EZIB-L Flexco Impact Beds All Bars – Light Duty



Bed Length 4' (1.2 M)				Bed Length 5' (1.5 M)				Bed Width		Dim C		Dim D	
Dim A		Dim B		Dim A		Dim B							
in.	mm	in.	mm	in.	mm	in.	mm	in.	mm	in.	mm	in.	mm
26	660.4	48.14	1222.8	34	863.6	58.38	1482.9	24	600	33	838	9	229
								30	750	39	991	9	229
								36	900	45	1143	9	229
								42	1050	51	1295	9	229
								48	1200	57	1448	9	229
								54	1350	63	1600	9.25	235
								60	1500	69	1753	9.25	235
72	1800	81	2057	9.5	241								

# Replacement Parts List

## EZIB-L Flexco Impact Beds All Bars – Light Duty



### Replacement Parts

REF	DESCRIPTION	ORDERING NUMBER	ITEM CODE	WT. LBS.
1	Slider Bar, 4' (1.2M)	SB4	78789	20.0
1a	Slider Bar, 5' (1.5M)	SB5	78790	24.1
2	Impact Bar, 4' (1.2M)	IB4	76926	17.0
2a	Impact Bar, 5' (1.5M)	IB5	76927	21.0
3	Bar Bolt Kit (incl. 1 ea. 5/8" (15mm) carriage bolt, square washer, flat washer, lock washer, Nylock nut)	IBBK	76928	0.5
4	Impact Bar Support - L 4' (1.2M)*	EZBS-L4	78953	16.1
4a	Impact Bar Support - L 5' (1.5M)*	EZBS-L5	78954	20.4
5	24" (600mm) Center Bar Mount Kit	EZBMK-24	78944	5.2
	30" (750mm) Center Bar Mount Kit	EZBMK-30	78945	5.7
	36" (900mm) Center Bar Mount Kit	EZBMK-36	78946	7.5
	42" (1050mm) Center Bar Mount Kit	EZBMK-42	78947	8.0
	48" (1200mm) Center Bar Mount Kit	EZBMK-48	78948	9.8
	54" (1350mm) Center Bar Mount Kit	EZBMK-54	78949	10.5
60" (1500mm) Center Bar Mount Kit	EZBMK-60	78950	12.3	
72" (1800mm) Center Bar Mount Kit	EZBMK-72	78951	14.6	
6	24" (600mm) Wing Plate Kit*	EZWPK-24	78970	16.9
	30" (750mm) Wing Plate Kit*	EZWPK-30	78971	17.4
	36" (900mm) Wing Plate Kit*	EZWPK-36	78972	21.2
	42" (1050mm) Wing Plate Kit*	EZWPK-42	78973	26.2
	48" (1200mm) Wing Plate Kit*	EZWPK-48	78974	30.1
	54" (1350mm) Wing Plate Kit*	EZWPK-54	78975	35.6
	60" (1500mm) Wing Plate Kit*	EZWPK-60	78976	39.0
72" (1800mm) Wing Plate Kit*	EZWPK-72	78977	46.7	
7	24" (600mm) Cross Stringer Kit*	EZCSK-24	78978	49.2
	30" (750mm) Cross Stringer Kit*	EZCSK-30	78979	56.5
	36" (900mm) Cross Stringer Kit*	EZCSK-36	78980	63.8
	42" (1050mm) Cross Stringer Kit*	EZCSK-42	78981	70.8
	48" (1200mm) Cross Stringer Kit*	EZCSK-48	78982	78.5
	54" (1350mm) Cross Stringer Kit*	EZCSK-54	78983	85.8
60" (1500mm) Cross Stringer Kit*	EZCSK-60	78984	93.1	
72" (1800mm) Cross Stringer Kit*	EZCSK-72	78985	99.1	
8	Shim Kit Light Duty (incl. 4 shims)	SHIM-KITL	77548	13.6

\*Hardware Included  
Lead time: 1 working day

### Shim Requirements

IMPACT BED SIZE	CEMA C OR D, 5" (125mm) Idlers	CEMA C OR D, 6" (150mm) IDLERS
24–36" (600–900mm)	Shim idler up .5" (12.5mm)	No Kits Required
42–72" (1050–1800mm)	No Kits Required	Use (1) SHIM-KITL; Shim up .5" (12.5mm)

IMPACT BED SIZE	CEMA E, 6" (150mm) IDLERS	CEMA E, 7" (175mm) IDLERS
36–60" (900–1500mm)	Use (3) SHIM-KITL; Shim up 1.5" (37.5mm)	Use (4) SHIM-KITL; Shim up 2" (50mm)
72" (1800mm)	Use (4) SHIM-KITL; Shim up 2" (50mm)	Use (5) SHIM-KITL; Shim up 2.5" (62.5mm)

### Replacement Quantities for EZIB-L

		24	30	36	42	48	54	60	72
		600	750	900	1050	1200	1350	1500	1800
BARS REQUIRED	SLIDER	2	2	2	2	2	2	2	2
	IMPACT	4	4	5	7	8	10	11	12
BAR BOLT KITS REQUIRED		16	16	19	25	28	34	37	40
BAR SUPPORTS REQUIRED		4	4	5	7	8	10	11	12

# Product Ordering Information

## **EZIB-M** Flexco Impact Beds All Bars – Medium Duty

### 4' (1.2M) Length

BELT WIDTH		TONNAGE RATING (ton/hr)	ORDERING NUMBER	ITEM CODE	WT. LBS
in.	mm				
24	600	8,100	EZIB24-4M	78903	409.5
30	750	8,100	EZIB30-4M	78904	434.5
36	900	9,500	EZIB36-4M	78905	473.4
42	1050	12,200	EZIB42-4M	78906	595.0
48	1200	13,600	EZIB48-4M	78907	672.9
54	1350	16,300	EZIB54-4M	78908	757.9
60	1500	17,600	EZIB60-4M	78909	796.1
72	1800	19,000	EZIB72-4M	78910	844.2

Lead time: 1 working day



### 5' (1.5M) Length

BELT WIDTH		TONNAGE RATING (ton/hr)	ORDERING NUMBER	ITEM CODE	WT. LBS
in.	mm				
24	600	8,100	EZIB24-5M	78911	452.6
30	750	8,100	EZIB30-5M	78912	477.6
36	900	9,500	EZIB36-5M	78913	516.5
42	1050	12,200	EZIB42-5M	78914	655.7
48	1200	13,600	EZIB48-5M	78915	742.3
54	1350	16,300	EZIB54-5M	78916	836.3
60	1500	17,600	EZIB60-5M	78917	874.4
72	1800	19,000	EZIB72-5M	78918	1,016.3

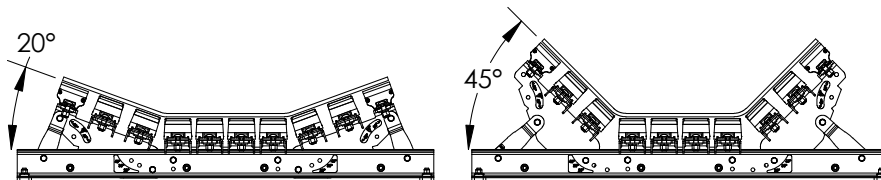

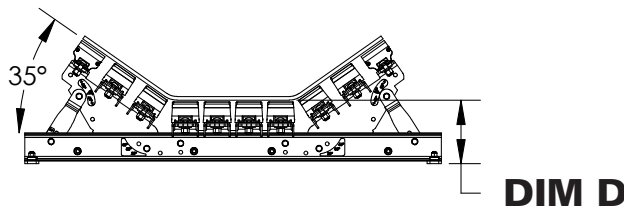
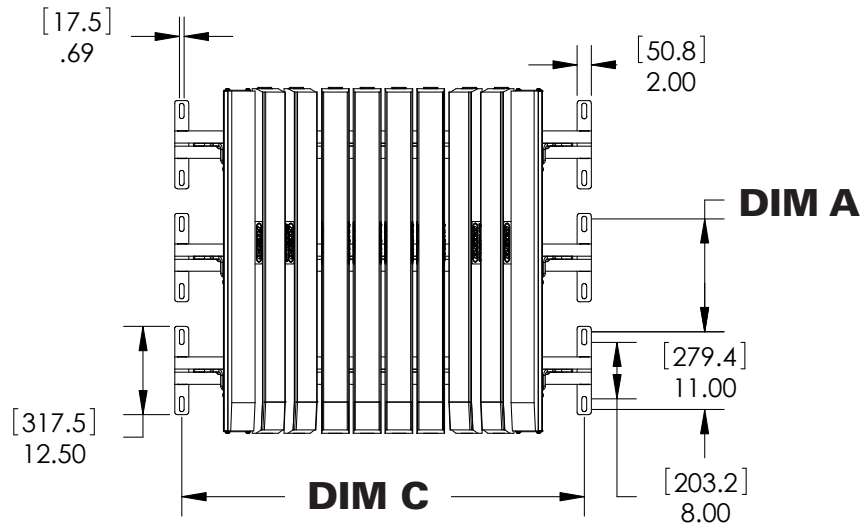
Lead time: 1 working day

### Product Notes:

- CEMA D construction
- No need to specify troughing angle—designed to adjust to 20°, 35°, 45°.
- Outermost trough bar features 1" (25mm) solid UHMW slider bar to provide longer wear life and consistent load zone sealing where impact is not present.

# Specifications and Guidelines

## ***EZIB-M*** ***Flexco Impact Beds*** ***All Bars - Medium Duty***

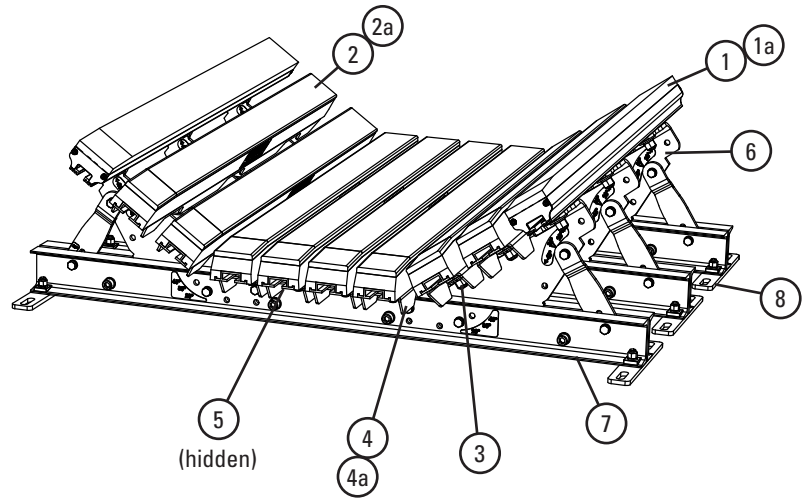


Bed Length 4' (1.2 M)				Bed Length 5' (1.5 M)				Bed Width		Dim C		Dim D	
Dim A		Dim B		Dim A		Dim B							
in.	mm	in.	mm	in.	mm	in.	mm	in.	mm	in.	mm	in.	mm
16	406.4	48.14	1222.8	22	558.8	58.38	1482.9	24	600	33	838	9	229
								30	750	39	991	9	229
								36	900	45	1143	9	229
								42	1050	51	1295	9	229
								48	1200	57	1448	9	229
								54	1350	63	1600	9.25	235
								60	1500	69	1753	9.25	235
72	1800	81	2057	9.5	241								



# Replacement Parts List

## EZIB-M Flexco Impact Beds All Bars – Medium Duty



### Replacement Parts

REF	DESCRIPTION	ORDERING NUMBER	ITEM CODE	WT. LBS.
1	Slider Bar, 4' (1.2M)	SB4	78789	20.0
1a	Slider Bar, 5' (1.5M)	SB5	78790	24.1
2	Impact Bar, 4' (1.2M)	IB4	76926	17.0
2a	Impact Bar, 5' (1.5M)	IB5	76927	21.0
3	Bar Bolt Kit (incl. 1 ea. 5/8" (15mm) carriage bolt, square washer, flat washer, lock washer, Nylock nut)	IBBK	76928	0.5
4	Impact Bar Support - M 4' (1.2M)*	IBS-M4	76931	16.9
4a	Impact Bar Support - M 5' (1.5M)*	IBS-M5	76932	21.2
5	24" (600mm) Center Bar Mount Kit	EZBMK-24	78944	5.2
	30" (750mm) Center Bar Mount Kit	EZBMK-30	78945	5.7
	36" (900mm) Center Bar Mount Kit	EZBMK-36	78946	7.5
	42" (1050mm) Center Bar Mount Kit	EZBMK-42	78947	8.0
	48" (1200mm) Center Bar Mount Kit	EZBMK-48	78948	9.8
	54" (1350mm) Center Bar Mount Kit	EZBMK-54	78949	10.5
	60" (1500mm) Center Bar Mount Kit	EZBMK-60	78950	12.3
6	24" (600mm) Wing Plate Kit*	EZWPK-24	78970	16.9
	30" (750mm) Wing Plate Kit*	EZWPK-30	78971	17.4
	36" (900mm) Wing Plate Kit*	EZWPK-36	78972	21.2
	42" (1050mm) Wing Plate Kit*	EZWPK-42	78973	26.2
	48" (1200mm) Wing Plate Kit*	EZWPK-48	78974	30.1
	54" (1350mm) Wing Plate Kit*	EZWPK-54	78975	35.6
	60" (1500mm) Wing Plate Kit*	EZWPK-60	78976	39.0
7	24" (600mm) Cross Stringer Kit*	EZCSK-24	78978	49.2
	30" (750mm) Cross Stringer Kit*	EZCSK-30	78979	56.5
	36" (900mm) Cross Stringer Kit*	EZCSK-36	78980	63.8
	42" (1050mm) Cross Stringer Kit*	EZCSK-42	78981	70.8
	48" (1200mm) Cross Stringer Kit*	EZCSK-48	78982	78.5
8	54" (1350mm) Cross Stringer Kit*	EZCSK-54	78983	85.8
	60" (1500mm) Cross Stringer Kit*	EZCSK-60	78984	93.1
	72" (1800mm) Cross Stringer Kit*	EZCSK-72	78985	99.1
8	Shim Kit Medium Duty (incl. 4 shims)	SHIM-KITM	77549	20.4

\*Hardware Included  
Lead time: 1 working day

### Shim Requirements

IMPACT BED SIZE	CEMA C OR D, 5" (125mm) Idlers	CEMA C OR D, 6" (150mm) IDLERS
24–36" (600–900mm)	Shim idler up .5" (12.5mm)	No Kits Required
42–72" (1050–1800mm)	No Kits Required	Use (1) SHIM-KITM; Shim up .5" (12.5mm)

IMPACT BED SIZE	CEMA E, 6" (150mm) IDLERS	CEMA E, 7" (175mm) IDLERS
36–60" (900–1500mm)	Use (3) SHIM-KITM; Shim up 1.5" (37.5mm)	Use (4) SHIM-KITM; Shim up 2" (50mm)
72" (1800mm)	Use (4) SHIM-KITM; Shim up 2" (50mm)	Use (5) SHIM-KITM; Shim up 2.5" (62.5mm)

### Replacement Quantities for EZIB-M

in.		24	30	36	42	48	54	60	72
mm		600	750	900	1050	1200	1350	1500	1800
BARS REQUIRED	SLIDER	2	2	2	2	2	2	2	2
	IMPACT	4	4	5	7	8	10	11	12
BAR BOLT KITS REQUIRED		26	26	31	41	46	56	61	66
BAR SUPPORTS REQUIRED		4	4	5	7	8	10	11	12


# Product Ordering Information

## MSB Modular Slider Beds with Impact Rolls

### 2' (600mm) Sections

BELT WIDTH		TONNAGE RATING (ton/hr)	ORDERING NUMBER	ITEM CODE	WT. LBS
in.	mm				
24	600	3,500	MSB24-2I	79979	246.8
30	750	3,500	MSB30-2I	79980	263.5
36	900	4,100	MSB36-2I	79981	297.9
42	1050	4,500	MSB42-2I	79982	373.2
48	1200	4,500	MSB48-2I	79983	393.4
54	1350	4,500	MSB54-2I	79984	493.2
60	1500	4,500	MSB60-2I	79985	513.9
72	1800	4,500	MSB72-2I	79986	557.9

For impact zones with less than 200 lb-ft energy.  
Lead time: 1 working day

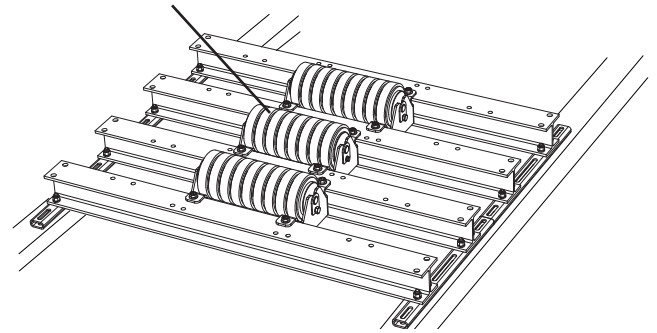


### Add-on Impact Roller Kit

BELT WIDTH		ORDERING NUMBER	ITEM CODE	WT. LBS
in.	mm			
24	600	MSB24RMK	79991	17.0
30	750	MSB30RMK	79992	18.5
36	900	MSB36RMK	79993	20.2
42	1050	MSB42RMK	79994	21.8
48	1200	MSB48RMK	79995	24.0
54	1350	MSB54RMK	79996	24.9
60	1500	MSB60RMK	79997	26.0
72	1800	MSB72RMK	79998	29.5

For placement between 2 beds to reduce the space between impact rollers.  
Lead time: 1 working day


Add-on Impact Roller installed between 2 Modular Slider Beds



### Adjustable Idler Set with Impact Rolls

BELT WIDTH		ORDERING NUMBER	ITEM CODE	WT. LBS
in.	mm			
24	600	EZAI-24I	79091	89.9
30	750	EZAI-30I	79092	100.0
36	900	EZAI-36I	79093	110.7
42	1050	EZAI-42I	79094	120.0
48	1200	EZAI-48I	79095	133.3
54	1350	EZAI-54I	79096	142.5
60	1500	EZAI-60I	79097	151.3
72	1800	EZAI-72I	79098	173.6

For placement between multiple beds or in transitions;  
Adjusts from 10–45° in 5° increments.  
SHIM-KIT-EZAI 91857 \$100 - includes two 1/4" (6mm) and two 1/2" (12.5mm) shims.  
Lead time: 1 working day

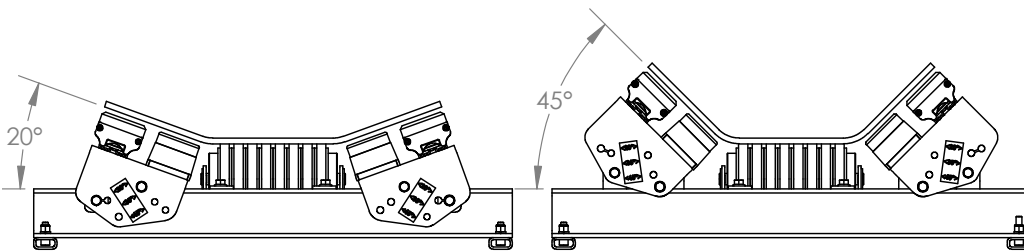
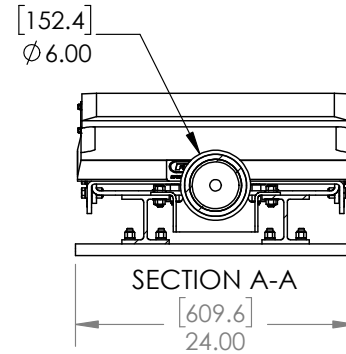
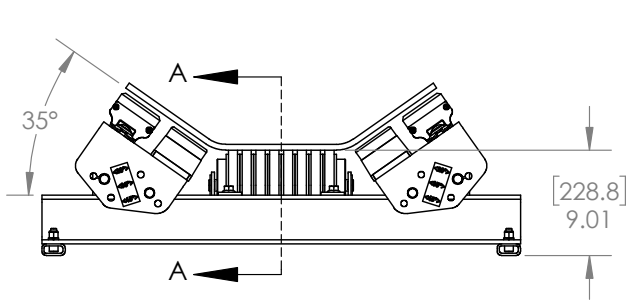
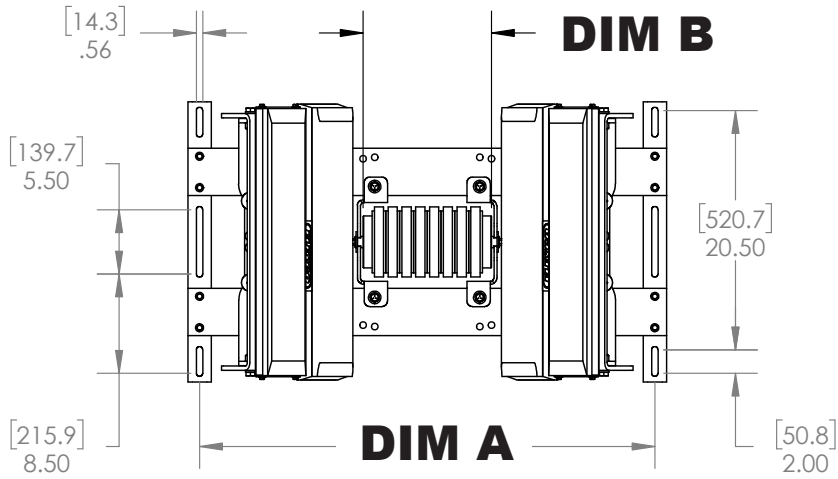


### Product Notes:

- Modular design accommodates any length of load zone
- CEMA D construction
- No need to specify troughing angle – designed to adjust to 20°, 35°, 45°
- All bars feature 1" (25mm) solid UHMW
- With removal of a few bolts, the wings and center sections slide out for service
- Optional add-on roller to join two beds and reduce the space between idlers from every 24" (600mm) to every 12" (300mm).

# Specifications and Guidelines

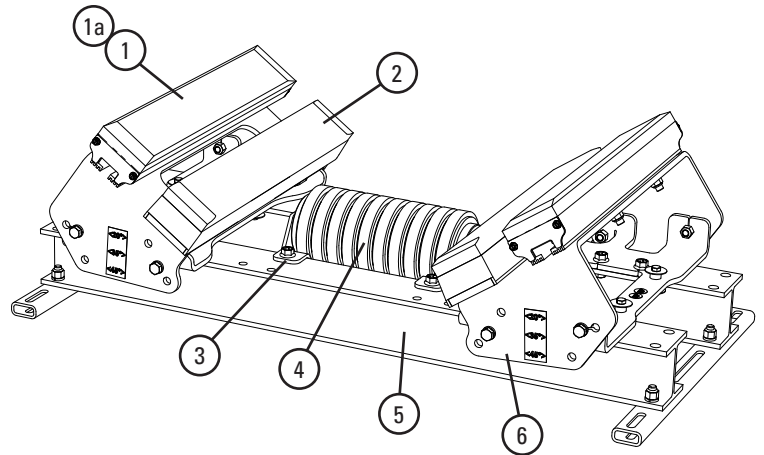
## MSB Modular Slider Beds with Impact Rolls



Bed Width		Dim A		Dim B	
in.	mm	in.	mm	in.	mm
24	600	33	838	9	229
30	750	39	991	11	279
36	900	45	1143	13	330
42	1050	51	1295	15	381
48	1200	57	1448	17	432
54	1350	63	1600	19	483
60	1500	69	1753	21	533
72	1800	81	2057	25	635

# Replacement Parts List

## MSB Modular Slider Beds with Impact Rolls



### Replacement Parts

REF	DESCRIPTION	ORDERING NUMBER	ITEM CODE	WT. LBS.
1	Slider Bar, 2' (600mm)	SB2	79970	10.0
1a	Slider Bar with hardware, 2' (600mm)	SB2F	79988	10.9
2	Impact Bar, 2' (600mm)	MIB2-1U	79379	19.7
2a	Impact Bar with hardware, 2' (600mm)	MIB2-1UF	79908	20.0
3	Roller Mount Kit*	MSBRMK	79987	7.9
4	24" (600mm) Impact Roll	RRTID6-24	79883	20.0
	30" (750mm) Impact Roll	RRTID6-30	79884	24.0
	36" (900mm) Impact Roll	RRTID6-36	79885	27.8
	42" (1050mm) Impact Roll	RRTID6-42	79886	32.0
	48" (1200mm) Impact Roll	RRTID6-48	79887	35.8
	54" (1350mm) Impact Roll	RRTID6-54	79888	39.6
	60" (1500mm) Impact Roll	RRTID6-60	79889	43.4
5	24" (600mm) Cross Stringer Kit*	MIB24CSK	90237	86.7
	30" (750mm) Cross Stringer Kit*	MIB30CSK	90238	99.6
	36" (900mm) Cross Stringer Kit*	MIB36CSK	90239	112.5
	42" (1050mm) Cross Stringer Kit*	MIB42CSK	90240	125.4
	48" (1200mm) Cross Stringer Kit*	MIB48CSK	90241	138.4
	54" (1350mm) Cross Stringer Kit*	MIB54CSK	90242	153.7
	60" (1500mm) Cross Stringer Kit*	MIB60CSK	90243	166.6
6	24" (600mm) Wing Plate Kit*	MIB24WPK	90245	38.9
	30" (750mm) Wing Plate Kit*	MIB30WPK	90246	39.8
	36" (900mm) Wing Plate Kit*	MIB36WPK	90247	49.6
	42" (1050mm) Wing Plate Kit*	MIB42WPK	90248	59.7
	48" (1200mm) Wing Plate Kit*	MIB48WPK	90249	62.4
	54" (1350mm) Wing Plate Kit*	MIB54WPK	90250	83.8
	60" (1500mm) Wing Plate Kit*	MIB60WPK	90251	86.7
7	Shim Kit (incl. 4 shims)	SHIM-KITMOD	79989	11.8

\*Hardware Included

Lead time: 1 working day

### Shim Requirements

IMPACT BED SIZE	CEMA C OR D, 5" (125mm) Idlers	CEMA C OR D, 6" (150mm) IDLERS
24-36" (600-900mm)	Use (1) shim kit; Shim idler up .5" (13mm)	No shim
42-72" (1050-1800mm)	No shim	Use (1) shim kit; Shim bed up .5" (13mm)

IMPACT BED SIZE	CEMA E, 6" (150mm) Idlers	CEMA E, 7" (175mm) IDLERS
36-60" (900-1500mm)	Use (3) shim kits; Shim bed up 1.5" (38mm)	Use (4) shim kits; Shim bed up 2" (50mm)
72" (1800mm)	Use (4) shim kits; Shim bed up 2" (50mm)	Use (5) shim kits; Shim bed up 2.5" (64mm)

### Replacement Quantities for MSB

in.		24	30	36	42	48	54	60	72
mm		600	750	900	1050	1200	1350	1500	1800
BARS REQUIRED	SLIDER	2	2	2	2	2	2	2	2
	IMPACT	2	2	2	4	4	6	6	6

# Product Ordering Information


## MIB Modular Impact Beds All Bars

### 2' (600mm) Length

BELT WIDTH		TONNAGE RATING (ton/hr)	ORDERING NUMBER	ITEM CODE	WT. LBS
in.	mm				
24	600	12,800	MIB24-2H	79971	288.0
30	750	12,800	MIB30-2H	79972	303.9
36	900	14,900	MIB36-2H	79973	365.1
42	1050	19,200	MIB42-2H	79974	439.0
48	1200	21,300	MIB48-2H	79975	484.4
54	1350	25,600	MIB54-2H	79976	583.8
60	1500	27,700	MIB60-2H	79977	629.5
72	1800	29,900	MIB72-2H	79978	698.3

For impact zones with less than 1500 lb-ft energy.

Lead time: 1 working day



### Adjustable Idler Set with Impact Rolls


BELT WIDTH		ORDERING NUMBER	ITEM CODE	WT. LBS
in.	mm			
24	600	EZAI-24I	79091	89.9
30	750	EZAI-30I	79092	100.0
36	900	EZAI-36I	79093	110.7
42	1050	EZAI-42I	79094	120.0
48	1200	EZAI-48I	79095	133.3
54	1350	EZAI-54I	79096	142.5
60	1500	EZAI-60I	79097	151.3
72	1800	EZAI-72I	79098	173.6

For placement between multiple beds or in transitions;

Adjusts from 10–45° in 5° increments.

SHIM-KIT-EZAI 91857 \$100 - includes two 1/4" (6mm) and two 1/2" (12.5mm) shims.

Lead time: 1 working day

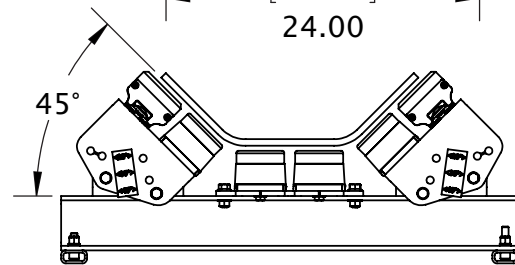
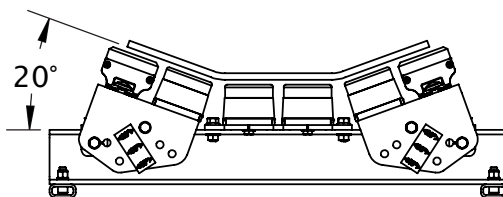
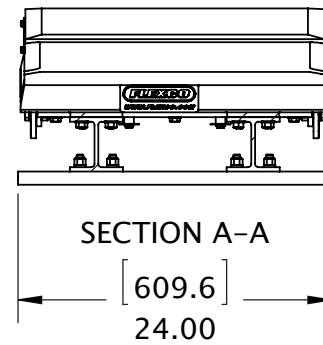
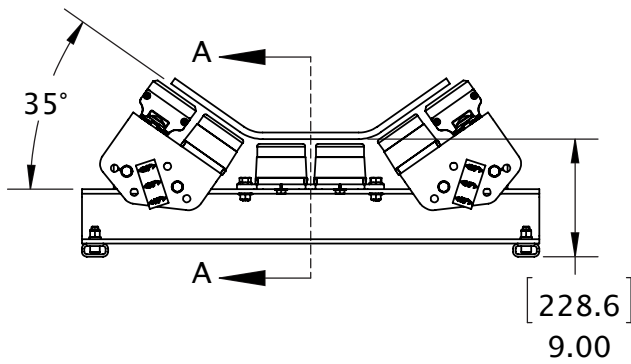
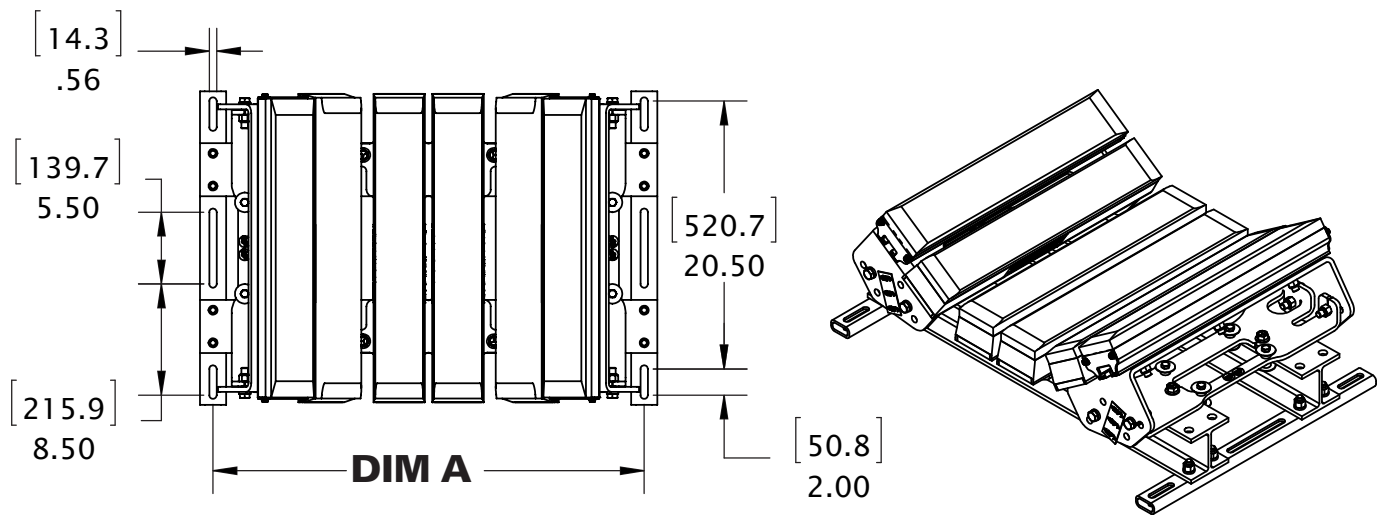


### Product Notes:

- Modular design accommodates any length of load zone
- CEMA D construction
- No need to specify troughing angle—designed to adjust to 20°, 35°, 45°
- All bars feature 1" (25mm) solid UHMW
- With removal of a few bolts, the wings and center sections slide out for service

# Specifications and Guidelines

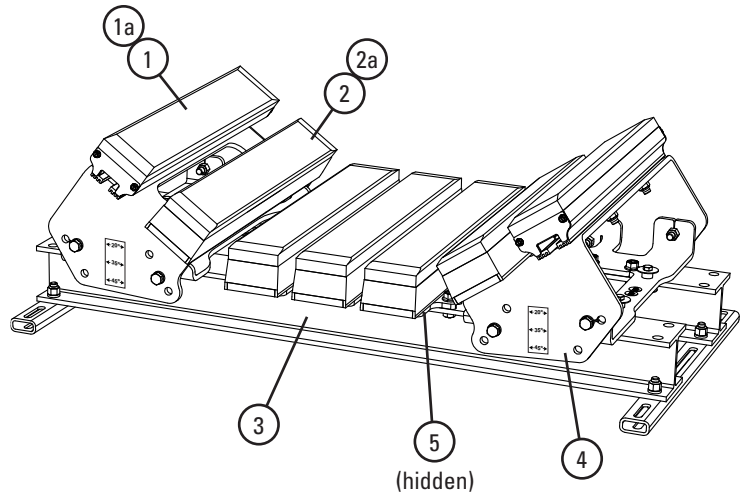
## MIB Modular Impact Beds All Bars



Bed Width		Dim A	
in.	mm	in.	mm
24	600	33	838
30	750	39	991
36	900	45	1143
42	1050	51	1295
48	1200	57	1448
54	1350	63	1600
60	1500	69	1753
72	1800	81	2057

# Replacement Parts List

## MIB Modular Impact Beds All Bars



### Replacement Parts

REF	DESCRIPTION	ORDERING NUMBER	ITEM CODE	WT. LBS.
1	Slider Bar, 2' (600mm)	SB2	79970	10.0
1a	Slider Bar with hardware, 2' (600mm)	SB2F	79988	10.9
2	Impact Bar, 2' (600mm)	MIB2-1U	79379	19.7
2a	Impact Bar with hardware, 2' (600mm)	MIB2-1UF	79908	20.0
3	24" (600mm) Cross Stringer Kit*	MIB24CSK	90237	86.7
	30" (750mm) Cross Stringer Kit*	MIB30CSK	90238	99.6
	36" (900mm) Cross Stringer Kit*	MIB36CSK	90239	112.5
	42" (1050mm) Cross Stringer Kit*	MIB42CSK	90240	125.4
	48" (1200mm) Cross Stringer Kit*	MIB48CSK	90241	138.4
	54" (1350mm) Cross Stringer Kit*	MIB54CSK	90242	153.7
	60" (1500mm) Cross Stringer Kit*	MIB60CSK	90243	166.6
4	24" (600mm) Wing Plate Kit*	MIB24WPK	90245	38.9
	30" (750mm) Wing Plate Kit*	MIB30WPK	90246	39.8
	36" (900mm) Wing Plate Kit*	MIB36WPK	90247	49.6
	42" (1050mm) Wing Plate Kit*	MIB42WPK	90248	59.7
	48" (1200mm) Wing Plate Kit*	MIB48WPK	90249	62.4
	54" (1350mm) Wing Plate Kit*	MIB54WPK	90250	83.8
	60" (1500mm) Wing Plate Kit*	MIB60WPK	90251	86.7
5	24" (600mm) Center Plate Kit*	MIB24CPK	90253	19.3
	30" (750mm) Center Plate Kit*	MIB30CPK	90254	20.4
	36" (900mm) Center Plate Kit*	MIB36CPK	90255	29.2
	42" (1050mm) Center Plate Kit*	MIB42CPK	90256	29.9
	48" (1200mm) Center Plate Kit*	MIB48CPK	90257	37.0
	54" (1350mm) Center Plate Kit*	MIB54CPK	90258	38.5
	60" (1500mm) Center Plate Kit*	MIB60CPK	90259	45.4
-	Shim Kit (incl. 4 shims)	SHIM-KITMOD	79989	11.8

\*Hardware Included  
Lead time: 1 working day

### Shim Requirements

IMPACT BED SIZE	CEMA C OR D, 5" (125mm) Idlers	CEMA C OR D, 6" (150mm) IDLERS
24–36" (600–900mm)	Use (1) shim kit; Shim idler up .5" (13mm)	No shim
42–72" (1050–1800mm)	No shim	Use (1) shim kit; Shim bed up .5" (13mm)

IMPACT BED SIZE	CEMA E, 6" (150mm) Idlers	CEMA E, 7" (175mm) IDLERS
36–60" (900–1500mm)	Use (3) shim kits; Shim bed up 1.5" (38mm)	Use (4) shim kits; Shim bed up 2" (50mm)
72" (1800mm)	Use (4) shim kits; Shim bed up 2" (50mm)	Use (5) shim kits; Shim bed up 2.5" (64mm)

### Replacement Quantities for MIB

in.		24	30	36	42	48	54	60	72
mm		600	750	900	1050	1200	1350	1500	1800
BARS REQUIRED	SLIDER	2	2	2	2	2	2	2	2
	IMPACT	4	4	5	7	8	10	11	12



# Specifications & Guidelines

### It's the Structure, not the bars.

It absorbs more impact to save your belt. Our exclusive Velocity Reduction Technology™ provides two levels of impact relief.

**Level 1:** Impact Bars first absorb impact energy. Unique Impact Bar Supports on all DRX Impact Beds allow the impact bars to function properly - expanding and absorbing more impact energy.

**Level 2:** On DRX200, 750 and 1500 impact beds, Isolation Mounts provide a second level of reaction force reduction, absorbing additional impact energy and minimizing transmission back to the belt. The DRX3000 and 4500 Dynamic have Impact Energy Absorbers to disperse an immense amount of impact, even in extremely severe applications.

### User-Friendly Slide-Out Service™

- All DRX Impact Beds separate in the middle to slide apart and out.
- Can be easily and safely converted from the run position to the service position.
- Impact bars are easy to get to for changeout. A complete changeout can be done in one or two hours.

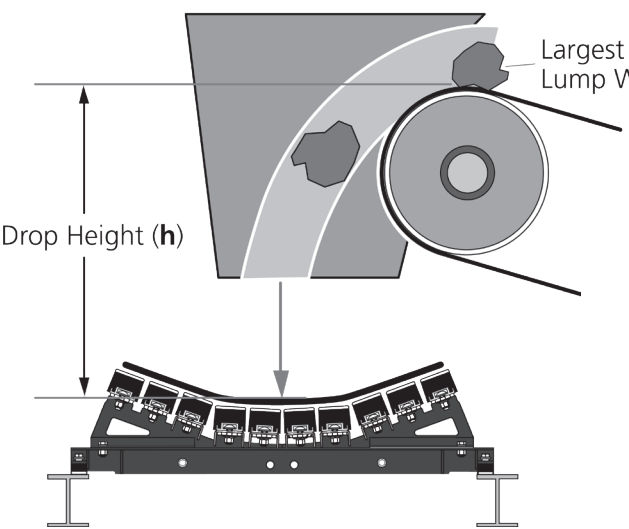
**Unique Impact Bar Supports protect the impact bars from damage, extending service life. An Anti-Migratory Tab on each support secures the bar and prevents it from sliding in the direction of the belt.**

### Other Features and Benefits

- Uses exclusive anti-spin square washers. Allows use of carriage bolts to secure impact bars instead of expensive T bolts.

#### How to spec the correct impact bed for your conveyor transfer point

### Impact Energy Calculation Chart



Drop Height (h) \_\_\_\_\_

Largest Material Lump Weight (w) \_\_\_\_\_

Total = lb-ft \_\_\_\_\_ See Below

Up to 200 lb-ft (25 kg-m)—DRX200  
 200 to 750 lb-ft (25 to 100 kg-m)—DRX750  
 750 to 1500 lb-ft (100 to 200 kg-m)—DRX1500  
 1500 to 3000 lb-ft (200 to 400 kg-m)—DRX3000  
 1500 to 4500 lb-ft (200 to 600 kg-m)—DRX4500

#### Roller Size and CEMA Rating


5" (125mm)     6" (150mm)

CEMA    C     D     E

Belt Width \_\_\_\_\_

Troughing Angle: 20°     35°

Bed Length: 4' (1.2M)     5' (1.5M)



# Product Ordering Information

## DRX200 Impact Beds

### 4' (1.2M) Bed CEMA D construction

BELT WIDTH		TONNAGE RATING (ton/hr)	20° TROUGH		35° TROUGH		WT. LBS
in.	mm		ORDERING NUMBER	ITEM CODE	ORDERING NUMBER	ITEM CODE	
24	600	3,500	DRXL-24-420	76816	DRXL-24-435	76832	260.0
30	750	3,500	DRXL-30-420	76817	DRXL-30-435	76833	282.0
36	900	4,100	DRXL-36-420	76818	DRXL-36-435	76834	323.0
42	1050	5,200	DRXL-42-420	76819	DRXL-42-435	76835	412.0
48	1200	5,800	DRXL-48-420	76820	DRXL-48-435	76836	433.0
54	1350	7,000	DRXL-54-420	76821	DRXL-54-435	76837	498.0
60	1500	7,600	DRXL-60-420	76822	DRXL-60-435	76838	543.0
72	1800	8,100	DRXL-72-420	76823	DRXL-72-435	76839	615.0

Lead time: 3 weeks

### 5' (1.5M) Bed CEMA D construction

BELT WIDTH		TONNAGE RATING (ton/hr)	20° TROUGH		35° TROUGH		WT. LBS
in.	mm		ORDERING NUMBER	ITEM CODE	ORDERING NUMBER	ITEM CODE	
24	600	3,500	DRXL-24-520	76824	DRXL-24-535	76840	290.0
30	750	3,500	DRXL-30-520	76825	DRXL-30-535	76841	311.0
36	900	4,100	DRXL-36-520	76826	DRXL-36-535	76842	357.0
42	1050	5,200	DRXL-42-520	76827	DRXL-42-535	76843	459.0
48	1200	5,800	DRXL-48-520	76828	DRXL-48-535	76844	480.0
54	1350	7,000	DRXL-54-520	76829	DRXL-54-535	76845	554.0
60	1500	7,600	DRXL-60-520	76830	DRXL-60-535	76846	602.0
72	1800	8,100	DRXL-72-520	76831	DRXL-72-535	76847	679.0

Lead time: 3 weeks

### Replacement Parts

REF	DESCRIPTION	ORDERING NUMBER	ITEM CODE	WT. LBS.
1	Impact Bar, 4' (1.2M)	IB4	76926	17.0
1a	Impact Bar, 5' (1.5M)	IB5	76927	21.0
2	Slider Bar, 4' (1.2M)	SB4	78789	20.0
2a	Slider Bar, 5' (1.5M)	SB5	78790	24.1
3	Impact Bar Bolt Kit (incl. (1) ea. 5/8" (15mm) carriage bolt, square washer, flat washer, lock washer, Nylock nut)	IBBK	76928	0.5
4	Impact Bar Support - L 4' (1.2M) (incl. (1) ea. bar support, carriage bolt, square washer, lock washer, Nylock nut)	IBS-L4	76929	16.8
4a	Impact Bar Support - L 5' (1.5M) (incl. (1) ea. bar support, carriage bolt, square washer, lock washer, Nylock nut)	IBS-L5	76930	21.0
5	Sliding Support Arm Bolt Kit (incl. (2) ea. 2" bolts, lock washers, Nylock nuts)	ISABK-LMH	77529	2.0
6	Isolation Mount Kit	IMK	76936	3.8
7	DRX200 Shim Kit (incl. 4 shims)	SHIM-KITL	77548	13.6

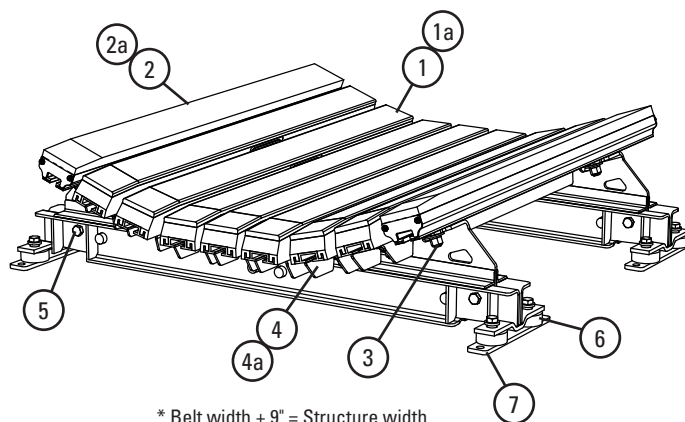
Lead time: 1 working day

### Replacement Quantities per Belt Width for DRX200

in.	24	30	36	42	48	54	60	72
mm	600	750	900	1050	1200	1350	1500	1800
<b>Slider Bars Required</b>	2	2	2	2	2	2	2	4
<b>Impact Bars Required</b>	4	4	5	7	8	10	11	12
<b>Impact Bar Supports Required</b>	4	4	5	7	8	10	11	12
<b>Impact Bar Bolt Kits Required</b>	16	16	19	25	28	34	37	44

### Product Notes:

- Rated for impacts up to 200 lb-ft (25 kg-m)
- Rated for belt speeds up to 1000 fpm (5m/s)
- Slide-out serviceability
- Velocity Reduction Technology provides multiple points of protection
- Alternative trough angles or picking idler profiles available by special quote



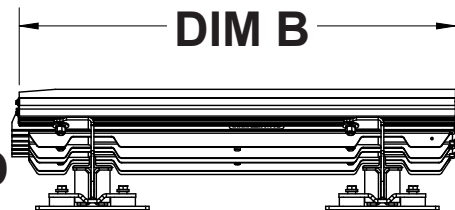
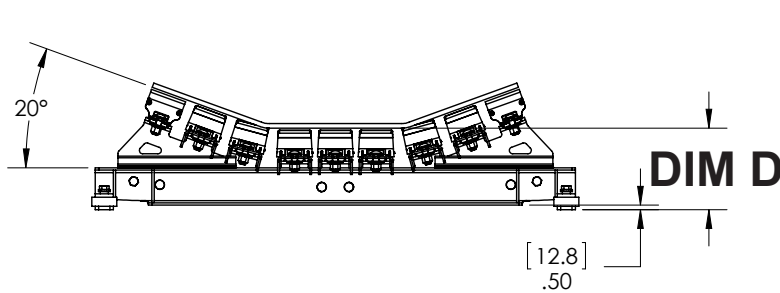
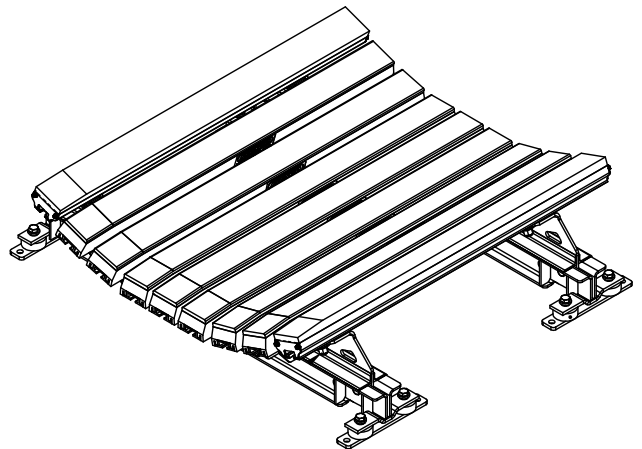
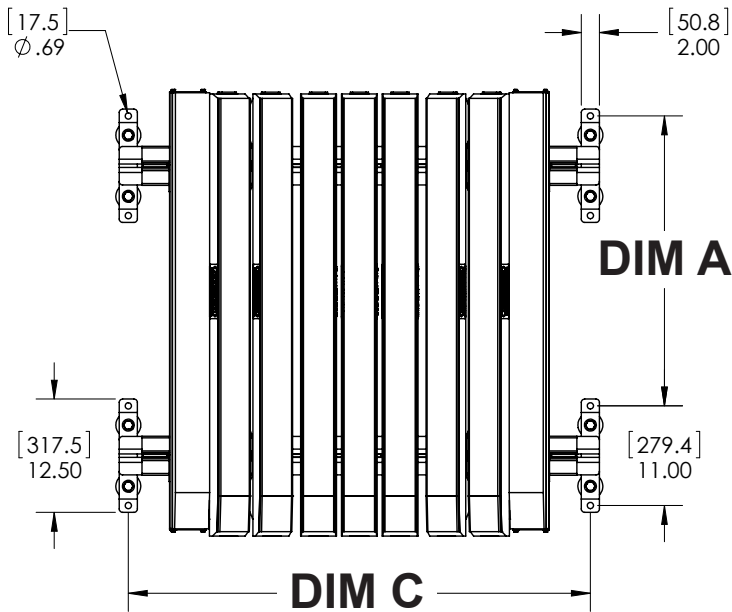
### Shim Requirements

IMPACT BED SIZE	CEMA C OR D, 5" (125mm) Idlers	CEMA C OR D, 6" (150mm) IDLERS
24-36"	Shim idler up 1/2"	No Kits Required
42-72"	No Kits Required	Use (1) SHIM-KITL; Shim up 0.5"

IMPACT BED SIZE	CEMA C OR D, 5" (125mm) Idlers	CEMA C OR D, 6" (150mm) IDLERS
36-60"	Use (3) SHIM-KITL; Shim up 1.5"	Use (4) SHIM-KITL; Shim up 2"
72"	Use (4) SHIM-KITL; Shim up 2"	Use (5) SHIM-KITL; Shim up 2.5"

# Specifications and Guidelines

**DRX200**  
Impact Beds



Bed Length 4' (1.2 M)				Bed Length 5' (1.5 M)				Bed Width		Dim C		Dim D	
Dim A		Dim B		Dim A		Dim B							
in.	mm	in.	mm	in.	mm	in.	mm	in.	mm	in.	mm	in.	mm
32	812.8	48.14	1222.8	44	1117.6	58.38	1482.9	24	600	33	838	9	229
								30	750	39	991	9	229
								36	900	45	1143	9	229
								42	1050	51	1295	9	229
								48	1200	57	1448	9	229
								54	1350	63	1600	9.25	235
								60	1500	69	1753	9.25	235
72	1800	81	2057	9.5	241								

# Product Ordering Information

# DRX750 Impact Beds

## 4' (1.2M) Bed CEMA D construction

BELT WIDTH		TONNAGE RATING (ton/hr)	20° TROUGH		35° TROUGH		WT. LBS
in.	mm		ORDERING NUMBER	ITEM CODE	ORDERING NUMBER	ITEM CODE	
24	600	8,100	DRXM-24-420	76848	DRXM-24-435	76864	365.0
30	750	8,100	DRXM-30-420	76849	DRXM-30-435	76865	397.0
36	900	9,500	DRXM-36-420	76850	DRXM-36-435	76866	467.0
42	1050	12,200	DRXM-42-420	76851	DRXM-42-435	76867	592.0
48	1200	13,600	DRXM-48-420	76852	DRXM-48-435	76868	623.0
54	1350	16,300	DRXM-54-420	76853	DRXM-54-435	76869	704.0
60	1500	17,600	DRXM-60-420	76854	DRXM-60-435	76870	779.0
72	1800	19,000	DRXM-72-420	76855	DRXM-72-435	76871	896.0

Lead time: 3 weeks

## 5' (1.5M) Bed CEMA D construction

BELT WIDTH		TONNAGE RATING (ton/hr)	20° TROUGH		35° TROUGH		WT. LBS
in.	mm		ORDERING NUMBER	ITEM CODE	ORDERING NUMBER	ITEM CODE	
24	600	8,100	DRXM-24-520	76856	DRXM-24-535	76872	403.0
30	750	8,100	DRXM-30-520	76857	DRXM-30-535	76873	435.0
36	900	9,500	DRXM-36-520	76858	DRXM-36-535	76874	514.0
42	1050	12,200	DRXM-42-520	76859	DRXM-42-535	76875	656.0
48	1200	13,600	DRXM-48-520	76860	DRXM-48-535	76876	687.0
54	1350	16,300	DRXM-54-520	76861	DRXM-54-535	76877	777.0
60	1500	17,600	DRXM-60-520	76862	DRXM-60-535	76878	861.0
72	1800	19,000	DRXM-72-520	76863	DRXM-72-535	76879	985.0

Lead time: 3 weeks

## Replacement Parts

REF	DESCRIPTION	ORDERING NUMBER	ITEM CODE	WT. LBS.
1	Impact Bar, 4' (1.2M)	IB4	76926	17.0
1a	Impact Bar, 5' (1.5M)	IB5	76927	21.0
2	Slider Bar, 4' (1.2M)	SB4	78789	20.0
2a	Slider Bar, 5' (1.5M)	SB5	78790	24.1
3	Impact Bar Bolt Kit (incl. (1) ea. 5/8" (15mm) carriage bolt, square washer, flat washer, lock washer, Nylock nut)	IBBK	76928	0.5
4	Impact Bar Support - M 4' (1.2M) (incl. (1) bar support, (2) ea. carriage bolt, square washer, lock washer, Nylock nut)	IBS-M4	76931	16.9
4a	Impact Bar Support - M 5' (1.5M) (incl. (1) bar support, (2) ea. carriage bolt, square washer, lock washer, Nylock nut)	IBS-M5	76932	21.2
5	Sliding Support Arm Bolt Kit (incl. (2) ea. 2" bolt, lock washer, Nylock nut)	ISABK-LMH	77529	2.0
6	Isolation Mount Kit	IMK	76936	3.8
7	DRX750 Shim Kit (incl. 6 shims)	SHIM-KITM	77549	20.4

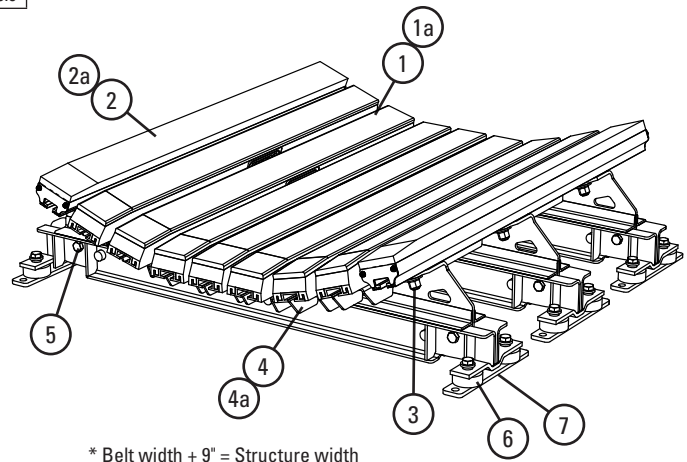
Lead time: 1 working day

## Replacement Quantities per Belt Width for DRX750

	in.	24	30	36	42	48	54	60	72
	mm	600	750	900	1050	1200	1350	1500	1800
<b>Slider Bars Required</b>		2	2	2	2	2	2	2	4
<b>Impact Bars Required</b>		4	4	5	7	8	10	11	12
<b>Impact Bar Supports Required</b>		4	4	5	7	8	10	11	12
<b>Impact Bar Bolt Kits Required</b>		26	26	31	41	46	56	61	72

## Product Notes:

- Rated for impacts up to 750 lb-ft (100 kg-m)
- Rated for belt speeds up to 1000 fpm (5m/s)
- Slide-out serviceability
- Velocity Reduction Technology provides multiple points of protection
- Alternative trough angles or picking idler profiles available by special quote




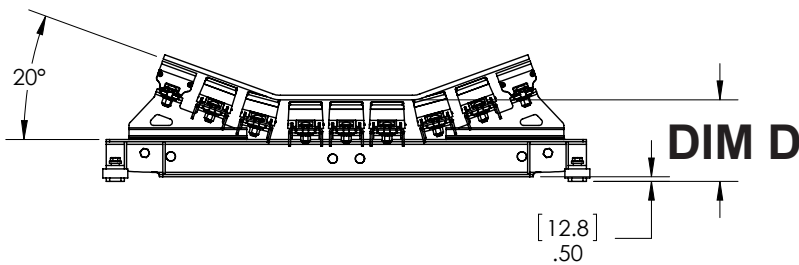
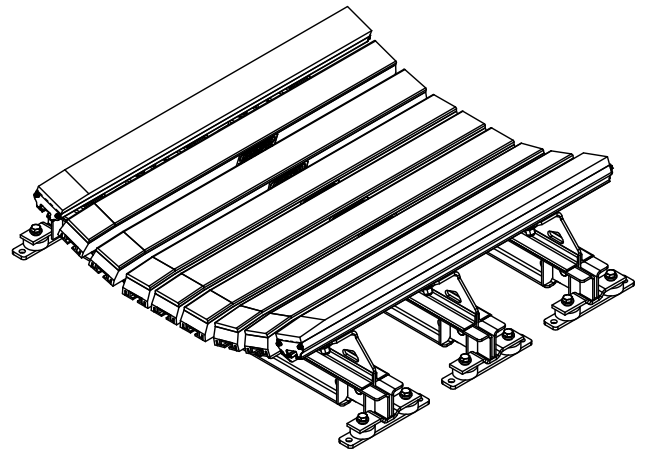
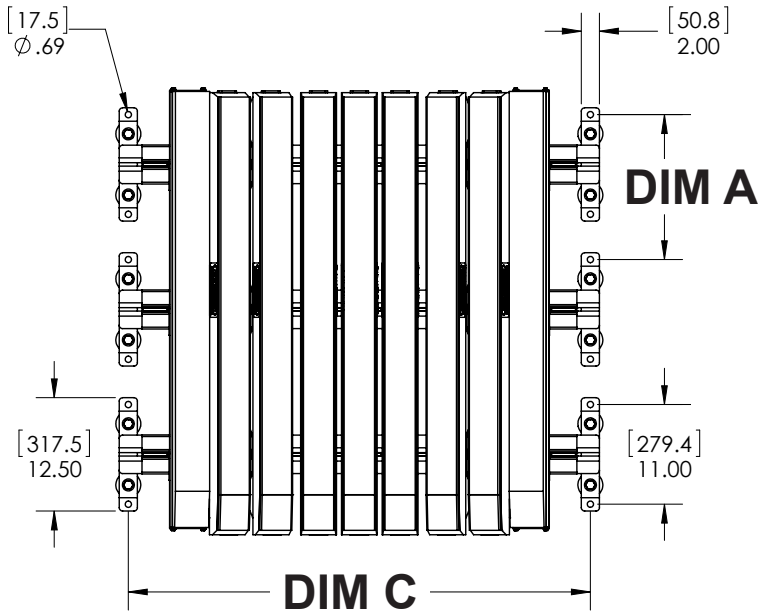
## Shim Requirements

IMPACT BED SIZE	Cema C or D, 5" IDLERS	CEMA C or D, 6" IDLERS
24-36"	Shim idler up 1/2"	No Kits Required
42-72"	No Kits Required	Use (1) SHIM-KITM; Shim up 0.5"

IMPACT BED SIZE	CEMA E, 6" IDLERS	CEMA E, 7" IDLERS
36-60"	Use (3) SHIM-KITM; Shim up 1.5"	Use (4) SHIM-KITM; Shim up 2"
72"	Use (4) SHIM-KITM; Shim up 2"	Use (5) SHIM-KITM; Shim up 2.5"

# Specifications and Guidelines

**DRX750**  
Impact Beds



Bed Length 4' (1.2 M)				Bed Length 5' (1.5 M)				Bed Width		Dim C		Dim D	
Dim A		Dim B		Dim A		Dim B							
in.	mm	in.	mm	in.	mm	in.	mm	in.	mm	in.	mm	in.	mm
16	406.4	48.14	1222.8	22	558.8	58.38	1482.9	24	600	33	838	9	229
								30	750	39	991	9	229
								36	900	45	1143	9	229
								42	1050	51	1295	9	229
								48	1200	57	1448	9	229
								54	1350	63	1600	9.25	235
								60	1500	69	1753	9.25	235
72	1800	81	2057	9.5	241								

# Product Ordering Information

# DRX1500 Impact Beds

## 4' (1.2M) Bed CEMA D construction

BELT WIDTH		TONNAGE RATING (ton/hr)	20° TROUGH		35° TROUGH		WT. LBS
in.	mm		ORDERING NUMBER	ITEM CODE	ORDERING NUMBER	ITEM CODE	
24	600	12,800	DRXH-24-420	76880	DRXH-24-435	76896	503.0
30	750	12,800	DRXH-30-420	76881	DRXH-30-435	76897	545.0
36	900	14,900	DRXH-36-420	76882	DRXH-36-435	76898	628.0
42	1050	19,200	DRXH-42-420	76883	DRXH-42-435	76899	806.0
48	1200	21,300	DRXH-48-420	76884	DRXH-48-435	76900	847.0
54	1350	25,600	DRXH-54-420	76885	DRXH-54-435	76901	977.0
60	1500	27,700	DRXH-60-420	76886	DRXH-60-435	76902	1,066.0
72	1800	29,900	DRXH-72-420	76887	DRXH-72-435	76903	1,210.0

Lead time: 3 weeks

## 5' (1.5M) Bed CEMA D construction

BELT WIDTH		TONNAGE RATING (ton/hr)	20° TROUGH		35° TROUGH		WT. LBS
in.	mm		ORDERING NUMBER	ITEM CODE	ORDERING NUMBER	ITEM CODE	
24	600	12,800	DRXH-24-520	76888	DRXH-24-535	76904	558.0
30	750	12,800	DRXH-30-520	76889	DRXH-30-535	76905	601.0
36	900	14,900	DRXH-36-520	76890	DRXH-36-535	76906	692.0
42	1050	19,200	DRXH-42-520	76891	DRXH-42-535	76907	896.0
48	1200	21,300	DRXH-48-520	76892	DRXH-48-535	76908	937.0
54	1350	25,600	DRXH-54-520	76893	DRXH-54-535	76909	1,084.0
60	1500	27,700	DRXH-60-520	76894	DRXH-60-535	76910	1,181.0
72	1800	29,900	DRXH-72-520	76895	DRXH-72-535	76911	1,334.0

Lead time: 3 weeks

## Replacement Parts

REF	DESCRIPTION	ORDERING NUMBER	ITEM CODE	WT. LBS.
1	Impact Bar, 4' (1.2M)	IB4	76926	17.0
1a	Impact Bar, 5' (1.5M)	IB5	76927	21.0
2	Slider Bar, 4' (1.2M)	SB4	78789	20.0
2a	Slider Bar, 5' (1.5M)	SB5	78790	24.1
3	Impact Bar Bolt Kit (incl. (1) ea. 5/8" (15mm) carriage bolt, square washer, flat washer, lock washer, Nylock nut)	IBBK	76928	0.5
4	Impact Bar Support - H 4' (1.2M) (incl. (1) bar support, (2) ea. carriage bolt, square washer, lock washer, Nylock nut)	IBS-H4	76933	16.6
4a	Impact Bar Support - H 5' (1.5M) (incl. (1) bar support, (2) ea. carriage bolt, square washer, lock washer, Nylock nut)	IBS-H5	76934	21.0
5	Sliding Support Arm Bolt Kit (incl. (2) ea. 2" bolt, lock washer, Nylock nut)	ISABK-LMH	77529	2.0
6	Isolation Mount Kit	IMK	76936	3.8
7	DRX1500 Shim Kit (incl. 8 shims)	SHIM-KITH	77550	27.2

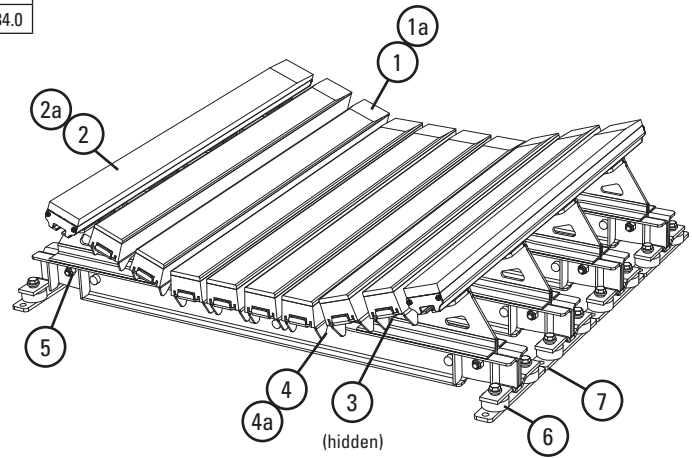
Lead time: 1 working day

## Replacement Quantities per Belt Width for DRX1500

	in.	24	30	36	42	48	54	60	72
	mm	600	750	900	1050	1200	1350	1500	1800
<b>Slider Bars Required</b>		2	2	2	2	2	2	2	4
<b>Impact Bars Required</b>		4	4	5	7	8	10	11	12
<b>Impact Bar Supports Required</b>		4	4	5	7	8	10	11	12
<b>Impact Bar Bolt Kits Required</b>		32	32	38	50	56	68	74	88

## Product Notes:

- Rated for impacts up to 1500 lb-ft (200 kg-m)
- Rated for belt speeds up to 1000 fpm (5m/s)
- Slide-out serviceability
- Velocity Reduction Technology provides multiple points of protection
- Alternative trough angles or picking idler profiles available by special quote



\* Belt width + 9" = Structure width


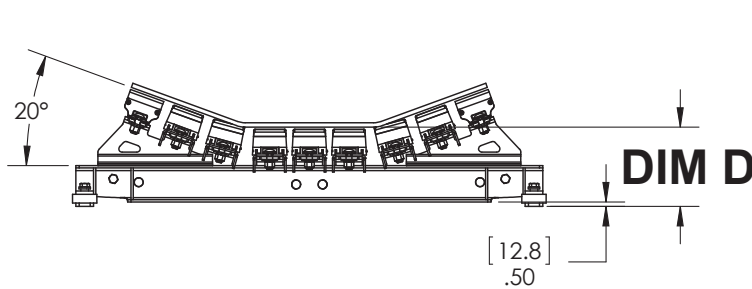
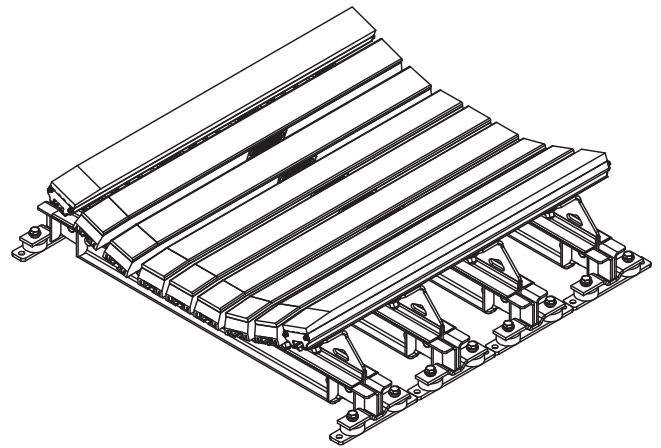
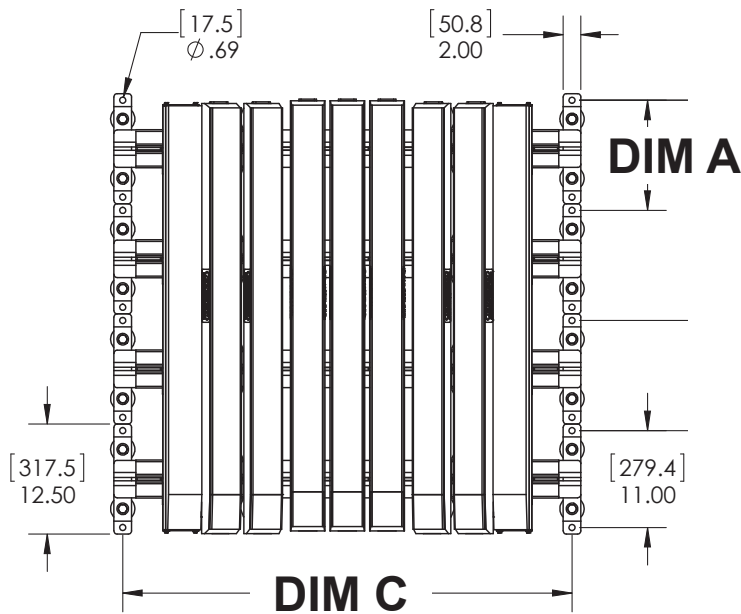
## Shim Requirements

IMPACT BED SIZE	Cema C or D, 5" IDLERS	CEMA C or D, 6" IDLERS
24-36"	Shim idler up 1/2"	No Kits Required
42-72"	No Kits Required	Use (1) SHIM-KITH; Shim up 0.5"

IMPACT BED SIZE	CEMA E, 6" IDLERS	CEMA E, 7" IDLERS
36-60"	Use (3) SHIM-KITH; Shim up 1.5"	Use (4) SHIM-KITH; Shim up 2"
72"	Use (4) SHIM-KITH; Shim up 2"	Use (5) SHIM-KITH; Shim up 2.5"

# Specifications and Guidelines

**DRX1500**  
Impact Beds



Bed Length 4' (1.2 M)				Bed Length 5' (1.5 M)				Bed Width		Dim C		Dim D	
Dim A		Dim B		Dim A		Dim B							
in.	mm	in.	mm	in.	mm	in.	mm	in.	mm	in.	mm	in.	mm
12.5	317.5	48.14	1222.8	16	406.4	58.38	1482.9	24	600	33	838	9	229
								30	750	39	991	9	229
								36	900	45	1143	9	229
								42	1050	51	1295	9	229
								48	1200	57	1448	9	229
								54	1350	63	1600	9.25	235
								60	1500	69	1753	9.25	235
72	1800	81	2057	9.5	241								



# Product Ordering Information

**DRX3000**  
Dynamic Beds

## 5' (1.5M) Bed CEMA E construction

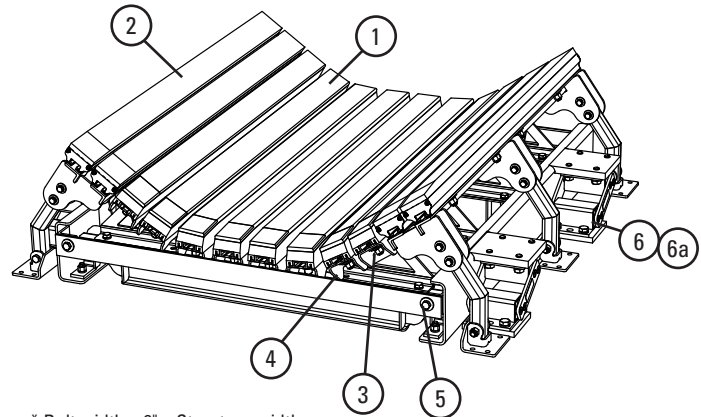
BELT WIDTH		TONNAGE RATING (ton/hr)	20° TROUGH		35° TROUGH		WT. LBS
in.	mm		ORDERING NUMBER	ITEM CODE	ORDERING NUMBER	ITEM CODE	
36	900	22,300	DRXD-36-520	115010	DRXD-36-535	115011	1,286.0
42	1050	28,700	DRXD-42-520	76912	DRXD-42-535	76919	1,351.0
48	1200	31,900	DRXD-48-520	76913	DRXD-48-535	76920	1,407.0
54	1350	38,300	DRXD-54-520	76914	DRXD-54-535	76921	1,568.0
60	1500	41,500	DRXD-60-520	76915	DRXD-60-535	76922	1,676.0
72	1800	44,700	DRXD-72-520	76916	DRXD-72-535	76923	2,098.0
84	2100	51,100	DRXD-84-520	76917	DRXD-84-535	76924	2,261.0
96	2400	63,900	DRXD-96-520	76918	DRXD-96-535	76925	2,609.0

Lead time: 4 weeks

## Replacement Parts

REF	DESCRIPTION	ORDERING NUMBER	ITEM CODE	WT. LBS.
1	Impact Bar, 5' (1.5M) (1/2" (12.5 mm) UHMW)	IB5	76927	21.2
2	Slider Bar, 5' (1.5M)	SB5	78790	24.1
3	Impact Bar Bolt Kit (incl. (1) ea. 5/8" (15mm) carriage bolt, square washer, flat washer, lock washer, Nylock nut)	IBBK	76928	0.5
4	Impact Bar Support - D 5' (1.5M) (incl. (1) bar support, (2) ea. carriage bolt, square washer, lock washer, Nylock nut)	IBS-D5	77530	21.0
5	Sliding Support Arm Bolt Kit (incl. (4) 1-1/2" bolt, (2) 2" bolt, (6) ea. lock washer, Nylock nut)	ISABK	76935	2.0
6	Impact Energy Absorber for sizes 36-60" (900-1500mm)	IEA-36-60	76937	42.0
6a	Impact Energy Absorber for sizes 72-96" (1800-2400mm)	IEA-72-96	76938	66.0

Lead time: 1 working day



\* Belt width + 9" = Structure width

## Replacement Quantities per Belt Width for DRX3000

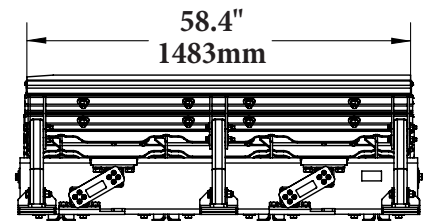
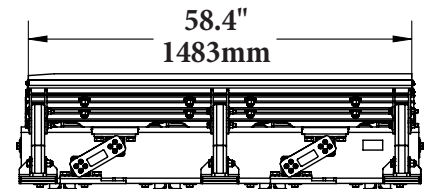
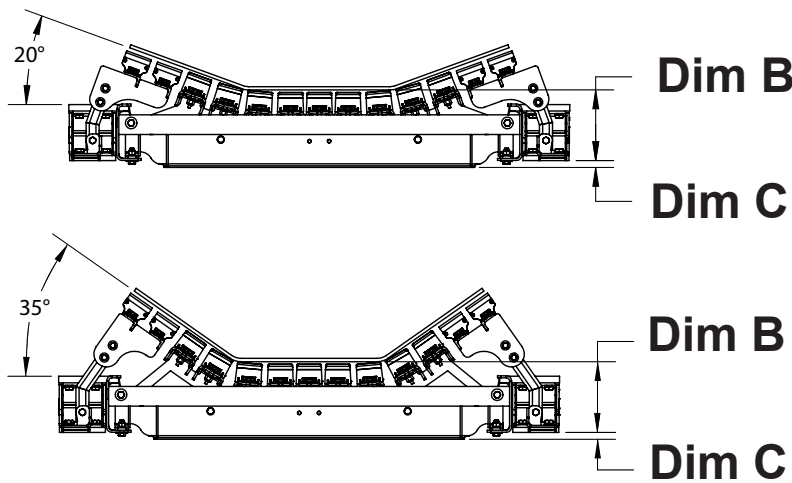
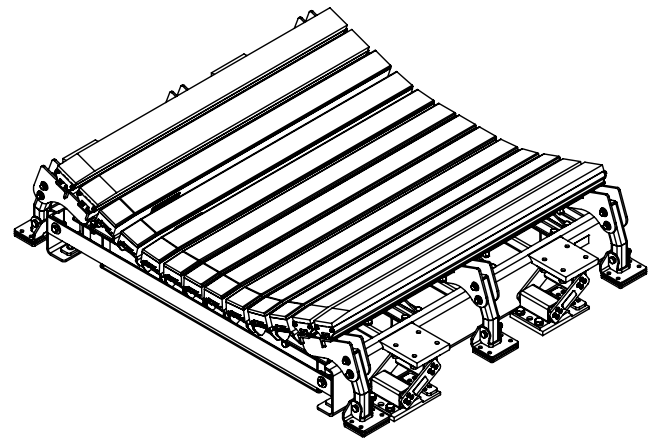
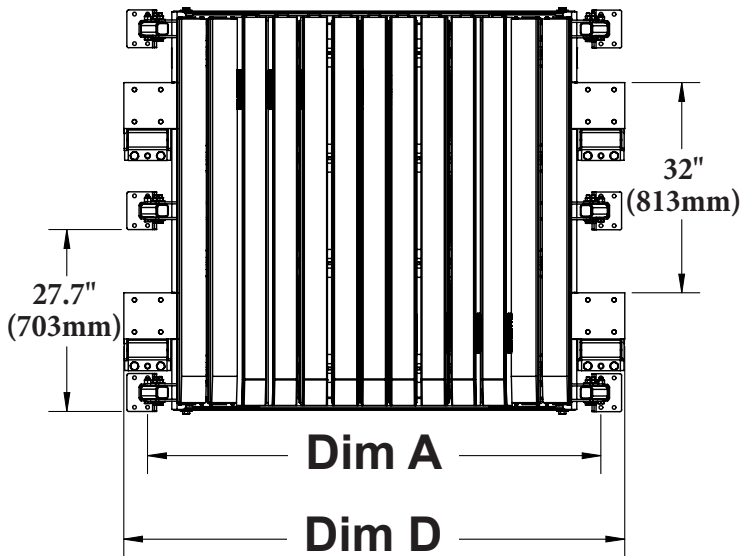
	36	42	48	54	60	72	84	96
<b>Slider Bars Required</b>	2	2	2	4	4	4	4	4
<b>Impact Bars Required</b>	5	8	8	8	9	12	12	16
<b>Impact Bar Supports Required</b>	5	8	8	8	9	12	12	16
<b>Impact Bar Bolt Kits Required</b>	43	56	56	64	70	88	88	112

## Product Notes:

- For extreme impact applications up to 3000 lb-ft (lump size x drop height).
- Rated for belt speeds up to 1000 fpm (5m/s).
- Impact Energy Absorbers compress up to 3" (75mm) to absorb extreme impact energy to minimize damaging forces and protect the belt.
- Alternative trough angles or picking idler profiles available by special quote.

# Specifications and Guidelines

**DRX3000**  
Dynamic Beds



Bed Width		Dim A		Dim B		Dim C		Dim D	
in.	mm	in.	mm	in.	mm	in.	mm	in.	mm
36	900	45	1143.0	10.75	273	1.05	26.6	52.25	1327.2
42	1050	51	1295.4	10.75	273	1.09	27.7	58.25	1479.6
48	1200	57	1447.8	10.75	273	1.09	27.7	64.25	1632.0
54	1350	63	1600.2	10.75	273	1.09	27.7	70.25	1784.4
60	1500	69	1752.6	10.75	273	1.09	27.7	76.25	1936.8
72	1800	81	2057.4	11.50	292.1	1.15	29.1	90.25	2292.4
84	2100	93	2362.2	11.75	298.5	1.15	29.1	102.25	2597.2
96	2400	105	2667.0	11.75	298.5	1.15	29.1	114.25	2902.0

# Product Ordering Information

**DRX4500**  
Dynamic Beds

## 5' (1.5M) Bed CEMA E construction

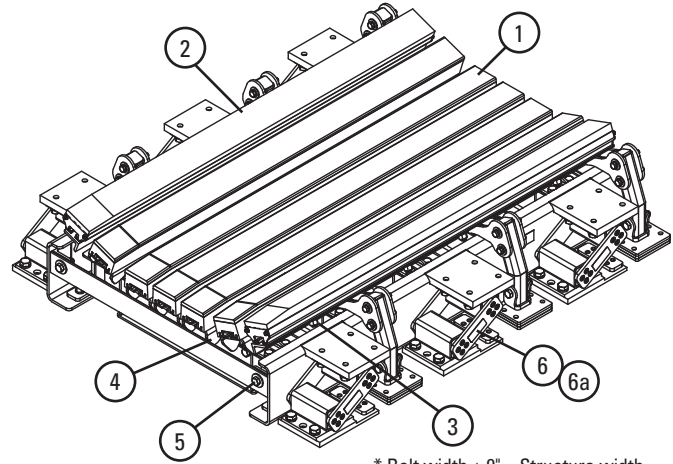
BELT WIDTH		TONNAGE RATING (ton/hr)	20° TROUGH		35° TROUGH		WT. LBS
in.	mm		ORDERING NUMBER	ITEM CODE	ORDERING NUMBER	ITEM CODE	
36	900	22,300	DRXDX-36-520	107569	DRXDX-36-535	107570	1,642.2
42	1050	28,700	DRXDX-42-520	107572	DRXDX-42-535	107573	1,923.1
48	1200	31,900	DRXDX-48-520	107575	DRXDX-48-535	107576	1,996.3
54	1350	38,300	DRXDX-54-520	107578	DRXDX-54-535	107579	2,174.0
60	1500	41,500	DRXDX-60-520	107581	DRXDX-60-535	107582	2,317.1
72	1800	44,700	DRXDX-72-520	107584	DRXDX-72-535	107585	2,927.5
84	2100	51,100	DRXDX-84-520	107587	DRXDX-84-535	107588	3,124.4
96	2400	63,900	DRXDX-96-520	107590	DRXDX-96-535	107591	3,576.3

Lead time: 4 weeks

## Replacement Parts

REF	DESCRIPTION	ORDERING NUMBER	ITEM CODE	WT. LBS.
1	Impact Bar, 5' (1.5M) (1/2" (12.5 mm) UHMW)	IB5	76927	21.2
2	Slider Bar, 5' (1.5M)	SB5	78790	24.1
3	Impact Bar Bolt Kit (incl. (1) ea. 5/8" (15mm) carriage bolt, square washer, flat washer, lock washer, Nylock nut)	IBBK	76928	0.5
4	Impact Bar Support - DX 5' (1.5M) (incl. (1) bar support, (2) ea. carriage bolt, square washer, lock washer, Nylock nut)	IBS-DX5	111728	21.0
5	Sliding Support Arm Bolt Kit (incl. (4) 1-1/2" bolt, (2) 2" bolt, (6) ea. lock washer, Nylock nut)	ISABK	76935	2.0
6	Impact Energy Absorber for sizes 36-60" (900-1500mm)	IEA-36-60	76937	42.0
6a	Impact Energy Absorber for sizes 72-96" (1800-2400mm)	IEA-72-96	76938	66.0

Lead time: 1 working day



\* Belt width + 9" = Structure width

## Replacement Quantities per Belt Width for DRX4500

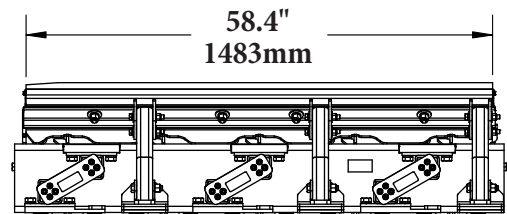
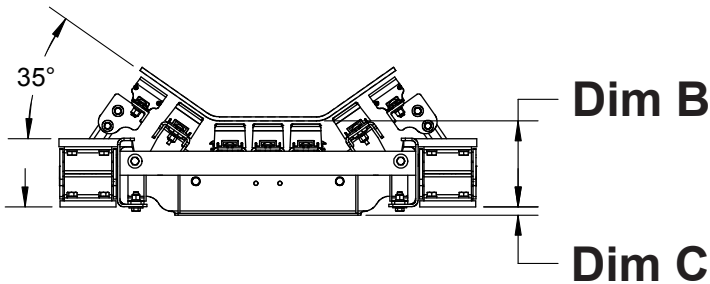
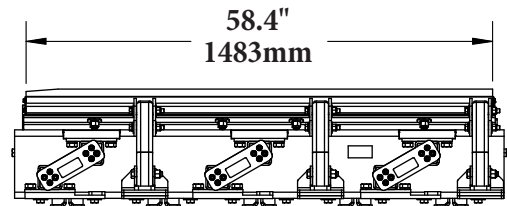
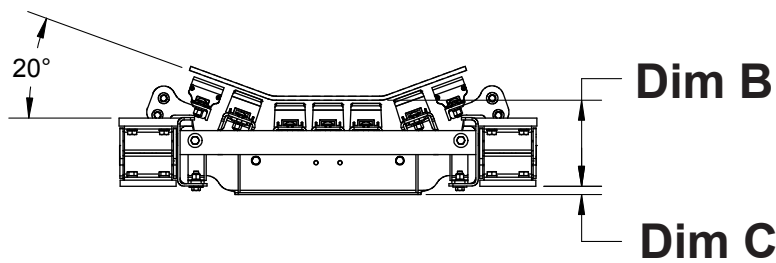
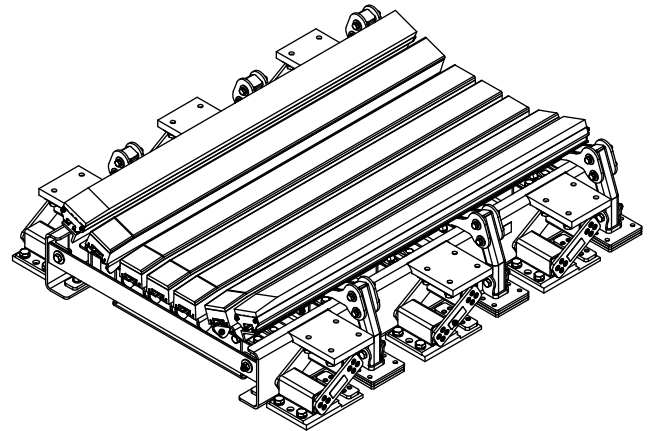
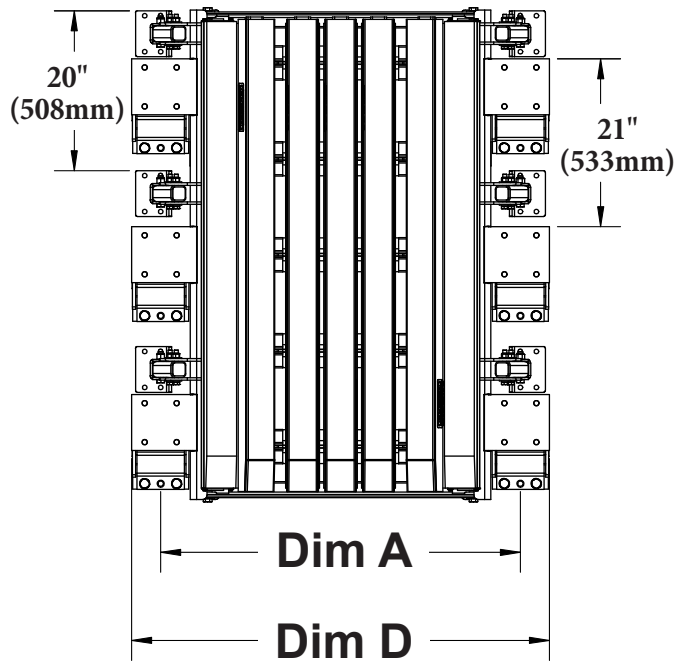
	in.	36	42	48	54	60	72	84	96
	mm	900	1050	1200	1350	1500	1800	2100	2400
<b>Slider Bars Required</b>		2	2	2	4	4	4	4	4
<b>Impact Bars Required</b>		5	8	8	8	9	12	12	16
<b>Impact Bar Supports Required</b>		5	8	8	8	9	12	12	16
<b>Impact Bar Bolt Kits Required</b>		48	72	80	88	112	112	144	112

## Product Notes:

- For extreme impact applications up to 4500 lb-ft (lump size x drop height).
- Rated for belt speeds up to 1000 fpm (5m/s).
- Impact Energy Absorbers compress up to 3" (75mm) to absorb extreme impact energy to minimize damaging forces and protect the belt.
- Alternative trough angles or picking idler profiles available by special quote.

# Specifications and Guidelines

**DRX4500**  
Dynamic Beds



Bed Width		Dim A		Dim B		Dim C		Dim D	
in.	mm	in.	mm	in.	mm	in.	mm	in.	mm
36	900	45	1143.0	10.75	273.1	1.05	26.6	52.25	1327.2
42	1050	51	1295.4	10.75	273.1	1.05	26.6	58.25	1479.6
48	1200	57	1447.8	10.75	273.1	1.05	26.6	64.25	1632.0
54	1350	63	1600.2	10.75	273.1	1.05	26.6	70.25	1784.4
60	1500	69	1752.6	10.75	273.1	1.05	26.6	76.25	1936.8
72	1800	81	2057.4	11.50	292.1	1.10	27.9	90.25	2292.4
84	2100	93	2362.2	11.75	298.5	1.10	27.9	102.25	2597.2
96	2400	105	2667.0	11.75	298.5	1.10	27.9	114.25	2902.0

# Product Ordering Information

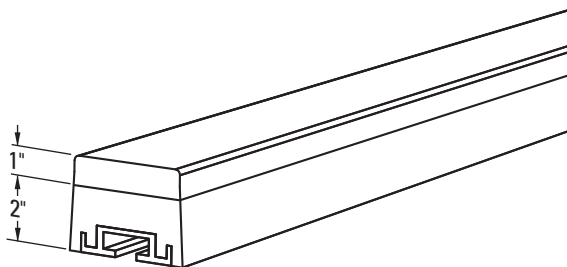
## DRX™ Impact Beds Optional Parts and Tools

### Impact Bars with 1" UHMW

For impact beds that have heavy abrasive wear on the impact bars.

DESCRIPTION	ORDERING NUMBER	ITEM CODE	WT. LBS.
4' Impact Bar with 1" UHMW	IB4-1U	76965	17.0
5' Impact Bar with 1" UHMW	IB5-1U	76966	21.2

Lead time: 1 working day



Impact Bar with 1" UHMW Cover

### Impact Bar Bolt Kit for Other OEM Impact Beds\*

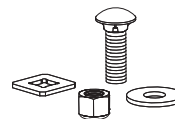
1/2" carriage bolt, square washer, flat washer and Nylock nut to mount DRX Impact Bars on other OEM beds that use 1/2" T-bolts.

Count cross stringers on OEM bed (example: 3 cross stringers require 3 Bolt Kits per impact bar)

DESCRIPTION	ORDERING NUMBER	ITEM CODE	WT. LBS.
OEM Impact Bar Bolt Kit	OIBBK	76950	0.5

\*Kit includes 1 ea. bolt, square washer, flat washer and Nylock nut.

Lead time: 1 working day



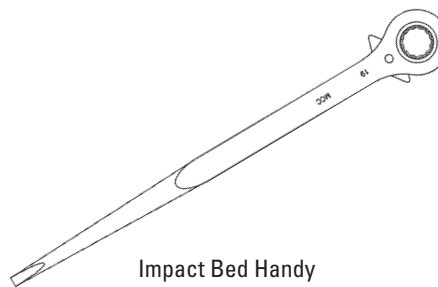
Optional Impact Bar Bolt Kit

### Impact Bed Handy Wrench

A ratcheting wrench with 2 common socket sizes: 3/4" & 15/16" (19mm & 24mm) for installation and maintenance of impact beds.

DESCRIPTION	ORDERING NUMBER	ITEM CODE	WT. LBS.
Impact Bed Handy Wrench	HW-IMPB	76939	1.6

Lead time: 1 working day



Impact Bed Handy Wrench

# Selection Guidelines


# Belt Tracking Products

MODEL	APPLICATION RANGE
Belt Positioner™	Return side only. 800 PIW max tension on Small, Medium and Large; 1200 PIW max tension on Extra Large. Also works on reversing belts.
PTEZ™	Medium-duty belts up to 1600 PIW max tension. Also works on reversing belts. Belt width 18–48" (450–1200mm).
PT Smart™	Medium-duty belts up to 1600 PIW max tension. Belt width 42–84" (1050–2100mm). Belt thickness 1" (25mm) maximum.
HD PTEZ™	Medium-duty belts up to 2400 PIW max tension. Belt widths + 9" (225mm) idler. Belt thickness 1" (25mm) maximum. Also works on reversing belts.
PT Max™	Heavy-duty belts up to 3000 PIW max Generally 3/4"–1" thick (19–25mm) Belt width 24–60" (600–1500mm)
HD PT Max™	Heavy-duty belts up to 6000 PIW max tension. Belt width 54–84" (1350–2100mm)


Belt Positioner™




PTEZ™



PT Smart™  
Standard



HD PTEZ™



PT Max™  
Top Side



PT Max™  
Return Side



Conveyor Criteria	Belt Positioner™	PTEZ™	Heavy Duty PTEZ™	PT Smart™	PT Max™	Heavy Duty PT Max™	Super Duty PT Max™
Top side mistracking	No	No	No	No	Yes	Yes	Yes
Return side mistracking	Yes	Yes	Yes	Yes	Yes	Yes	Yes
Reversing	Yes	Yes	Yes	No	No	No	No
Belt mistracking to one side	Better	Better	Better	Better	Better	Better	Better
Belt mistracking to both sides	Acceptable	Better	Better	<b>Best</b>	<b>Best</b>	<b>Best</b>	<b>Best</b>
Inconsistent tracking problem	Good	Better	Better	<b>Best</b>	<b>Best</b>	<b>Best</b>	<b>Best</b>
Belt is cupped (heavy)	<b>Best</b> ‡	Better ‡	Better ‡	Better	Better	Better	Better
Belt has edge damage	<b>Best</b>	<b>Best</b>	<b>Best</b>	Good	Good	Good	Good
Ease of Installation	<b>Best</b>	Better	Better	Good	Good	Good	Good
Belt has low running tension (150-300 PIW)	Good	Good	Good	Good	Good	N/A	N/A
Belt has medium running tension (300-1600 PIW)	Better	Better	Better	Better	<b>Best</b>	<b>Best</b>	<b>Best</b>
Belt has high running tension (1600+ PIW)	N/A	N/A	N/A	N/A	Better	<b>Best</b>	<b>Best</b>
Approx. "upstream" effect *Δ	50' (15 M)	20' (6 M)	20' (6 M)	20' (6 M)	50' (15 M)	50' (15 M)	50' (15 M)
Approx. "downstream" effect *Δ	50' (15 M)	100–120' (30–36 M)	100–120' (30–36 M)	120–150' (36–45 M)	150–200' (45–61 M)	150–200' (45–61 M)	150–200' (45–61 M)

‡ Installed on the clean side of the return belt

\* Typical results; actual results may vary

Δ Disc idlers have the potential to reduce these numbers

# Product Ordering Information

**Belt Positioner™**



## Belt Positioner™

SIZE	BELT WIDTH (Min–Max)		POSITIONER WIDTH (Min–Max)		RUBBER ROLLERS			STEEL ROLLERS		
	in.	mm	in.	mm	ORDERING NUMBER	ITEM CODE	WT. LBS.	ORDERING NUMBER	ITEM CODE	WT. LBS.
Small	18–24	450–600	24–34	600–850	RBP1R-S	90646	60.5	RBP1S-S	74558	69.8
Medium	30–48	750–1200	34–56	850–1400	RBP1R-M	90647	73.5	RBP1S-M	74559	84.6
Large	54–72	1350–1800	56–83	1400–2075	RBP1R-L	90648	94.0	RBP1S-L	74560	109.5
Extra Large	72–96	1800–2400	72–120	1800–3000	RBP1R-XL	90649	182.0	RBP1S-XL	74561	199.6

Lead time: 1 working day

Use next larger size for belt widths between ranges.

NOTE: Idler Rollers on sizes S, M and L are 5" (125mm) diameter and rated CEMA D.

Idler Rollers on the XL size are 6" (150mm) diameter and rated CEMA E.

## Product Notes:

- The Positioner should be centered between two standard return rollers. For general applications – standard belts up to 72" (1800mm): position the unit no closer than 3' (.9M) to a return roller and no farther than 6' (1.8M).
- Works on the return side of the conveyor using simple angled rollers mounted in a fixed position to quickly and continuously funnel the belt into the correct path.
- A "quick fix" solution for belts that consistently wander to one side.
- Typically installed before the tail pulley to keep the belt centered at the critical loading point. Center loading is the key to solving many top side tracking problems.
- Idler rollers make smooth contact with the return belt's bottom cover, eliminating excessive wear and damage to the belt's edges.
- Has no pivoting mechanism to freeze up and cause the unit to stop working.
- Once installed, no further adjustment is required.

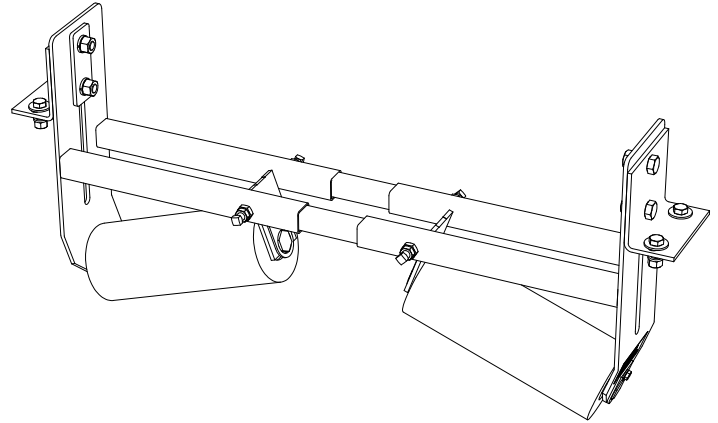


# Specifications & Guidelines

## Belt Width Specifications

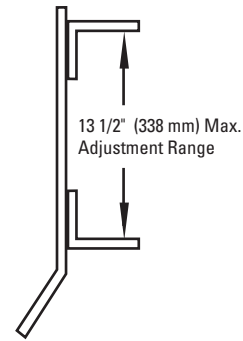
SIZE	BELT WIDTH (Min-Max)		POSITIONER WIDTH (Min-Max)	
	in.	mm	in.	mm
Small	18–24	450–600	24–34	600–850
Medium	30–48	750–1200	34–56	850–1400
Large	54–72	1350–1800	56–83	1400–2075
Extra Large	72–96	1800–2400	72–120	1800–3000

Use next larger size for belt widths between ranges.



## Application Guidelines:

- Belt Splice ..... Mechanically Fastened/Vulcanized
- Belt Speed ..... 1000 FPM (5M/sec)
- Belt Direction ..... Reversing



## Roller Specifications

SPECIFICATION	Rubber	Steel
Material	STEEL and 3/8" RUBBER	STEEL
Durometer	60	N/A
Rating	CEMA D (XL is CEMA E)	CEMA D (XL is CEMA E)
Bearings	6305 Sealed Ball Bearing	6305 Sealed Ball Bearing
Shaft Diameter	1" (25mm)	1" (25mm)
Wall Thickness	9 Gauge (.148) (XL - 1/4")	9 Gauge (.148) (XL - 1/4")
Specific Gravity	Over 1	Over 1
Working Temperature	-4 to 220°F	-4 to 220°F
	-20 to 104°C	-20 to 104°C
Grease & Chemical Resistance	Good	Good
Sticky Material Performance	Excellent	Good

## Roller Dimensions

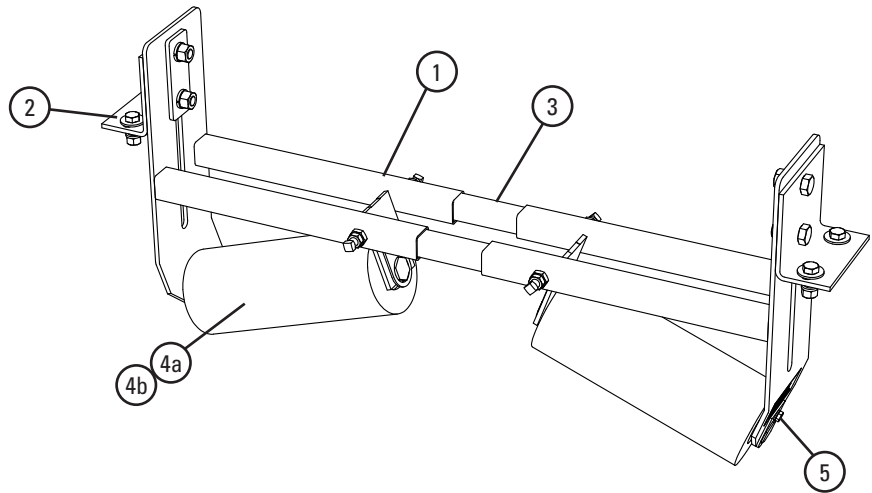
SIZE	LENGTH		DIAMETER	
	in.	mm	in.	mm
Small	9	225	5	125
Medium	13	325	5	125
Large	19	475	5	125
Extra Large	21	525	6	150

## Product Notes:

- Optimal location: no closer than 3' (.9M) and no further than 6' (1.8M) from a return roller.
- All rollers are "sealed for life". No regreasing maintenance is required.
- MSHA approved.

# Replacement Parts List

**Belt Positioner™**



## Replacement Parts

REF	DESCRIPTION	BELT WIDTH (Min-Max)		ORDERING NUMBER	ITEM CODE	WT. LBS.
		in.	mm			
1	Small Frame Kit* (1 ea.)	18-24	450-600	RBPFK-S	75522	12.5
	Medium Frame Kit* (1 ea.)	30-48	750-1200	RBPFK-M	75523	14.5
	Large Frame Kit* (1 ea.)	54-72	1350-1800	RBPFK-L	75524	19.5
	Extra Large Frame Kit* (1 ea.)	72-96	1800-2400	RBPFK-XL	75525	28.5
2	Mounting Bracket Kit* (1 ea.)			RBPMBK	75526	6.0
3	Small Inner Tube (1 ea.)	18-24	450-600	RBPIIT-S	75527	3.0
	Medium Inner Tube (1 ea.)	30-48	750-1200	RBPIIT-M	75528	4.5
	Large Inner Tube (1 ea.)	54-72	1350-1800	RBPIIT-L	75529	6.5
	Extra Large Inner Tube (1 ea.)	72-96	1800-2400	RBPIIT-XL	75530	9.0

\*Hardware included  
Lead time: 1 working day

## Replacement Rollers

REF	DESCRIPTION	ORDERING NUMBER	ITEM CODE	WT. LBS.
4a	Small Rubber Roller	RBPRR-S	90650	7.9
	Medium Rubber Roller	RBPRR-M	90651	11.0
	Large Rubber Roller	RBPRR-L	90652	15.5
	Extra Large Rubber Roller	RBPRR-XL	90653	27.8
4b	Small Steel Roller	RBPSR-S	74562	12.2
	Medium Steel Roller	RBPSR-M	74563	16.5
	Large Steel Roller	RBPSR-L	74564	23.2
	Extra Large Steel Roller	RBPSR-XL	74565	36.6
5	Roller Retainer Kit (incl. 1 retainer and hardware)	RBPRET	73163	0.5

Lead time: 1 working day

Idler rollers on sizes S, M and L are 5" (125mm) diameter and rated CEMA D.  
Idler rollers on the XL size are 6" (150mm) diameter and rated CEMA E.

\*Roller Retainer Kit not required for XL rollers (SDX style).

# Product Ordering Information

**PTEZ™**  
Belt Trainer

## PTEZ™


BELT WIDTH		ORDERING NUMBER	ITEM CODE	WT. LBS.
in.	mm			
18	450	PTEZ-18	90265	120.0
24	600	PTEZ-24	90266	130.0
30	750	PTEZ-30	90267	140.0
36	900	PTEZ-36	90268	150.0
42	1050	PTEZ-42	90269	160.0
48	1200	PTEZ-48	90270	170.0

Lead time: 1 working day

## HD PTEZ™

BELT WIDTH		ORDERING NUMBER	ITEM CODE	WT. LBS.
in.	mm			
42	1050	PTEZHD-42/1050	90616	228.0
48	1200	PTEZHD-48/1200	90617	252.0
54	1350	PTEZHD-54/1350	90618	277.0
56	1400	PTEZHD-56/1400	90795	285.0
60	1500	PTEZHD-60/1500	90619	301.0
64	1600	PTEZHD-64/1600	90796	317.0
72	1800	PTEZHD-72/1800	90620	349.0
80	2000	PTEZHD-80/2000	90797	382.0
84	2100	PTEZHD-84/2100	90621	398.0

Lead time: 1 working day



## HD PTEZ™ Underground Structure

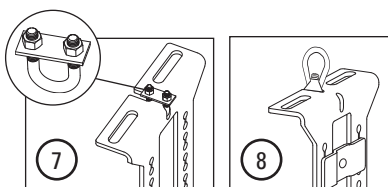
BELT WIDTH		ORDERING NUMBER	ITEM CODE	WT. LBS.
in.	mm			
42	1050	PTEZHD-42/1050-UG	90798	230.0
48	1200	PTEZHD-48/1200-UG	90799	254.0
54	1350	PTEZHD-54/1350-UG	90800	279.0
60	1500	PTEZHD-60/1500-UG	90801	303.0
72	1800	PTEZHD-72/1800-UG	90802	351.0

Lead time: 1 working day

## Product Notes:

- Simple adjustable mounting brackets ensure quick and accurate installation.
- Urethane roller cover ensures long-lasting performance.
- Works in multiple applications, yet economical. Single-direction and reversing belts. Wet or dry conditions. Belts with edge damage or wear. Belts mistracking to one or both sides.
- Easy ordering and installation. Enhanced to meet instant demands for training solutions, the PTEZ is available on a one-working-day lead time. The simple brackets and component construction also ensure a quick and easy installation.
- Uses tapered and patterned roller to activate the trainer movement. Pivot influences direction while Tilt increases the tension on the mistracked side – the result is two forces quickly moving the belt back to center.
- Works with mechanically fastened or vulcanized belts.

# Replacement Parts List

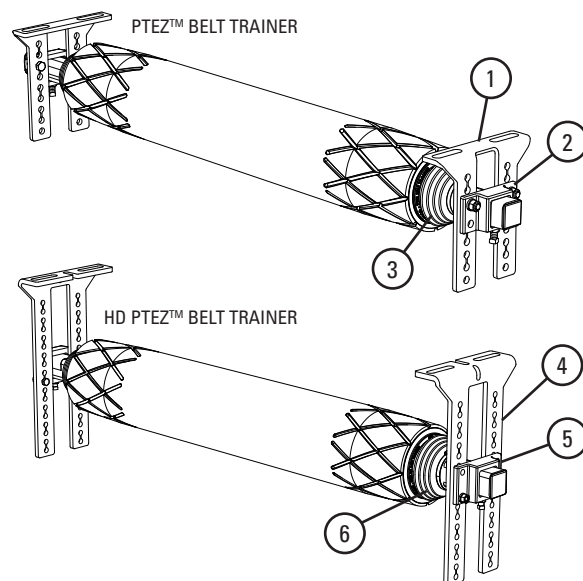


## PTEZ™ Replacement Parts

REF	DESCRIPTION	ORDERING NUMBER	ITEM CODE	WT. LBS.
1	PTEZ Mounting Bracket Kit (2 ea.)	PTEZMB	90351	8.0
2	PTEZ Pole Bracket Kit (2 ea.)	PTEZPB	90352	6.0
3	PTEZ Dust Cover Kit (2 ea.)	PTEZDC	90353	1.0
4	PTEZ HD Mount Bracket Kit (2 ea.)	PTEZHD-MBK	90803	19.0
5	PTEZ HD Pole Bracket Kit (2 ea.)	PTEZHD-PBK	90804	8.0
6	PTEZ HD Dust Cover Kit (2 ea.)	PTEZHD-DCK	90805	1.0
7	PTEZ HD Wire Rope Bolt Kit (2 ea.)	PTEZHD-WRBK	90806	1.0
8	PTEZ HD J Bolt Bracket Kit (2 ea.)	PTEZHD-JBBK	90807	2.0

Lead time: 1 working day

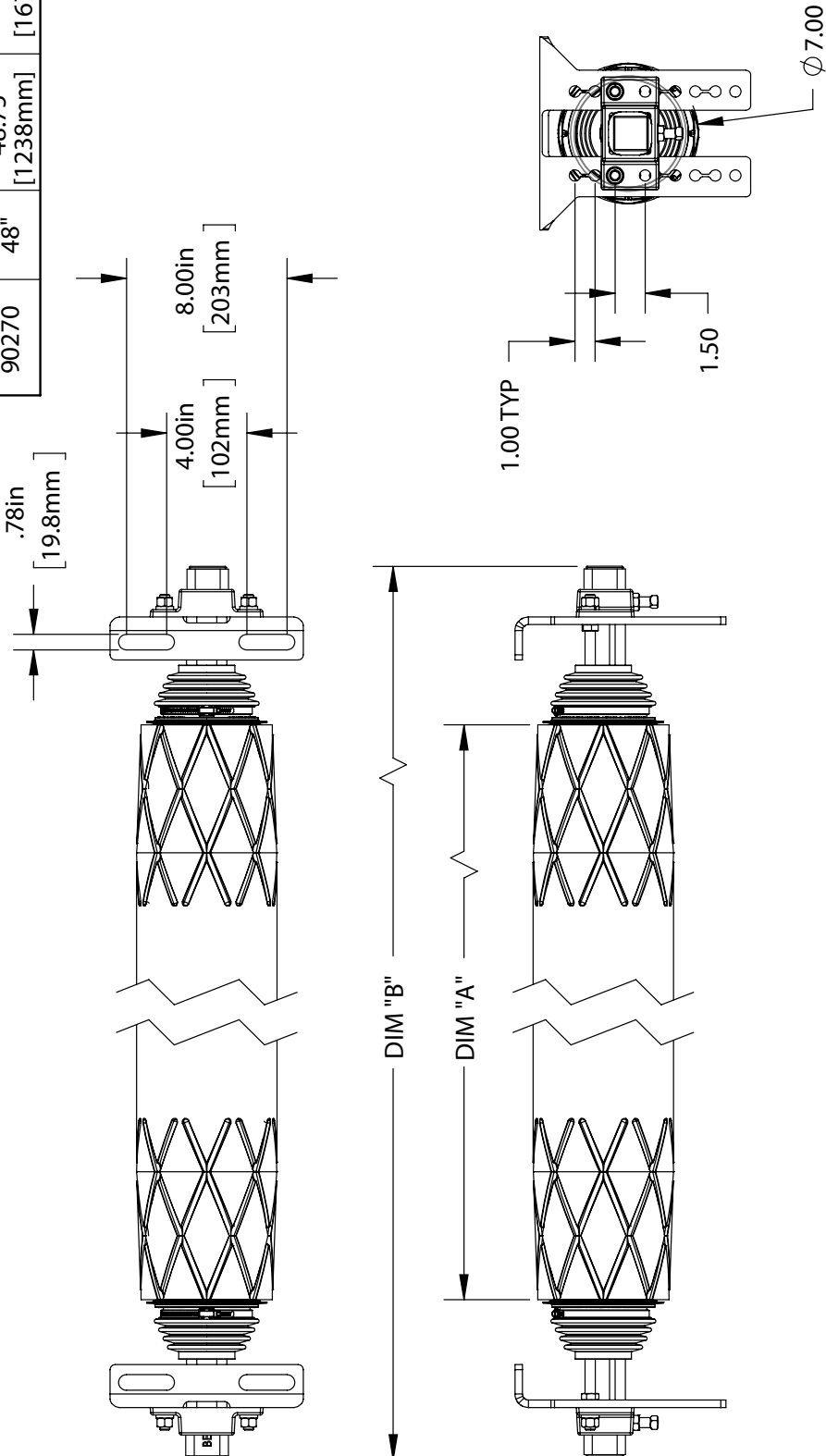
\*Bracket set for 1 roller



# Specifications & Guidelines

**PTEZ™**  
Belt Trainer

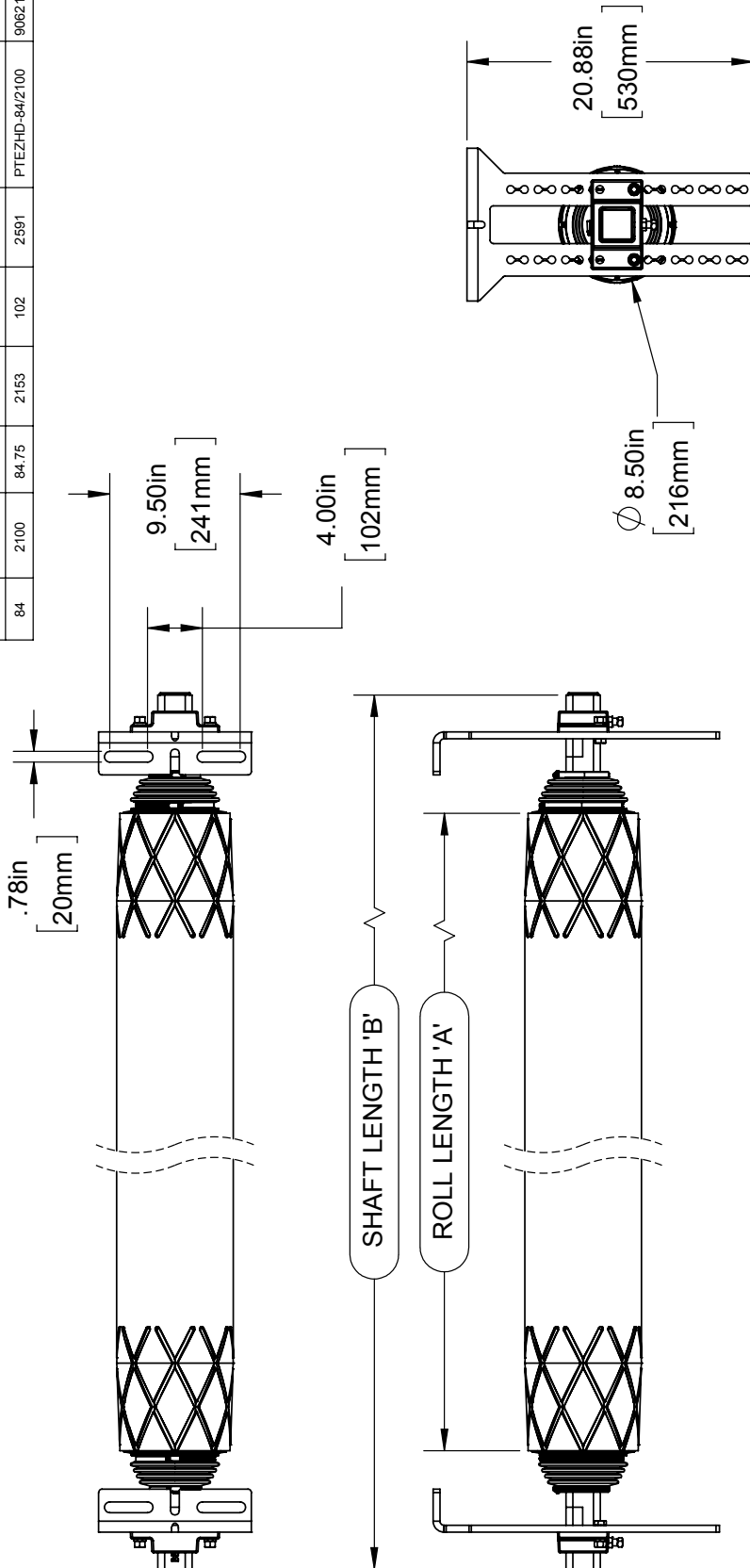
PART NUMBER	BELT WIDTH	DIM "A"	DIM "B"
90265	18"	18.75" [476mm]	36" [914mm]
90266	24"	24.75" [629mm]	42" [1067mm]
90267	30"	30.75" [781mm]	48" [1219mm]
90268	36"	36.75" [933mm]	54" [1372mm]
90269	42"	42.75" [1086mm]	60" [1524mm]
90270	48"	48.75" [1238mm]	66" [1676mm]



# Specifications & Guidelines

**HD PTEZ™**  
Belt Trainer

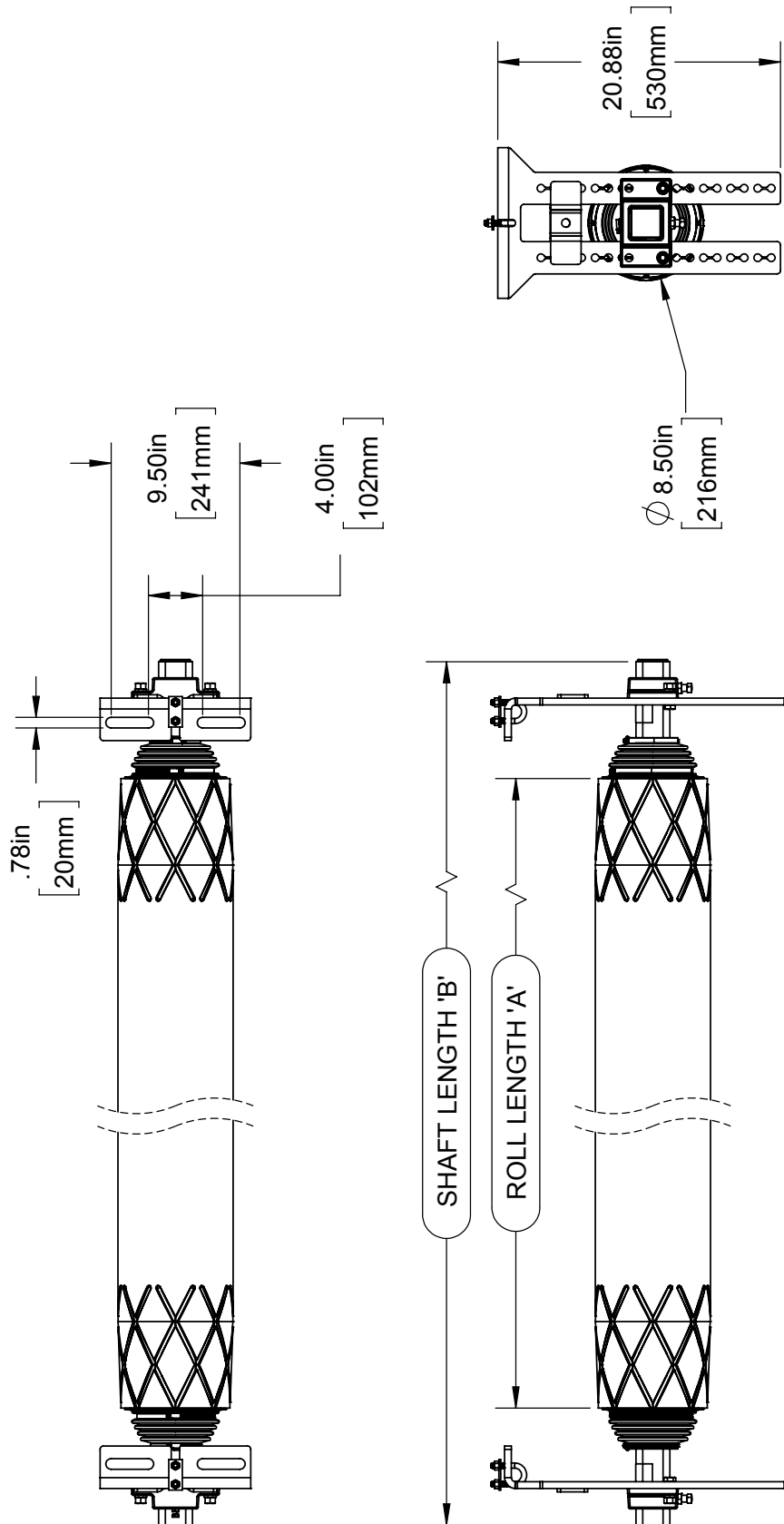
SPECIFICATIONS					ITEM CODE
BELT WIDTH (in)	ROLL LENGTH 'A' (in)	SHAFT LENGTH 'A' (in)	SHAFT LENGTH 'B' (in)	ORDERING NUMBER	
42	1050	42.75	1086	PTEZHD-42/1050	90616
48	1200	48.75	1238	PTEZHD-48/1200	90617
54	1350	54.75	1391	PTEZHD-54/1350	90618
56	1400	56.75	1441	PTEZHD-56/1400	90795
60	1500	60.75	1543	PTEZHD-60/1500	90619
64	1600	64.75	1645	PTEZHD-64/1600	90796
72	1800	72.75	1848	PTEZHD-72/1800	90620
80	2000	80.75	2051	PTEZHD-80/2000	90797
84	2100	84.75	2153	PTEZHD-84/2100	90621



# Specifications & Guidelines


## HD PTEZ™ Underground Belt Trainer

SPECIFICATIONS					
BELT WIDTH (in)	ROLL LENGTH 'A' (in)	ROLL LENGTH 'A' (mm)	SHAFT LENGTH 'B' (in)	SHAFT LENGTH 'B' (mm)	ITEM CODE
42	42.75	1086	60	1524	90798
48	48.75	1238	66	1676	90799
54	54.75	1391	72	1829	90800
60	60.75	1543	78	1981	90801
72	72.75	1848	90	2286	90802



# Product Ordering Information

**PT Smart™**  
Belt Trainer



## PT Smart™


BELT WIDTH		ORDERING NUMBER	ITEM CODE	WT. LBS.
in.	mm			
18	450	PTS-18R	77664	121.0
24	600	PTS-24R	77665	141.0
30	750	PTS-30R	77666	154.0
36	900	PTS-36R	77667	169.0
42	1050	PTS-42R	77668	186.0
48	1200	PTS-48R	77669	197.0
54	1350	PTS-54R	77670	210.0
60	1500	PTS-60R	77671	224.0
72	1800	PTS-72R	77672	242.0

Lead time: 1 working day

## Replacement Rollers

BELT WIDTH		ORDERING NUMBER	ITEM CODE	WT. LBS.
in.	mm			
18	450	PTS-RR21	77680	22.0
24	600	PTS-RR27	77681	27.0
30	750	PTS-RR33	77682	32.2
36	900	PTS-RR39	77683	36.0
42	1050	PTS-RR45	77684	41.5
48	1200	PTS-RR51	77685	45.0
54	1350	PTS-RR57	77686	47.5
60	1500	PTS-RR63	77687	53.0
72	1800	PTS-RR75	77689	57.0

Lead time: 1 working day



## PT Smart™ Underground

BELT WIDTH		ORDERING NUMBER	ITEM CODE	WT. LBS.
in.	mm			
30	750	PTS-30R-UG	77673	174.0
36	900	PTS-36R-UG	77674	188.0
42	1050	PTS-42R-UG	77675	196.0
48	1200	PTS-48R-UG	77676	208.0
54	1350	PTS-54R-UG	77677	220.0
60	1500	PTS-60R-UG	77678	255.0
72	1800	PTS-72R-UG	77679	265.0

Lead time: 1 working day

## Replacement Rollers

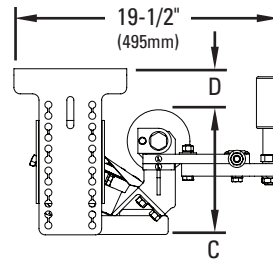
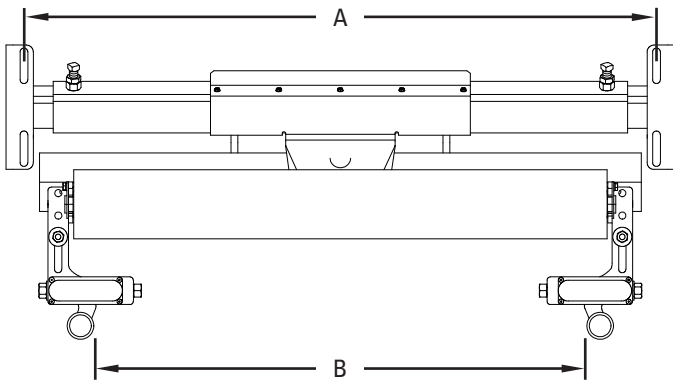
BELT WIDTH		ORDERING NUMBER	ITEM CODE	WT. LBS.
in.	mm			
30	750	PTS-RR39	77683	36.0
36	900	PTS-RR45	77684	41.5
42	1050	PTS-RR51	77685	45.0
48	1200	PTS-RR57	77686	47.5
54	1350	PTS-RR63	77687	53.0
60	1500	PTS-RR69	77688	57.0
72	1800	PTS-RR81	77690	81.0

Lead time: 1 working day



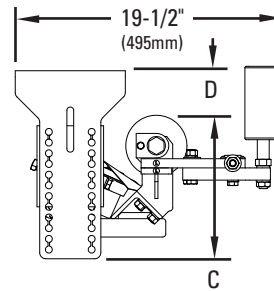
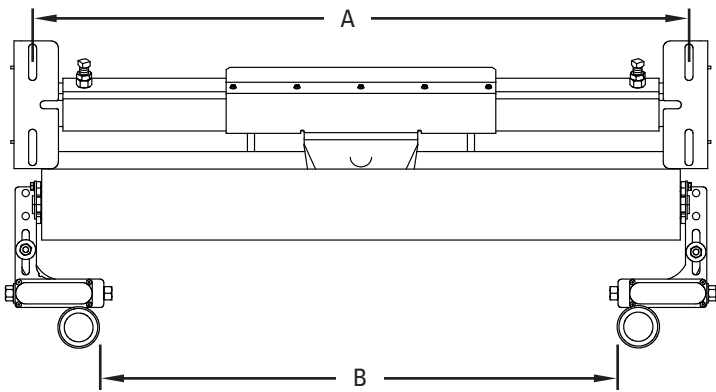
# Specifications & Guidelines

**PT Smart™**  
Belt Trainer



## PT Smart Standard

Belt Width		Item Code	A		B		C		D (vertical adjustment)	
in.	mm		in.	mm	in.	mm	in.	mm	in.	mm
18	450	77664	23-35	575-875	10-23	250-575	10	250	0-10	0-250
24	600	77665	29-41	725-1025	16-29	400-725				
30	750	77666	35-47	875-1175	22-35	550-875				
36	900	77667	41-53	1025-1325	28-41	700-1025				
42	1050	77668	47-59	1175-1475	33-47	825-1175				
48	1200	77669	53-65	1325-1625	40-53	1000-1325				
54	1350	77670	59-71	1475-1775	46-59	1150-1475				
60	1500	77671	65-77	1625-1925	52-65	1300-1625				
72	1800	77672	77-89	1925-2225	64-77	1600-1925				

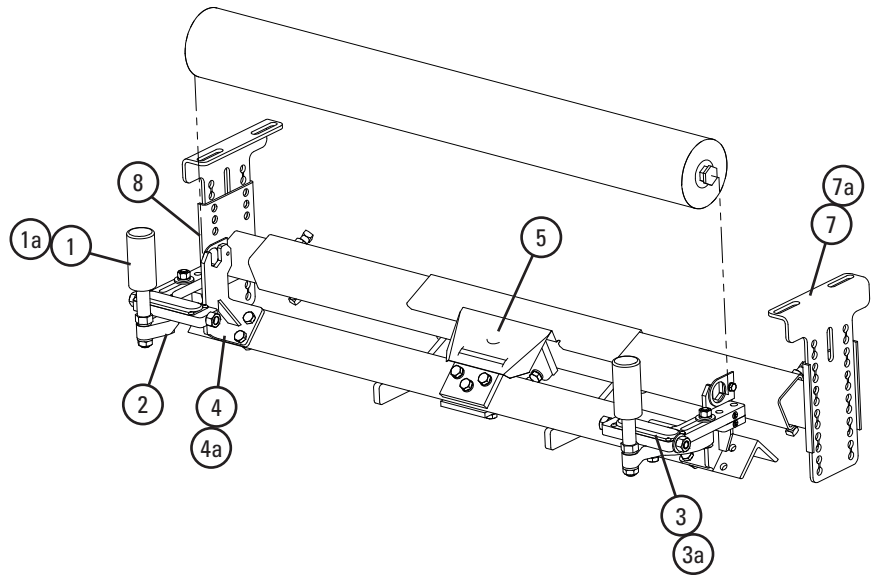


## PT Smart Underground Structure

Belt Width		Item Code	A		B		C		D (vertical adjustment)	
in.	mm		in.	mm	in.	mm	in.	mm	in.	mm
30	750	77673	35-47	875-1175	27-40	675-1000	10	250	2-3/4-13-1/4	695-331
36	900	77674	41-53	1025-1325	33-46	825-1150				
42	1050	77675	47-59	1175-1475	39-52	975-1300				
48	1200	77676	53-65	1025-1625	45-58	1125-1450				
54	1350	77677	59-71	1475-1775	51-64	1275-1600				
60	1500	77678	65-77	1625-1925	57-70	1425-1750				
72	1800	77679	77-89	1925-2225	69-82	1725-2050	10-1/2	262	2-1/4-12-3/4	565-319

# Replacement Parts List

**PT Smart™**  
**Belt Trainer**

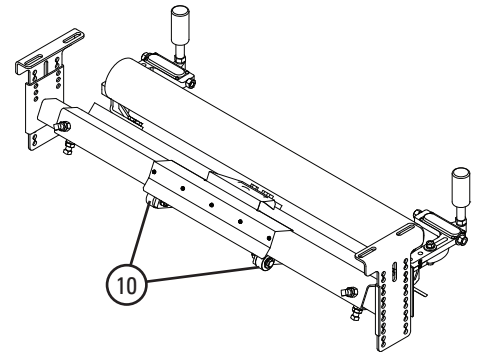
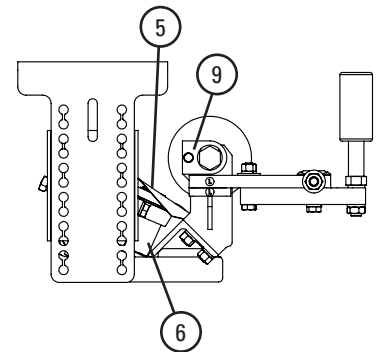


## Replacement Parts

REF	DESCRIPTION	ORDERING NUMBER	ITEM CODE	WT. LBS.
1	PTS STD Sensor Roller (2")	PTS-SR	77691	3.6
1a	PTS HD Sensor Roller (3")	PTS-HDSR	77692	12.0
-	Optional PTS STD Adjustable Sensor Roller (2")	PTS-ASR	93089	3.6
-	Optional PTS HD Adjustable Sensor Roller (3")	PTS-AHDSR	93090	12.0
2	PTS Sensor Arm Kit (1 ea.)	PTS-SAK	77694	2.5
3	PTS RH Sensor Adjuster Assy	PTS-RHSAA	77755	4.7
3a	PTS LH Sensor Adjuster Assy	PTS-LHSAA	77756	4.7
4	PTS Idler Bracket Kit (incl. L & R)	PTS-IBK	77696	5.9
4a	PTS HD Idler Bracket Kit (incl. L & R)	PTS-HIBK	77697	6.2
5	PTS Pivot Shield	PTS-PS	77698	1.8
6	PTS Pivot Assy (Axle and housing)	PTS-PA	77699	6.9
7	PTS Mounting Bracket Kit	PTS-MBK	77700	8.8
7a	PTS Mounting Bracket Kit U/G	PTS-MBKUG	77701	11.4
8	PTS Extending Bracket Kit (incl. L & R)	PTS-EBK	77702	12.9
9	Roller Retainer Kit	RBPRET	73163	1.0
10	Delrin Roll Kit* (2 kits)	PTS-DRK	90100	1.5
-	Wire Mount Kit	PTS-WMK	78767	11.5

\*Hardware included

Lead time: 1 working day




# Product Ordering Information

## PT Max™ Adjustable Belt Trainer

### PT Max™ Adjustable Top Side

VERSION	BELT WIDTH		ORDERING NUMBER	ITEM CODE	WT. LBS.
	in.	mm			
Standard	36	900	PTMA36T	90362	355.0
	42	1050	PTMA42T	90363	375.0
	48	1200	PTMA48T	90364	405.0
	54	1350	PTMA54T	90365	425.0
	60	1500	PTMA60T	90366	445.0
Heavy-Duty	54	1350	PTMAHD54T	90377	505.0
	60	1500	PTMAHD60T	90378	530.0
	72	1800	PTMAHD72T	90379	610.0
	84	2100	PTMAHD84T	90380	670.0

Lead time: 1 working day



PT Max™ Adjustable Top Side Belt Trainer

### PT Max™ Adjustable Return Side

VERSION	BELT WIDTH		ORDERING NUMBER	ITEM CODE	WT. LBS.
	in.	mm			
Standard	36	900	PTMA36R	90367	340.0
	42	1050	PTMA42R	90368	375.0
	48	1200	PTMA48R	90369	395.0
	54	1350	PTMA54R	90370	415.0
	60	1500	PTMA60R	90371	430.0
Heavy-Duty	54	1350	PTMAHD54R	90381	520.0
	60	1500	PTMAHD60R	90382	540.0
	72	1800	PTMAHD72R	90383	615.0
	84	2100	PTMAHD84R	90384	665.0

Lead time: 1 working day




PT Max™ Adjustable Return Side Belt Trainer

### PT Max™ Adjustable V-Return

VERSION	BELT WIDTH		ORDERING NUMBER	ITEM CODE	WT. LBS.
	in.	mm			
Standard	36	900	PTMA36VR	90372	430.0
	42	1050	PTMA42VR	90373	450.0
	48	1200	PTMA48VR	90374	475.0
	54	1350	PTMA54VR	90375	495.0
	60	1500	PTMA60VR	90376	520.0
Heavy-Duty	54	1350	PTMAHD54VR	90385	610.0
	60	1500	PTMAHD60VR	90386	635.0
	72	1800	PTMAHD72VR	90387	725.0
	84	2100	PTMAHD84VR	90388	770.0

Lead time: 1 working day



PT Max™ Adjustable V-Return Belt Trainer

Shaded items are made to order.  
Lead time: 15 working days

# Product Ordering Information

**PT Max™  
Belt Trainer**

## PT Max™ Top Side

VERSION	BELT WIDTH		ORDERING NUMBER	ITEM CODE	WT. LBS.
	in.	mm			
Standard	24	600	PTM24T	75583	280.0
	30	750	PTM30T	74885	295.0
	36	900	PTM36T	74886	310.0
	42	1050	PTM42T	74887	325.0
	48	1200	PTM48T	74888	340.0
	54	1350	PTM54T	74889	355.0
Heavy-Duty	60	1500	PTM60T	74890	370.0
	54	1350	PTMHD54T	74891	390.0
	60	1500	PTMHD60T	74892	410.0
Super-Duty	72	1800	PTMHD72T	74893	430.0
	84	2100	PTMHD84T	74894	450.0
	72	1800	PTMSD72T	74895	828.1
	84	2100	PTMSD84T	74896	876.8
Super-Duty	96	2400	PTMSD96T	74897	925.5
	120	3000	PTMSD120T	74898	1,022.9



PT Max™ Top Side Belt Trainer  
(Rollers supplied by end user)

## PT Max™ Return Side


VERSION	BELT WIDTH		ORDERING NUMBER	ITEM CODE	WT. LBS.
	in.	mm			
Standard	24	600	PTM24R	75584	330.0
	30	750	PTM30R	74899	340.0
	36	900	PTM36R	74900	350.0
	42	1050	PTM42R	74901	370.0
	48	1200	PTM48R	74902	380.0
	54	1350	PTM54R	74903	400.0
Heavy-Duty	60	1500	PTM60R	74904	420.0
	54	1350	PTMHD54R	74905	510.0
	60	1500	PTMHD60R	74906	520.0
	72	1800	PTMHD72R	74907	580.0
Super-Duty	84	2100	PTMHD84R	74908	610.0
	72	1800	PTMSD72R	74909	992.7
	84	2100	PTMSD84R	74910	1,051.1
	96	2400	PTMSD96R	74911	1,109.5
Super-Duty	120	3000	PTMSD120R	74912	1,226.3



PT Max™ Return Side Belt Trainer  
(Rollers supplied by end user)

## PT Max™ V-Return

VERSION	BELT WIDTH		ORDERING NUMBER	ITEM CODE	WT. LBS.
	in.	mm			
Standard	24	600	PTM24VR	79669	310.0
	30	750	PTM30VR	79670	320.0
	36	900	PTM36VR	79671	330.0
	42	1050	PTM42VR	79672	350.0
	48	1200	PTM48VR	79673	360.0
	54	1350	PTM54VR	79674	370.0
Heavy-Duty	60	1500	PTM60VR	79675	390.0
	54	1350	PTMHD54VR	79665	470.0
	60	1500	PTMHD60VR	79666	480.0
	72	1800	PTMHD72VR	79667	560.0
Super-Duty	84	2100	PTMHD84VR	79668	600.0
	72	1800	PTMSD72VR	90051	935.0
	84	2100	PTMSD84VR	90052	990.0
	96	2400	PTMSD96VR	90053	1,045.0
Super-Duty	120	3000	PTMSD120VR	90054	1,155.0



PT Max™ V-Return Belt Trainer  
(Rollers supplied by end user)

All items are made to order.  
Lead time: 15 working days (after data sheets are approved)

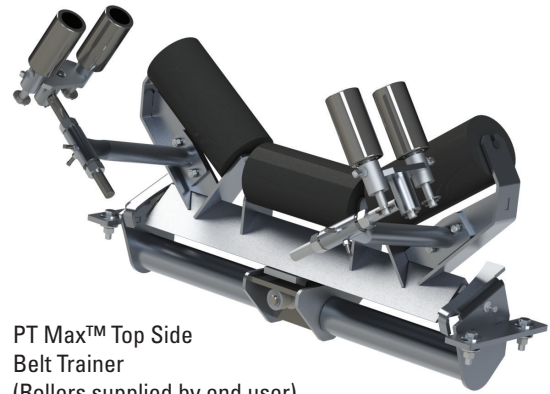
All items are made to order.  
Lead time: 25 working days (after data sheets are approved)

# Product Ordering Information

## PT Max™ Stainless Steel Belt Trainer

### PT Max™ Top Side

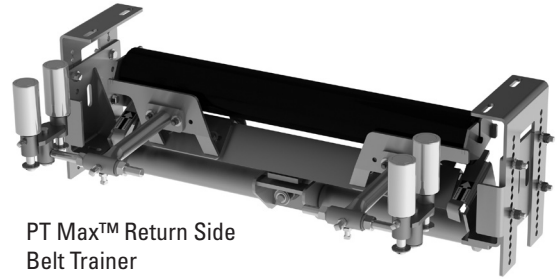
VERSION	BELT WIDTH		ORDERING NUMBER	ITEM CODE	WT. LBS.
	in.	mm			
Standard	24	600	PTM24T-S/S	90001	302.4
	30	750	PTM30T-S/S	90002	318.6
	36	900	PTM36T-S/S	90003	334.8
	42	1050	PTM42T-S/S	90004	351.0
	48	1200	PTM48T-S/S	90005	367.2
	54	1350	PTM54T-S/S	90006	383.4
Heavy-Duty	60	1500	PTM60T-S/S	90007	399.6
	54	1350	PTMHD54T-S/S	90008	421.2
	60	1500	PTMHD60T-S/S	90009	442.8
	72	1800	PTMHD72T-S/S	90010	464.4
Super-Duty	84	2100	PTMHD84T-S/S	90011	486.0
	72	1800	PTMSD72T-S/S	90034	894.3
	84	2100	PTMSD84T-S/S	90035	946.9
	96	2400	PTMSD96T-S/S	90036	999.5
	120	3000	PTMSD120T-S/S	90037	1,104.8



PT Max™ Top Side  
Belt Trainer  
(Rollers supplied by end user)

### PT Max™ Return Side

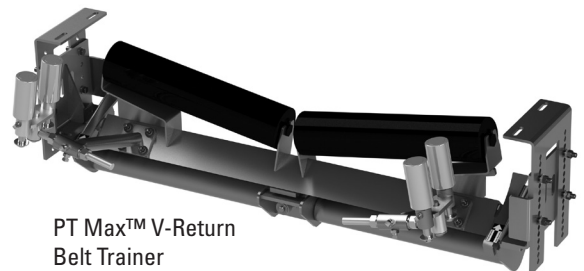
VERSION	BELT WIDTH		ORDERING NUMBER	ITEM CODE	WT. LBS.
	in.	mm			
Standard	24	600	PTM24R-S/S	90012	356.4
	30	750	PTM30R-S/S	90013	367.2
	36	900	PTM36R-S/S	90014	378.0
	42	1050	PTM42R-S/S	90015	399.6
	48	1200	PTM48R-S/S	90016	410.4
	54	1350	PTM54R-S/S	90017	432.0
Heavy-Duty	60	1500	PTM60R-S/S	90018	453.6
	54	1350	PTMHD54R-S/S	90019	550.8
	60	1500	PTMHD60R-S/S	90020	561.6
	72	1800	PTMHD72R-S/S	90021	626.4
Super-Duty	84	2100	PTMHD84R-S/S	90022	658.8
	72	1800	PTMSD72R-S/S	90038	1,072.1
	84	2100	PTMSD84R-S/S	90039	1,135.2
	96	2400	PTMSD96R-S/S	90040	1,198.3
	120	3000	PTMSD120R-S/S	90041	1,324.4



PT Max™ Return Side  
Belt Trainer  
(Rollers supplied by end user)

### PT Max™ V-Return

VERSION	BELT WIDTH		ORDERING NUMBER	ITEM CODE	WT. LBS.
	in.	mm			
Standard	24	600	PTM24VR-S/S	90023	334.8
	30	750	PTM30VR-S/S	90024	345.6
	36	900	PTM36VR-S/S	90025	356.4
	42	1050	PTM42VR-S/S	90026	378.0
	48	1200	PTM48VR-S/S	90027	388.8
	54	1350	PTM54VR-S/S	90028	399.6
Heavy-Duty	60	1500	PTM60VR-S/S	90029	421.2
	54	1350	PTMHD54VR-S/S	90030	507.6
	60	1500	PTMHD60VR-S/S	90031	518.4
	72	1800	PTMHD72VR-S/S	90032	604.8
Super-Duty	84	2100	PTMHD84VR-S/S	90033	648.0
	72	1800	PTMSD72VR-S/S	90042	1,009.8
	84	2100	PTMSD84VR-S/S	90043	1,069.2
	96	2400	PTMSD96VR-S/S	90044	1,128.6
	120	3000	PTMSD120VR-S/S	90045	1,247.4



PT Max™ V-Return  
Belt Trainer  
(Rollers supplied by end user)

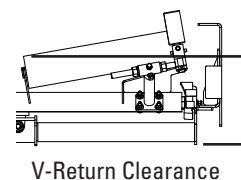
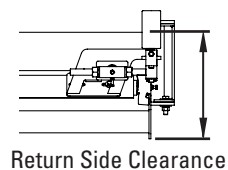
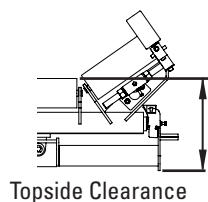
All items are made to order.  
Lead time: 25 working days (after data sheets are approved)

# Specifications & Guidelines

**PT Max™**  
**Belt Trainer**

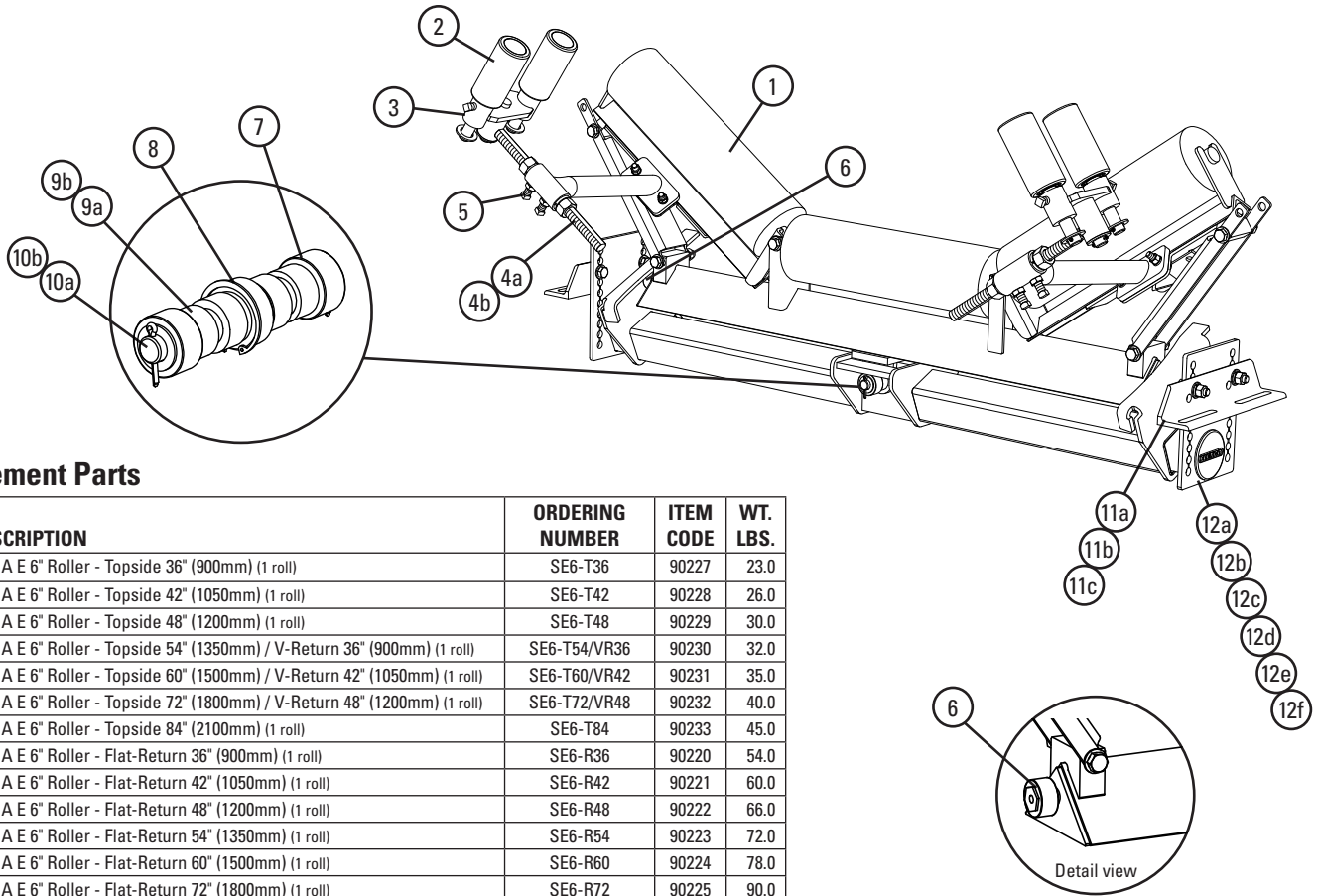
## Top of Roller to Bottom of PT Max™ Minimum Clearance Needed

ROLL DIAMETER		TOPSIDE						RETURN SIDE						V-RETURN					
		Standard		Heavy-Duty		Super-Duty		Standard		Heavy-Duty		Super-Duty		Standard		Heavy-Duty		Super-Duty	
in.	mm	in.	mm	in.	mm	in.	mm	in.	mm	in.	mm	in.	mm	in.	mm	in.	mm	in.	mm
5	127	16	406	17	432	22.25	570	17	432	18	457	22.75	580	16	406	17	432	22.25	570
6	152	17	432	18	457	23.25	590	18	457	19	483	23.75	600	17	432	18	457	23.25	590
7	178	18	457	19	483	24.25	620	19	483	20	508	24.75	630	18	457	19	483	24.25	620



# Replacement Parts List

## PT Max™ Adjustable Belt Trainer



### Replacement Parts

REF	DESCRIPTION	ORDERING NUMBER	ITEM CODE	WT. LBS.
1	CEMA E 6" Roller - Topside 36" (900mm) (1 roll)	SE6-T36	90227	23.0
	CEMA E 6" Roller - Topside 42" (1050mm) (1 roll)	SE6-T42	90228	26.0
	CEMA E 6" Roller - Topside 48" (1200mm) (1 roll)	SE6-T48	90229	30.0
	CEMA E 6" Roller - Topside 54" (1350mm) / V-Return 36" (900mm) (1 roll)	SE6-T54/VR36	90230	32.0
	CEMA E 6" Roller - Topside 60" (1500mm) / V-Return 42" (1050mm) (1 roll)	SE6-T60/VR42	90231	35.0
	CEMA E 6" Roller - Topside 72" (1800mm) / V-Return 48" (1200mm) (1 roll)	SE6-T72/VR48	90232	40.0
	CEMA E 6" Roller - Topside 84" (2100mm) (1 roll)	SE6-T84	90233	45.0
	CEMA E 6" Roller - Flat-Return 36" (900mm) (1 roll)	SE6-R36	90220	54.0
	CEMA E 6" Roller - Flat-Return 42" (1050mm) (1 roll)	SE6-R42	90221	60.0
	CEMA E 6" Roller - Flat-Return 48" (1200mm) (1 roll)	SE6-R48	90222	66.0
	CEMA E 6" Roller - Flat-Return 54" (1350mm) (1 roll)	SE6-R54	90223	72.0
	CEMA E 6" Roller - Flat-Return 60" (1500mm) (1 roll)	SE6-R60	90224	78.0
	CEMA E 6" Roller - Flat-Return 72" (1800mm) (1 roll)	SE6-R72	90225	90.0
	CEMA E 6" Roller - Flat-Return 84" (2100mm) (1 roll)	SE6-R84	90226	102.0
	CEMA E 6" Roller - V-Return 54" (1350mm) (1 roll)	SE6-VR54	90234	43.0
	CEMA E 6" Roller - V-Return 60" (1500mm) (1 roll)	SE6-VR60	90235	47.0
	CEMA E 6" Roller - V-Return 72" (1800mm) (1 roll)	SE6-VR72	90236	54.0
CEMA E 6" Roller - V-Return 84" (2100mm) (1 roll)	SE6-VR84	90319	57.0	
2	Sensor Roller 2.0* (3" solid roller) (1 ea.)	MSR2	79378	7.0
3	Swivel Mount Kit 2.0*	PMSMK2	79380	5.5
4a	PT Max Adjusting Arm Kit	PTMAAK	90194	6.0
4b	PT Max Adjusting Arm Kit - HD	PTMAAKHD	90195	9.0
5	Frame Arm Screw Kit (incl. (4) ea. screw, jam nut)	PTMAFASK	90196	1.2
6	Outer Roller Kit* (incl. (2) rollers, roller thimbles)	PTMAORK	90197	1.0
7	Center Roller Kit (incl. (2) ea. roller, washer, cotter pin)	MCRK	74923	1.2
8	Center Bearing	MCB	74925	1.7
9a	Center Shaft Spacer Kit (incl. (2) spacer)	MCSK	74927	0.3
9b	Center Shaft Spacer Kit - HD (incl. (2) spacer)	MCSKHD	74928	0.5
10a	Center Shaft	MCS	74930	4.0
10b	Center Shaft - HD	MCSHD	74931	13.0
11a	Frame Mount Kit - Topside	PTMAFMKT	90185	14.6
11b	Frame Mount Kit - Flat / V-Return	PTMAFMKR	90186	42.0
11c	Frame Mount Kit - Flat / V-Return HD	PTMAFMKHDR	90187	49.4
12a	Extender Kit - Topside	PTMAEKT	90188	33.9
12b	Extender Kit - Topside HD	PTMAEKHDT	90191	49.9
12c	Extender Kit - Flat-Return	PTMAEKR	90189	57.1
12d	Extender Kit - Flat-Return HD	PTMAEKHDR	90192	86.4
12e	Extender Kit - V-Return	PTMAEKVR	90190	76.0
12f	Extender Kit - V-Return HD	PTMAEKHVR	90193	112.1
-	Center Bearing Kit (incl. (1) ea. items 7, 8, 9a, 10a)	MCBK	76025	8.0
-	Center Bearing Kit - HD (incl. (1) ea. items 7, 8, 9b, 10b)	MCBKHD	76026	17.0

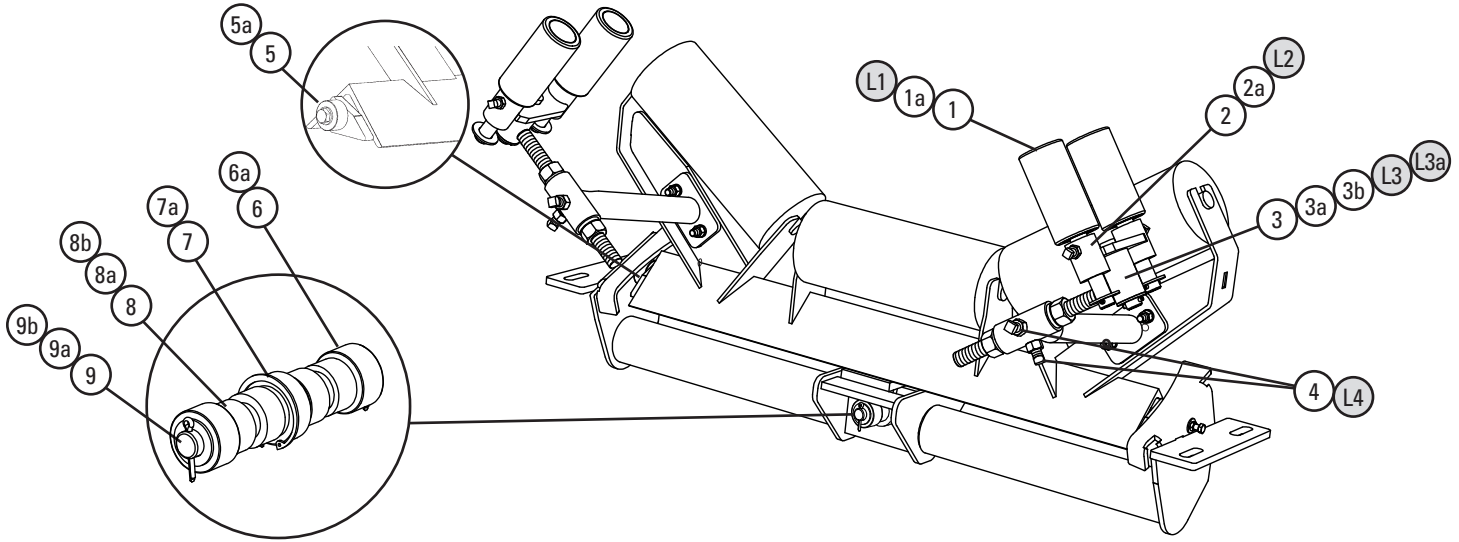
\*Hardware included

Lead time: 1 working day



# Replacement Parts List

**PT Max™  
Belt Trainer**



## Replacement Parts

REF	DESCRIPTION	BELT WIDTH		ORDERING NUMBER	ITEM CODE	WT. LBS.
		in.	mm			
1	Sensor Roller 2.0* (3" solid roller) (1 ea.)	30-84	750-2100	MSR2	79378	7.0
1a	Sensor Roller Super Duty* (1 ea.)	72-120	1800-3000	MSRSD	74915	9.9
2	Swivel Mount Kit 2.0*	30-84	750-2100	PMSMK2	79380	5.5
2a	Swivel Mount Kit Super Duty*	72-120	1800-3000	PMSMKSD	74917	7.5
3	Adjusting Arm Kit 2.0*	30-60	750-1500	MAK2	79381	7.9
3a	Adjusting Arm Kit Heavy Duty 2.0*	54-84	1350-2100	MAKHD2	79382	14.7
3b	Adjusting Arm Kit Super Duty*	72-120	1800-3000	MAKSD	74920	21.0
4	Frame Arm Set Screw Kit HD (incl. 2 set screws and 2 jam nuts)	30-120	750-3000	MFASKHD	79571	0.8
5	Outer Roller Kit* (incl. 2 rollers, roller thimbles and bolts, nuts and washers)	30-84	750-2100	MORK	74921	2.6
5a	Outer Roller Kit Super Duty* (incl. 2 rollers, roller thimbles and bolts, nuts and washers)	72-120	1800-3000	MORKSD	74922	4.0
6	Center Roller Kit* (incl. 2 rollers, 2 washers, and 2 cotter pins)	30-84	750-2100	MCRK	74923	1.2
6a	Center Roller Kit Super Duty* (incl. 2 rollers, 2 washers, and 2 cotter pins)	72-120	1800-3000	MCRKSD	74924	1.8
7	Center Bearing*	30-84	750-2100	MCB	74925	1.7
7a	Center Bearing Super Duty*	72-120	1800-3000	MCBSD	74926	3.0
8	Center Shaft Spacer Kit (incl. 2 spacers)	30-60	750-1500	MCSK	74927	0.3
8a	Center Shaft Spacer Kit Heavy Duty (incl. 2 spacers)	54-84	1350-2100	MCSKHD	74928	0.5
8b	Center Shaft Spacer Kit Super Duty (incl. 2 spacers)	72-120	1800-3000	MCSKSD	74929	2.4
9	Center Shaft	30-60	750-1500	MCS	74930	4.0
9a	Center Shaft Heavy Duty	54-84	1350-2100	MCSHD	74931	13.0
9b	Center Shaft Super Duty	72-120	1800-3000	MCSSD	74932	14.5
-	Center Bearing Kit (incl. 1 ea. items 6, 7, 8, 9)	30-60	750-1500	MCBK	76025	8.0
-	Center Bearing Kit Heavy Duty (incl. 1 ea. items 6, 7, 8a, 9a)	54-84	1350-2100	MCBKHD	76026	17.0
-	Center Bearing Kit Super Duty (incl. 1 ea. items 6a, 7a, 8b, 9b)	72-120	1800-3000	MCBKSD	114404	19.0

For PT Max™ Units Shipped after March 17, 2014 ONLY.

See below for legacy replacement parts.

\*Hardware included

Lead time: 1 working day

Note: All replacement parts offered are common to all three PT Max models: Top Side, Return Side, and V-Return.

Shaded items are made to order.  
Lead time: 15 working days

## Legacy Replacement Parts - Units Shipped Prior to March 17, 2014

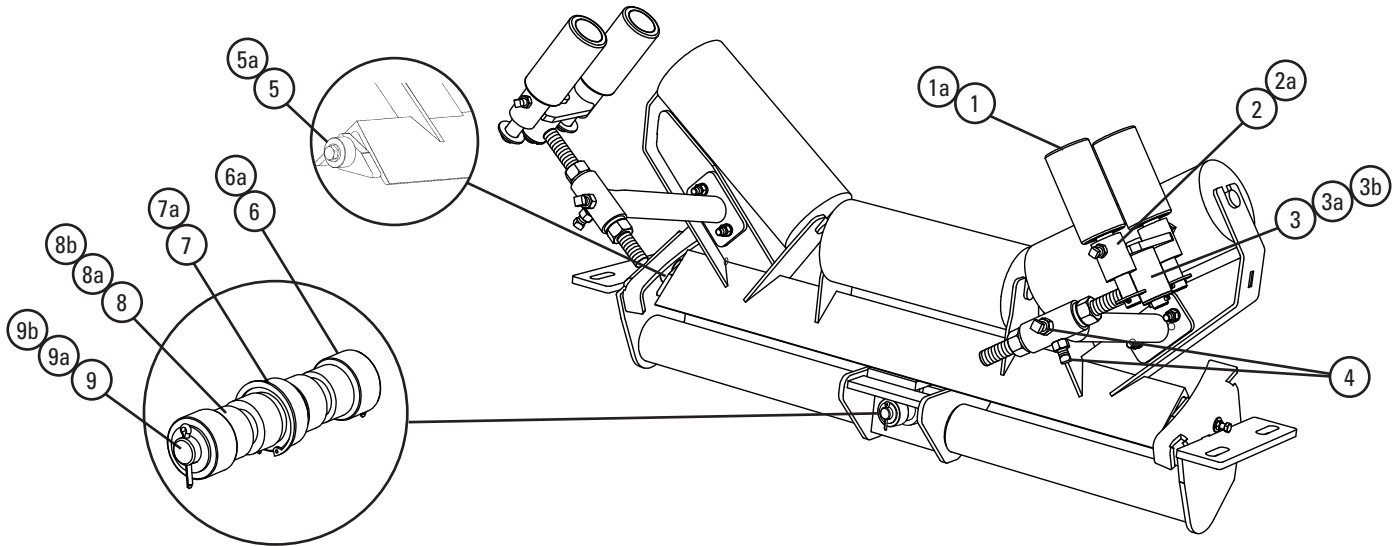
REF	DESCRIPTION	BELT WIDTH		ORDERING NUMBER	ITEM CODE	WT. LBS.
		in.	mm			
L1	Sensor Roller* (3" solid roller) (1 ea.)	30-84	750-2100	MSR	74914	7.0
L2	Swivel Mount Kit*	30-84	750-2100	PMSMK	74916	5.5
L3	Adjusting Arm Kit*	30-60	750-1500	MAK	74918	7.9
L3a	HD Adjusting Arm Kit*	54-84	1350-2100	MAKHD	74919	14.7
L4	Frame Arm Set Screw Kit (incl. 2 set screws and 2 jam nuts)	30-120	750-3000	MFASK	75531	0.8

\*Hardware included

Lead time: 1 working day

# Replacement Parts List

**PT Max™**  
Stainless Steel Belt Trainer



## Replacement Parts

REF	DESCRIPTION	BELT WIDTH		ORDERING NUMBER	ITEM CODE	WT. LBS.
		in.	mm			
1	Sensor Roller 2.0* (3' solid roller) (1 ea.)	30-84	750-2100	MSR2-S/S	90046	7.6
1a	Sensor Roller Super Duty	72-120	1800-3000	MSRSD-S/S	90055	10.7
2	Swivel Mount Kit 2.0*	30-84	750-2100	PMSMK2-S/S	90047	5.9
2a	Swivel Mount Kit Super Duty*	72-120	1800-3000	PMSMKSD-S/S	90056	8.1
3	Adjusting Arm Kit 2.0*	30-60	750-1500	MAK2-S/S	90048	8.5
3a	Adjusting Arm Kit Heavy Duty 2.0*	54-84	1350-2100	MAKHD2-S/S	90049	15.9
3b	Adjusting Arm Kit Super Duty*	72-120	1800-3000	MAKSD-S/S	90057	22.7
4	Frame Arm Set Screw Kit HD (incl. 2 set screws and 2 jam nuts)	30-120	750-3000	MFASKHD-S/S	90050	0.9
5	Outer Roller Kit* (incl. 2 rollers, roller thimbles and bolts, nuts and washers)	30-84	750-2100	MORK	74921	2.6
5a	Outer Roller Kit Super Duty* (incl. 2 rollers, roller thimbles and bolts, nuts and washers)	72-120	1800-3000	MORKSD	74922	4.0
6	Center Roller Kit* (incl. 2 rollers, 2 washers, and 2 cotter pins)	30-84	750-2100	MCRK	74923	1.2
6a	Center Roller Kit Super Duty* (incl. 2 rollers, 2 washers, and 2 cotter pins)	72-120	1800-3000	MCRKSD	74924	1.8
7	Center Bearing*	30-84	750-2100	MCB	74925	1.7
7a	Center Bearing Super Duty*	72-120	1800-3000	MCBSD	74926	3.0
8	Center Shaft Spacer Kit (incl. 2 spacers)	30-60	750-1500	MCSK	74927	0.3
8a	Center Shaft Spacer Kit Heavy Duty (incl. 2 spacers)	54-84	1350-2100	MCSKHD	74928	0.5
8b	Center Shaft Spacer Kit Super Duty (incl. 2 spacers)	72-120	1800-3000	MCSKSD	74929	2.4
9	Center Shaft	30-60	750-1500	MCS	74930	4.0
9a	Center Shaft Heavy Duty	54-84	1350-2100	MCSHD	74931	13.0
9b	Center Shaft Super Duty	72-120	1800-3000	MCSSD	74932	14.5
-	Center Bearing Kit (incl. 1 ea. items 6, 7, 8, 9)	30-60	750-1500	MCBK	76025	8.0
-	Center Bearing Kit Heavy Duty (incl. 1 ea. items 6, 7, 8a, 9a)	54-84	1350-2100	MCBKHD	76026	17.0
-	Center Bearing Kit Super Duty (incl. 1 ea. items 6a, 7a, 8b, 9b)	72-120	1800-3000	MCBKSD	114404	19.0

\*Hardware included

Lead time: 1 working day

Note: All replacement parts offered are common to all three PT Max models: Top Side, Return Side, and V-Return.

Shaded items are made to order.

Lead time: 15 working days

# Product Ordering Information

## Enclosed Skirting

### Enclosed Skirting Base Unit

Base unit configuration options: belt width, length, no cover or cover, standard or tangential seal. One Leg Kit included with each Base Unit.

#### Product Notes:

- Maximum span between support legs is 96" (or 8') and they are to be attached to the conveyor stringer or truss
  - For each run of Enclosed Skirting one additional Leg Kit is required to complete the installation. See Leg Kits on the Replacement Parts page.
- Skirting solutions do not include required skirt rubber; purchase from local Flexco distribution
- Straight skirt wall and tangential skirt wall available for different skirt rubber sealing options
- Product is built and sold to CEMA standards
- Skirt board liners made with AR400 abrasive resistant plate steel



### Standard Base Unit

BELT WIDTH		UNIT LENGTH		NO COVER			COVERED		
in.	mm	ft.	mm	ORDERING NUMBER	ITEM CODE	WT. LBS.	ORDERING NUMBER	ITEM CODE	WT. LBS.
24	600	4	1200	ES24-4-SN	91653	176.6	ES24-4-SF	91664	218.4
30	750	4	1200	ES30-4-SN	91654	177.9	ES30-4-SF	91665	227.4
36	900	4	1200	ES36-4-SN	91655	179.3	ES36-4-SF	91666	236.5
42	1050	4	1200	ES42-4-SN	91656	181.9	ES42-4-SF	91667	247.2
48	1200	4	1200	ES48-4-SN	91657	183.3	ES48-4-SF	91668	256.6
54	1350	4	1200	ES54-4-SN	91658	184.6	ES54-4-SF	91669	265.6
60	1500	4	1200	ES60-4-SN	91659	187.3	ES60-4-SF	91670	276.1
66	1650	4	1200	ES66-4-SN	91660	188.6	ES66-4-SF	91671	285.1
72	1800	4	1200	ES72-4-SN	91661	189.9	ES72-4-SF	91672	294.5
84	2100	4	1200	ES84-4-SN	91662	193.9	ES84-4-SF	91673	314.0
96	2400	4	1200	ES96-4-SN	91663	197.9	ES96-4-SF	91674	333.7
24	600	8	2400	ES24-8-SN	91689	318.3	ES24-8-SF	91700	401.8
30	750	8	2400	ES30-8-SN	91690	319.6	ES30-8-SF	91701	418.6
36	900	8	2400	ES36-8-SN	91691	320.9	ES36-8-SF	91702	435.4
42	1050	8	2400	ES42-8-SN	91692	323.6	ES42-8-SF	91703	454.2
48	1200	8	2400	ES48-8-SN	91693	325.0	ES48-8-SF	91704	471.5
54	1350	8	2400	ES54-8-SN	91694	326.3	ES54-8-SF	91705	488.4
60	1500	8	2400	ES60-8-SN	91695	329.0	ES60-8-SF	91706	506.5
66	1650	8	2400	ES66-8-SN	91696	330.3	ES66-8-SF	91707	523.3
72	1800	8	2400	ES72-8-SN	91697	331.6	ES72-8-SF	91708	540.7
84	2100	8	2400	ES84-8-SN	91698	335.6	ES84-8-SF	91709	575.7
96	2400	8	2400	ES96-8-SN	91699	339.6	ES96-8-SF	91710	611.2

Lead time: 3 weeks

### Tangential Base Unit

BELT WIDTH		UNIT LENGTH		NO COVER			COVERED		
in.	mm	ft.	mm	ORDERING NUMBER	ITEM CODE	WT. LBS.	ORDERING NUMBER	ITEM CODE	WT. LBS.
48	1200	4	1200	ES48-4-TN	91675	225.5	ES48-4-TF	91682	298.8
54	1350	4	1200	ES54-4-TN	91676	226.8	ES54-4-TF	91683	307.9
60	1500	4	1200	ES60-4-TN	91677	229.5	ES60-4-TF	91684	318.3
66	1650	4	1200	ES66-4-TN	91678	230.8	ES66-4-TF	91685	327.4
72	1800	4	1200	ES72-4-TN	91679	232.2	ES72-4-TF	91686	336.7
84	2100	4	1200	ES84-4-TN	91680	236.2	ES84-4-TF	91687	356.2
96	2400	4	1200	ES96-4-TN	91681	240.2	ES96-4-TF	91688	376.0
48	1200	8	2400	ES48-8-TN	91711	409.5	ES48-8-TF	91718	556.0
54	1350	8	2400	ES54-8-TN	91712	410.8	ES54-8-TF	91719	572.9
60	1500	8	2400	ES60-8-TN	91713	413.5	ES60-8-TF	91720	591.0
66	1650	8	2400	ES66-8-TN	91714	414.8	ES66-8-TF	91721	607.8
72	1800	8	2400	ES72-8-TN	91715	416.1	ES72-8-TF	91722	625.2
84	2100	8	2400	ES84-8-TN	91716	420.1	ES84-8-TF	91723	660.2
96	2400	8	2400	ES96-8-TN	91717	424.1	ES96-8-TF	91724	695.7

Lead time: 3 weeks

All items are made to order.  
Lead time: 6 weeks

# Product Ordering Information

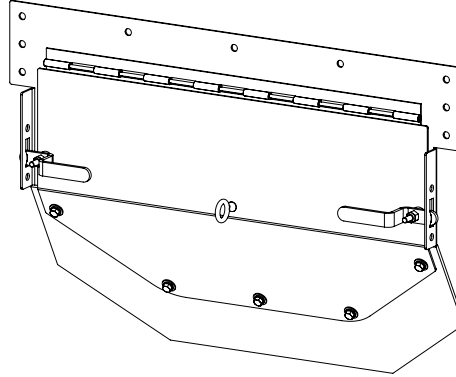
## Enclosed Skirting

### Rear Seal

Used to enclose the rear of system while providing access into the system.

BELT WIDTH		ORDERING NUMBER	ITEM CODE	WT. LBS.
in.	mm			
24	600	RS-24	91725	23.7
30	750	RS-30	91726	28.3
36	900	RS-36	91727	33.0
42	1050	RS-42	91728	38.1
48	1200	RS-48	91729	43.4
54	1350	RS-54	91730	48.6
60	1500	RS-60	91731	54.0
66	1650	RS-66	91732	59.3
72	1800	RS-72	91733	65.0
84	2100	RS-84	91734	78.1
96	2400	RS-96	91735	92.3

Lead time: 3 weeks

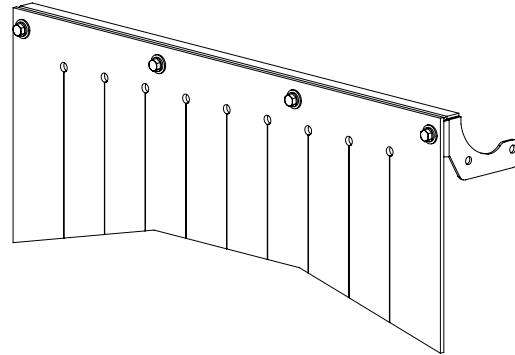


### Dust Curtain

Can be located every two feet.

BELT WIDTH		ORDERING NUMBER	ITEM CODE	WT. LBS.
in.	mm			
24	600	DC-24	91736	5.5
30	750	DC-30	91737	6.4
36	900	DC-36	91738	7.2
42	1050	DC-42	91739	8.0
48	1200	DC-48	91740	9.0
54	1350	DC-54	91741	9.6
60	1500	DC-60	91742	10.2
66	1650	DC-66	91743	11.0
72	1800	DC-72	91744	11.5
84	2100	DC-84	91745	12.7
96	2400	DC-96	91746	13.3

Lead time: 3 weeks

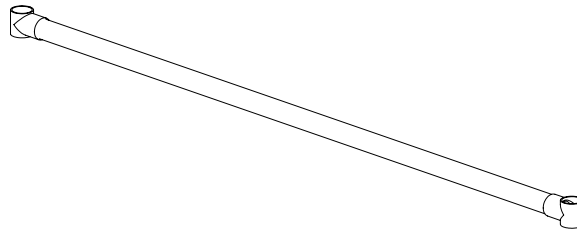


### Spanners

Can be located every two feet.

SPANNER WIDTH		ORDERING NUMBER	ITEM CODE	WT. LBS.
in.	mm			
24	600	SP-24	91747	5.5
30	750	SP-48	91748	10.9
36	900	SP-72	91749	16.2
42	1050	SP-96	91750	21.5

Lead time: 3 weeks



Shaded items are made to order.  
Lead time: 6 weeks

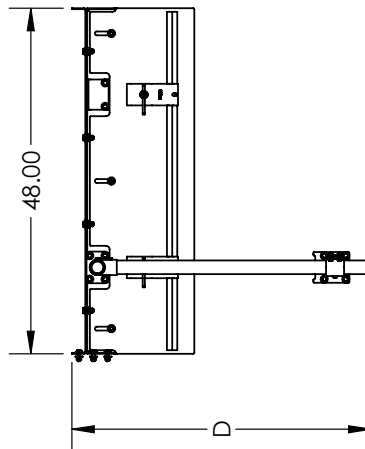
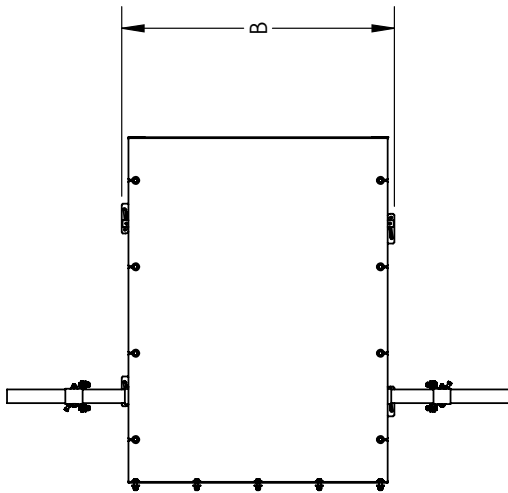
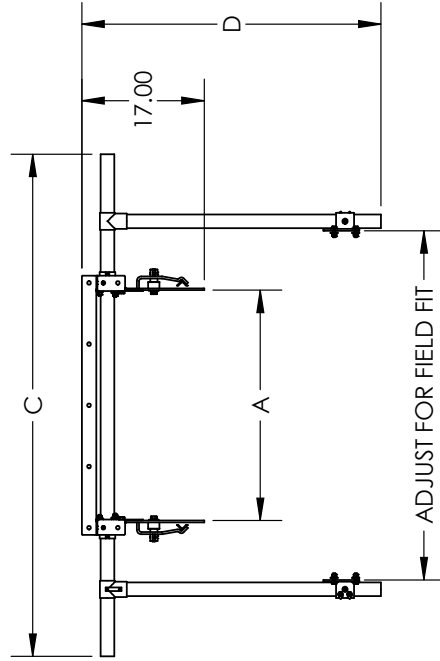
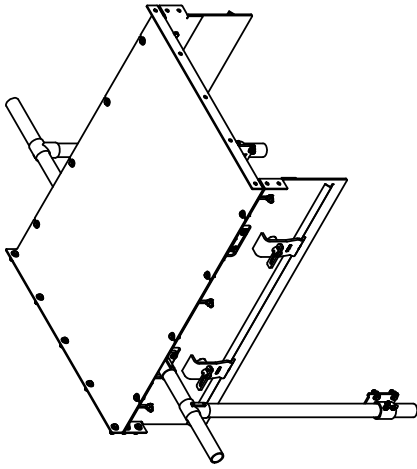
### Product Notes:

- Add-on items attach to base unit to provide custom arrangement for your application

# Specifications & Guidelines

## Enclosed Skirting

### 4' (1.2 M) Base Unit

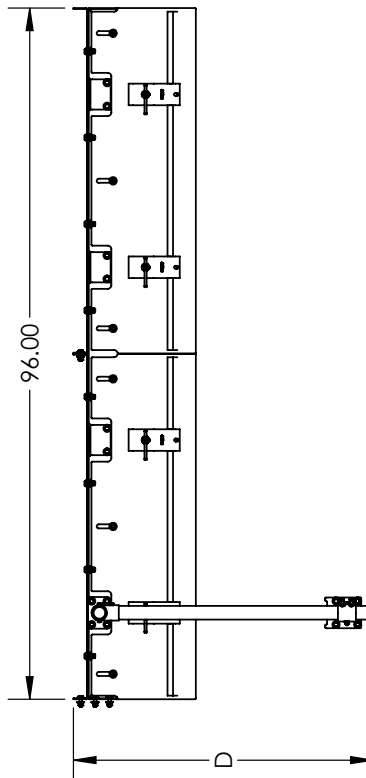
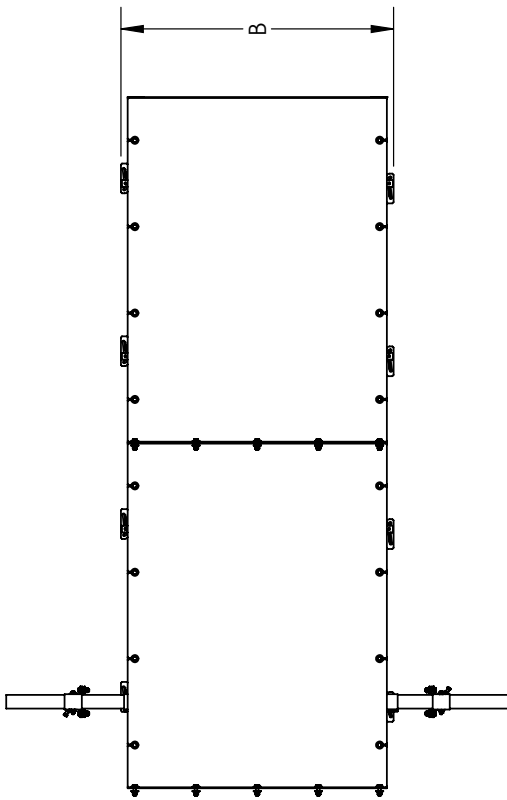
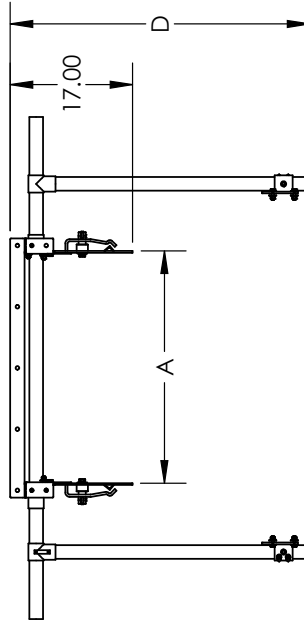
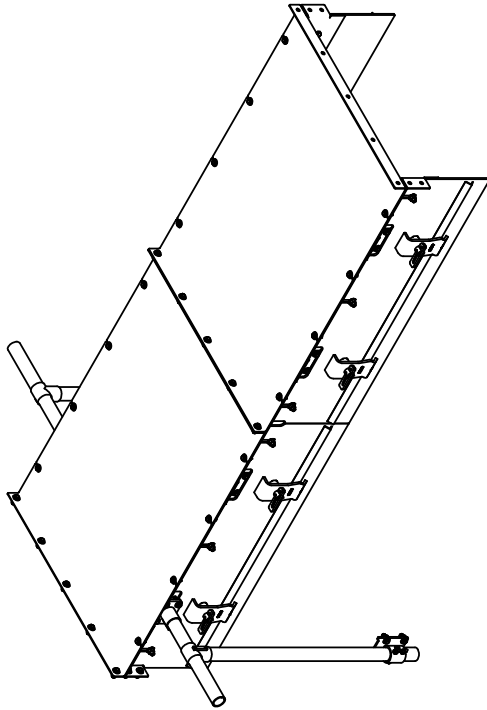


BELT WIDTH (in)	A (in)	B (in)	C (in)	D (in)
24	16	21.9	45.8	38.5
30	20	25.9	51.8	38.5
36	24	29.9	57.8	38.5
42	28	33.9	63.8	41.5
48	32	37.9	69.8	41.5
54	36	41.9	75.8	41.5
60	40	45.9	81.8	44.5
66	44	49.9	87.8	44.5
72	48	53.9	93.8	44.5
84	56	57.9	105.8	47.5
96	64	61.9	117.8	50.5

# Specifications & Guidelines

## Enclosed Skirting

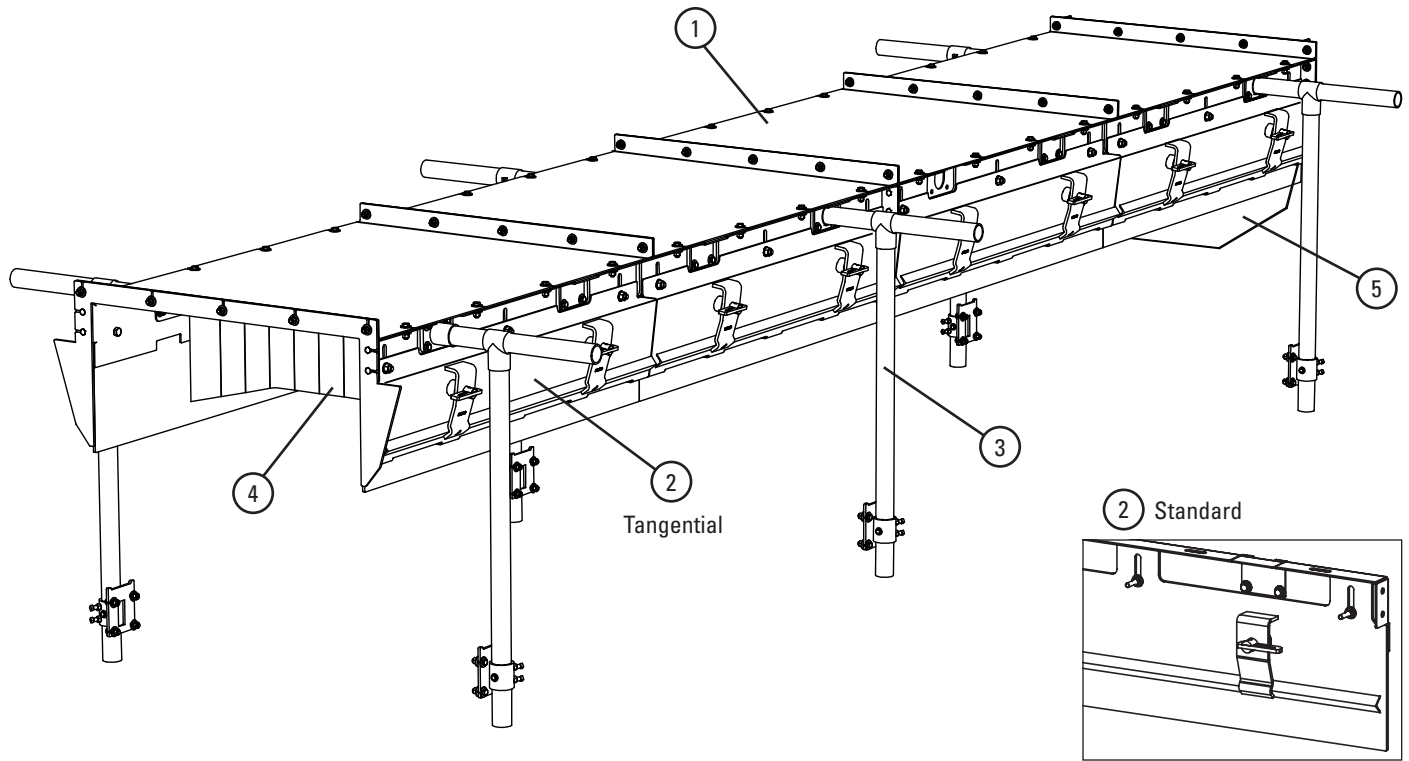
### 8' (2.4 M) Base Unit



BELT WIDTH (in)	A (in)	B (in)	C (in)	D (in)
24	16	21.9	45.8	38.5
30	20	25.9	51.8	38.5
36	24	29.9	57.8	38.5
42	28	33.9	63.8	41.5
48	32	37.9	69.8	41.5
54	36	41.9	75.8	41.5
60	40	45.9	81.8	44.5
66	44	49.9	87.8	44.5
72	48	53.9	93.8	44.5
84	56	57.9	105.8	47.5
96	64	61.9	117.8	50.5

# Replacement Parts

## Enclosed Skirting



### Replacement Parts

REF	DESCRIPTION	ORDERING NUMBER	ITEM CODE	WT. LBS.
1	24" (600 mm) Cover	SKC-24	91751	41.8
	30" (750 mm) Cover	SKC-30	91752	49.5
	36" (900 mm) Cover	SKC-36	91753	57.3
	42" (1050 mm) Cover	SKC-42	91754	65.3
	48" (1200 mm) Cover	SKC-48	91755	73.3
	54" (1350 mm) Cover	SKC-54	91756	81.0
	60" (1500 mm) Cover	SKC-60	91757	88.8
	66" (1650 mm) Cover	SKC-66	91758	96.5
	72" (1800 mm) Cover	SKC-72	91759	104.6
	84" (2100 mm) Cover	SKC-84	91760	120.0
96" (2400 mm) Cover	SKC-96	91761	135.8	
2	Standard AR400 Wear Plate*	SL-48	91841	45.4
	Tangential AR400 Wear Plate*	TL-48	91842	45.6
3	24" (600 mm) Leg Kit**	LA-24	91762	36.0
	30" (750 mm) Leg Kit**	LA-30	91763	37.4
	36" (900 mm) Leg Kit**	LA-36	91764	38.7
	42" (1050 mm) Leg Kit**	LA-42	91765	41.4
	48" (1200 mm) Leg Kit**	LA-48	91766	42.7
	54" (1350 mm) Leg Kit**	LA-54	91835	44.0
	60" (1500 mm) Leg Kit**	LA-60	91836	46.7
	66" (1650 mm) Leg Kit**	LA-66	91837	48.0
	72" (1800 mm) Leg Kit**	LA-72	91838	49.4
	84" (2100 mm) Leg Kit**	LA-84	91839	53.4
96" (2400 mm) Leg Kit**	LA-96	91840	57.4	

Hardware Included:

\*Item is single plate; two plates are required for every 4' (1200 mm) base unit and four plates are required for every 8' (2400 mm) base unit

\*\*Kit includes 2 vertical legs, 1 crossmember, joints/mounts, and hardware

Lead time: 1 working day

### Replacement Rubber

REF	DESCRIPTION	ORDERING NUMBER	ITEM CODE	WT. LBS.
4	24" (600 mm) Dust Curtain Rubber	DCRR-24	92159	4.1
	30" (750 mm) Dust Curtain Rubber	DCRR-30	92160	4.8
	36" (900 mm) Dust Curtain Rubber	DCRR-36	92161	5.4
	42" (1050 mm) Dust Curtain Rubber	DCRR-42	92162	6.0
	48" (1200 mm) Dust Curtain Rubber	DCRR-48	92163	6.8
	54" (1350 mm) Dust Curtain Rubber	DCRR-54	92164	7.2
	60" (1500 mm) Dust Curtain Rubber	DCRR-60	92165	7.7
	66" (1650 mm) Dust Curtain Rubber	DCRR-66	92166	8.3
	72" (1800 mm) Dust Curtain Rubber	DCRR-72	92167	8.6
	84" (2100 mm) Dust Curtain Rubber	DCRR-84	92168	8.5
96" (2400 mm) Dust Curtain Rubber	DCRR-96	92169	10.0	
5	24" (600 mm) Rear Seal Rubber	RSRR-24	92170	3.6
	30" (750 mm) Rear Seal Rubber	RSRR-30	92171	4.2
	36" (900 mm) Rear Seal Rubber	RSRR-36	92172	5.0
	42" (1050 mm) Rear Seal Rubber	RSRR-42	92173	5.7
	48" (1200 mm) Rear Seal Rubber	RSRR-48	92174	6.5
	54" (1350 mm) Rear Seal Rubber	RSRR-54	92175	7.3
	60" (1500 mm) Rear Seal Rubber	RSRR-60	92176	8.1
	66" (1650 mm) Rear Seal Rubber	RSRR-66	92177	8.9
	72" (1800 mm) Rear Seal Rubber	RSRR-72	92178	9.8
	84" (2100 mm) Rear Seal Rubber	RSRR-84	92179	11.7
96" (2400 mm) Rear Seal Rubber	RSRR-96	92180	13.8	

Shaded items are made to order.

Lead time: 3 weeks

Lead time: 6 weeks



# Product Ordering Information

## Standard Urethane Skirting

### With 35° Chamfer - 25' (7.6M)

HEIGHT		THICKNESS		LENGTH		ORDERING NUMBER	ITEM CODE	WT. LBS.
in.	mm	in.	mm	ft.	m			
4	100	3/8	10	25	7.6	SKPU-4X3/8X25	91288	21.2
4	100	1/2	12	25	7.6	SKPU-4X1/2X25	91289	28.2
4	100	5/8	16	25	7.6	SKPU-4X5/8X25	91290	35.3
4	100	3/4	19	25	7.6	SKPU-4X3/4X25	91291	42.3
4	100	1	25	25	7.6	SKPU-4X1X25	91292	56.4
6	150	3/8	10	25	7.6	SKPU-6X3/8X25	91298	31.7
6	150	1/2	12	25	7.6	SKPU-6X1/2X25	90283	42.3
6	150	5/8	16	25	7.6	SKPU-6X5/8X25	91299	52.9
6	150	3/4	19	25	7.6	SKPU-6X3/4X25	90284	63.5
6	150	1	25	25	7.6	SKPU-6X1X25	91300	84.6
8	200	3/8	10	25	7.6	SKPU-8X3/8X25	91304	42.3
8	200	1/2	12	25	7.6	SKPU-8X1/2X25	90285	56.4
8	200	5/8	16	25	7.6	SKPU-8X5/8X25	91305	70.5
8	200	3/4	19	25	7.6	SKPU-8X3/4X25	90286	84.6
8	200	1	25	25	7.6	SKPU-8X1X25	91306	112.8
10	250	3/8	10	25	7.6	SKPU-10X3/8X25	91310	52.9
10	250	1/2	12	25	7.6	SKPU-10X1/2X25	91311	70.5
10	250	5/8	16	25	7.6	SKPU-10X5/8X25	91312	88.1
10	250	3/4	19	25	7.6	SKPU-10X3/4X25	91313	105.8
10	250	1	25	25	7.6	SKPU-10X1X25	91314	141.0
12	300	3/8	10	25	7.6	SKPU-12X3/8X25	91320	63.5
12	300	1/2	12	25	7.6	SKPU-12X1/2X25	91321	84.6
12	300	5/8	16	25	7.6	SKPU-12X5/8X25	91322	105.8
12	300	3/4	19	25	7.6	SKPU-12X3/4X25	91323	126.9
12	300	1	25	25	7.6	SKPU-12X1X25	91324	169.2

Price Per Inch for reference only; standard skirting is available in 25' (15.2M) lengths.  
Lead time: 1 working day



### With 35° Chamfer - 50' (15.2M)

HEIGHT		THICKNESS		LENGTH		ORDERING NUMBER	ITEM CODE	WT. LBS.
in.	mm	in.	mm	ft.	m			
4	100	3/8	10	50	15.2	SKPU-4X3/8X50	91293	42.3
4	100	1/2	12	50	15.2	SKPU-4X1/2X50	91294	56.4
4	100	5/8	16	50	15.2	SKPU-4X5/8X50	91295	70.5
4	100	3/4	19	50	15.2	SKPU-4X3/4X50	91296	84.6
4	100	1	25	50	15.2	SKPU-4X1X50	91297	112.8
6	150	3/8	10	50	15.2	SKPU-6X3/8X50	91301	63.5
6	150	1/2	12	50	15.2	SKPU-6X1/2X50	91222	84.6
6	150	5/8	16	50	15.2	SKPU-6X5/8X50	91302	105.8
6	150	3/4	19	50	15.2	SKPU-6X3/4X50	91223	126.9
6	150	1	25	50	15.2	SKPU-6X1X50	91303	169.2
8	200	3/8	10	50	15.2	SKPU-8X3/8X50	91307	84.6
8	200	1/2	12	50	15.2	SKPU-8X1/2X50	91224	112.8
8	200	5/8	16	50	15.2	SKPU-8X5/8X50	91308	141.0
8	200	3/4	19	50	15.2	SKPU-8X3/4X50	91225	169.2
8	200	1	25	50	15.2	SKPU-8X1X50	91309	225.6
10	250	3/8	10	50	15.2	SKPU-10X3/8X50	91315	105.8
10	250	1/2	12	50	15.2	SKPU-10X1/2X50	91316	141.0
10	250	5/8	16	50	15.2	SKPU-10X5/8X50	91317	176.3
10	250	3/4	19	50	15.2	SKPU-10X3/4X50	91318	211.5
10	250	1	25	50	15.2	SKPU-10X1X50	91319	282.0
12	300	3/8	10	50	15.2	SKPU-12X3/8X50	91325	126.9
12	300	1/2	12	50	15.2	SKPU-12X1/2X50	91326	169.2
12	300	5/8	16	50	15.2	SKPU-12X5/8X50	91327	211.5
12	300	3/4	19	50	15.2	SKPU-12X3/4X50	91328	253.8
12	300	1	25	50	15.2	SKPU-12X1X50	91329	338.4

Price Per Inch for reference only; standard skirting is available in 25' (15.2M) lengths.  
Lead time: 1 working day

### Product Notes:

- Urethane skirting offers a more wear-resistant material than typical rubber, often providing as much as 3–4 times the wear life in similar applications. The lower coefficient of friction reduces strain on the system.
- Works with Flexco series of skirt clamps that offer simple serviceability: RMC1/PAL-Pak, Flex-Lok, and Flex-Seal.
- Uses soft durometer (65A) urethane with exceptional tear resistance to ensure a good seal and long belt life.
- 25' (7.6M) roll size ensures easy transportation, while the 35° chamfer eliminates the typical skirting break-in period.
- Suitable for most applications: single direction or reversing belts, wet or dry conditions, old or new belts, vulcanized or mechanically-spliced systems.
- Rated for temperatures from -20 to 180°F (-30 to 82°C).

Shaded items are made to order.  
Lead time: 1-2 weeks


# Product Ordering Information


## Dual Seal Polyurethane Skirting

### Dual Seal Polyurethane Skirting

HEIGHT		THICKNESS		LENGTH		CHAMFER	ORDERING NUMBER	ITEM CODE	WT. LBS.		
in.	mm	in.	mm	ft.	m						
6	150	1/2	12	25	7.6	35°	SKPU-DUAL-6X1/2X25	91400	47.0		
6	150	3/4	20				SKPU-DUAL-6X3/4X25	91401	67.8		
8	200	1/2	12				SKPU-DUAL-8X1/2X25	91402	60.5		
8	200	3/4	20				SKPU-DUAL-8X3/4X25	91403	88.1		
6	150	1/2	12				50	15.2	SKPU-DUAL-6X1/2X50	91404	94.0
6	150	3/4	20						SKPU-DUAL-6X3/4X50	91405	135.5
8	200	1/2	12	SKPU-DUAL-8X1/2X50	91406				121.0		
8	200	3/4	20	SKPU-DUAL-8X3/4X50	91407				176.1		

Price Per Inch for reference only; skirting is available standard in 25' (7.6M) lengths.  
Lead time: 1 working day

 Shaded items are made to order.  
Lead time: 1 week



### Product Notes:

- Secondary seal provides a floating contact area behind the main slab to prevent spillage.
- Polyurethane skirting offers a more wear-resistant material than typical rubber, often providing as much as 3–4 times the wear life in similar applications.  
The lower coefficient of friction reduces strain on the system.
- Works with Flexco series of skirt clamps that offer simple serviceability: RMC1/PAL-Pak, Flex-Lok™, and Flex-Seal™.
- Uses soft durometer (65A) polyurethane with exceptional tear resistance to ensure a good seal and long belt life.
- 25' (7.6m) roll size ensures easy transportation, while the 35° chamfer eliminates the typical skirting break-in period.
- Suitable for most applications: single direction or reversing belts, wet or dry conditions, old or new belts, vulcanized or mechanically-spliced systems.
- Rated for temperatures from -20 to 180°F (-30 to 82°C).

# Product Ordering Information

## RMC1 Skirt Clamps


### RMC1 Skirt Clamps\*

DESCRIPTION	ORDERING NUMBER	ITEM CODE	WT. LBS.
Skirt Clamp	RMC1	75817	11.6
LS Skirt Clamp	RMC1-LS	75834	10.4
Skirt Clamp 50 Pack	RMC1-50	75833	580.0

\*Includes two clamp plates (Standard or LS - Limited Space), two clamp pins, and one 4' (1.2M) clamp bar. Skirt board and rubber not included. Skirt Rubber Thickness Range: 5/16 to 3/4" (8 to 19mm). Lead time: 1 working day



Anti-Vibration Clamp Pins

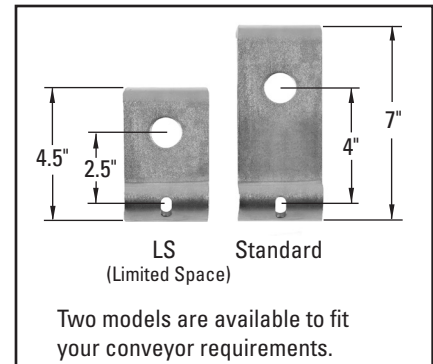


RMC1 Skirt Clamp (Standard)

### Replacement Parts

DESCRIPTION	ORDERING NUMBER	ITEM CODE	WT. LBS.
Clamp Pin	RMC1-CP	75819	1.1
Bolt-On Clamp Pin	RMC1-BCP	76414	1.0
Clamp Plate	RMC1-PL	75821	2.1
LS Clamp Plate	RMC1LS-PL	75835	1.5
Clamp Bar	RMC1-CB	75820	4.0

Lead time: 1 working day



### PAL PAKs

The Pick-A-Length (PAL) PAK contains (2) clamp plates and (2) clamp pins. You supply the clamp bar (1" x 1" x 1/8" angle) to your required length.

### PAL PAKs per System Length

Skirting System Length	1-4' (0.3-1.2M)	5-8' (1.5-2.4M)	9-12' (2.8-3.8M)	13-16' (4.0-4.9M)	17-20' (5.2-6.1M)
PAL PAKs Needed	1	2	3	4	5

### Replacement Parts

DESCRIPTION	ORDERING NUMBER	ITEM CODE	WT. LBS.
PAL PAK	RMC1-PP	75832	6.6
LS PAL PAK	RMC1-LSPP	75836	5.4
Bolt-On PAL PAK	RMC1-BPP	76415	6.5
Bolt-On LS PAL PAK	RMC1-LSBPP	76538	5.3

Lead time: 1 working day



PAL PAK (Standard)



Bolt-On PAL PAK (Standard)

### Product Notes:

- Solves material spillage problems in the conveyor loading zone.
- Stops material loss, eliminates safety hazards, and reduces wear on conveyor components.
- LS (Limited Space) model for restricted space areas and for portable equipment.
- Pick-A-Length (PAL) PAK option for special or longer length requirements.
- Bolt-on Clamp Pins eliminate welding on applications where sparking can be a safety hazard.
- Anti-Vibration (standard) Clamp Pin stays locked even in applications with severe vibration.

# Product Ordering Information

**Flex-Lok™**  
Skirt Clamps

## Flex-Lok™ Skirt Clamp

One Skirt Clamp includes (1) 6' (1.8M) clamp runner, (4) clamp plates, (4) clamp pins, and (1) 6' (1.8M) restraining bar.

DESCRIPTION	ORDERING NUMBER	ITEM CODE	WT. LBS.
Skirt Clamp	FLSC-I	71052	31.1
Skirt Clamp 50 Pack	FLSC-I-50	71054	1,555.0

Lead time: 1 working day

## Mini Flex-Lok™ Skirt Clamp

One Mini Skirt Clamp includes (1) 6' (1.8M) clamp runner, (3) mini clamp plates, (3) clamp pins, and (1) 6' (1.8M) restraining bar.

DESCRIPTION	ORDERING NUMBER	ITEM CODE	WT. LBS.
Mini Skirt Clamp	FLSCM-I	71055	27.6
Mini Skirt Clamp 50 Pack	FLSCM-I-50	71100	1,380.0

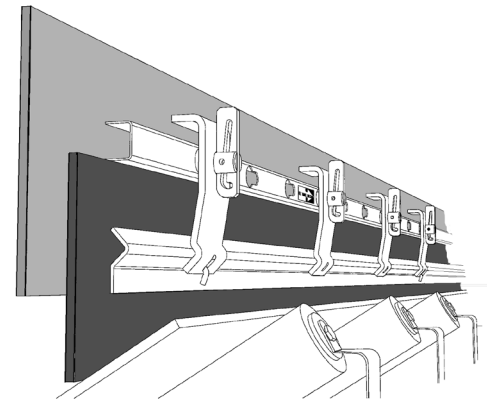
Lead time: 1 working day

## Stainless Steel Flex-Lok™ Skirt Clamp

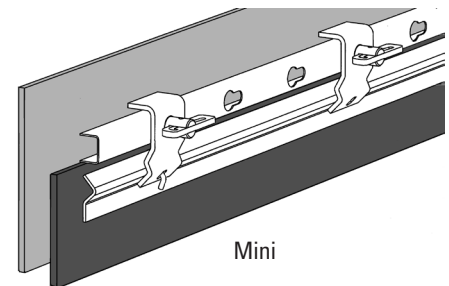
One SS Skirt Clamp includes (1) 6' (1.8M) clamp runner, (4) clamp plates, (4) clamp pins, and (1) 6' (1.8M) restraining bar.

DESCRIPTION	ORDERING NUMBER	ITEM CODE	WT. LBS.
SS Skirt Clamp	FLSC-ISS	75778	25.0

Lead time: 1 working day



Standard



Mini

## Replacement Parts

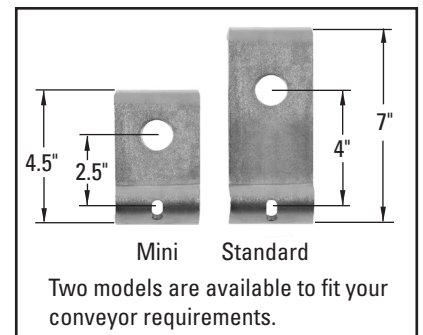
DESCRIPTION	ORDERING NUMBER	ITEM CODE	WT. LBS.
<b>FLEX-LOK™ SKIRT CLAMP</b>			
Clamp Runner - 6' (1.8M)	FL-RPI	71058	7.3
Clamp Plate	FL-PC-I	71057	2.1
Clamp Pin	FL-CP-I	71141	1.9
Restraining Bar - 6' (1.8M)	FL-RBI	71060	11.3
<b>MINI FLEX-LOK™ SKIRT CLAMP</b>			
Clamp Runner - 6' (1.8M)	FL-RPI	71058	7.3
Mini Clamp Plate	FLM-PC	71140	1.5
Clamp Pin	FL-CP-I	71141	1.9
Restraining Bar - 6' (1.8M)	FL-RBI	71060	11.3
<b>STAINLESS STEEL FLEX-LOK™ SKIRT CLAMP</b>			
SS Clamp Plate	FL-PC-ISS	71168	1.9
Clamp Pin	FL-CP-ISS	71164	1.9

Skirt board & rubber not included.

Skirt rubber thickness range: 5/16–1" (8–25mm)

Lead time: 1 working day

Shaded items are made to order.  
Lead time: 5 working days



Two models are available to fit your conveyor requirements.



Anti-Vibration Clamp Pins  
(Standard)

## SERVICE MAINTENANCE:

- Inspection – Periodically inspect the clearance between the skirt rubber and the belt. If this gap is more than 1/4" (6mm) or if excessive fines are escaping, readjust the skirt rubber.
- Adjustment – Unlock the wedges on the clamp pins and slide the skirt rubber down to the belt. Relock the clamp pins.

## TROUBLESHOOTING:

Problem: Skirt rubber slips out of skirt clamp.

Solution: 1. Check to insure wedges in clamp pins are locked.

2. Check skirt rubber position. Skirt rubber must not fold and lie on top of belt.

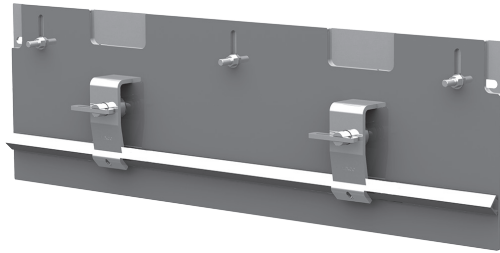
# Product Ordering Information

## Skirt Wear Liner Kit


### Skirt Wear Liner Kits

BELT WIDTH	HEIGHT		LENGTH		ORDERING NUMBER	ITEM CODE	WT. LBS.
	in.	mm	in.	mm			
Straight Liner Kit with 1/4" (6mm) AR400	14 1/2	368	48	1200	SLAWK-48	93115	75.2
Straight Liner Kit with 1" (25mm) Canoe Liner	14 1/2	368	48	1200	SLUWK-48	93116	76.4
Tangent Liner Kit with 1/4" (6mm) AR400	14 1/2	368	48	1200	TLAWK-48	93117	96.3
Tangent Liner Kit with 1" (25mm) Canoe Liner	14 1/2	368	48	1200	TLUWK-48	93118	95.9

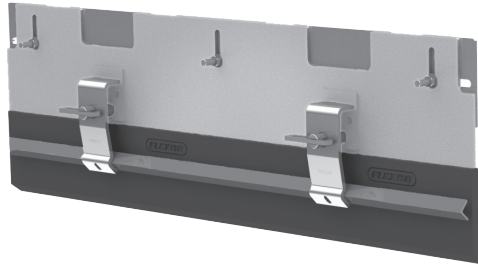
Included on 48" (1200mm) section  
Lead time: 1 working day




Straight Liner Kit with 1/4" (6mm) AR400



Tangent Liner Kit with 1/4" (6mm) AR400



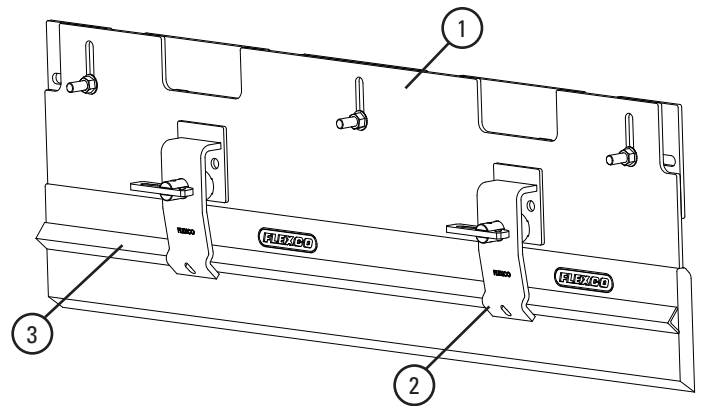
Straight Liner Kit with 1" (25mm) Canoe Liner



Tangent Liner Kit with 1" (25mm) Canoe Liner

# Replacement Parts

## Skirt Wear Liner Kit



### Replacement Parts

REF	DESCRIPTION	ORDERING NUMBER	ITEM CODE	WT. LBS.
1	Straight Liner with 1/4" (6mm) AR400	SL-48	91841	45.4
	Tangent Liner with 1/4" (6mm) AR400	TL-48	91842	45.6
	Straight Liner with 1" (25mm) Canoe Liner	SLU-48	93113	47.2
	Tangent Liner with 1" (25mm) Canoe Liner	TLU-48	93114	45.3
2	Bolt-On Pal Pak	RMC1-BPP	76415	6.5
3	Clamp Bar	RMC1-CB	75820	4.0

Lead time: 1 working day

### Product Notes:

- Solves material spillage problems in the conveyor loading zone.
- Stops material loss, eliminates safety hazards, and reduces wear on conveyor components.
- Combines new liner wall with existing Flexco Skirting Kits to provide an upgraded sealing edge.
- Wear liner adjustable from outside the chute for quick and easy service.
- With long wearing 1/4" (6mm) AR400 plate or 1" (25mm) Polyurethane Canoe Liner

# Product Ordering Information

**Flex-Seal™ Skirt System**

## Flex-Seal™ Skirt System\*


DESCRIPTION	ORDERING NUMBER	ITEM CODE	WT. LBS.
Flex-Seal Skirt System	RMC2-FS-1	76558	29.5
Flex-Seal Skirt System 50 Pack	RMC2-FS-50	77330	1,475.0

\*Includes angle plate, one Bolt-On PAL PAK, and one 4' (1.2M) clamp bar. Skirt board and rubber not included.  
Lead time: 1 working day

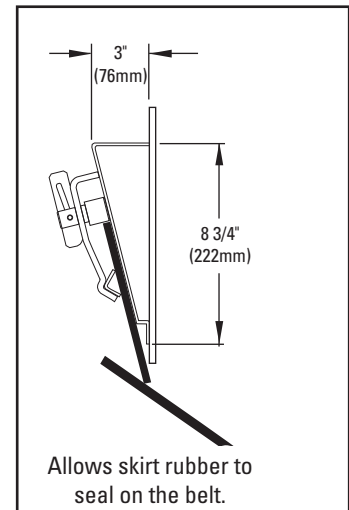
## Replacement Parts

DESCRIPTION	ORDERING NUMBER	ITEM CODE	WT. LBS.
Angle Plate	RMC2-FSAPK	76559	19.0
Bolt-On PAL PAK*	RMC1-BPP	76415	6.5
Clamp Bar	RMC1-CB	75820	4.0

\*Includes 2 bolt-on clamp pins and 2 clamp plates.  
Lead time: 1 working day



Bolt-On PAL PAK



## Specifications:

- Skirt Rubber Width Required.....6" (150mm)
- Skirt Rubber Thickness Range.....5/16 to 3/4" (8 to 19mm)

## Product Notes:

- Solves material spillage problems in the conveyor loading zone.
- Stops material loss, eliminates safety hazards, and reduces wear on conveyor components.
- Anti-Vibration (standard) Clamp Pin with serrated wedge stays locked even in applications with severe vibration.




# Product Ordering Information

## Flex-Lifter™ Conveyor Belt Lifter

Easy and safe way to lift tensioned belts so mechanical splicing or other maintenance work can be done.

DESCRIPTION	ORDERING NUMBER	ITEM CODE	WT. LBS.
Medium Flex-Lifter 36–60" (900–1500 mm) (incl. return bar)	FL-M	76469	91.0
Large Flex-Lifter 48–72" (1200–1800 mm) (incl. return bar)	FL-L	76470	128.0
XL Flex-Lifter 72–96" (1800–2400 mm) (does not incl. return bar)	FL-XL	76983	128.0
Flex-Lifter Cart	FLCK	77729	20.0

Lifts troughed or flat belts.  
Lead time: 1 working day



Flex-Lifter (M/L)

## Safe Lifting Capacity

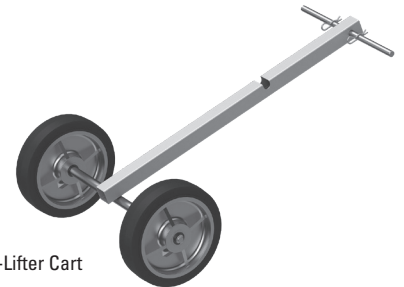
Height		Max. Weight			
		Medium/Large		XL	
in.	mm	lbs.	kg.	lbs.	kg.
0–1	0–25	500	225	1100	500
1–2	25–50	1000	450	1800	815
2–3	50–75	1500	675	2500	1140
3–4	75–100	2000	900	3200	1450
4–5	100–125	2500	1150	3700	1680
5–6	125–150	3000	1350	4600	2090
6–7	150–175	3500	1600	5300	2400
>7	>175	4000	1800	6000	2725



Flex-Lifter (XL)

## Aluminum Content Flex-Lifter

ALUMINUM ALLOY TYPE	PERCENT	
	Mg Magnesium	Ti Titanium
4043	0.05%	0.2%
5356	5.5%	0.2%
6005	0.6%	0.1%
6061	1.0%	0.0%
6063	0.7%	0.0%
7075	2.5%	0.0%



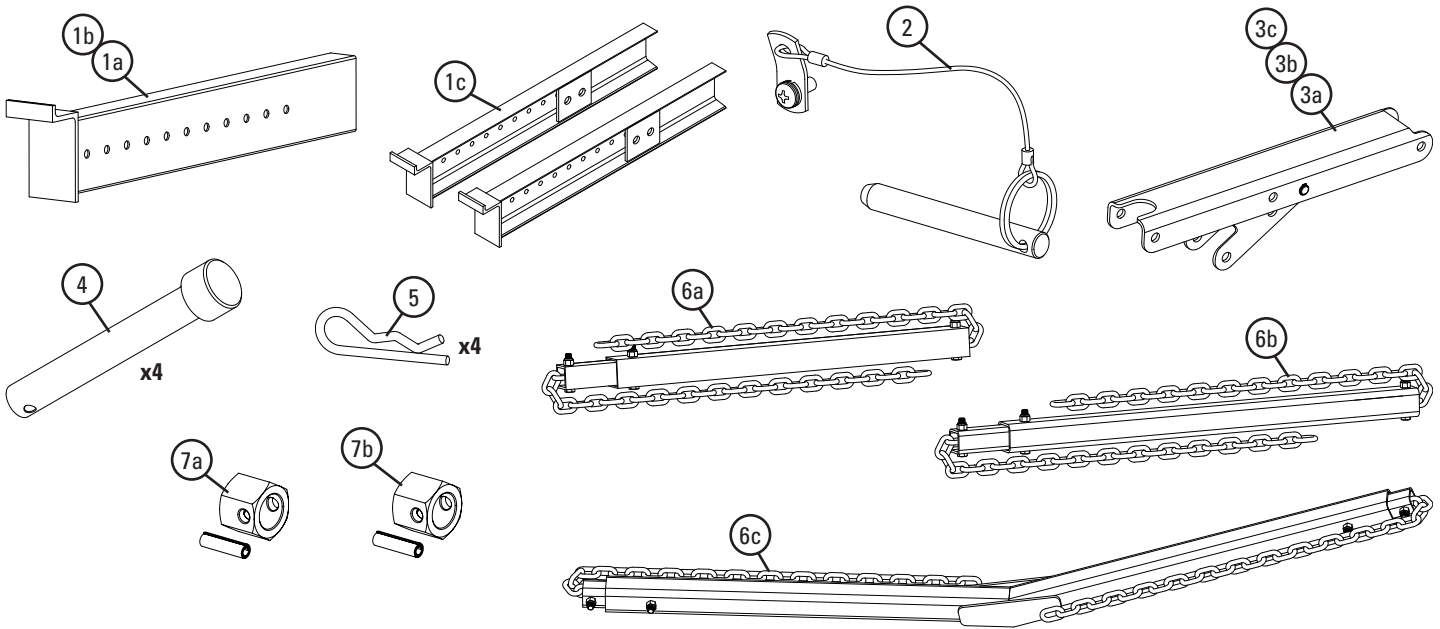
Flex-Lifter Cart

# Product Ordering Information

**Flex-Lifter™**  
Flexco Belt Maintenance Tools

## Replacement Parts

REF	DESCRIPTION	ORDERING NUMBER	ITEM CODE	WT. LBS.
1a	Extension Leg – Medium	FLEL-M	76472	3.1
1b	Extension Leg – Large	FLEL-L	76473	3.7
1c	Extension Leg Kit – XL (incl. 2 ext. legs)	FLELK-XL	76986	13.1
2	Extension Leg Pin (with lanyard)	FLELP	76474	0.1
3a	Trough Wing – Medium (with brace)	FLTW-M	76476	1.2
3b	Trough Wing – Large (with brace)	FLTW-L	76477	1.5
3c	Trough Wing – XL (with brace)	FLTW-XL	76985	4.2
4	Retainer Pin Pack (incl. (4) pins)	FLRP	76478	1.0
5	Retainer Clip Pack (incl. (4) clips)	FLCP	76479	0.1
6a	Return Lift Bar – Medium	FLRLB-M	76482	25.0
6b	Return Lift Bar – Large	FLRLB-L	76481	50.0
6c	V-Return Lift Bar – XL	FLVRL-XL	76984	63.0
7a	Shear Pin Kits – Medium/Large	FL-PKIT-ML	77250	0.3
7b	Shear Pin Kits – XL	FL-PKIT-XL	77251	0.5



# Product Ordering Information

## 900 Series Belt Cutter Flexco Belt Maintenance Tools

### 900 Series Belt Cutter

DESCRIPTION	BELT WIDTH		ORDERING NUMBER	ITEM CODE	WT. LBS.
	in.	mm			
Cutter Complete for belts up to 1.5" (38 mm)	24	600	900924	04200	34.0
	36	900	900936	04143	39.4
	48	1200	900948	04144	48.0
	60	1500	900960	04145	54.0
	72	1800	900972	04146	60.3
	84	2130	900984	04147	86.0

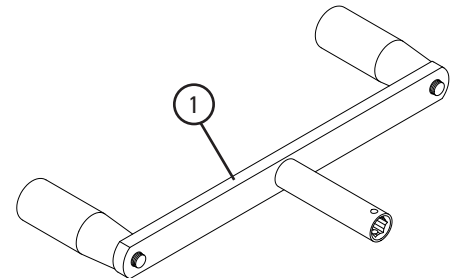
Lead time: 1 working day



### Replacement Parts

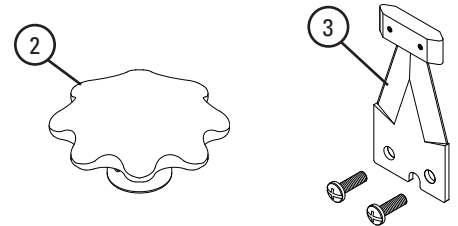
REF	DESCRIPTION	ORDERING NUMBER	ITEM CODE	WT. LBS.
1	Drive Handle Assembly	900	04140	2.0
2	Knob 8 Point Kit	900CKK	106186	0.62
3	Replacement Blade Kit	900CBK	04149	0.15

Lead time: 1 working day



### Aluminum Content 900 Series Belt Cutter

ALUMINUM ALLOY TYPE	PERCENT	
	Mg Magnesium	Ti Titanium
6005	0.6%	0.1%
6061	1.0%	0.0%
7075	2.5%	0.0%




# Product Ordering Information

## Electric Belt Cutter & Cordless Electric Belt Cutter Flexco Belt Maintenance Tools

### Electric Belt Cutter

DESCRIPTION	ORDERING NUMBER	ITEM CODE	WT. LBS.
Electric Belt Cutter Complete	EBC1	30001	30.0
Electric Belt Cutter Complete	EBC2	30002	40.0
Cordless Electric Belt Cutter Complete	CEBC1	30018	30.0
Cordless Electric Belt Cutter Complete	CEBC2	30019	40.0
Electric Belt Cutter Complete 220V	EBC1-220	30011	30.0
Electric Belt Cutter Complete 220V	EBC2-220	30012	40.0
Cordless Electric Belt Cutter Complete 220V	CEBC1-220	30021	30.0
Cordless Electric Belt Cutter Complete 220V	CEBC2-220	30022	40.0

Lead time: 1 working day



### Electric Belt Cutter – Tool Repair

DESCRIPTION	ITEM CODE
EBC1 – REFURBISH	30001RPR
EBC2 – REFURBISH	30002RPR
CEBC1 – REFURBISH	30018RPR
CEBC2 – REFURBISH	30019RPR

**NOTE:** PLEASE DO NOT SEND REPAIR TOOLS WITH BATTERIES.

Due to the US Dept of Transportation rules, Flexco is unable to ship used batteries back to customers and they will be disposed. Contact Customer Experience to request a tool repair.

Additional charges may apply depending on the extent of the repair. Flexco Customer Experience will advise prior to any work.

### Cutting Capacity

BELT TYPE	EBC1/CEBC1	EBC2/CEBC2
Rubber	Up to 1" (25mm)	Up to 2" (50mm)
PVC	Up to 360 PIW (630 kN/m)	Up to 1140 PIW (2000 kN/m)

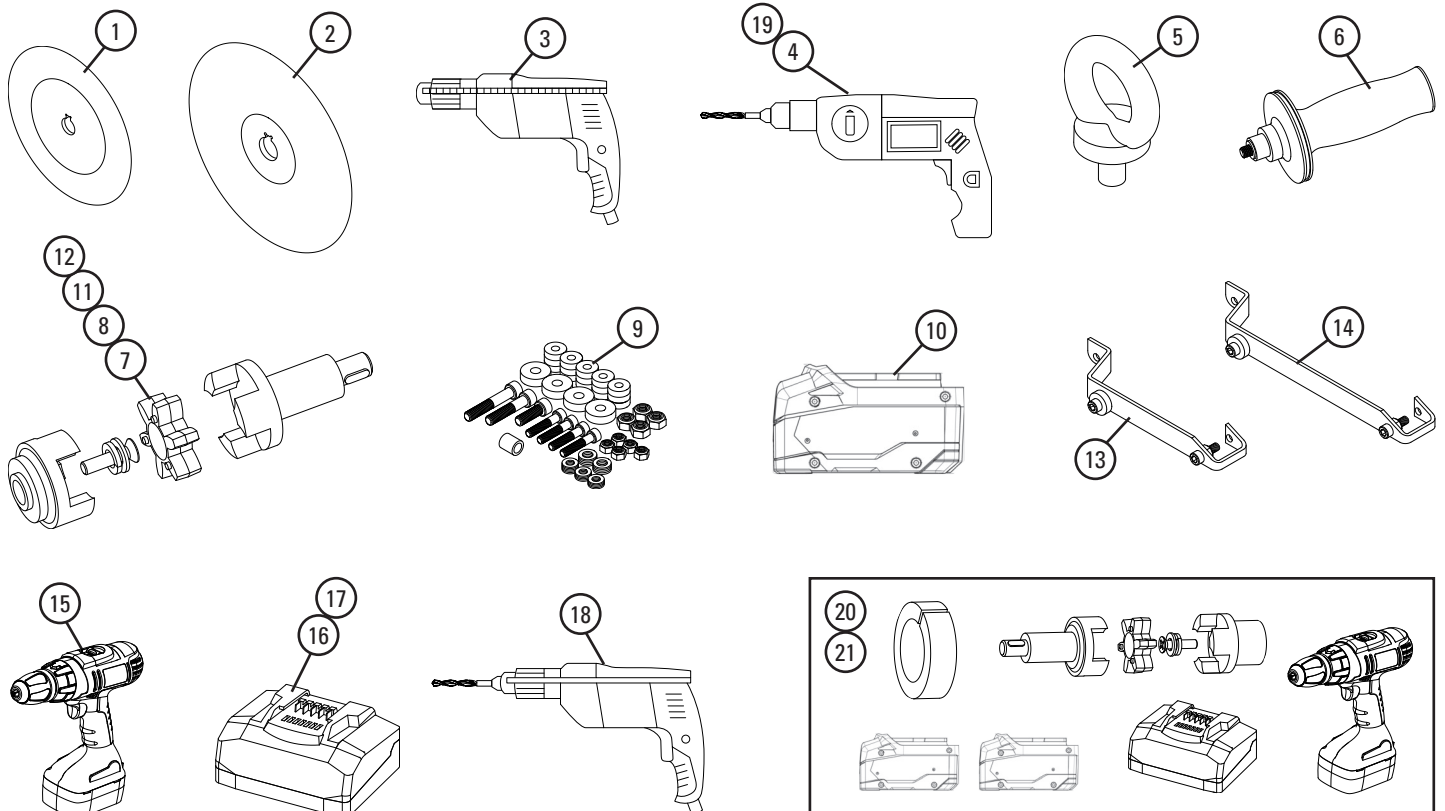
# Product Ordering Information

## Electric Belt Cutter & Cordless Electric Belt Cutter Flexco Belt Maintenance Tools

### Replacement Parts

REF	DESCRIPTION	ORDERING NUMBER	ITEM CODE	WT. LBS.
1	EBC1/CEBC1 Blade	EBC1/CEBC1-B	30003	2
2	EBC2/CEBC2 Blade	EBC2/CEBC2-B	30004	2.8
3	EBC1 Drill Milwaukee	EBC1-DR	30005	7.5
4	EBC2 Drill Metabo	EBC2-DR	30006	12.1
5	Eye Bolt	EBC/CEBC-EB	30007	0.9
6	Handle	EBC/CEBC-H	30008	0.4
7	EBC1 Coupling	EBC1-CPLGM	108047	0.2
8	EBC2 Coupling	EBC2-CPLGM	108048	0.2
9	Bearing RPLC Kit	EBC/CEBC-BK	30024	1.1
10	CEBC1/CEBC2 Battery Metabo	CEBC1/CEBC2-BATMET	111390	1.5
11	EBC1/CEBC1 Coupling	CEBC1-CPLGM	108045	0.2
12	EBC2/CEBC2 Coupling	CEBC2-CPLGM	108046	0.2
13	EBC1/CEBC1 Retro Fit Rail Kit	EBC1/CEBC1-RK	30033	1.3
14	EBC2/CEBC2 Retro Fit Rail Kit	EBC2/CEBC2-RK	30034	1.6
15	CEBC1/CEBC2 Metabo Drill	CEBC1/CEBC2-DRM	108043	4
16	CEBC1/CEBC2 Charger Metabo	METABO-CHGR110	30369	1.3
17	CEBC1-220/CEBC2-220 Charger Metabo	METABO-CHGR220	114974	1.3
18	EBC1-220 Drill Hitachi	EBC1-220-DR	30013	7.5
19	EBC2-220 Drill Metabo	EBC2-220-DR	30014	12.1
20	CEBC1 Makita XPH03MB to Metabo Upgrade (incl. (1) ea. item 15, 16 & (2) ea. item 10, coupling, & collar)	CEBC1-DUK	108384	4.5
21	CEBC2 Makita XFD03M to Metabo Upgrade (incl. (1) ea. item 15, 16 & (2) ea. item 10, coupling, & collar)	CEBC2-DUK	108385	4.5

Lead time: 1 working day



# Product Ordering Information

## Far-Pul™ HD® Belt Clamps Flexco Belt Maintenance Tools


### Far-Pul™ HD® Belt Clamps

Load Capacity up to 3 tons (2.7 metric tons) when used with two 1-1/2 ton (1.4 metric ton) come-alongs.

DESCRIPTION	BELT WIDTH		ORDERING NUMBER	ITEM CODE	WT. LBS.
	in.	mm			
Belt Clamp Complete includes: 4 Belt Clamp Bars, 4 Belt Clamp Scissors	Up to 30	Up to 750	LSHD30	30393	79.0
	Up to 36	Up to 900	LSHD36	30394	87.0
	Up to 42	Up to 1050	LSHD42	30395	91.0
	Up to 48	Up to 1200	LSHD48	30396	98.0
	Up to 54	Up to 1350	LSHD54	30397	103.0
	Up to 60	Up to 1500	LSHD60	30398	110.0
	Up to 72	Up to 1800	LSHD72	30399	121.0
30" Belt Clamp Bar Set*	Up to 30	Up to 750	LSHDB30-2	30418	20.0
36" Belt Clamp Bar Set*	Up to 36	Up to 900	LSHDB36-2	30414	23.0
42" Belt Clamp Bar Set*	Up to 42	Up to 1050	LSHDB42-2	30421	26.0
48" Belt Clamp Bar Set*	Up to 48	Up to 1200	LSHDB48-2	30423	30.0
54" Belt Clamp Bar Set*	Up to 54	Up to 1350	LSHDB54-2	30424	33.0
60" Belt Clamp Bar Set*	Up to 60	Up to 1500	LSHDB60-2	30430	36.0
72" Belt Clamp Bar Set*	Up to 72	Up to 1800	LSHDB72-2	30408	40.0

\*Includes 2 bars per set

Bar length = belt width + 10" (250mm)



### Replacement Parts

REF	DESCRIPTION	ORDERING NUMBER	ITEM CODE	WT. LBS.
1	Steel Belt Clamp Scissor (1 ea.)	LSHDS	30392	10.5
2	Belt Locator Pin (incl. washer, locking nut)	LSHDLP	30400	0.15
3	Retaining Pin Kit	LSHD-RPK	30390	2.0
4	Clamp Bar Screw	LSHDCBS	30373	1.0
5	Clamp Bar Pivot Pin (Pair) (incl. (2) roll pin)	LSHDPP	30052	1.0

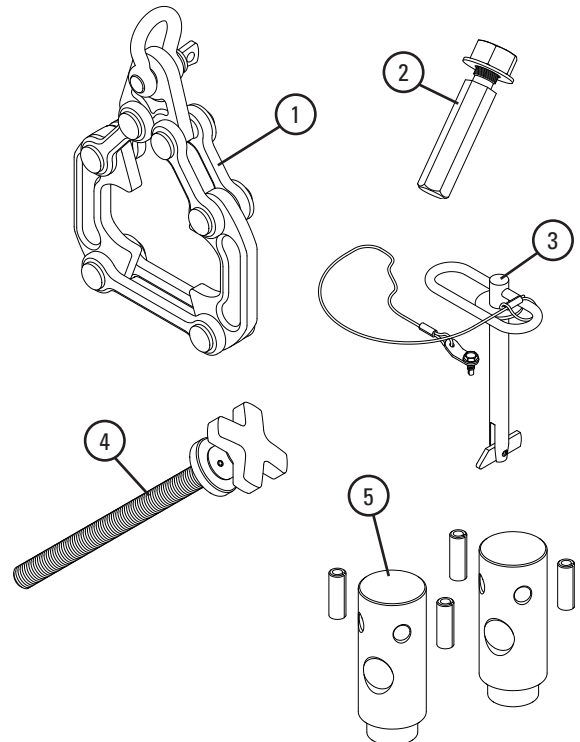
Lead time: 1 working day

Shaded items are made to order.  
Lead time: 5 working days

### Aluminum Content

#### Far-Pul™ HD®

ALUMINUM ALLOY TYPE	PERCENT	
	Mg Magnesium	Ti Titanium
6061	1.0%	0.0%



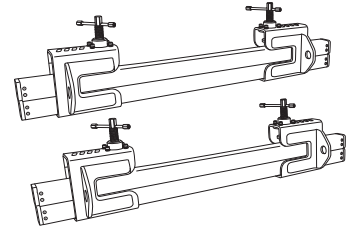
# Product Ordering Information

**TUG™ HD® Belt Clamps**  
Flexco Belt Maintenance Tools

## TUG™ HD® Belt Clamps

DESCRIPTION	MAX. BELT WIDTH		6 TON			8 TON		
	in.	mm	ORDERING NUMBER	ITEM CODE	WT. LBS.	ORDERING NUMBER	ITEM CODE	WT. LBS.
TUG™ HD® Belt Clamp set includes 4 aluminum clamp bars and steel clamp ends.	36	900	TUG6-36-AL	31700	134.0	TUG8-36-AL	31706	178.0
	42	1050	TUG6-42-AL	31701	141.0	TUG8-42-AL	31707	189.0
	48	1200	TUG6-48-AL	31702	148.0	TUG8-48-AL	31708	200.0
	54	1400	TUG6-54-AL	31703	155.0	TUG8-54-AL	31709	211.0
	60	1600	TUG6-60-AL	31704	162.0	TUG8-60-AL	31710	222.0
	72	1800	TUG6-72-AL	31705	176.0	TUG8-72-AL	31711	244.0
	84	2200	N/A			TUG8-84-AL	31712	266.0
	96	2400	N/A			TUG8-96-AL	31713	288.0

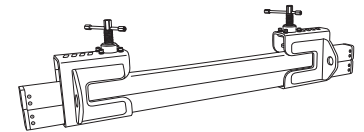
Lead time: 1 working day



## Replacement Clamps - Pair

DESCRIPTION	MAX. BELT WIDTH		6 TON			8 TON		
	in.	mm	ORDERING NUMBER	ITEM CODE	WT. LBS.	ORDERING NUMBER	ITEM CODE	WT. LBS.
TUG™ HD® Belt Clamp pair includes 2 aluminum clamp bars and steel clamp ends.	36	900	TUG6P-36-AL	31714	67.0	TUG8P-36-AL	31720	89.0
	42	1050	TUG6P-42-AL	31715	71.0	TUG8P-42-AL	31721	95.0
	48	1200	TUG6P-48-AL	31716	74.0	TUG8P-48-AL	31722	100.0
	54	1400	TUG6P-54-AL	31717	78.0	TUG8P-54-AL	31723	106.0
	60	1600	TUG6P-60-AL	31718	81.0	TUG8P-60-AL	31724	111.0
	72	1800	TUG6P-72-AL	31719	88.0	TUG8P-72-AL	31725	122.0
	84	2200	N/A			TUG8P-84-AL	31726	133.0
	96	2400	N/A			TUG8P-96-AL	31727	144.0

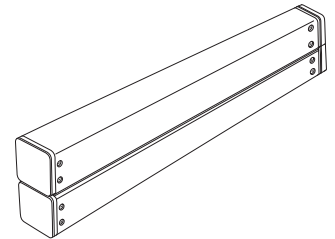
Lead time: 1 working day



## Replacement Bars - Pair

DESCRIPTION	MAX. BELT WIDTH		6 TON			8 TON		
	in.	mm	ORDERING NUMBER	ITEM CODE	WT. LBS.	ORDERING NUMBER	ITEM CODE	WT. LBS.
TUG™ HD® Belt Clamps pair replacement bars includes 2 aluminum clamp bars.	12	300	TUG6B-12-AL	31728	7.0	TUG8B-12-AL	31735	11.0
	36	900	TUG6B-36-AL	31729	21.0	TUG8B-36-AL	31736	33.0
	42	1050	TUG6B-42-AL	31730	25.0	TUG8B-42-AL	31737	39.0
	48	1200	TUG6B-48-AL	31731	28.0	TUG8B-48-AL	31738	44.0
	54	1400	TUG6B-54-AL	31732	32.0	TUG8B-54-AL	31739	50.0
	60	1600	TUG6B-60-AL	31733	35.0	TUG8B-60-AL	31740	55.0
	72	1800	TUG6B-72-AL	31734	42.0	TUG8B-72-AL	31741	66.0
	84	2200	N/A			TUG8B-84-AL	31742	77.0
	96	2400	N/A			TUG8B-96-AL	31743	88.0

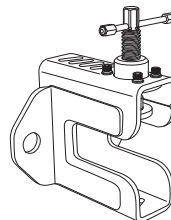
Lead time: 1 working day



## Replacement Clamp Ends

DESCRIPTION	ORDERING NUMBER	ITEM CODE	WT. LBS.
TUG™ HD® Clamp End replacement include 1 steel clamp end.	TUG6E	31744	23.0
	TUG8E	31747	28.0

Lead time: 1 working day



## Aluminum Content TUG™ HD® Belt Clamps

ALUMINUM ALLOY TYPE	PERCENT	
	Mg Magnesium	Ti Titanium
6061	1.00%	0%



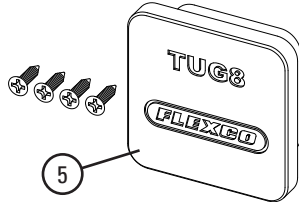
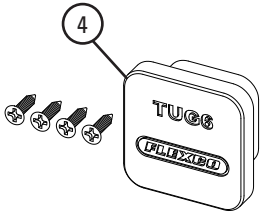
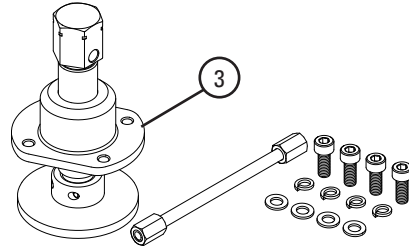
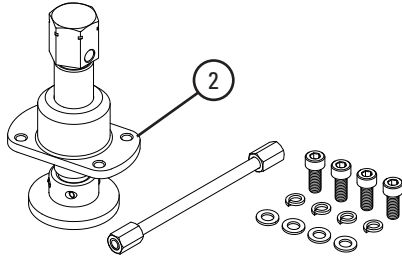
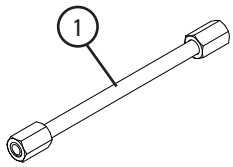
# Product Ordering Information

## TUG™ HD® Belt Clamps Flexco Belt Maintenance Tools

### Replacement Parts

REF	DESCRIPTION	ORDERING NUMBER	ITEM CODE	WT. LBS.
1	Tug Clamp Turn Handle	TUGH	31792	0.5
2	Tug 6 Clamp Screw	TUG6S	31793	3.0
3	Tug 8 Clamp Screw	TUG8S	31794	3.4
4	Tug 6 End Cap	TUG6C	31798	0.8
5	Tug 8 End Cap	TUG8C	31799	1.0

Lead time: 1 working day



# Product Ordering Information

## Light Duty Rubber\*

PATTERN	THICKNESS		LENGTH		MATERIAL	ORDERING NUMBER	ITEM CODE
	in.	mm	ft.	m			
Light Duty	0.3	7.5	11	3.3	SBR	7.5NLD3.3/11	71077

Lead time: 1 working day

Strips = Pulley Diameter (in) x 3.14 ÷ 8, then round up.

Rolls =  $\frac{\text{Strips} \times (\text{Face Width} + 4")}{12}$

A or B

A = Light Duty = 132"; B = All Others = 252"

## Roll Lagging - SBR Rubber\*\*


PATTERN	THICKNESS		LENGTH		ORDERING NUMBER	ITEM CODE
	in.	mm	ft.	m		
Diamond	3/8	10	21	6.5	10ND6.5/21	71002
Diamond	1/2	12	21	6.5	12ND6.5/21	71004
Diamond	5/8	15	21	6.5	15ND6.5/21	71006
Diamond	3/4	20	21	6.5	20ND6.5/21	71008
Diamond	1	25	21	6.5	25ND6.5/21	71152
Plain	3/8	10	21	6.5	10NP6.5/21	71010
Plain	1/2	12	21	6.5	12NP6.5/21	71012
Plain	5/8	15	21	6.5	15NP6.5/21	71017
Plain	3/4	20	21	6.5	20NP6.5/21	71021
Plain	1	25	21	6.5	25NP6.5/21	71163
Diamond Ceramic	1/2	12	21	6.5	12NDC6.5/21	71155
Medium Ceramic	5/8	15	21	6.5	CLMN6.5/21-15	62216

Lead time: 1 working day

\*For Flex-Lag® Light Duty Rubber all material is 8" (200mm) wide and 10.8' (3.3M) rolls.

\*\*For Flex-Lag® Natural and Flame-Resistant Rubber, all material is 8" (200mm) wide in 21' (6.5M) rolls.

Light Duty Lagging



Diamond Ceramic Lagging



Diamond Grooved Lagging



Plain Grooved Lagging



## Roll Lagging - FRAS Rubber\*\*

PATTERN	THICKNESS		LENGTH		ORDERING NUMBER	ITEM CODE
	in.	mm	ft.	m		
Diamond	3/8	10	21	6.5	10FRD6.5/21	71014
Diamond	1/2	12	21	6.5	12FRD6.5/21	71016
Diamond	5/8	15	21	6.5	15FRD6.5/21	71018
Diamond	3/4	20	21	6.5	20FRD6.5/21	71019
Plain	3/8	10	21	6.5	10FRP6.5/21	71020
Plain	1/2	12	21	6.5	12FRP6.5/21	71022
Plain	5/8	15	21	6.5	15FRP6.5/21	71015
Plain	3/4	20	21	6.5	20FRP6.5/21	72129
Diamond Ceramic	1/2	12	21	6.5	12FRDC6.5/21	71159
Medium Ceramic	5/8	15	21	6.5	CLMFR6.5/21-15	61319

FRAS (Fire Resistant Anti Static) MSHA Certification # - MSHA NO. IC-190

Ordering Number Key: **N** - SBR, **FR** - FRAS, **P** - Plain, **D** - Diamond, **DC** - Diamond Ceramic, **LD** - Light Duty

Lead time: 1 working day

Shaded items are made to order.  
Lead time: 8 - 10 weeks

## Specifications:

- Temperature Rating ..... 5 to 185°F (-15 to 85°C)
- Rubber Compound..... SBR (Styrene-Butadiene-Rubber)
- Rubber Hardness..... 68 ± 3 Shore A
- Ceramic Compound  
(Diamond Ceramic Lagging) ..... Aluminum Oxide (Al<sub>2</sub>O<sub>3</sub>)
- Ceramic Hardness  
(Diamond Ceramic Lagging) ..... 83 HRA Rockwell Hardness Scale A

## Strip Selection

PULLEY DIAMETER		STRIPS REQ'D	PULLEY DIAMETER		STRIPS REQ'D
in.	mm		in.	mm	
12.6-15.0	320-381	6	42.6-45.0	1083-1145	18
15.1-17.5	382-445	7	45.1-47.5	1146-1210	19
17.6-20.0	446-510	8	47.6-50.1	1211-1273	20
20.1-22.5	511-573	9	50.2-52.6	1274-1336	21
22.6-25.0	574-636	10	52.7-55.1	1337-1400	22
25.1-27.5	637-700	11	55.2-57.6	1403-1463	23
27.6-30.0	701-764	12	57.7-60.1	1466-1527	24
30.1-32.5	765-827	13	60.2-62.6	1529-1590	25
32.6-35.0	828-891	14	62.7-65.1	1593-1654	26
35.1-37.5	892-955	15	65.2-67.6	1656-1717	27
37.6-40.0	956-1018	16	67.7-70.1	1720-1781	28
40.1-42.5	1019-1082	17	70.2-72.6	1783-1844	29


# Product Ordering Information

**Flex-Lag®**  
Medium Ceramic Pulley Lagging

## Medium Ceramic Lagging - SBR Rubber

THICKNESS		BELT WIDTH		CERAMIC LENGTH		STRIP LENGTH		DIMPLED TILE		SMOOTH TILE	
in.	mm	in.	mm	in.	mm	in.	mm	ORDERING NUMBER	ITEM CODE	ORDERING NUMBER	ITEM CODE
5/8	15	18	450	18 5/8	474	35	880	CLMN450/18-15	61294	CLMN450/18-15S	62052
		24	600	24 5/8	626	41	1032	CLMN600/24-15	61295	CLMN600/24-15S	62053
		30	750	30 5/8	779	47	1185	CLMN750/30-15	61296	CLMN750/30-15S	62054
		36	900	36 5/8	931	53	1337	CLMN900/36-15	61297	CLMN900/36-15S	62055
		42	1050	42 5/8	1082	59	1488	CLMN1050/42-15	61298	CLMN1050/42-15S	62056
		48	1200	48 5/8	1235	65	1641	CLMN1200/48-15	61299	CLMN1200/48-15S	62057
		54	1350	54 5/8	1388	71	1794	CLMN1350/54-15	61300	CLMN1350/54-15S	62058
		60	1500	60 5/8	1541	77	1947	CLMN1500/60-15	61301	CLMN1500/60-15S	62059
		72	1800	72 5/8	1842	89	2248	CLMN1800/72-15	61302	CLMN1800/72-15S	62060
84	2100	84 7/8	2155	101	2561	CLMN2100/84-15	61303	CLMN2100/84-15S	62061		

Lead time: 1 working day



## Medium Ceramic Lagging - FRAS Rubber

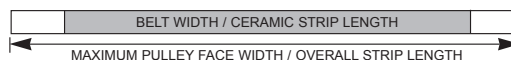
THICKNESS		BELT WIDTH		CERAMIC LENGTH		STRIP LENGTH		DIMPLED TILE		SMOOTH TILE	
in.	mm	in.	mm	in.	mm	in.	mm	ORDERING NUMBER	ITEM CODE	ORDERING NUMBER	ITEM CODE
5/8	15	18	450	18 5/8	474	35	880	CLMFR450/18-15	61308	CLMFR450/18-15S	62063
		24	600	24 5/8	626	41	1032	CLMFR600/24-15	61309	CLMFR600/24-15S	62064
		30	750	30 5/8	779	47	1185	CLMFR750/30-15	61310	CLMFR750/30-15S	62065
		36	900	36 5/8	931	53	1337	CLMFR900/36-15	61311	CLMFR900/36-15S	62066
		42	1050	42 5/8	1082	59	1488	CLMFR1050/42-15	61312	CLMFR1050/42-15S	62067
		48	1200	48 5/8	1235	65	1641	CLMFR1200/48-15	61313	CLMFR1200/48-15S	62068
		54	1350	54 5/8	1388	71	1794	CLMFR1350/54-15	61314	CLMFR1350/54-15S	62069
		60	1500	60 5/8	1541	77	1947	CLMFR1500/60-15	61315	CLMFR1500/60-15S	62070
		72	1800	72 5/8	1842	89	2248	CLMFR1800/72-15	61316	CLMFR1800/72-15S	62071
84	2100	84 7/8	2155	101	2561	CLMFR2100/84-15	61317	CLMFR2100/84-15S	62072		

FRAS (Fire Resistant Anti Static) MSHA Certification # - MSHA NO. IC-190

Ordering Number Key: **N** - SBR, **FR** - FRAS

Shaded items are made to order.  
Lead time: 8 -10 weeks

### CERAMIC STRIP CONFIGURATION



Strips Required = Pulley Diameter (in) x 3.14 ÷ 8, then round up.

### Specifications:

- Temperature Rating ..... 5 to 185°F (-15 to 85°C)
- Rubber Compound..... SBR (Styrene-Butadiene-Rubber)
- Rubber Hardness..... 68 ± 3 Shore A
- Ceramic Compound..... Aluminum Oxide (Al<sub>2</sub>O<sub>3</sub>)
- Ceramic Hardness..... 83 HRA Rockwell Hardness Scale A
- Ceramic Coverage..... 39%, strips are 8" (200mm) wide

### Product Notes:

- No wasted ceramic with easy-to-specify dimensions by using pulley or belt width.
- Constructed from individual ceramic tiles molded into high-durometer rubber for superior abrasion resistance.
- Horizontal grooves trap and deflect water.
- Molded ceramic buttons grip the belt's underside for positive traction and no slippage.

### Strip Selection

PULLEY DIAMETER		STRIPS REQ'D	PULLEY DIAMETER		STRIPS REQ'D
in.	mm		in.	mm	
12.6-15.0	320-381	6	42.6-45.0	1083-1145	18
15.1-17.5	382-445	7	45.1-47.5	1146-1210	19
17.6-20.0	446-510	8	47.6-50.1	1211-1273	20
20.1-22.5	511-573	9	50.2-52.6	1274-1336	21
22.6-25.0	574-636	10	52.7-55.1	1337-1400	22
25.1-27.5	637-700	11	55.2-57.6	1403-1463	23
27.6-30.0	701-764	12	57.7-60.1	1466-1527	24
30.1-32.5	765-827	13	60.2-62.6	1529-1590	25
32.6-35.0	828-891	14	62.7-65.1	1593-1654	26
35.1-37.5	892-955	15	65.2-67.6	1656-1717	27
37.6-40.0	956-1018	16	67.7-70.1	1720-1781	28
40.1-42.5	1019-1082	17	70.2-72.6	1783-1844	29

# Product Ordering Information

## Full Ceramic Lagging - SBR Rubber

THICKNESS		BELT WIDTH		CERAMIC LENGTH		STRIP LENGTH		DIMPLED TILE		SMOOTH TILE	
in.	mm	in.	mm	in.	mm	in.	mm	ORDERING NUMBER	ITEM CODE	ORDERING NUMBER	ITEM CODE
1/2	12	18	450	18 1/2	460	34	860	CLN460/18.4-12	71111	CLN460/18.4-12S	79383
1/2	12	24	600	24	600	40	1000	CLN600/24-12	71112	CLN600/24-12S	79384
1/2	12	30	750	30 1/2	760	46	1160	CLN760/30.4-12	71113	CLN760/30.4-12S	79385
1/2	12	36	900	36	900	52	1300	CLN900/36-12	71115	CLN900/36-12S	79387
1/2	12	42	1050	42 1/2	1060	60	1500	CLN1060/42.4-12	71116	CLN1060/42.4-12S	79388
1/2	12	48	1200	48	1200	64	1600	CLN1200/48-12	71039	CLN1200/48-12S	79389
1/2	12	54	1350	54 1/2	1360	72	1800	CLN1360/54.4-12	71126	CLN1360/54.4-12S	79390
1/2	12	60	1500	60 3/4	1520	80	2000	CLN1520/60.8-12	71127	CLN1520/60.8-12S	79392
1/2	12	72	1800	72	1800	92	2300	CLN1800/72-12	71042	CLN1800/72-12S	79395
1/2	12	84	2100	84	2100	104	2600	CLN2100/84-12	71044	CLN2100/84-12S	79398

Lead time: 1 working day

## Special Offerings

LAGGING THICKNESS	PRICE COMPARED TO NATURAL RUBBER
5/8" (15mm)	+5%
3/4" (20mm)	+7 1/2%
1" (25mm)	+15%

## Full Ceramic Lagging - FRAS Rubber


THICKNESS		BELT WIDTH		CERAMIC LENGTH		STRIP LENGTH		DIMPLED TILE		SMOOTH TILE	
in.	mm	in.	mm	in.	mm	in.	mm	ORDERING NUMBER	ITEM CODE	ORDERING NUMBER	ITEM CODE
1/2	12	18	450	18 1/2	460	34	860	CLFR460/18.4-12	71118	CLFR460/18.4-12S	79406
1/2	12	24	600	24	600	40	1000	CLFR600/24-12	71119	CLFR600/24-12S	79407
1/2	12	30	750	30 1/2	760	46	1160	CLFR760/30.4-12	71120	CLFR760/30.4-12S	79408
1/2	12	36	900	36	900	52	1300	CLFR900/36-12	71122	CLFR900/36-12S	79410
1/2	12	42	1050	42 1/2	1060	60	1500	CLFR1060/42.4-12	71123	CLFR1060/42.4-12S	79411
1/2	12	48	1200	48	1200	64	1600	CLFR1200/48-12	71005	CLFR1200/48-12S	79412
1/2	12	54	1350	54 1/2	1360	72	1800	CLFR1360/54.4-12	A1636	CLFR1360/54.4-12S	79413
1/2	12	60	1500	60 3/4	1520	80	2000	CLFR1520/60.8-12	71009	CLFR1520/60.8-12S	79415
1/2	12	72	1800	72	1800	92	2300	CLFR1800/72-12	71079	CLFR1800/72-12S	79418
1/2	12	84	2100	84	2100	104	2600	CLFR2100/84-12	71082	CLFR2100/84-12S	79421

FRAS (Fire Resistant Anti Static) MSHA Certification # - MSHA NO. IC-190

Ordering Number Key: **N** - SBR, **FR** - FRAS

Lead time: 1 working day

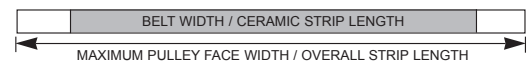
Shaded items are made to order.  
Lead time: 8 - 10 weeks



## Specifications:

- Temperature Rating ..... 5 to 185°F (-15 to 85°C)
- Rubber Compound..... SBR (Styrene-Butadiene-Rubber)
- Rubber Hardness..... 68 ± 3 Shore A
- Ceramic Compound..... Aluminum Oxide (Al<sub>2</sub>O<sub>3</sub>)
- Ceramic Hardness..... 83 HRA Rockwell Hardness Scale A
- Ceramic Coverage..... 80%, strips are 8" (200mm) wide

## CERAMIC STRIP CONFIGURATION



Strips Required = Pulley Diameter (in) x 3.14 ÷ 8, then round up.

## Strip Selection

PULLEY DIAMETER		STRIPS REQ'D	PULLEY DIAMETER		STRIPS REQ'D
in.	mm		in.	mm	
12.6-15.0	320-381	6	42.6-45.0	1083-1145	18
15.1-17.5	382-445	7	45.1-47.5	1146-1210	19
17.6-20.0	446-510	8	47.6-50.1	1211-1273	20
20.1-22.5	511-573	9	50.2-52.6	1274-1336	21
22.6-25.0	574-636	10	52.7-55.1	1337-1400	22
25.1-27.5	637-700	11	55.2-57.6	1403-1463	23
27.6-30.0	701-764	12	57.7-60.1	1466-1527	24
30.1-32.5	765-827	13	60.2-62.6	1529-1590	25
32.6-35.0	828-891	14	62.7-65.1	1593-1654	26
35.1-37.5	892-955	15	65.2-67.6	1656-1717	27
37.6-40.0	956-1018	16	67.7-70.1	1720-1781	28
40.1-42.5	1019-1082	17	70.2-72.6	1783-1844	29

# Product Ordering Information

## Adhesive/Activator/Primer

ORDERING NUMBER	DESCRIPTION	ITEM CODE	WEIGHT	VOLUME
FL-ADH-0.8	Adhesive	75017	1.6 lb. (0.7 Kg)	27.1 oz (0.8L)
FL-ACT	Activator	70186	0.1 lb. (40 g)	-
FL-PR-0.75	Primer	70189	1.6 lb. (0.7 Kg)	25.4 oz (0.75L)

Each Flex-Lag® Adhesive is mixed with one Flex-Lag® Activator. Refer to the usage chart below to calculate the number of cans required for your pulley. For sizes not included in the chart please contact Flexco Customer Service for assistance.



## ADHESIVE 0.8L / ACTIVATOR 40g (1:1 ratio) (Covers 1,000 in²/645 m²)

		FACE WIDTH																				
		10	14	18	22	26	30	34	38	42	46	50	54	58	62	66	70	74	78	82	86	90
PULLEY DIAMETER	In.																					
	mm	254	356	457	559	660	762	864	965	1067	1168	1270	1372	1473	1575	1676	1778	1880	1981	2083	2184	2286
8	203	2	2	2	2	2	2	2	2	2	2	2	2	2	2	2	2	2	2	3	3	3
12	305	2	2	2	2	2	2	2	2	2	2	3	3	3	3	3	3	3	3	4	4	4
16	406	2	2	2	2	2	2	2	2	3	3	3	3	3	4	4	4	4	4	5	5	5
20	508	2	2	2	2	2	2	3	3	3	3	4	4	4	4	5	5	5	5	6	6	6
24	610	2	2	2	2	2	3	3	3	4	4	4	5	5	5	5	6	6	6	7	7	7
28	711	2	2	2	2	3	3	3	4	4	5	5	5	6	6	6	7	7	7	8	8	8
32	813	2	2	2	3	3	4	4	4	5	5	6	6	6	7	7	8	8	8	9	9	10
36	914	2	2	3	3	3	4	4	5	5	6	6	7	7	8	8	8	9	9	10	10	11
40	1016	2	2	3	3	4	4	5	5	6	6	7	7	8	8	9	9	10	10	11	11	12
44	1118	2	2	3	4	4	5	5	6	6	7	7	8	9	9	10	10	11	11	12	12	13
48	1219	2	3	3	4	4	5	5	6	6	7	7	8	9	9	10	10	11	12	12	13	14
52	1321	2	3	3	4	5	5	6	7	7	8	9	9	10	11	11	12	13	13	14	15	15
56	1422	2	3	4	4	5	6	6	7	8	9	9	10	11	11	12	13	14	14	15	16	16
60	1524	2	3	4	5	5	6	7	8	8	9	10	11	11	12	13	14	14	15	16	17	17

## PRIMER .75L (Covers 10,000 in²/6.45 m²)

		FACE WIDTH																				
		10	14	18	22	26	30	34	38	42	46	50	54	58	62	66	70	74	78	82	86	90
PULLEY DIAMETER	In.																					
	mm	254	356	457	559	660	762	864	965	1067	1168	1270	1372	1473	1575	1676	1778	1880	1981	2083	2184	2286
8	203	1	1	1	1	1	1	1	1	1	1	1	1	1	1	1	1	1	1	1	1	1
12	305	1	1	1	1	1	1	1	1	1	1	1	1	1	1	1	1	1	1	1	1	1
16	406	1	1	1	1	1	1	1	1	1	1	1	1	1	1	1	1	1	1	1	1	1
20	508	1	1	1	1	1	1	1	1	1	1	1	1	1	1	1	1	1	1	1	1	1
24	610	1	1	1	1	1	1	1	1	1	1	1	1	1	1	1	1	1	1	1	1	1
28	711	1	1	1	1	1	1	1	1	1	1	1	1	1	1	1	1	1	1	1	1	1
32	813	1	1	1	1	1	1	1	1	1	1	1	1	1	1	1	1	1	1	1	1	1
36	914	1	1	1	1	1	1	1	1	1	1	1	1	1	1	1	1	1	1	1	1	2
40	1016	1	1	1	1	1	1	1	1	1	1	1	1	1	1	1	1	1	1	2	2	2
44	1118	1	1	1	1	1	1	1	1	1	1	1	1	1	1	1	1	2	2	2	2	2
48	1219	1	1	1	1	1	1	1	1	1	1	1	1	1	1	1	2	2	2	2	2	2
52	1321	1	1	1	1	1	1	1	1	1	1	1	1	1	2	2	2	2	2	2	2	2
56	1422	1	1	1	1	1	1	1	1	1	1	1	2	2	2	2	2	2	2	2	2	2
60	1524	1	1	1	1	1	1	1	1	1	1	2	2	2	2	2	2	2	2	2	2	2

## Flex-Lag® Toolbox

DESCRIPTION	ORDERING NUMBER	ITEM CODE	WT. (LBS)
With Power Tools	LAGGING-TB	79080	32.0
Without Power Tools	LAGGING-TB2	79099	20.0

### Both Include:

- 25-ft measuring tape
- BCP location tool
- Chalk line
- Paint brushes (3)
- Lagging stitchers (3)
- White paint marker
- HD knife and replacement blades
- Bench brush
- Deadblow hammer

### LAGGING-TB Also Includes:

- Air hammer kit
- Grinder
- 24-grit flap disc
- Metal grinding disc
- Rubber buffing disc
- Oscillating tool and accessories




# Product Ordering Information

## Flex-Lag® Weld-On™ Rubber Pulley Lagging

Strips Required = Pulley Diameter (in) ÷ 2, then round down.

### Strip Selection Chart

PULLEY DIAMETER		STRIPS REQ'D
in.	mm	
16	400	8
18	450	9
24	600	12
30	750	15
36	900	18
42	1050	21
48	1200	24
54	1350	27
60	1500	30
72	1800	36



### Weld-On™ Diamond Lagging - SBR Rubber Pulley Diameter 16–29" (400–725mm)

BELT WIDTH		STRIP LENGTH		ORDERING NUMBER	ITEM CODE
in.	mm	in.	mm		
18	450	20	500	WND18-16	72169
24	600	26	650	WND24-16	72171
30	750	32	800	WND30-16	72173
36	900	38	950	WND36-16	72175
42	1050	44	1100	WND42-16	72177
48	1200	51	1275	WND48-16	72179
54	1350	57	1425	WND54-16	72181
60	1500	63	1575	WND60-16	72183
72	1800	75	1875	WND72-16	72185

### Weld-On™ Diamond Lagging - SBR Rubber Pulley Diameter 30" + (750 mm+)

BELT WIDTH		STRIP LENGTH		ORDERING NUMBER	ITEM CODE
in.	mm	in.	mm		
18	450	20	500	WND18-30	72170
24	600	26	650	WND24-30	72172
30	750	32	800	WND30-30	72174
36	900	38	950	WND36-30	72176
42	1050	44	1100	WND42-30	72178
48	1200	51	1275	WND48-30	72180
54	1350	57	1425	WND54-30	72182
60	1500	63	1575	WND60-30	72184
72	1800	75	1875	WND72-30	72186

### Weld-On™ Diamond Lagging - FRAS Rubber Pulley Diameter 16–29" (400–725mm)

BELT WIDTH		STRIP LENGTH		ORDERING NUMBER	ITEM CODE
in.	mm	in.	mm		
18	450	20	500	WFRD18-16	72187
24	600	26	650	WFRD24-16	72189
30	750	32	800	WFRD30-16	72191
36	900	38	950	WFRD36-16	72193
42	1050	44	1100	WFRD42-16	72195
48	1200	51	1275	WFRD48-16	72197
54	1350	57	1425	WFRD54-16	72199
60	1500	63	1575	WFRD60-16	72201
72	1800	75	1875	WFRD72-16	72203

### Weld-On™ Diamond Lagging - FRAS Rubber Pulley Diameter 30" + (750 mm+)

BELT WIDTH		STRIP LENGTH		ORDERING NUMBER	ITEM CODE
in.	mm	in.	mm		
18	450	20	500	WFRD18-30	72188
24	600	26	650	WFRD24-30	72190
30	750	32	800	WFRD30-30	72192
36	900	38	950	WFRD36-30	72194
42	1050	44	1100	WFRD42-30	72196
48	1200	51	1275	WFRD48-30	72198
54	1350	57	1425	WFRD54-30	72200
60	1500	63	1575	WFRD60-30	72202
72	1800	75	1875	WFRD72-30	72204

FRAS (Fire Resistant Anti Static) MSHA Certification # - MSHA NO. IC-190




# Product Ordering Information

## Flex-Lag® Weld-On™ Ceramic Pulley Lagging

Strips Required = Pulley Diameter (in) ÷ 2, then round down.

### Strip Selection Chart

PULLEY DIAMETER		STRIPS REQ'D
in.	mm	
16	400	8
18	450	9
24	600	12
30	750	15
36	900	18
42	1050	21
48	1200	24
54	1350	27
60	1500	30
72	1800	36



### Weld-On™ Full Ceramic Lagging - SBR Rubber Pulley Diameter 16–29" (400–725mm)

BELT WIDTH		STRIP LENGTH		ORDERING NUMBER	ITEM CODE
in.	mm	in.	mm		
18	450	20	500	WCLN18-16	71131
24	600	26	650	WCLN24-16	71132
30	750	32	800	WCLN30-16	71133
36	900	38	950	WCLN36-16	71135
42	1050	44	1100	WCLN42-16	71137
48	1200	51	1275	WCLN48-16	71139
54	1350	57	1425	WCLN54-16	71149
60	1500	63	1575	WCLN60-16	71165
72	1800	75	1875	WCLN72-16	71151

### Weld-On™ Full Ceramic Lagging - SBR Rubber Pulley Diameter 30" + (750 mm+)

BELT WIDTH		STRIP LENGTH		ORDERING NUMBER	ITEM CODE
in.	mm	in.	mm		
24	600	26	650	WCLN24-30	71150
30	750	32	800	WCLN30-30	71134
36	900	38	950	WCLN36-30	71136
42	1050	44	1100	WCLN42-30	71138
48	1200	51	1275	WCLN48-30	71144
54	1350	57	1425	WCLN54-30	71145
60	1500	63	1575	WCLN60-30	71146
72	1800	75	1875	WCLN72-30	71147



# Index by Item Code

ITEM CODE	ORDERING NUMBER	PAGE	ITEM CODE	ORDERING NUMBER	PAGE	ITEM CODE	ORDERING NUMBER	PAGE	ITEM CODE	ORDERING NUMBER	PAGE
A1636	CLFR1360/54.4-12	263	31727	TUG8P-96-AL	259	71012	12NP6.5/21	261	72180	WND48-30	265
04140	900	255	31728	TUG6B-12-AL	259	71014	10FRD6.5/21	261	72181	WND54-16	265
04143	900936	255	31729	TUG6B-36-AL	259	71015	15FRP6.5/21	261	72182	WND54-30	265
04144	900948	255	31730	TUG6B-42-AL	259	71016	12FRD6.5/21	261	72183	WND60-16	265
04145	900960	255	31731	TUG6B-48-AL	259	71017	15NP6.5/21	261	72184	WND60-30	265
04146	900972	255	31732	TUG6B-54-AL	259	71018	15FRD6.5/21	261	72185	WND72-16	265
04147	900984	255	31733	TUG6B-60-AL	259	71019	20FRD6.5/21	261	72186	WND72-30	265
04149	900CBK	255	31734	TUG6B-72-AL	259	71020	10FRP6.5/21	261	72187	WFRD18-16	265
04200	900924	255	31735	TUG8B-12-AL	259	71021	20NP6.5/21	261	72188	WFRD18-30	265
30001	EBC1	256	31736	TUG8B-36-AL	259	71022	12FRP6.5/21	261	72189	WFRD24-16	265
30002	EBC2	256	31737	TUG8B-42-AL	259	71039	CLN1200/48-12	263	72190	WFRD24-30	265
30003	EBC1/CEBC1-B	257	31738	TUG8B-48-AL	259	71042	CLN1800/72-12	263	72191	WFRD30-16	265
30004	EBC2/CEBC2-B	257	31739	TUG8B-54-AL	259	71044	CLN2100/84-12	263	72192	WFRD30-30	265
30005	EBC1-DR	257	31740	TUG8B-60-AL	259	71052	FLSC-I	249	72193	WFRD36-16	265
30006	EBC2-DR	257	31741	TUG8B-72-AL	259	71054	FLSC-I-50	249	72194	WFRD36-30	265
30007	EBC/CEBC-EB	257	31742	TUG8B-84-AL	259	71055	FLSCM-I	249	72195	WFRD42-16	265
30008	EBC/CEBC-H	257	31743	TUG8B-96-AL	259	71057	FL-PC-I	249	72196	WFRD42-30	265
30011	EBC1-220	256	31744	TUG6E	259	71058	FL-RPI	249	72197	WFRD48-16	265
30012	EBC2-220	256	31747	TUG8E	259	71058	FL-RPI	249	72198	WFRD48-30	265
30013	EBC1-220-DR	257	31792	TUGH	260	71060	FL-RBI	249	72199	WFRD54-16	265
30014	EBC2-220-DR	257	31793	TUG6S	260	71060	FL-RBI	249	72200	WFRD54-30	265
30018	CEBC1	256	31794	TUG8S	260	71077	7.5NLD3.3/11	261	72201	WFRD60-16	265
30019	CEBC2	256	31798	TUG6C	260	71079	CLFR1800/72-12	263	72202	WFRD60-30	265
30021	CEBC1-220	256	31799	TUG8C	260	71082	CLFR2100/84-12	263	72203	WFRD72-16	265
30022	CEBC2-220	256	61294	CLMN450/18-15	262	71100	FLSCM-I-50	249	72204	WFRD72-30	265
30024	EBC/CEBC-BK	257	61295	CLMN600/24-15	262	71111	CLN460/18.4-12	263	73017	PP72	104
30033	EBC1/CEBC1-RK	257	61296	CLMN750/30-15	262	71112	CLN600/24-12	263	73024	PPS6	104
30034	EBC2/CEBC2-RK	257	61297	CLMN900/36-15	262	71113	CLN760/30.4-12	263	73047	HSA8SS	83
30052	LSHDPP	258	61298	CLMN1050/42-15	262	71115	CLN900/36-12	263	73047	HSA8SS	85
30369	METABO-CHGR110	257	61299	CLMN1200/48-15	262	71116	CLN1060/42.4-12	263	73047	HSA8SS	87
30373	LSHDCBS	258	61300	CLMN1350/54-15	262	71118	CLFR460/18.4-12	263	73047	HSA8SS	88
30390	LSHD-RPK	258	61301	CLMN1500/60-15	262	71119	CLFR600/24-12	263	73047	HSA8SS	167
30392	LSHDS	258	61302	CLMN1800/72-15	262	71120	CLFR760/30.4-12	263	73048	HSA8S	83
30393	LSHD30	258	61303	CLMN2100/84-15	262	71122	CLFR900/36-12	263	73048	HSA8S	85
30394	LSHD36	258	61308	CLMFR450/18-15	262	71123	CLFR1060/42.4-12	263	73048	HSA8S	87
30395	LSHD42	258	61309	CLMFR600/24-15	262	71126	CLN1360/54.4-12	263	73048	HSA8S	88
30396	LSHD48	258	61310	CLMFR750/30-15	262	71127	CLN1520/60.8-12	263	73048	HSA8S	167
30397	LSHD54	258	61311	CLMFR900/36-15	262	71131	WCLN18-16	266	73049	HSA8M	83
30398	LSHD60	258	61312	CLMFR1050/42-15	262	71132	WCLN24-16	266	73049	HSA8M	85
30399	LSHD72	258	61313	CLMFR1200/48-15	262	71133	WCLN30-16	266	73049	HSA8M	87
30400	LSHDLP	258	61314	CLMFR1350/54-15	262	71134	WCLN30-30	266	73049	HSA8M	88
30408	LSHDB72-2	258	61315	CLMFR1500/60-15	262	71135	WCLN36-16	266	73049	HSA8M	167
30414	LSHDB36-2	258	61316	CLMFR1800/72-15	262	71136	WCLN36-30	266	73050	HPS8	167
30418	LSHDB30-2	258	61317	CLMFR2100/84-15	262	71137	WCLN42-16	266	73063	HSA8L	83
30421	LSHDB42-2	258	61319	CLMFR6.5/21-15	261	71138	WCLN42-30	266	73063	HSA8L	85
30423	LSHDB48-2	258	62052	CLMN450/18-15S	262	71139	WCLN48-16	266	73063	HSA8L	87
30424	LSHDB54-2	258	62053	CLMN600/24-15S	262	71140	FLM-PC	249	73063	HSA8L	167
30430	LSHDB60-2	258	62054	CLMN750/30-15S	262	71141	FL-CP-I	249	73064	HSA8LL	83
31700	TUG6-36-AL	259	62055	CLMN900/36-15S	262	71141	FL-CP-I	249	73064	HSA8LL	85
31701	TUG6-42-AL	259	62056	CLMN1050/42-15S	262	71144	WCLN48-30	266	73064	HSA8LL	87
31702	TUG6-48-AL	259	62057	CLMN1200/48-15S	262	71145	WCLN54-30	266	73064	HSA8LL	167
31703	TUG6-54-AL	259	62058	CLMN1350/54-15S	262	71146	WCLN60-30	266	73131	CBV-XS	184
31704	TUG6-60-AL	259	62059	CLMN1500/60-15S	262	71147	WCLN72-30	266	73132	CBV-S	184
31705	TUG6-72-AL	259	62060	CLMN1800/72-15S	262	71149	WCLN54-16	266	73133	CBV-M	184
31706	TUG8-36-AL	259	62061	CLMN2100/84-15S	262	71150	WCLN24-30	266	73134	CBV-L	184
31707	TUG8-42-AL	259	62063	CLMFR450/18-15S	262	71151	WCLN72-16	266	73156	PSA150	101
31708	TUG8-48-AL	259	62064	CLMFR600/24-15S	262	71152	25ND6.5/21	261	73156	PSA150	104
31709	TUG8-54-AL	259	62065	CLMFR750/30-15S	262	71155	12NDC6.5/21	261	73156	PSA150	123
31710	TUG8-60-AL	259	62066	CLMFR900/36-15S	262	71159	12FRDC6.5/21	261	73156	PSA150	126
31711	TUG8-72-AL	259	62067	CLMFR1050/42-15S	262	71163	25NP6.5/21	261	73163	RBPRET	226
31712	TUG8-84-AL	259	62068	CLMFR1200/48-15S	262	71164	FL-CP-ISS	249	73163	RBPRET	233
31713	TUG8-96-AL	259	62069	CLMFR1350/54-15S	262	71165	WCLN60-16	266	73190	VBK-XS	184
31714	TUG6P-36-AL	259	62070	CLMFR1500/60-15S	262	71168	FL-PC-ISS	249	73190	VBK-XS	187
31715	TUG6P-42-AL	259	62071	CLMFR1800/72-15S	262	72129	20FRP6.5/21	261	73191	VBK-S	184
31716	TUG6P-48-AL	259	62072	CLMFR2100/84-15S	262	72169	WND18-16	265	73191	VBK-S	187
31717	TUG6P-54-AL	259	62216	CLMN6.5/21-15	261	72170	WND18-30	265	73192	VBK-M	184
31718	TUG6P-60-AL	259	70186	FL-ACT	264	72171	WND24-16	265	73192	VBK-M	187
31719	TUG6P-72-AL	259	70189	FL-PR-0.75	264	72172	WND24-30	265	73193	VBK-L	184
31720	TUG8P-36-AL	259	71002	10ND6.5/21	261	72173	WND30-16	265	73193	VBK-L	187
31721	TUG8P-42-AL	259	71004	12ND6.5/21	261	72174	WND30-30	265	73399	VMBK	187
31722	TUG8P-48-AL	259	71005	CLFR1200/48-12	263	72175	WND36-16	265	73400	VPSX	187
31723	TUG8P-54-AL	259	71006	15ND6.5/21	261	72176	WND36-30	265	73408	VPS	187
31724	TUG8P-60-AL	259	71008	20ND6.5/21	261	72177	WND42-16	265	73409	VPM	187
31725	TUG8P-72-AL	259	71009	CLFR1520/60.8-12	263	72178	WND42-30	265	73410	VPL	187
31726	TUG8P-84-AL	259	71010	10NP6.5/21	261	72179	WND48-16	265	73438	PV72	101

# Index by Item Code

ITEM CODE	ORDERING NUMBER	PAGE	ITEM CODE	ORDERING NUMBER	PAGE	ITEM CODE	ORDERING NUMBER	PAGE	ITEM CODE	ORDERING NUMBER	PAGE
73533	VCS	187	74535	ICT6	104	74716	SPK60	161	74917	PMSMKSD	239
73535	VMFXS	187	74535	ICT6	105	74717	SPK72	161	74918	MAK	239
73549	VMFS	187	74535	ICT6	107	74718	SPKHD72	161	74919	MAKHD	239
73626	PHA	104	74535	ICT6	108	74719	SPKHD84	161	74920	MAKSD	239
73626	PHA	126	74535	ICT6	109	74720	SPKHD96	161	74921	MORK	239
73628	RSA150	105	74535	ICT6	111	74721	SPKHD120	161	74921	MORK	240
73628	RSA150	107	74535	ICT6	112	74734	SPCP	161	74922	MORKSD	239
73628	RSA150	108	74535	ICT6	113	74742	SPBV	161	74922	MORKSD	240
73628	RSA150	109	74535	ICT6	114	74743	SPYS	161	74923	MCRK	238
73628	RSA150	111	74535	ICT6	116	74744	SPPR	161	74923	MCRK	239
73628	RSA150	112	74535	ICT6	120	74745	SPH10	161	74923	MCRK	240
73628	RSA150	113	74535	ICT6	122	74746	SPN	161	74924	MCRKSD	239
73628	RSA150	114	74535	ICT6	123	74747	SPG	161	74924	MCRKSD	240
73628	RSA150	115	74535	ICT6	126	74748	SPPN	161	74925	MCB	238
73628	RSA150	116	74535	ICT6	127	74771	HSSTS	87	74925	MCB	239
73628	RSA150	120	74535	ICT6	130	74771	HSSTS	167	74925	MCB	240
73628	RSA150	122	74535	ICT6	131	74772	HSSCS	87	74926	MCBSD	239
73628	RSA150	127	74535	ICT6	134	74772	HSSCS	167	74926	MCBSD	240
73628	RSA150	120	74535	ICT6	168	74773	PSSS	104	74927	MCSK	238
73628	RSA150	131	74550	HDARK	167	74773	PSSS	111	74927	MCSK	239
73628	RSA150	134	74558	RBP1S-S	224	74773	PSSS	112	74927	MCSK	240
73631	HVPT	85	74559	RBP1S-M	224	74773	PSSS	116	74928	MCSKHD	238
73631	HVPT	87	74560	RBP1S-L	224	74773	PSSS	120	74928	MCSKHD	239
73631	HVPT	167	74561	RBP1S-XL	224	74773	PSSS	122	74928	MCSKHD	240
74037	VMFM	187	74562	RBPSR-S	226	74774	ELT	166	74929	MCSKSD	239
74038	VMFL	187	74563	RBPSR-M	226	74775	STJM	19	74929	MCSKSD	240
74100	HW-BC	166	74564	RBPSR-L	226	74775	STJM	137	74930	MCS	238
74141	HTTS	166	74565	RBPSR-XL	226	74775	STJM	167	74930	MCS	239
74304	HVSK	87	74566	PC18	101	74776	HBTK	167	74930	MCS	240
74307	HXF8SS	81	74567	PC24	101	74821	HTV18SS	88	74931	MCSHD	238
74307	HXF8SS	167	74568	PC30	101	74822	HTV24SS	88	74931	MCSHD	239
74313	STKHSS	167	74569	PC36	101	74823	HTV30SS	88	74931	MCSHD	240
74316	STKHSD	167	74570	PC42	101	74824	HTV36SS	88	74932	MCSSD	239
74389	CBV-72	184	74571	PC48	101	74825	HTV42SS	88	74932	MCSSD	240
74390	CBV-84	184	74572	PC54	101	74826	HTV48SS	88	74941	SRBK	164
74391	CBV-96	184	74573	PC60	101	74828	HTV18S	88	74952	SPKHD42	161
74395	VP72	187	74574	PC72	101	74829	HTV24S	88	74953	SPKHD48	161
74396	VP84	187	74612	RP-72	107	74830	HTV30S	88	74954	SPKHD54	161
74397	VP96	187	74618	RC18	105	74831	HTV36S	88	74955	SPKHD60	161
74398	VMF72	187	74619	RC24	105	74832	HTV42S	88	74982	VMLK	187
74399	VMF84	187	74620	RC30	105	74833	HTV48S	88	74983	VSC	187
74417	STJK	19	74621	RC36	105	74838	HTV36M	88	75017	FL-ADH-0.8	264
74417	STJK	137	74622	RC42	105	74839	HTV42M	88	75419	HVT8-S/S	83
74417	STJK	167	74623	RC48	105	74840	HTV48M	88	75419	HVT8-S/S	87
74419	STTS	19	74624	RC54	105	74885	PTM30T	235	75419	HVT8-S/S	88
74419	STTS	137	74625	RC60	105	74886	PTM36T	235	75419	HVT8-S/S	167
74419	STTS	167	74626	RC72	105	74887	PTM42T	235	75513	PAB	92
74440	VMF96	187	74641	RV-72	105	74888	PTM48T	235	75513	PAB	104
74448	UFB18	135	74689	HXF8S	81	74889	PTM54T	235	75513	PAB	107
74449	UFB24	135	74689	HXF8S	167	74890	PTM60T	235	75513	PAB	126
74450	UFB30	135	74690	HXF8M	81	74891	PTMHD54T	235	75513	PAB	130
74451	UFB36	135	74690	HXF8M	167	74892	PTMHD60T	235	75513	PAB	148
74452	UFB42	135	74691	HXF8L	81	74893	PTMHD72T	235	75513	PAB	149
74453	UFB48	135	74691	HXF8L	167	74894	PTMHD84T	235	75513	PAB	168
74454	UFB54	135	74692	RDP1-S	185	74895	PTMSD72T	235	75522	RBPFK-S	226
74455	UFB60	135	74693	RDP1-M	185	74896	PTMSD84T	235	75523	RBPFK-M	226
74456	UFB72	135	74694	RDP1-L	185	74897	PTMSD96T	235	75524	RBPFK-L	226
74457	VBK-72	184	74695	RDP1-XL	185	74898	PTMSD120T	235	75525	RBPFK-XL	226
74457	VBK-72	187	74698	RDPMBK	187	74899	PTM30R	235	75526	RBPMBK	226
74458	VBK-84	184	74699	RDPBK-S	185	74900	PTM36R	235	75527	RBPIT-S	226
74458	VBK-84	187	74699	RDPBK-S	187	74901	PTM42R	235	75528	RBPIT-M	226
74459	VBK-96	184	74700	RDPBK-M	185	74902	PTM48R	235	75529	RBPIT-L	226
74459	VBK-96	187	74700	RDPBK-M	187	74903	PTM54R	235	75530	RBPIT-XL	226
74460	UFB84	135	74701	RDPBK-L	185	74904	PTM60R	235	75531	MFASK	239
74502	HDT5	19	74701	RDPBK-L	187	74905	PTMHD54R	235	75565	HSABSSS	167
74502	HDT5	137	74702	RDPBK-XL	185	74906	PTMHD60R	235	75566	RDPF-S	187
74502	HDT5	167	74702	RDPBK-XL	187	74907	PTMHD72R	235	75567	RDPF-M	187
74504	STKD	167	74705	RDPMSK	187	74908	PTMHD84R	235	75568	RDPF-L	187
74505	STKS	167	74709	SPK18	161	74909	PTMSD72R	235	75569	RDPF-XL	187
74534	ISC	168	74710	SPK24	161	74910	PTMSD84R	235	75570	VUBK-XS	184
74535	ICT6	89	74711	SPK30	161	74911	PTMSD96R	235	75571	VUBK-S	184
74535	ICT6	90	74712	SPK36	161	74912	PTMSD120R	235	75572	VUBK-M	184
74535	ICT6	92	74713	SPK42	161	74914	MSR	239	75573	VUBK-L	184
74535	ICT6	101	74714	SPK48	161	74915	MSRSD	239	75574	VUBK-72	184
74535	ICT6	102	74715	SPK54	161	74916	PMSMK	239	75575	VUBK-84	184

# Index by Item Code

ITEM CODE	ORDERING NUMBER	PAGE	ITEM CODE	ORDERING NUMBER	PAGE	ITEM CODE	ORDERING NUMBER	PAGE	ITEM CODE	ORDERING NUMBER	PAGE
75576	VUBK-96	184	75635	CRB52	22	75790	MSP-242	34	75845	QMTS-P	137
75578	SPMK2	161	75635	CRB52	37	75791	MSP-248	34	75846	STS-W	111
75579	SPMK3	161	75635	CRB52	171	75792	MSP-254	34	75846	STS-W	112
75583	PTM24T	235	75636	CRB58	16	75793	MSP-260	34	75846	STS-W	120
75584	PTM24R	235	75636	CRB58	22	75794	MSP-272	34	75846	STS-W	121
75588	PLSC18	102	75636	CRB58	37	75795	MSP-824	34	75846	STS-W	141
75589	PLSC24	102	75636	CRB58	171	75796	MSP-830	34	75846	STS-W	153
75590	PLSC30	102	75637	EZP1MPK	19	75797	MSP-836	34	75847	STAK	120
75591	PLSC36	102	75641	EZP1PL	19	75798	MSP-842	34	75847	STAK	122
75592	PLSC42	102	75641	EZP1PL	20	75799	MSP-848	34	75847	STAK	134
75593	PLSC48	102	75641	EZP1PL	167	75800	MSP-854	34	75847	STAK	141
75594	PLSC54	102	75642	EZP1BP	19	75801	MSP-860	34	75868	MDWS-24	138
75595	PLSP18	104	75642	EZP1BP	20	75802	MSP-872	34	75869	MDWS-30	138
75596	PLSP24	104	75642	EZP1BP	171	75803	MSPP24	39	75870	MDWS-36	138
75597	PLSP30	104	75642	EZP1BP	175	75804	MSPP30	39	75871	MDWS-42	138
75598	PLSP36	104	75642	EZP1BP	176	75804	MSPP30	141	75872	MDWS-48	138
75599	PLSP42	104	75643	EZS2-18	89	75805	MSPP36	39	75873	MDWS-54	138
75600	PLSP48	104	75644	EZS2-24	89	75805	MSPP36	141	75874	MDWS-60	138
75601	PLSP54	104	75645	EZS2-30	89	75806	MSPP42	39	75875	MDWS-72	138
75610	EZP1-212	11	75646	EZS2-36	89	75806	MSPP42	141	75883	DWP-72	141
75611	EZP1-218	11	75647	EZS2-42	89	75807	MSPP48	39	75884	CDWB24	138
75612	EZP1-224	11	75648	EZS2-48	89	75807	MSPP48	141	75885	CDWB30	138
75613	EZP1-230	11	75649	EZS2-54	89	75808	MSPP54	39	75886	CDWB36	138
75614	EZP1-236	11	75650	EZS2-60	89	75808	MSPP54	141	75887	CDWB42	138
75615	EZP1-242	11	75651	EZS2-72	89	75809	MSPP60	39	75888	CDWB48	138
75616	EZP1-248	11	75652	EZS2P18	92	75809	MSPP60	141	75889	CDWB54	138
75617	EZP1-254	11	75652	EZS2P18	168	75810	MSPP72	39	75890	CDWB60	138
75618	EZP1-260	11	75653	EZS2P24	92	75811	MSPMPK	39	75891	CDWB72	138
75619	EZP1P12	19	75653	EZS2P24	168	75811	MSPMPK	47	75892	STAKHD	120
75619	EZP1P12	20	75654	EZS2P30	92	75811	MSPMPK	54	75892	STAKHD	122
75620	EZP1P18	19	75654	EZS2P30	168	75811	MSPMPK	80	75892	STAKHD	134
75620	EZP1P18	20	75655	EZS2P36	92	75811	MSPMPK	87	75892	STAKHD	141
75621	EZP1P24	19	75655	EZS2P36	168	75816	MSPPL	39	75896	PSTA	39
75621	EZP1P24	20	75656	EZS2P42	92	75816	MSPPL	80	75896	PSTA	47
75622	EZP1P30	19	75656	EZS2P42	168	75816	MSPPL	87	75896	PSTA	54
75622	EZP1P30	20	75657	EZS2P48	92	75817	RMC1	248	75896	PSTA	61
75623	EZP1P36	19	75657	EZS2P48	168	75819	RMC1-CP	248	75896	PSTA	68
75623	EZP1P36	20	75658	EZS2P54	92	75820	RMC1-CB	248	75896	PSTA	73
75624	EZP1P42	19	75658	EZS2P54	168	75820	RMC1-CB	251	75896	PSTA	80
75624	EZP1P42	20	75659	EZS2P60	92	75820	RMC1-CB	252	75896	PSTA	87
75625	EZP1P48	19	75659	EZS2P60	168	75821	RMC1-PL	248	75896	PSTA	137
75625	EZP1P48	20	75660	EZS2P72	92	75830	MMBK	34	75897	PTPK	61
75626	EZP1P54	19	75660	EZS2P72	168	75830	MMBK	41	75897	PTPK	68
75626	EZP1P54	20	75661	FFCK	92	75830	MMBK	49	75897	PTPK	73
75627	EZP1P60	19	75666	EZS2MBK	92	75830	MMBK	50	75898	PSTS-W	39
75627	EZP1P60	20	75666	EZS2MBK	104	75830	MMBK	55	75898	PSTS-W	47
75628	CRB10	16	75666	EZS2MBK	107	75830	MMBK	62	75898	PSTS-W	54
75628	CRB10	22	75666	EZS2MBK	126	75830	MMBK	63	75898	PSTS-W	61
75628	CRB10	37	75666	EZS2MBK	130	75830	MMBK	69	75898	PSTS-W	68
75628	CRB10	171	75666	EZS2MBK	148	75830	MMBK	157	75898	PSTS-W	73
75629	CRB16	16	75666	EZS2MBK	149	75832	RMC1-PP	248	75898	PSTS-W	80
75629	CRB16	22	75666	EZS2MBK	168	75833	RMC1-50	248	75898	PSTS-W	87
75629	CRB16	37	75771	EZP1-272	11	75834	RMC1-LS	248	75898	PSTS-W	137
75629	CRB16	171	75772	EZP1P72	19	75835	RMC1LS-PL	248	75899	PSTS-S	57
75630	CRB22	16	75772	EZP1P72	20	75836	RMC1-LSP	248	75899	PSTS-S	44
75630	CRB22	22	75773	CRB70	16	75843	STS-S	100	75899	PSTS-S	61
75630	CRB22	37	75773	CRB70	22	75843	STS-S	111	75899	PSTS-S	68
75630	CRB22	171	75773	CRB70	37	75843	STS-S	112	75899	PSTS-S	73
75631	CRB28	16	75773	CRB70	171	75843	STS-S	120	75899	PSTS-S	80
75631	CRB28	22	75774	EZP1-872	11	75843	STS-S	121	75899	PSTS-S	87
75631	CRB28	37	75775	CRB64	16	75843	STS-S	141	75901	HFC2	87
75631	CRB28	171	75775	CRB64	22	75843	STS-S	153	75901	HFC2	167
75632	CRB34	16	75775	CRB64	37	75844	STS-B	100	75902	HXFC2	87
75632	CRB34	22	75778	FLSC-ISS	249	75844	STS-B	111	75902	HXFC2	167
75632	CRB34	37	75779	EZP1-818	11	75844	STS-B	112	75905	AWTB	47
75632	CRB34	171	75780	EZP1-824	11	75844	STS-B	120	75905	AWTB	54
75633	CRB40	16	75781	EZP1-830	11	75844	STS-B	121	75905	AWTB	61
75633	CRB40	22	75782	EZP1-836	11	75844	STS-B	141	75905	AWTB	68
75633	CRB40	37	75783	EZP1-842	11	75844	STS-B	153	75905	AWTB	73
75633	CRB40	171	75784	EZP1-848	11	75845	QMTS-P	19	75906	AWTMB	47
75634	CRB46	16	75785	EZP1-854	11	75845	QMTS-P	39	75906	AWTMB	54
75634	CRB46	22	75786	EZP1-860	11	75845	QMTS-P	47	75906	AWTMB	61
75634	CRB46	37	75787	MSP-224	34	75845	QMTS-P	54	75906	AWTMB	68
75634	CRB46	171	75788	MSP-230	34	75845	QMTS-P	80	75906	AWTMB	73
75635	CRB52	16	75789	MSP-236	34	75845	QMTS-P	87	75907	AWTA	47

# Index by Item Code

ITEM CODE	ORDERING NUMBER	PAGE	ITEM CODE	ORDERING NUMBER	PAGE	ITEM CODE	ORDERING NUMBER	PAGE	ITEM CODE	ORDERING NUMBER	PAGE
75907	AWTA	54	75978	SSRB	73	76074	QMT-P	47	76126	HVP-30S	85
75907	AWTA	61	75979	HXF2-SS	81	76074	QMT-P	54	76127	HVP-36S	85
75907	AWTA	68	75979	HXF2-SS	87	76074	QMT-P	80	76128	HVP-42S	85
75907	AWTA	73	75979	HXF2-SS	167	76074	QMT-P	87	76129	HVP-48S	85
75909	AWTHK	47	75980	HXF2-S	81	76075	QMT-W	39	76130	HVP-54S	85
75909	AWTHK	54	75980	HXF2-S	87	76075	QMT-W	47	76131	HVP-60S	85
75909	AWTHK	61	75980	HXF2-S	167	76075	QMT-W	54	76132	HVP-72S	85
75909	AWTHK	68	75981	HXF2-M	81	76075	QMT-W	80	76138	HXF2-18SS	81
75909	AWTHK	73	75981	HXF2-M	87	76075	QMT-W	87	76139	HXF2-24SS	81
75910	MHS-24	114	75981	HXF2-M	167	76083	SATB	121	76140	HXF2-30SS	81
75911	MHS-30	114	75982	HXF2-L	81	76083	SATB	141	76141	HXF2-36SS	81
75912	MHS-36	114	75982	HXF2-L	87	76083	SATB	153	76142	HXF2-42SS	81
75913	MHS-42	114	75982	HXF2-L	167	76084	SATHB	121	76143	HXF2-48SS	81
75914	MHS-48	114	75985	RBQC1HD-12	172	76084	SATHB	141	76144	HXF2-54SS	81
75915	MHS-54	114	75986	RBQC1HD-18	172	76084	SATHB	153	76145	HXF2-60S	81
75916	MHS-60	114	75987	RBQC1HD-24	172	76085	HTS18	90	76146	HXF2-72S	81
75917	MHS-72	114	75988	RBQC1HD-30	172	76086	HTS24	90	76169	MHS-18V	114
75918	MHSP-24	111	75989	RBQC1HD-36	172	76087	HTS30	90	76170	MHS-24V	114
75918	MHSP-24	112	75990	RBQC1HD-42	172	76088	HTS36	90	76171	MHS-30V	114
75918	MHSP-24	120	75991	RBQC1HD-48	172	76089	HTS42	90	76172	MHS-36V	114
75919	MHSP-30	111	75992	RBQC1HD-54	172	76090	HTS48	90	76173	MHS-42V	114
75919	MHSP-30	112	75993	RBQC1HD-66	172	76091	HTS54	90	76174	MHS-48V	114
75919	MHSP-30	120	75995	RBAGS-16	175	76092	HTS60	90	76175	MHS-54V	114
75920	MHSP-36	111	75996	RBAGS-22	175	76093	HTS72	90	76176	MHS-60V	114
75920	MHSP-36	112	75997	RBAGS-28	175	76094	HTSCK	90	76177	MHS-72V	114
75920	MHSP-36	120	75998	RBAGS-34	175	76094	HTSCK	92	76178	MHSP-18	111
75921	MHSP-42	111	75999	RBAGS-40	175	76096	QMTPAK	39	76178	MHSP-18	112
75921	MHSP-42	112	76024	MAPEK	157	76096	QMTPAK	47	76178	MHSP-18	120
75921	MHSP-42	120	76025	MCBK	238	76096	QMTPAK	54	76190	HV-18S	83
75922	MHSP-48	111	76025	MCBK	239	76096	QMTPAK	80	76191	HV-18M	83
75922	MHSP-48	112	76025	MCBK	240	76096	QMTPAK	87	76192	HV-24S	83
75922	MHSP-48	120	76026	MCBKHD	238	76096	QMTPAK	137	76193	HV-24M	83
75923	MHSP-54	111	76026	MCBKHD	239	76097	QMTBK-P	39	76194	HV-30S	83
75923	MHSP-54	112	76026	MCBKHD	240	76097	QMTBK-P	40	76195	HV-30M	83
75923	MHSP-54	120	76028	RBAGS-46	175	76097	QMTBK-P	47	76196	HV-36S	83
75924	MHSP-60	111	76029	RBAGS-52	175	76097	QMTBK-P	48	76197	HV-36M	83
75924	MHSP-60	112	76030	RBAGS-58	175	76097	QMTBK-P	54	76198	HV-36L	83
75924	MHSP-60	120	76031	RBAGS-70	175	76097	QMTBK-P	80	76199	HV-42S	83
75925	MHSP-72	111	76032	RBAS4-18	178	76097	QMTBK-P	87	76205	RVT6-S/S	122
75925	MHSP-72	112	76033	RBAS4-24	178	76098	QMTBK-W	39	76249	RSA	107
75925	MHSP-72	120	76034	RBAS4-30	178	76098	QMTBK-W	40	76249	RSA	130
75927	PFC	120	76035	RBAS4-36	178	76098	QMTBK-W	47	76251	HV-42M	83
75927	PFC	134	76036	RBAS4-42	178	76098	QMTBK-W	48	76252	HV-42L	83
75929	MHCP-24S	69	76037	RBAS4-48	178	76098	QMTBK-W	54	76253	HV-42LL	83
75930	MHCP-30S	69	76038	RBAS4-54	178	76098	QMTBK-W	61	76254	HV-48S	83
75931	MHCP-36S	69	76039	RBAS4-60	178	76098	QMTBK-W	68	76255	HV-48M	83
75932	MHCP-42S	69	76040	RBAS4-72	178	76098	QMTBK-W	73	76256	HV-48L	83
75933	MHCP-48S	69	76041	RBAER-10	179	76098	QMTBK-W	80	76257	HV-48LL	83
75934	MHCP-54S	69	76042	RBAER-16	179	76098	QMTBK-W	87	76258	HV-54M	83
75935	MHCP-60S	69	76043	RBAER-22	179	76098	QMTBK-W	137	76259	HV-54L	83
75936	MHCP-72S	69	76044	RBAER-28	179	76099	QMTPSBK	39	76260	HV-54LL	83
75945	MHCP-BPA24	71	76045	RBAER-34	179	76099	QMTPSBK	47	76261	HV-60M	83
75946	MHCP-BPA30	71	76046	RBAER-40	179	76099	QMTPSBK	54	76262	HV-60L	83
75947	MHCP-BPA36	71	76047	RBAER-46	179	76099	QMTPSBK	80	76263	HV-60LL	83
75948	MHCP-BPA42	71	76048	RBAER-52	179	76099	QMTPSBK	87	76264	HV-72M	83
75949	MHCP-BPA48	71	76049	RBAER-58	179	76101	HV-18SS	83	76265	HV-72L	83
75950	MHCP-BPA54	71	76050	RBAER-70	179	76102	HV-24SS	83	76266	HV-72LL	83
75951	MHCP-BPA60	71	76069	AWTNCB	47	76103	HV-30SS	83	76267	HVP-18M	85
75952	MHCP-BPA72	71	76069	AWTNCB	54	76104	HV-36SS	83	76268	HVP-18L	85
75953	MHCP-BCK24	71	76069	AWTNCB	61	76105	HV-42SS	83	76269	HVP-24M	85
75954	MHCP-BCK30	71	76069	AWTNCB	68	76106	HV-48SS	83	76270	HVP-24L	85
75955	MHCP-BCK36	71	76069	AWTNCB	73	76107	HV-54S	83	76271	HVP-30M	85
75956	MHCP-BCK42	71	76069	AWTNCB	71	76108	HV-60S	83	76272	HVP-30L	85
75957	MHCP-BCK48	71	76071	SSTSMB	109	76109	HV-72S	83	76273	HVP-36M	85
75958	MHCP-BCK54	71	76071	SSTSMB	114	76110	H78P18	87	76274	HVP-36L	85
75959	MHCP-BCK60	71	76071	SSTSMB	138	76111	H78P24	87	76275	HVP-42M	85
75960	MHCP-BCK72	71	76071	SSTSMB	157	76112	H78P30	87	76276	HVP-42L	85
75961	MHP-CP24	73	76072	SSTLMB	109	76113	H78P36	87	76277	HVP-48M	85
75962	MHP-CP30	73	76072	SSTLMB	114	76114	H78P42	87	76278	HVP-48L	85
75963	MHP-CP36	73	76072	SSTLMB	138	76115	H78P48	87	76279	HVP-48LL	85
75964	MHP-CP42	73	76072	SSTLMB	157	76116	H78P54	87	76280	HVP-54M	85
75965	MHP-CP48	73	76073	SSTOTA	114	76117	H78P60	87	76281	HVP-54L	85
75966	MHP-CP54	73	76073	SSTOTA	138	76118	H78P72	87	76282	HVP-54LL	85
75967	MHP-CP60	73	76073	SSTOTA	157	76124	HVP-18S	85	76283	HVP-60M	85
75968	MHP-CP72	73	76074	QMT-P	39	76125	HVP-24S	85	76284	HVP-60L	85



# Index by Item Code

ITEM CODE	ORDERING NUMBER	PAGE	ITEM CODE	ORDERING NUMBER	PAGE	ITEM CODE	ORDERING NUMBER	PAGE	ITEM CODE	ORDERING NUMBER	PAGE
76285	HVP-60LL	85	76463	MMPCP54	47	76555	MMP-1254	41	76639	MHCP-2BC30	73
76286	HVP-72M	85	76463	MMPCP54	61	76556	MMP-1260	41	76640	MHCP-2BC36	73
76287	HVP-72L	85	76464	MMPCP60	47	76557	MMP-1272	41	76641	MHCP-2BC42	73
76288	HVP-72LL	85	76464	MMPCP60	61	76558	RMC2-FS-1	252	76642	MHCP-2BC48	73
76289	HXF2-18S	81	76465	MMPCP72	47	76559	RMC2-FSAPK	252	76643	MHCP-2BC54	73
76290	HXF2-18M	81	76465	MMPCP72	61	76560	PFC-SS	120	76644	MHCP-2BC60	73
76291	HXF2-24S	81	76466	MMPBPK	47	76560	PFC-SS	122	76645	MHCP-2BC72	73
76292	HXF2-24M	81	76466	MMPBPK	54	76570	RB6SA	180	76646	MHS-18RV	116
76293	HXF2-30S	81	76466	MMPBPK	174	76571	RB6DH	181	76647	MHS-24RV	116
76294	HXF2-30M	81	76469	FL-M	253	76572	RBAGSCM-16	176	76648	MHS-30RV	116
76295	HXF2-36S	81	76470	FL-L	253	76573	RBAGSCM-22	176	76649	MHS-36RV	116
76296	HXF2-36M	81	76472	FLEL-M	254	76574	RBAGSCM-28	176	76650	MHS-42RV	116
76297	HXF2-36L	81	76473	FLEL-L	254	76575	RBAGSCM-34	176	76651	MHS-48RV	116
76298	HXF2-42S	81	76474	FLELP	254	76576	RBAGSCM-40	176	76652	MHS-54RV	116
76299	HXF2-42M	81	76476	FLTW-M	254	76577	RBAGSCM-46	176	76653	MHS-60RV	116
76300	HXF2-42L	81	76477	FLTW-L	254	76578	RBAGSCM-52	176	76654	MHS-72RV	116
76301	HXF2-48S	81	76478	FLRP	254	76579	RBAGSCM-58	176	76655	RBAER-44	179
76302	HXF2-48M	81	76479	FLCP	254	76581	RBAGSCM-70	176	76658	HTF212	13
76303	HXF2-48L	81	76481	FLRLB-L	254	76593	CRB-HT10	16	76659	HTF218	13
76304	HXF2-54S	81	76482	FLRLB-M	254	76593	CRB-HT10	22	76660	HTF224	13
76305	HXF2-54M	81	76483	QMT-G	39	76593	CRB-HT10	37	76661	HTF230	13
76306	HXF2-54L	81	76483	QMT-G	47	76594	CRB-HT16	16	76662	HTF236	13
76307	HXF2-60M	81	76483	QMT-G	54	76594	CRB-HT16	22	76663	HTF242	13
76308	HXF2-60L	81	76484	QMTS-G	39	76594	CRB-HT16	37	76664	HTF248	13
76309	HXF2-72M	81	76484	QMTS-G	47	76595	CRB-HT22	16	76665	HTF254	13
76310	HXF2-72L	81	76484	QMTS-G	54	76595	CRB-HT22	22	76666	HTF260	13
76392	MHP-EP	47	76485	TRB18	45	76595	CRB-HT22	37	76667	HTF272	13
76392	MHP-EP	61	76485	TRB18	52	76596	CRB-HT28	16	76668	CBC18	149
76392	MHP-EP	73	76485	TRB18	174	76596	CRB-HT28	22	76669	CBC24	149
76392	MHP-EP	126	76486	TRB24	45	76596	CRB-HT28	37	76670	CBC30	149
76392	MHP-EP	130	76486	TRB24	52	76597	CRB-HT34	16	76671	CBC36	149
76392	MHP-EP	134	76486	TRB24	174	76597	CRB-HT34	22	76672	CBC42	149
76393	MHCP-CH	73	76487	TRB30	45	76597	CRB-HT34	37	76673	CBC48	149
76394	MHCP-BS	73	76487	TRB30	52	76598	CRB-HT40	16	76674	CBC54	149
76399	HOBK	80	76487	TRB30	174	76598	CRB-HT40	22	76675	CBC60	149
76399	HOBK	87	76488	TRB36	45	76598	CRB-HT40	37	76692	CPB	149
76403	EST-P	19	76488	TRB36	52	76599	CRB-HT46	16	76695	MSP66	141
76404	EST-S	19	76488	TRB36	174	76599	CRB-HT46	22	76697	TRB78	45
76405	EST-B	19	76489	TRB42	45	76599	CRB-HT46	37	76697	TRB78	52
76406	ESTAK-EST	19	76489	TRB42	52	76600	CRB-HT52	16	76697	TRB78	174
76406	ESTAK-EST	137	76489	TRB42	174	76600	CRB-HT52	22	76712	UTC18	135
76407	ESPSBK	19	76490	TRB48	45	76600	CRB-HT52	37	76713	UTC24	135
76408	ESPBK	19	76490	TRB48	52	76601	CRB-HT58	16	76714	UTC30	135
76409	ESPRK	19	76490	TRB48	174	76601	CRB-HT58	22	76715	UTC36	135
76410	ESBK-PS	19	76491	TRB54	45	76601	CRB-HT58	37	76716	UTC42	135
76410	ESBK-PS	137	76491	TRB54	52	76602	CRB-HT64	16	76717	UTC48	135
76411	ESBK-B	19	76491	TRB54	174	76602	CRB-HT64	22	76718	UTC54	135
76412	ESS-S	19	76492	TRB60	45	76602	CRB-HT64	37	76719	UTC60	135
76412	ESS-S	137	76492	TRB60	52	76603	CRB-HT70	16	76720	UTC72	135
76413	ESS-B	19	76492	TRB60	174	76603	CRB-HT70	22	76721	UTC84	135
76414	RMC1-BCP	248	76493	TRB66	45	76603	CRB-HT70	37	76724	UTF18	135
76415	RMC1-BPP	248	76493	TRB66	52	76613	MHS-24R	116	76725	UTF24	135
76415	RMC1-BPP	251	76493	TRB66	174	76614	MHS-30R	116	76726	UTF30	135
76415	RMC1-BPP	252	76494	TRB72	45	76615	MHS-36R	116	76727	UTF36	135
76416	VAK	187	76494	TRB72	52	76616	MHS-42R	116	76728	UTF42	135
76418	EZP10TK1	19	76494	TRB72	174	76617	MHS-48R	116	76729	UTF48	135
76419	EZP10TK2	19	76537	MMPK	34	76618	MHS-54R	116	76730	UTF54	135
76450	MMP-624	41	76537	MMPK	41	76619	MHS-60R	116	76731	UTF60	135
76451	MMP-630	41	76537	MMPK	49	76620	MHS-72R	116	76732	UTF72	135
76452	MMP-636	41	76537	MMPK	50	76621	MHS-84R	116	76733	UTF84	135
76453	MMP-642	41	76537	MMPK	55	76622	PFRS	116	76748	URCB18/450	135
76454	MMP-648	41	76537	MMPK	62	76622	PFRS	120	76749	URCB24/600	135
76455	MMP-654	41	76537	MMPK	63	76622	PFRS	122	76750	URCB30/750	135
76456	MMP-660	41	76537	MMPK	69	76622	PFRS	131	76751	URCB36/900	135
76457	MMP-672	41	76537	MMPK	157	76636	SSTBK-W	112	76752	URCB42/1050	135
76458	MMPCP24	47	76538	RMC1-LSBPP	248	76636	SSTBK-W	120	76753	URCB48/1200	135
76458	MMPCP24	61	76540	QMTBK-G	39	76636	SSTBK-W	122	76754	URCB54/1350	135
76459	MMPCP30	47	76540	QMTBK-G	40	76636	SSTBK-W	141	76755	URCB60/1500	135
76459	MMPCP30	61	76540	QMTBK-G	47	76636	SSTBK-W	153	76756	URCB72/1800	135
76460	MMPCP36	47	76540	QMTBK-G	48	76637	SSTBK-B	112	76757	URCB84/2100	135
76460	MMPCP36	61	76540	QMTBK-G	54	76637	SSTBK-B	120	76772	USP18/450	137
76461	MMPCP42	47	76551	MMP-1230	41	76637	SSTBK-B	122	76773	USP24/600	137
76461	MMPCP42	61	76552	MMP-1236	41	76637	SSTBK-B	141	76774	USP30/750	137
76462	MMPCP48	47	76553	MMP-1242	41	76637	SSTBK-B	153	76775	USP36/900	137
76462	MMPCP48	61	76554	MMP-1248	41	76638	MHCP-2BC24	73	76776	USP42/1050	137

# Index by Item Code

ITEM CODE	ORDERING NUMBER	PAGE	ITEM CODE	ORDERING NUMBER	PAGE	ITEM CODE	ORDERING NUMBER	PAGE	ITEM CODE	ORDERING NUMBER	PAGE
76777	USP48/1200	137	76853	DRXM-54-420	214	76926	IB4	204	77065	SACSRC	134
76778	USP54/1350	137	76854	DRXM-60-420	214	76926	IB4	212	77070	LSP12	29
76779	USP60/1500	137	76855	DRXM-72-420	214	76926	IB4	214	77071	LSP18	29
76780	USP72/1800	137	76856	DRXM-24-520	214	76926	IB4	216	77072	LSP24	29
76781	USP84/2100	137	76857	DRXM-30-520	214	76927	IB5	198	77073	LSP30	29
76784	UPSBK	137	76858	DRXM-36-520	214	76927	IB5	201	77074	LSP36	29
76788	ABU	137	76859	DRXM-42-520	214	76927	IB5	204	77075	LSP42	29
76788	ABU	137	76860	DRXM-48-520	214	76927	IB5	212	77076	LSP48	29
76789	UMBK	137	76861	DRXM-54-520	214	76927	IB5	214	77077	LSP54	29
76789	UMBK	137	76862	DRXM-60-520	214	76927	IB5	216	77078	LSP60	29
76790	USPK	137	76863	DRXM-72-520	214	76927	IB5	218	77079	LSP12-S/S	33
76790	USPK	137	76864	DRXM-24-435	214	76927	IB5	220	77080	LSP18-S/S	33
76791	UHSPK	137	76865	DRXM-30-435	214	76928	IBBK	195	77081	LSP24-S/S	33
76791	UHSPK	137	76866	DRXM-36-435	214	76928	IBBK	198	77082	LSP30-S/S	33
76792	USMK	137	76867	DRXM-42-435	214	76928	IBBK	201	77083	LSP36-S/S	33
76792	USMK	137	76868	DRXM-48-435	214	76928	IBBK	204	77084	LSP42-S/S	33
76793	UHMK	137	76869	DRXM-54-435	214	76928	IBBK	212	77085	LSP48-S/S	33
76793	UHMK	137	76870	DRXM-60-435	214	76928	IBBK	214	77086	LSP54-S/S	33
76794	UST-P	137	76871	DRXM-72-435	214	76928	IBBK	216	77087	LSP60-S/S	33
76795	UST-W	137	76872	DRXM-24-535	214	76928	IBBK	218	77088	CRB-LS10	27
76796	MSP-284	34	76873	DRXM-30-535	214	76928	IBBK	220	77088	CRB-LS10	31
76797	MSP-884	34	76874	DRXM-36-535	214	76929	IBS-L4	212	77089	CRB-LS16	27
76798	MMP-684	41	76875	DRXM-42-535	214	76930	IBS-L5	212	77089	CRB-LS16	31
76799	MMP-1284	41	76876	DRXM-48-535	214	76931	IBS-M4	204	77090	CRB-LS22	27
76800	MHCP-84S	69	76877	DRXM-54-535	214	76931	IBS-M4	214	77090	CRB-LS22	31
76803	MHS-84	114	76878	DRXM-60-535	214	76932	IBS-M5	204	77091	CRB-LS28	27
76804	MHS-84V	114	76879	DRXM-72-535	214	76932	IBS-M5	214	77091	CRB-LS28	31
76805	MHS-84RV	116	76880	DRXH-24-420	216	76933	IBS-H4	216	77092	CRB-LS34	27
76806	MDWS-84	138	76881	DRXH-30-420	216	76934	IBS-H5	216	77092	CRB-LS34	31
76807	MSPP84	39	76882	DRXH-36-420	216	76935	ISABK	218	77093	CRB-LS40	27
76808	MMPCP84	47	76883	DRXH-42-420	216	76935	ISABK	220	77093	CRB-LS40	31
76808	MMPCP84	61	76884	DRXH-48-420	216	76936	IMK	212	77094	CRB-LS46	27
76809	MHCP-BPA84	71	76885	DRXH-54-420	216	76936	IMK	214	77094	CRB-LS46	31
76810	MHCP-BCK84	71	76886	DRXH-60-420	216	76936	IMK	216	77095	CRB-LS52	27
76811	MHP-CP84	73	76887	DRXH-72-420	216	76937	IEA-42-60	218	77095	CRB-LS52	31
76812	MHCP-2BC84	73	76888	DRXH-24-520	216	76937	IEA-42-60	220	77096	CRB-LS58	27
76814	MHSP-84	120	76889	DRXH-30-520	216	76938	IEA-72-96	218	77096	CRB-LS58	31
76815	DWP-84	141	76890	DRXH-36-520	216	76938	IEA-72-96	220	77097	CRB-LS10W	27
76816	DRXL-24-420	212	76891	DRXH-42-520	216	76939	HW-IMPB	222	77097	CRB-LS10W	31
76817	DRXL-30-420	212	76892	DRXH-48-520	216	76940	CRB76	16	77098	CRB-LS16W	27
76818	DRXL-36-420	212	76893	DRXH-54-520	216	76940	CRB76	22	77098	CRB-LS16W	31
76819	DRXL-42-420	212	76894	DRXH-60-520	216	76940	CRB76	37	77099	CRB-LS22W	27
76820	DRXL-48-420	212	76895	DRXH-72-520	216	76941	CRB82	16	77099	CRB-LS22W	31
76821	DRXL-54-420	212	76896	DRXH-24-435	216	76941	CRB82	22	77100	CRB-LS28W	27
76822	DRXL-60-420	212	76897	DRXH-30-435	216	76941	CRB82	37	77100	CRB-LS28W	31
76823	DRXL-72-420	212	76898	DRXH-36-435	216	76942	CDWB84	138	77101	CRB-LS34W	27
76824	DRXL-24-520	212	76899	DRXH-42-435	216	76943	SST-BUK	120	77101	CRB-LS34W	31
76825	DRXL-30-520	212	76900	DRXH-48-435	216	76943	SST-BUK	141	77102	CRB-LS40W	27
76826	DRXL-36-520	212	76901	DRXH-54-435	216	76950	OIBBK	222	77102	CRB-LS40W	31
76827	DRXL-42-520	212	76902	DRXH-60-435	216	76965	IB4-1U	222	77103	CRB-LS46W	27
76828	DRXL-48-520	212	76903	DRXH-72-435	216	76966	IB5-1U	222	77103	CRB-LS46W	31
76829	DRXL-54-520	212	76904	DRXH-24-535	216	76967	RBAGS-18	175	77104	CRB-LS52W	27
76830	DRXL-60-520	212	76905	DRXH-30-535	216	76968	RBAGS-24	175	77104	CRB-LS52W	31
76831	DRXL-72-520	212	76906	DRXH-36-535	216	76969	RBAGS-30	175	77105	CRB-LS58W	27
76832	DRXL-24-435	212	76907	DRXH-42-535	216	76970	RBAGS-36	175	77105	CRB-LS58W	31
76833	DRXL-30-435	212	76908	DRXH-48-535	216	76971	RBAGS-42	175	77106	RBAGM-16	29
76834	DRXL-36-435	212	76909	DRXH-54-535	216	76972	RBAGS-48	175	77106	RBAGM-16	175
76835	DRXL-42-435	212	76910	DRXH-60-535	216	76973	RBAGS-54	175	77107	RBAGM-22	29
76836	DRXL-48-435	212	76911	DRXH-72-535	216	76974	RBAGS-60	175	77107	RBAGM-22	175
76837	DRXL-54-435	212	76912	DRXD-42-520	218	76975	RBAGS-72	175	77108	RBAGM-28	29
76838	DRXL-60-435	212	76913	DRXD-48-520	218	76976	RBAGS-84	175	77108	RBAGM-28	175
76839	DRXL-72-435	212	76914	DRXD-54-520	218	76977	UBTK	137	77109	RBAGM-34	29
76840	DRXL-24-535	212	76915	DRXD-60-520	218	76978	UHDBTK	137	77109	RBAGM-34	175
76841	DRXL-30-535	212	76916	DRXD-72-520	218	76983	FL-XL	253	77110	RBAGM-40	29
76842	DRXL-36-535	212	76917	DRXD-84-520	218	76984	FLVRL-XL	254	77110	RBAGM-40	175
76843	DRXL-42-535	212	76918	DRXD-96-520	218	76985	FLTW-XL	254	77111	RBAGM-46	29
76844	DRXL-48-535	212	76919	DRXD-42-535	218	76986	FLELK-XL	254	77111	RBAGM-46	175
76845	DRXL-54-535	212	76920	DRXD-48-535	218	77037	CSTBK	134	77114	LS-BP	29
76846	DRXL-60-535	212	76921	DRXD-54-535	218	77047	TRB84	45	77115	LS-BP-S/S	33
76847	DRXL-72-535	212	76922	DRXD-60-535	218	77047	TRB84	52	77117	LS-SW	29
76848	DRXM-24-420	214	76923	DRXD-72-535	218	77047	TRB84	174	77118	LS-SS	29
76849	DRXM-30-420	214	76924	DRXD-84-535	218	77048	TRB90	45	77120	LST-TAK	29
76850	DRXM-36-420	214	76925	DRXD-96-535	218	77048	TRB90	52	77121	LST-P	29
76851	DRXM-42-420	214	76926	IB4	198	77048	TRB90	174	77122	LST-W	29
76852	DRXM-48-420	214	76926	IB4	201	77052	SACSK	134	77123	LST-S	29

# Index by Item Code

ITEM CODE	ORDERING NUMBER	PAGE	ITEM CODE	ORDERING NUMBER	PAGE	ITEM CODE	ORDERING NUMBER	PAGE	ITEM CODE	ORDERING NUMBER	PAGE
77124	LST-B-S/S	33	77450	QMTS-P-S/S	24	77547	MRB114	65	77620	MHSP24-S/S	122
77125	LST-W-S/S	33	77450	QMTS-P-S/S	40	77548	SHIM-KITL	195	77621	MHSP30-S/S	122
77126	LST-W-S/S-2	33	77450	QMTS-P-S/S	48	77548	SHIM-KITL	198	77622	MHSP36-S/S	122
77127	EZP-LS212	25	77451	QMTS-W-S/S	24	77548	SHIM-KITL	201	77623	MHSP42-S/S	122
77128	EZP-LS218	25	77451	QMTS-W-S/S	40	77548	SHIM-KITL	212	77624	MHSP48-S/S	122
77129	EZP-LS224	25	77451	QMTS-W-S/S	48	77549	SHIM-KITM	204	77625	MHSP54-S/S	122
77130	EZP-LS230	25	77452	QMTS-G-S/S	24	77549	SHIM-KITM	214	77626	MHSP60-S/S	122
77131	EZP-LS236	25	77452	QMTS-G-S/S	40	77550	SHIM-KITH	216	77627	MHSP72-S/S	122
77132	EZP-LS242	25	77452	QMTS-G-S/S	48	77551	CRB-LS10HT	27	77628	MHSP84-S/S	122
77133	EZP-LS248	25	77453	MSP-224-S/S	36	77551	CRB-LS10HT	31	77630	STS-W-S/S	122
77134	EZP-LS254	25	77454	MSP-230-S/S	36	77552	CRB-LS16HT	27	77631	STS-S-S/S	122
77135	EZP-LS260	25	77455	MSP-236-S/S	36	77552	CRB-LS16HT	31	77632	STS-B-S/S	122
77136	EZP-LS818	25	77456	MSP-242-S/S	36	77553	CRB-LS22HT	27	77633	STHDM2-S/S	122
77137	EZP-LS824	25	77457	MSP-248-S/S	36	77553	CRB-LS22HT	31	77634	STHDMK2-S/S	122
77138	EZP-LS830	25	77458	MSP-254-S/S	36	77554	CRB-LS28HT	27	77635	STGK2-S/S	122
77139	EZP-LS836	25	77459	MSP-260-S/S	36	77554	CRB-LS28HT	31	77636	SST-BUK-S/S	122
77140	EZP-LS842	25	77460	MSP-272-S/S	36	77555	CRB-LS34HT	27	77637	SST2HD-W-S/S	122
77141	EZP-LS848	25	77461	MSP-284-S/S	36	77555	CRB-LS34HT	31	77638	SST2HD-S-S/S	122
77142	EZP-LS854	25	77462	MSP-824-S/S	36	77556	CRB-LS40HT	27	77639	SST2HD-B-S/S	122
77143	EZP-LS860	25	77463	MSP-830-S/S	36	77556	CRB-LS40HT	31	77640	MHS-24R-S/S	118
77144	CLSFG-212	30	77464	MSP-836-S/S	36	77557	CRB-LS46HT	27	77641	MHS-30R-S/S	118
77145	CLSFG-218	30	77465	MSP-842-S/S	36	77557	CRB-LS46HT	31	77642	MHS-36R-S/S	118
77146	CLSFG-224	30	77466	MSP-848-S/S	36	77558	CRB-LS52HT	27	77643	MHS-42R-S/S	118
77147	CLSFG-230	30	77467	MSP-854-S/S	36	77558	CRB-LS52HT	31	77644	MHS-48R-S/S	118
77148	CLSFG-236	30	77468	MSP-860-S/S	36	77559	CRB-LS58HT	27	77645	MHS-54R-S/S	118
77149	CLSFG-242	30	77470	MSP-872-S/S	36	77559	CRB-LS58HT	31	77646	MHS-60R-S/S	118
77150	CLSFG-248	30	77471	MSP-884-S/S	36	77575	MMP-1836	41	77647	MHS-72R-S/S	118
77151	CLSFG-254	30	77472	MSPP24-S/S	40	77576	MMP-1842	41	77648	MHS-84R-S/S	118
77152	CLSFG-260	30	77473	MSPP30-S/S	40	77577	MMP-1848	41	77649	MHS-24RV-S/S	118
77153	CLSFG-818	30	77474	MSPP36-S/S	40	77578	MMP-1854	41	77650	MHS-30RV-S/S	118
77154	CLSFG-824	30	77475	MSPP42-S/S	40	77579	MMP-1860	41	77651	MHS-36RV-S/S	118
77155	CLSFG-830	30	77476	MSPP48-S/S	40	77580	MMP-1872	41	77652	MHS-42RV-S/S	118
77156	CLSFG-836	30	77477	MSPP54-S/S	40	77581	MMP-1884	41	77653	MHS-48RV-S/S	118
77157	CLSFG-842	30	77478	MSPP60-S/S	40	77582	MSPMPK-S/S	40	77654	MHS-54RV-S/S	118
77158	CLSFG-848	30	77479	MSPP72-S/S	40	77582	MSPMPK-S/S	48	77655	MHS-60RV-S/S	118
77159	CLSFG-854	30	77480	MSPP84-S/S	40	77583	MSPBPK-S/S	24	77656	MHS-72RV-S/S	118
77160	CLSFG-860	30	77517	RBDTXHD-6.5C	183	77584	QMT-P-S/S	40	77657	MHS-84RV-S/S	118
77250	FL-PKIT-ML	254	77524	MSPPL-S/S	40	77584	QMT-P-S/S	48	77664	PTS-18R	231
77251	FL-PKIT-XL	254	77529	ISABK-LMH	212	77585	QMT-W-S/S	40	77665	PTS-24R	231
77324	MMKU	137	77529	ISABK-LMH	214	77585	QMT-W-S/S	48	77666	PTS-30R	231
77327	MMKUHD	137	77529	ISABK-LMH	216	77586	QMT-G-S/S	40	77667	PTS-36R	231
77330	RMC2-FS-50	252	77530	IBS-D5	218	77586	QMT-G-S/S	48	77668	PTS-42R	231
77365	LS-SPK	29	77531	MRB18	58	77587	QMTPAK-S/S	40	77669	PTS-48R	231
77366	LSTMPK	29	77531	MRB18	65	77587	QMTPAK-S/S	48	77670	PTS-54R	231
77367	LSTPB-RK	29	77532	MRB24	58	77588	QMTPSBK-S/S	40	77671	PTS-60R	231
77384	EZPTBT	20	77532	MRB24	65	77588	QMTPSBK-S/S	48	77672	PTS-72R	231
77385	EZPTBTHD	20	77533	MRB30	58	77590	MMPCP24-S/S	48	77673	PTS-30R-UG	231
77387	SPG-CVR-A	158	77533	MRB30	65	77591	MMPCP30-S/S	48	77674	PTS-36R-UG	231
77388	SPG-CVR-B	158	77534	MRB36	58	77592	MMPCP36-S/S	48	77675	PTS-42R-UG	231
77389	SPG-CVR-C	158	77534	MRB36	65	77593	MMPCP42-S/S	48	77676	PTS-48R-UG	231
77390	SPG-CVR-D	158	77535	MRB42	58	77594	MMPCP48-S/S	48	77677	PTS-54R-UG	231
77391	SPG-CVR-E	158	77535	MRB42	65	77595	MMPCP54-S/S	48	77678	PTS-60R-UG	231
77392	SPG-CVR-F	158	77536	MRB48	58	77596	MMPCP60-S/S	48	77679	PTS-72R-UG	231
77393	SPG-CVR-G	158	77536	MRB48	65	77597	MMPCP72-S/S	48	77680	PTS-RR21	231
77423	RAPEK	157	77537	MRB54	58	77598	MMPCP84-S/S	48	77681	PTS-RR27	231
77424	MMP-624-S/S	42	77537	MRB54	65	77599	MHP-EP-S/S	48	77682	PTS-RR33	231
77425	MMP-630-S/S	42	77538	MRB60	58	77600	MMPBPK-S/S	48	77683	PTS-RR39	231
77426	MMP-636-S/S	42	77538	MRB60	65	77601	MHS-24-S/S	118	77683	PTS-RR39	231
77427	MMP-642-S/S	42	77539	MRB66	58	77602	MHS-30-S/S	118	77684	PTS-RR45	231
77428	MMP-648-S/S	42	77539	MRB66	65	77603	MHS-36-S/S	118	77684	PTS-RR45	231
77429	MMP-654-S/S	42	77540	MRB72	58	77604	MHS-42-S/S	118	77685	PTS-RR51	231
77430	MMP-660-S/S	42	77540	MRB72	65	77605	MHS-48-S/S	118	77685	PTS-RR51	231
77431	MMP-672-S/S	42	77541	MRB78	58	77606	MHS-54-S/S	118	77686	PTS-RR57	231
77432	MMP-684-S/S	42	77541	MRB78	65	77607	MHS-60-S/S	118	77686	PTS-RR57	231
77433	MMP-1230-S/S	42	77542	MRB84	58	77608	MHS-72-S/S	118	77687	PTS-RR63	231
77434	MMP-1236-S/S	42	77542	MRB84	65	77609	MHS-84-S/S	118	77687	PTS-RR63	231
77435	MMP-1242-S/S	42	77543	MRB90	58	77610	MHS-24V-S/S	118	77688	PTS-RR69	231
77436	MMP-1248-S/S	42	77543	MRB90	65	77611	MHS-30V-S/S	118	77689	PTS-RR75	231
77437	MMP-1254-S/S	42	77544	MRB96	58	77612	MHS-36V-S/S	118	77690	PTS-RR81	231
77438	MMP-1260-S/S	42	77544	MRB96	65	77613	MHS-42V-S/S	118	77691	PTS-SR	233
77439	MMP-1272-S/S	42	77545	MRB102	58	77614	MHS-48V-S/S	118	77692	PTS-HDSR	233
77440	MMP-1284-S/S	42	77545	MRB102	65	77615	MHS-54V-S/S	118	77694	PTS-SAK	233
77442	PSTA-S/S	40	77546	MRB108	58	77616	MHS-60V-S/S	118	77696	PTS-IBK	233
77442	PSTA-S/S	48	77546	MRB108	65	77617	MHS-72V-S/S	118	77697	PTS-HIBK	233
77443	TEN-LOCK-KIT	158	77547	MRB114	58	77618	MHS-84V-S/S	118	77698	PTS-PS	233



# Index by Item Code

ITEM CODE	ORDERING NUMBER	PAGE	ITEM CODE	ORDERING NUMBER	PAGE	ITEM CODE	ORDERING NUMBER	PAGE	ITEM CODE	ORDERING NUMBER	PAGE
77699	PTS-PA	233	77848	MHS-60-2ESAC	131	77894	SACPL-72/1800	130	77932	MHS-CARK-C42/1050	132
77700	PTS-MBK	233	77849	MHS-72-2ESAC	131	77894	SACPL-72/1800	134	77933	MHS-CARK-C48/1200	132
77701	PTS-MBKUG	233	77850	MHS-84-2ESAC	131	77895	SACPL2-60/1500	126	77934	MHS-CARK-C54/1350	132
77702	PTS-EBK	233	77851	MHS-96-2ESAC	131	77895	SACPL2-60/1500	130	77935	MHS-CARK-C60/1500	132
77703	MHP-624	55	77852	MHS-120-2ESAC	131	77895	SACPL2-60/1500	134	77936	MHS-CARK-C72/1800	132
77704	MHP-630	55	77853	MHS-24V-ESAC	131	77896	SACPL2-72/1800	126	77937	MHS-CARK-V24/600	132
77705	MHP-636	55	77854	MHS-30V-ESAC	131	77896	SACPL2-72/1800	130	77938	MHS-CARK-V30/750	132
77706	MHP-642	55	77855	MHS-36V-ESAC	131	77896	SACPL2-72/1800	134	77939	MHS-CARK-V36/900	132
77707	MHP-648	55	77856	MHS-42V-ESAC	131	77897	SACPL2-84/2100	126	77940	MHS-CARK-V42/1050	132
77708	MHP-654	55	77857	MHS-48V-ESAC	131	77897	SACPL2-84/2100	130	77941	MHS-CARK-V48/1200	132
77709	MHP-660	55	77858	MHS-54V-ESAC	131	77897	SACPL2-84/2100	134	77942	MHS-CARK-V54/1350	132
77710	MHP-672	55	77859	MHS-60V-ESAC	131	77898	SACPL2-96/2400	126	77943	MHS-CARK-V60/1500	132
77711	MHP-684	55	77860	MHS-72V-ESAC	131	77898	SACPL2-96/2400	130	77944	MHS-CARK-V72/1800	132
77712	MHP-696	55	77861	MHS-60V-2ESAC	131	77898	SACPL2-96/2400	134	77945	MHS-CARK2-C60/1500	132
77713	MHP-1230	55	77862	MHS-72V-2ESAC	131	77899	SACPL2-120/3000	126	77946	MHS-CARK2-C72/1800	132
77714	MHP-1236	55	77863	MHS-84V-2ESAC	131	77899	SACPL2-120/3000	130	77947	MHS-CARK2-C84/2100	132
77715	MHP-1242	55	77864	MHS-96V-2ESAC	131	77899	SACPL2-120/3000	134	77948	MHS-CARK2-C96/2400	132
77716	MHP-1248	55	77865	MHS-120V-2ESAC	131	77900	CART-24/600	126	77949	MHS-CARK2-C120/3000	132
77717	MHP-1254	55	77866	SAC2-TIP-TL	126	77900	CART-24/600	130	77950	MHS-CARK2-V60/1500	132
77718	MHP-1260	55	77866	SAC2-TIP-TL	130	77900	CART-24/600	134	77951	MHS-CARK2-V72/1800	132
77719	MHP-1272	55	77866	SAC2-TIP-TL	134	77901	CART-30/750	126	77952	MHS-CARK2-V84/2100	132
77720	MHP-1284	55	77867	STGK2	112	77901	CART-30/750	130	77953	MHS-CARK2-V96/2400	132
77721	MHP-1296	55	77867	STGK2	120	77901	CART-30/750	134	77954	MHS-CARK2-V120/3000	132
77722	MMPCP96	47	77867	STGK2	121	77902	CART-36/900	126	77955	PC24-ESAC	123
77722	MMPCP96	61	77867	STGK2	141	77902	CART-36/900	130	77956	PC30-ESAC	123
77723	PST2-W	61	77867	STGK2	141	77902	CART-36/900	134	77957	PC36-ESAC	123
77723	PST2-W	68	77867	STGK2	153	77903	CART-42/1050	126	77958	PC42-ESAC	123
77723	PST2-W	71	77867	STGK2	153	77903	CART-42/1050	130	77959	PC48-ESAC	123
77723	PST2-W	73	77868	SSTHDPM	112	77903	CART-42/1050	134	77960	PC54-ESAC	123
77724	PST2-S	61	77868	SSTHDPM	120	77904	CART-48/1200	126	77961	PC60-ESAC	123
77724	PST2-S	68	77868	SSTHDPM	141	77904	CART-48/1200	130	77962	PC72-ESAC	123
77724	PST2-S	71	77868	SSTHDPM	153	77904	CART-48/1200	134	77963	PC60-2ESAC	123
77724	PST2-S	73	77869	CSTHDPM	134	77905	CART-54/1350	126	77964	PC72-2ESAC	123
77725	PST2-R	61	77871	CSTHDMK	134	77905	CART-54/1350	130	77965	PC84-2ESAC	123
77725	PST2-R	68	77872	CST1HD-W	134	77905	CART-54/1350	134	77966	PC96-2ESAC	123
77725	PST2-R	71	77873	CST1HD-S	134	77906	CART-60/1500	126	77967	PC120-2ESAC	123
77725	PST2-R	73	77874	CST1HD-B	134	77906	CART-60/1500	130	77968	RC24-ESAC	127
77726	PSTS-R	61	77875	CST1HD-G	134	77906	CART-60/1500	134	77969	RC30-ESAC	127
77726	PSTS-R	68	77882	SACRKN	126	77907	CART-72/1800	126	77970	RC36-ESAC	127
77726	PSTS-R	73	77882	SACRKN	130	77907	CART-72/1800	130	77971	RC42-ESAC	127
77727	MHPMPK	61	77882	SACRKN	134	77907	CART-72/1800	134	77972	RC48-ESAC	127
77727	MHPMPK	68	77883	SACRH	126	77908	CART2-60/1500	126	77973	RC54-ESAC	127
77727	MHPMPK	73	77883	SACRH	130	77908	CART2-60/1500	130	77974	RC60-ESAC	127
77728	MHPBPK	61	77883	SACRH	134	77908	CART2-60/1500	134	77975	RC72-ESAC	127
77728	MHPBPK	68	77884	SACRHL	126	77909	CART2-72/1800	126	77976	RC60-2ESAC	127
77729	FLCK	253	77884	SACRHL	130	77909	CART2-72/1800	130	77977	RC72-2ESAC	127
77741	SPG-CVR-H	158	77884	SACRHL	134	77909	CART2-72/1800	134	77978	RC84-2ESAC	127
77742	CTS-W	134	77885	SACKRP	126	77910	CART2-84/2100	126	77979	RC96-2ESAC	127
77743	CTS-S	96	77885	SACKRP	130	77910	CART2-84/2100	130	77980	RC120-2ESAC	127
77743	CTS-S	134	77885	SACKRP	134	77910	CART2-84/2100	134	77981	PV24-ESAC	123
77744	CTS-B	134	77886	SACRKT	126	77911	CART2-96/2400	126	77982	PV30-ESAC	123
77745	CTS-G	134	77886	SACRKT	130	77911	CART2-96/2400	130	77983	PV36-ESAC	123
77746	EZP-LS212HT	26	77886	SACRKT	134	77911	CART2-96/2400	134	77984	PV42-ESAC	123
77747	EZP-LS218HT	26	77887	SACPL-24/600	126	77912	CART2-120/3000	126	77985	PV48-ESAC	123
77748	EZP-LS224HT	26	77887	SACPL-24/600	130	77912	CART2-120/3000	130	77986	PV54-ESAC	123
77749	EZP-LS230HT	26	77887	SACPL-24/600	134	77912	CART2-120/3000	134	77987	PV60-ESAC	123
77750	EZP-LS236HT	26	77888	SACPL-30/750	126	77913	PCAP-24/600	126	77988	PV72-ESAC	123
77751	EZP-LS242HT	26	77888	SACPL-30/750	130	77914	PCAP-30/750	126	77989	PV60-2ESAC	123
77752	EZP-LS248HT	26	77888	SACPL-30/750	134	77915	PCAP-36/900	126	77990	PV72-2ESAC	123
77753	EZP-LS254HT	26	77889	SACPL-36/900	126	77916	PCAP-42/1050	126	77991	PV84-2ESAC	123
77754	EZP-LS260HT	26	77889	SACPL-36/900	130	77917	PCAP-48/1200	126	77992	PV96-2ESAC	123
77755	PTS-RHSAA	233	77889	SACPL-36/900	134	77918	PCAP-54/1350	126	77993	PV120-2ESAC	123
77756	PTS-LHSAA	233	77890	SACPL-42/1050	126	77919	PCAP-60/1500	126	77994	RV24-ESAC	127
77757	UST-S	137	77890	SACPL-42/1050	130	77920	PCAP-72/1800	126	77995	RV30-ESAC	127
77768	SACHP2	126	77890	SACPL-42/1050	134	77921	RCAP-24/600	130	77996	RV36-ESAC	127
77768	SACHP2	130	77891	SACPL-48/1200	126	77922	RCAP-30/750	130	77997	RV42-ESAC	127
77768	SACHP2	134	77891	SACPL-48/1200	130	77923	RCAP-36/900	130	77998	RV48-ESAC	127
77840	MHS-24-ESAC	131	77891	SACPL-48/1200	134	77924	RCAP-42/1050	130	77999	RV54-ESAC	127
77841	MHS-30-ESAC	131	77892	SACPL-54/1350	126	77925	RCAP-48/1200	130	78000	RV60-ESAC	127
77842	MHS-36-ESAC	131	77892	SACPL-54/1350	130	77926	RCAP-54/1350	130	78001	RV72-ESAC	127
77843	MHS-42-ESAC	131	77892	SACPL-54/1350	134	77927	RCAP-60/1500	130	78002	RV60-2ESAC	127
77844	MHS-48-ESAC	131	77893	SACPL-60/1500	126	77928	RCAP-72/1800	130	78003	RV72-2ESAC	127
77845	MHS-54-ESAC	131	77893	SACPL-60/1500	130	77929	MHS-CARK-C24/600	132	78004	RV84-2ESAC	127
77846	MHS-60-ESAC	131	77893	SACPL-60/1500	134	77930	MHS-CARK-C30/750	132	78005	RV96-2ESAC	127
77847	MHS-72-ESAC	131	77894	SACPL-72/1800	126	77931	MHS-CARK-C36/900	132	78006	RV120-2ESAC	127

# Index by Item Code

ITEM CODE	ORDERING NUMBER	PAGE	ITEM CODE	ORDERING NUMBER	PAGE	ITEM CODE	ORDERING NUMBER	PAGE	ITEM CODE	ORDERING NUMBER	PAGE
78072	P-CARK-C24/600	124	78425	PP-54	104	78600	MHP-630P	56	78736	MHS-24P	116
78073	P-CARK-C30/750	124	78426	RP-18	107	78601	MHP-636P	56	78737	MHS-30P	116
78074	P-CARK-C36/900	124	78427	RP-24	107	78602	MHP-642P	56	78738	MHS-36P	116
78075	P-CARK-C42/1050	124	78428	RP-30	107	78603	MHP-648P	56	78739	MHS-42P	116
78076	P-CARK-C48/1200	124	78429	RP-36	107	78604	MHP-654P	56	78740	MHS-48P	116
78077	P-CARK-C54/1350	124	78430	RP-42	107	78605	MHP-660P	56	78741	MHS-54P	116
78078	P-CARK-C60/1500	124	78431	RP-48	107	78606	MHP-672P	56	78742	MHS-60P**	116
78079	P-CARK-C72/1800	124	78432	RP-54	107	78607	MHP-684P	56	78743	MHS-72P**	116
78080	P-CARK-V24/600	124	78433	RP-60	107	78608	MHP-696P	56	78744	MHS-84P**	116
78081	P-CARK-V30/750	124	78451	PP-60	104	78609	MHP-1230P	56	78745	MDWS-24P	138
78082	P-CARK-V36/900	124	78453	PV-18	101	78610	MHP-1236P	56	78746	MDWS-30P	138
78083	P-CARK-V42/1050	124	78454	PV-54	101	78611	MHP-1242P	56	78747	MDWS-36P	138
78084	P-CARK-V48/1200	124	78455	PV-60	101	78612	MHP-1248P	56	78748	MDWS-42P	138
78085	P-CARK-V54/1350	124	78462	LSTMPK2-S/S	33	78613	MHP-1254P	56	78749	MDWS-48P	138
78086	P-CARK-V60/1500	124	78471	CRB-W10	16	78614	MHP-1260P	56	78750	MDWS-54P	138
78087	P-CARK-V72/1800	124	78471	CRB-W10	22	78615	MHP-1272P	56	78751	MDWS-60P	138
78088	P-CARK2-C60/1500	124	78471	CRB-W10	37	78616	MHP-1284P	56	78752	MDWS-72P	138
78089	P-CARK2-C72/1800	124	78472	CRB-W16	16	78617	MHP-1296P	56	78753	MDWS-84P	138
78090	P-CARK2-C84/2100	124	78472	CRB-W16	22	78618	MHP-1836P	56	78754	TRB-HT18	45
78091	P-CARK2-C96/2400	124	78472	CRB-W16	37	78619	MHP-1842P	56	78754	TRB-HT18	52
78092	P-CARK2-C120/3000	124	78473	CRB-W22	16	78620	MHP-1848P	56	78755	TRB-HT24	45
78093	P-CARK2-V60/1500	124	78473	CRB-W22	22	78621	MHP-1854P	56	78755	TRB-HT24	52
78094	P-CARK2-V72/1800	124	78473	CRB-W22	37	78622	MHP-1860P	56	78756	TRB-HT30	45
78095	P-CARK2-V84/2100	124	78474	CRB-W28	16	78623	MHP-1872P	56	78756	TRB-HT30	52
78096	P-CARK2-V96/2400	124	78474	CRB-W28	22	78624	MHP-1884P	56	78757	TRB-HT36	45
78097	P-CARK2-V120/3000	124	78474	CRB-W28	37	78625	MHP-1896P	56	78757	TRB-HT36	52
78098	R-CARK-C24/600	128	78475	CRB-W34	16	78669	MHP-2442	55	78758	TRB-HT42	45
78099	R-CARK-C30/750	128	78475	CRB-W34	22	78670	MHP-2448	55	78758	TRB-HT42	52
78100	R-CARK-C36/900	128	78475	CRB-W34	37	78671	MHP-2454	55	78759	TRB-HT48	45
78101	R-CARK-C42/1050	128	78476	CRB-W40	16	78672	MHP-2460	55	78759	TRB-HT48	52
78102	R-CARK-C48/1200	128	78476	CRB-W40	22	78673	MHP-2472	55	78760	TRB-HT54	45
78103	R-CARK-C54/1350	128	78476	CRB-W40	37	78674	MHP-2484	55	78760	TRB-HT54	52
78104	R-CARK-C60/1500	128	78477	CRB-W46	16	78675	MHP-2496	55	78761	TRB-HT60	45
78105	R-CARK-C72/1800	128	78477	CRB-W46	22	78676	MHP-2442P	56	78761	TRB-HT60	52
78106	R-CARK-V24/600	128	78477	CRB-W46	37	78677	MHP-2448P	56	78762	TRB-HT66	45
78107	R-CARK-V30/750	128	78478	CRB-W52	16	78678	MHP-2454P	56	78762	TRB-HT66	52
78108	R-CARK-V36/900	128	78478	CRB-W52	22	78679	MHP-2460P	56	78763	TRB-HT72	45
78109	R-CARK-V42/1050	128	78478	CRB-W52	37	78680	MHP-2472P	56	78763	TRB-HT72	52
78110	R-CARK-V48/1200	128	78479	CRB-W58	16	78681	MHP-2484P	56	78764	TRB-HT78	45
78111	R-CARK-V54/1350	128	78479	CRB-W58	22	78682	MHP-2496P	56	78764	TRB-HT78	52
78112	R-CARK-V60/1500	128	78479	CRB-W58	37	78686	MMPCP96-S/S	48	78765	TRB-HT84	45
78113	R-CARK-V72/1800	128	78488	EZP1T-212	12	78700	ICT6-S/S	122	78765	TRB-HT84	52
78114	R-CARK2-C60/1500	128	78489	EZP1T-218	12	78706	MMP-624P	43	78766	TRB-HT90	45
78115	R-CARK2-C72/1800	128	78490	EZP1T-224	12	78707	MMP-630P	43	78766	TRB-HT90	52
78116	R-CARK2-C84/2100	128	78491	EZP1T-230	12	78708	MMP-636P	43	78767	PTS-WMK	233
78117	R-CARK2-C96/2400	128	78492	EZP1T-236	12	78709	MMP-642P	43	78786	HAR-K	19
78118	R-CARK2-C120/3000	128	78493	EZP1T-242	12	78710	MMP-648P	43	78786	HAR-K	167
78119	R-CARK2-V60/1500	128	78494	EZP1T-248	12	78711	MMP-654P	43	78789	SB4	195
78120	R-CARK2-V72/1800	128	78495	EZP1T-254	12	78712	MMP-660P	43	78789	SB4	198
78121	R-CARK2-V84/2100	128	78496	EZP1T-260	12	78713	MMP-672P	43	78789	SB4	201
78122	R-CARK2-V96/2400	128	78497	EZP1T-272	12	78714	MMP-684P	43	78789	SB4	204
78123	R-CARK2-V120/3000	128	78498	EZP1T-818	12	78715	MMP-1230P	43	78789	SB4	212
78142	STS-G	120	78499	EZP1T-824	12	78716	MMP-1236P	43	78789	SB4	214
78142	STS-G	141	78500	EZP1T-830	12	78717	MMP-1242P	43	78789	SB4	216
78142	STS-G	153	78501	EZP1T-836	12	78718	MMP-1248P	43	78790	SB5	195
78387	CTS-B-S/S	33	78502	EZP1T-842	12	78719	MMP-1254P	43	78790	SB5	198
78402	RV-18	105	78503	EZP1T-848	12	78720	MMP-1260P	43	78790	SB5	201
78403	RV-24	105	78504	EZP1T-854	12	78721	MMP-1272P	43	78790	SB5	204
78404	RV-30	105	78505	EZP1T-860	12	78722	MMP-1284P	43	78790	SB5	212
78405	RV-36	105	78506	EZP1T-872	12	78723	MHCP-24P	69	78790	SB5	214
78406	RV-42	105	78507	EZPTMPK	20	78724	MHCP-30P	69	78790	SB5	216
78407	RV-48	105	78508	EZPTCK	20	78725	MHCP-36P	69	78790	SB5	218
78408	RV-54	105	78509	EZPTCKHD	20	78726	MHCP-42P	69	78790	SB5	220
78409	RV-60	105	78510	EZPTSR	20	78727	MHCP-48P	69	78794	PATHK	44
78414	PP-18	104	78511	EZPTSK	20	78728	MHCP-54P	69	78794	PATHK	51
78415	PV-24	101	78512	EZPTSKHD	20	78729	MHCP-60P	69	78794	PATHK	57
78416	PP-24	104	78591	MHP-1836	55	78730	MHCP-72P	69	78794	PATHK	64
78417	PV-30	101	78592	MHP-1842	55	78731	MHCP-84P	69	78794	PATHK	70
78418	PP-30	104	78593	MHP-1848	55	78732	SAT2PM	121	78794	PATHK	117
78419	PV-36	101	78594	MHP-1854	55	78732	SAT2PM	141	78794	PATHK	139
78420	PP-36	104	78595	MHP-1860	55	78732	SAT2PM	153	78794	PATHK	151
78421	PV-42	101	78596	MHP-1872	55	78733	SAT2AK	120	78801	H-MK2	167
78422	PP-42	104	78597	MHP-1884	55	78733	SAT2AK	121	78808	EST-P-S/S	24
78423	PV-48	101	78598	MHP-1896	55	78733	SAT2AK	141	78809	EST-W-S/S	24
78424	PP-48	104	78599	MHP-624P	56	78733	SAT2AK	153	78810	EST-G-S/S	24

# Index by Item Code

ITEM CODE	ORDERING NUMBER	PAGE	ITEM CODE	ORDERING NUMBER	PAGE	ITEM CODE	ORDERING NUMBER	PAGE	ITEM CODE	ORDERING NUMBER	PAGE
78812	EZP1P12-S/S	24	78908	EZIB54-4M	202	78972	EZWPK-36	201	79011	HDR30	165
78813	EZP1P18-S/S	24	78909	EZIB60-4M	202	78972	EZWPK-36	204	79012	HDR36	165
78814	EZP1P24-S/S	24	78910	EZIB72-4M	202	78973	EZWPK-42	195	79013	HDR42	165
78815	EZP1P30-S/S	24	78911	EZIB24-5M	202	78973	EZWPK-42	198	79014	HDR48	165
78816	EZP1P36-S/S	24	78912	EZIB30-5M	202	78973	EZWPK-42	201	79015	HDR54	165
78817	EZP1P42-S/S	24	78913	EZIB36-5M	202	78973	EZWPK-42	204	79016	HDR60	165
78818	EZP1P48-S/S	24	78914	EZIB42-5M	202	78974	EZWPK-48	195	79017	HDRS72*	165
78819	EZP1P54-S/S	24	78915	EZIB48-5M	202	78974	EZWPK-48	198	79018	HDRS84*	165
78820	EZP1P60-S/S	24	78916	EZIB54-5M	202	78974	EZWPK-48	201	79019	HDRR24	165
78821	EZP1P72-S/S	24	78917	EZIB60-5M	202	78974	EZWPK-48	204	79020	HDRR30	165
78838	CFG-212	21	78918	EZIB72-5M	202	78975	EZWPK-54	195	79021	HDRR36	165
78839	CFG-218	21	78919	CCMK	92	78975	EZWPK-54	198	79022	HDRR42	165
78840	CFG-224	21	78919	CCMK	104	78975	EZWPK-54	201	79023	HDRR48	165
78841	CFG-230	21	78919	CCMK	107	78975	EZWPK-54	204	79024	HDRR54	165
78842	CFG-236	21	78919	CCMK	148	78976	EZWPK-60	195	79025	HDRR60	165
78843	CFG-242	21	78919	CCMK	168	78976	EZWPK-60	198	79026	HDRR72*	165
78844	CFG-248	21	78920	CCMKHD	92	78976	EZWPK-60	201	79027	HDRR84*	165
78845	CFG-254	21	78920	CCMKHD	126	78976	EZWPK-60	204	79033	MMP-696	41
78846	CFG-260	21	78920	CCMKHD	130	78977	EZWPK-72	195	79034	MMP-1296	41
78848	EZP1PL-S/S	24	78920	CCMKHD	168	78977	EZWPK-72	198	79035	MMP-696-S/S	42
78849	ESTAK-EST-S/S	24	78923	EZP1MPK-S/S	24	78977	EZWPK-72	201	79036	MMP-1296-S/S	42
78850	LS-SW-S/S	33	78924	CFG-818	21	78977	EZWPK-72	204	79037	MMP-696P	43
78855	EZSB24-4C	193	78925	CFG-824	21	78978	EZCSK-24	195	79038	MMP-1296P	43
78856	EZSB30-4C	193	78926	CFG-830	21	78978	EZCSK-24	198	79039	QMT-S	47
78857	EZSB36-4C	193	78927	CFG-836	21	78978	EZCSK-24	201	79039	QMT-S	54
78858	EZSB42-4C	193	78928	CFG-842	21	78978	EZCSK-24	204	79039	QMT-S	80
78859	EZSB48-4C	193	78929	CFG-848	21	78979	EZCSK-30	195	79039	QMT-S	87
78860	EZSB54-4C	193	78930	CFG-854	21	78979	EZCSK-30	198	79040	MMP-1896	41
78861	EZSB60-4C	193	78931	CFG-860	21	78979	EZCSK-30	201	79042	SST2HD-G-S/S	122
78862	EZSB72-4C	193	78933	LSTMPK-S/S	33	78979	EZCSK-30	204	79043	MHS-96	114
78863	EZSB24-5C	193	78934	EZP1-212W	15	78980	EZCSK-36	195	79044	MHS-96V	114
78864	EZSB30-5C	193	78935	EZP1-218W	15	78980	EZCSK-36	198	79045	MHS-96R	116
78865	EZSB36-5C	193	78936	EZP1-224W	15	78980	EZCSK-36	201	79046	MHS-96RV	116
78866	EZSB42-5C	193	78937	EZP1-230W	15	78980	EZCSK-36	204	79047	MHS-96P**	116
78867	EZSB48-5C	193	78938	EZP1-236W	15	78981	EZCSK-42	195	79048	MHS-96-S/S	118
78868	EZSB54-5C	193	78939	EZP1-242W	15	78981	EZCSK-42	198	79049	MHS-96V-S/S	118
78869	EZSB60-5C	193	78940	EZP1-248W	15	78981	EZCSK-42	201	79050	MHS-96R-S/S	118
78870	EZSB72-5C	193	78941	EZP1-254W	15	78981	EZCSK-42	204	79051	MHS-96RV-S/S	118
78871	EZSB24-4I	196	78942	EZP1-260W	15	78982	EZCSK-48	195	79052	MHSP-96	120
78872	EZSB30-4I	196	78944	EZBMK-24	201	78982	EZCSK-48	198	79053	MHSP96-S/S	122
78873	EZSB36-4I	196	78944	EZBMK-24	204	78982	EZCSK-48	201	79056	QMTS-S-S/S	48
78874	EZSB42-4I	196	78945	EZBMK-30	201	78982	EZCSK-48	204	79057	STS-G-S/S	122
78875	EZSB48-4I	196	78945	EZBMK-30	204	78983	EZCSK-54	195	79059	QMT-S-S/S	48
78876	EZSB54-4I	196	78946	EZBMK-36	201	78983	EZCSK-54	198	79060	DWP-96	141
78877	EZSB60-4I	196	78946	EZBMK-36	204	78983	EZCSK-54	201	79062	CDWB96	138
78878	EZSB72-4I	196	78947	EZBMK-42	201	78983	EZCSK-54	204	79063	MDWS-96	138
78879	EZSB24-5I	196	78947	EZBMK-42	204	78984	EZCSK-60	195	79064	MDWS-96P	138
78880	EZSB30-5I	196	78948	EZBMK-48	201	78984	EZCSK-60	198	79068	HTTS-HT	88
78881	EZSB36-5I	196	78948	EZBMK-48	204	78984	EZCSK-60	201	79070	SSTHK	120
78882	EZSB42-5I	196	78949	EZBMK-54	201	78984	EZCSK-60	204	79070	SSTHK	134
78883	EZSB48-5I	196	78949	EZBMK-54	204	78985	EZCSK-72	195	79070	SSTHK	141
78884	EZSB54-5I	196	78950	EZBMK-60	201	78985	EZCSK-72	198	79071	SSTHK-S/S	122
78885	EZSB60-5I	196	78950	EZBMK-60	204	78985	EZCSK-72	201	79072	HDRBK-HD	165
78886	EZSB72-5I	196	78951	EZBMK-72	201	78985	EZCSK-72	204	79073	PFS-ESAC	131
78887	EZIB24-4L	199	78951	EZBMK-72	204	78986	MHCP-2BC96	73	79080	LAGGING-TB	264
78888	EZIB30-4L	199	78952	EZRMK	195	78987	H-MK1	167	79091	EZAI-24I	196
78889	EZIB36-4L	199	78953	EZBS-L4	198	78990	HP-18	167	79091	EZAI-24I	205
78890	EZIB42-4L	199	78953	EZBS-L4	201	78991	HP-24	167	79091	EZAI-24I	208
78891	EZIB48-4L	199	78954	EZBS-L5	198	78992	HP-30	167	79092	EZAI-30I	196
78892	EZIB54-4L	199	78954	EZBS-L5	201	78993	HP-36	167	79092	EZAI-30I	205
78893	EZIB60-4L	199	78955	MHCP-96S	69	78994	HP-42	167	79092	EZAI-30I	208
78894	EZIB72-4L	199	78956	MHCP-BPA96	71	78995	HP-48	167	79093	EZAI-36I	196
78895	EZIB24-5L	199	78957	MHCP-BCK96	71	78996	HP-54	167	79093	EZAI-36I	205
78896	EZIB30-5L	199	78958	MHP-CP96	73	78997	HP-60	167	79093	EZAI-36I	208
78897	EZIB36-5L	199	78959	MHCP-96P	69	78998	HP-72	167	79094	EZAI-42I	196
78898	EZIB42-5L	199	78970	EZWPK-24	195	79000	EZAI-24	193	79094	EZAI-42I	205
78899	EZIB48-5L	199	78970	EZWPK-24	198	79001	EZAI-30	193	79094	EZAI-42I	208
78900	EZIB54-5L	199	78970	EZWPK-24	201	79002	EZAI-36	193	79095	EZAI-48I	196
78901	EZIB60-5L	199	78970	EZWPK-24	204	79003	EZAI-42	193	79095	EZAI-48I	205
78902	EZIB72-5L	199	78971	EZWPK-30	195	79004	EZAI-48	193	79095	EZAI-48I	208
78903	EZIB24-4M	202	78971	EZWPK-30	198	79005	EZAI-54	193	79096	EZAI-54I	196
78904	EZIB30-4M	202	78971	EZWPK-30	201	79006	EZAI-60	193	79096	EZAI-54I	205
78905	EZIB36-4M	202	78971	EZWPK-30	204	79007	EZAI-72	193	79096	EZAI-54I	208
78906	EZIB42-4M	202	78972	EZWPK-36	195	79009	HDRBK	165	79097	EZAI-60I	196
78907	EZIB48-4M	202	78972	EZWPK-36	198	79010	HDR24	165	79097	EZAI-60I	205

# Index by Item Code

ITEM CODE	ORDERING NUMBER	PAGE	ITEM CODE	ORDERING NUMBER	PAGE	ITEM CODE	ORDERING NUMBER	PAGE	ITEM CODE	ORDERING NUMBER	PAGE
79097	EZAI-60I	208	79331	HV2-30M	78	79412	CLFR1200/48-12S	263	79516	MBRD-30	144
79098	EZAI-72I	196	79332	HV2-36SS	78	79413	CLFR1360/54.4-12S	263	79516	MBRD-30	145
79098	EZAI-72I	205	79333	HV2-36S	78	79415	CLFR1520/60.8-12S	263	79516	MBRD-30	147
79098	EZAI-72I	208	79334	HV2-36M	78	79418	CLFR1800/72-12S	263	79517	MBRD-36	142
79099	LAGGING-TB2	264	79335	HV2-36L	78	79421	CLFR2100/84-12S	263	79517	MBRD-36	144
79202	USTSCK	137	79336	HV2-42SS	78	79431	MSTHD-W	111	79517	MBRD-36	145
79204	USTSCKHD	137	79337	HV2-42S	78	79431	MSTHD-W	121	79517	MBRD-36	147
79206	USPB2	137	79338	HV2-42M	78	79432	MSTHD-S	111	79518	MBRD-42	142
79207	UHPB2	137	79339	HV2-42L	78	79432	MSTHD-S	121	79518	MBRD-42	144
79224	CCKL	92	79340	HV2-42LL	78	79433	MSTHD-B	111	79518	MBRD-42	145
79224	CCKL	104	79341	HV2-48SS	78	79433	MSTHD-B	121	79518	MBRD-42	147
79224	CCKL	107	79342	HV2-48S	78	79434	MSTDB	108	79519	MBRD-48	142
79224	CCKL	148	79343	HV2-48M	78	79434	MSTDB	111	79519	MBRD-48	144
79224	CCKL	168	79344	HV2-48L	78	79434	MSTDB	115	79519	MBRD-48	145
79225	CCKHDL	92	79345	HV2-48LL	78	79434	MSTDB	121	79519	MBRD-48	147
79225	CCKHDL	126	79346	HV2-54S	78	79434	MSTDB	157	79520	MBRD-54	142
79225	CCKHDL	130	79347	HV2-54M	78	79435	MSTAM	111	79520	MBRD-54	144
79225	CCKHDL	168	79348	HV2-54L	78	79435	MSTAM	121	79520	MBRD-54	145
79228	CCKR	92	79349	HV2-54LL	78	79436	MST-MBL	111	79520	MBRD-54	147
79228	CCKR	104	79350	HV2-60S	78	79436	MST-MBL	121	79521	MBRD-60	142
79228	CCKR	107	79351	HV2-60M	78	79437	MST-MBR	111	79521	MBRD-60	144
79228	CCKR	148	79352	HV2-60L	78	79437	MST-MBR	121	79521	MBRD-60	145
79228	CCKR	168	79353	HV2-60LL	78	79439	MSTCHD	111	79521	MBRD-60	147
79229	CCKHDR	92	79354	HV2-72S	78	79439	MSTCHD	121	79522	MBRD-72	142
79229	CCKHDR	126	79355	HV2-72M	78	79440	MSTBK	111	79522	MBRD-72	144
79229	CCKHDR	130	79356	HV2-72L	78	79440	MSTBK	121	79522	MBRD-72	145
79229	CCKHDR	168	79357	HV2-72LL	78	79441	MSTGT	111	79522	MBRD-72	147
79232	CCKTS	92	79358	H2P18	80	79441	MSTGT	121	79523	MBRD-84	142
79232	CCKTS	104	79359	H2P24	80	79442	MHS-18V-MST	115	79523	MBRD-84	144
79232	CCKTS	107	79360	H2P30	80	79443	MHS-24V-MST	115	79524	MBCMK	144
79232	CCKTS	148	79361	H2P36	80	79444	MHS-30V-MST	115	79525	MBCBC	144
79232	CCKTS	168	79362	H2P42	80	79445	MHS-36V-MST	115	79526	MBCB	144
79233	CCKHDTS	92	79363	H2P48	80	79446	MHS-42V-MST	115	79527	MBADB	144
79233	CCKHDTS	126	79364	H2P54	80	79447	MHS-48V-MST	115	79528	MBCBM	144
79233	CCKHDTS	130	79365	H2P60	80	79448	MHS-54V-MST	115	79529	MBCM-1	144
79233	CCKHDTS	168	79366	H2P72	80	79449	MHS-60V-MST	115	79530	MBCM-2	144
79236	HDRGEK	165	79367	HV2T-S/S	78	79450	MHS-72V-MST	115	79531	MBCTA	144
79299	USTSC	137	79367	HV2T-S/S	80	79451	MSTPMHD	111	79532	MBCBL	144
79299	USTSC	137	79368	HV2PT	78	79451	MSTPMHD	121	79532	MBCBL	147
79300	USTSCHD	137	79368	HV2PT	80	79453	UHVC	80	79533	MBCMCK	144
79300	USTSCHD	137	79369	H2SA6SS	78	79481	RB38BP	172	79534	MBCEC	144
79303	INDR-1212	159	79369	H2SA6SS	80	79481	RB38BP	178	79535	STLP	144
79304	INDR-1218	159	79370	H2SA6S	78	79481	RB38BP	179	79536	MBCDBK	142
79305	INDR-1824	159	79370	H2SA6S	80	79493	SSTLBK	112	79536	MBCDBK	144
79306	INDR-2424	159	79371	H2SA6M	78	79493	SSTLBK	120	79536	MBCDBK	147
79307	INDR-1212S	159	79371	H2SA6M	80	79493	SSTLBK	122	79536	MBCDBK	157
79308	INDR-1218S	159	79372	H2SA6L	78	79493	SSTLBK	141	79571	MFASKHD	239
79309	INDR-1824S	159	79372	H2SA6L	80	79493	SSTLBK	153	79572	YT-W*	94
79310	INDR-2424S	159	79373	H2SA6LL	78	79494	MBC-18	142	79573	YT-P*	94
79311	IDSC-1212	159	79373	H2SA6LL	80	79495	MBC-24	142	79574	YT-C*	94
79312	IDSC-1218	159	79374	H2RC	80	79496	MBC-30	142	79582	SSTHB	112
79313	IDSC-1824	159	79375	HV2SSTS	80	79497	MBC-36	142	79582	SSTHB	120
79314	IDSC-2424	159	79378	MSR2	238	79498	MBC-42	142	79582	SSTHB	141
79315	IDSEAL	159	79378	MSR2	239	79499	MBC-48	142	79582	SSTHB	153
79316	IDHINGE	159	79379	MIB2-1U	207	79500	MBC-54	142	79586	SSTHB-S/S	122
79317	IDLATCH	159	79379	MIB2-1U	210	79501	MBC-60	142	79587	YTP-18/450	96
79318	EZIRMK	198	79380	PMSMK2	238	79502	MBC-72	142	79588	YTP-24/600	96
79319	AWTRK	44	79380	PMSMK2	239	79503	MBC-84	142	79589	YTP-30/750	96
79319	AWTRK	51	79381	MAK2	239	79504	MBDS-18	144	79590	YTP-36/900	96
79319	AWTRK	57	79382	MAKHD2	239	79505	MBDS-24	144	79591	YTP-42/1050	96
79319	AWTRK	64	79383	CLN460/18.4-12S	263	79506	MBDS-30	144	79592	YTP-48/1200	96
79319	AWTRK	70	79384	CLN600/24-12S	263	79507	MBDS-36	144	79593	YTA-18/450	96
79319	AWTRK	117	79385	CLN760/30.4-12S	263	79508	MBDS-42	144	79594	YTA-24/600	96
79319	AWTRK	139	79387	CLN900/36-12S	263	79509	MBDS-48	144	79595	YTA-30/750	96
79319	AWTRK	151	79388	CLN1060/42.4-12S	263	79510	MBDS-54	144	79596	YTA-36/900	96
79320	UPFCC	113	79389	CLN1200/48-12S	263	79511	MBDS-60	144	79597	YTA-42/1050	96
79320	UPFCC	120	79390	CLN1360/54.4-12S	263	79512	MBDS-72	144	79598	YTA-48/1200	96
79323	HV2-18SS	78	79392	CLN1520/60.8-12S	263	79513	MBDS-84	144	79611	YCART-18/450-W	94
79324	HV2-18S	78	79395	CLN1800/72-12S	263	79514	MBRD-18	142	79612	YCART-24/600-W	94
79325	HV2-18M	78	79398	CLN2100/84-12S	263	79514	MBRD-18	144	79613	YCART-30/750-W	94
79326	HV2-24SS	78	79406	CLFR460/18.4-12S	263	79515	MBRD-24	142	79614	YCART-36/900-W	94
79327	HV2-24S	78	79407	CLFR600/24-12S	263	79515	MBRD-24	144	79615	YCART-42/1050-W	94
79328	HV2-24M	78	79408	CLFR760/30.4-12S	263	79515	MBRD-24	145	79616	YCART-48/1200-W	94
79329	HV2-30SS	78	79410	CLFR900/36-12S	263	79515	MBRD-24	147	79617	YCART-18/450-P	94
79330	HV2-30S	78	79411	CLFR1060/42.4-12S	263	79516	MBRD-30	142	79618	YCART-24/600-P	94



# Index by Item Code

ITEM CODE	ORDERING NUMBER	PAGE	ITEM CODE	ORDERING NUMBER	PAGE	ITEM CODE	ORDERING NUMBER	PAGE	ITEM CODE	ORDERING NUMBER	PAGE
79619	YCART-30/750-P	94	79765	YT-18S	93	79840	YSTHD-S	100	79919	MBC-48-575V	142
79620	YCART-36/900-P	94	79766	YT-24S	93	79841	YSTHD-BL	100	79920	MBC-54-575V	142
79621	YCART-42/1050-P	94	79767	YT-30S	93	79842	YSTHD-BK	100	79921	MBC-60-575V	142
79622	YCART-48/1200-P	94	79768	YT-36S	93	79843	YSTMB	96	79922	MBC-72-575V	142
79623	YTAC	96	79769	YT-42S	93	79845	YSTGBK	96	79923	MBC-84-575V	142
79624	MHS-18RMV	115	79770	YT-48S	93	79846	YSTLBK	96	79924	MBCM-575-1	144
79625	MHS-24RMV	115	79771	YTW-18S	93	79847	YSTTBK-W	96	79925	MBCM-575-2	144
79626	MHS-30RMV	115	79772	YTW-24S	93	79848	YSTPMK	96	79936	CBS18SF	150
79627	MHS-36RMV	115	79773	YTW-30S	93	79849	YSTHDMB	97	79937	CBS24SF	150
79628	MHS-42RMV	115	79774	YTW-36S	93	79850	YSTHDDBK	97	79938	CBS30SF	150
79629	MHS-48RMV	115	79775	YTW-42S	93	79850	YSTHDDBK	100	79939	CBS36SF	150
79630	MHS-54RMV	115	79776	YTW-48S	93	79850	YSTHDDBK	157	79940	CBS42SF	150
79631	MHS-60RMV	115	79777	YTHD-TC-36S	97	79851	YSTHDGBK	100	79941	CBS48SF	150
79632	MHS-72RMV	115	79778	YTHD-TC-42S	97	79852	YSTHDLBK	100	79942	CBS54SF	150
79637	FMS-18	108	79779	YTHD-TC-48S	97	79853	YSTHDBK-W	100	79943	CBS60SF	150
79638	FMS-24	108	79780	YTHD-TC-54S	97	79854	YSTPHDMK	100	79944	CBS72SF	150
79639	FMS-30	108	79781	YTHD-TC-60S	97	79855	YSTTBK-B	96	79945	CBS84SF	150
79640	FMS-36	108	79782	YTHD-TC-72S	97	79856	YSTHDBK-B	100	79946	CBS96SF	150
79641	FMS-42	108	79783	YTHD-36S	97	79857	YSTANK	96	79947	CBSBLD18F	150
79642	FMS-48	108	79784	YTHD-42S	97	79858	YSTANKHD	100	79947	CBSBLD18F	156
79643	FMS-54	108	79785	YTHD-48S	97	79861	RBSE-10	177	79948	CBSBLD24F	150
79644	FMS-60	108	79786	YTHD-54S	97	79862	RBSE-16	177	79948	CBSBLD24F	156
79645	FMS-72	108	79787	YTHD-60S	97	79863	RBSE-22	177	79949	CBSBLD30F	150
79646	FMS-18V	108	79788	YTHD-72S	97	79864	RBSE-28	177	79949	CBSBLD30F	156
79647	FMS-24V	108	79789	YTHDW-36S	97	79865	RBSE-34	177	79950	CBSBLD36F	150
79648	FMS-30V	108	79790	YTHDW-42S	97	79866	RBSE-40	177	79950	CBSBLD36F	156
79649	FMS-36V	108	79791	YTHDW-48S	97	79867	RBSE-46	177	79951	CBSBLD42F	150
79650	FMS-42V	108	79792	YTHDW-54S	97	79868	RBSE-52	177	79951	CBSBLD42F	156
79651	FMS-48V	108	79793	YTHDW-60S	97	79869	RBSE-58	177	79952	CBSBLD48F	150
79652	FMS-54V	108	79794	YTHDW-72S	97	79870	RBSE-64	177	79952	CBSBLD48F	156
79653	FMS-60V	108	79795	YSTS-Y	96	79871	RBSE-70	177	79953	CBSBLD54F	150
79654	FMS-72V	108	79796	YSTS-P	96	79874	RRTD6-24	195	79953	CBSBLD54F	156
79665	PTMHD54VR	235	79797	YSTHDS-GR	100	79875	RRTD6-30	195	79954	CBSBLD60F	150
79666	PTMHD60VR	235	79798	YSTHDS-BL	100	79876	RRTD6-36	195	79954	CBSBLD60F	156
79667	PTMHD72VR	235	79799	YTPHD-36/900	100	79877	RRTD6-42	195	79955	CBSBLD72F	150
79668	PTMHD84VR	235	79800	YTPHD-42/1050	100	79878	RRTD6-48	195	79955	CBSBLD72F	156
79669	PTM24VR	235	79801	YTPHD-48/1200	100	79879	RRTD6-54	195	79956	CBSBLD84F	150
79670	PTM30VR	235	79802	YTPHD-54/1350	100	79880	RRTD6-60	195	79956	CBSBLD84F	156
79671	PTM36VR	235	79803	YTPHD-60/1500	100	79881	RRTD6-72	195	79957	CBSBLD96F	150
79672	PTM42VR	235	79804	YTPHD-72/1800	100	79883	RRTID6-24	198	79957	CBSBLD96F	156
79673	PTM48VR	235	79805	YTAHD-36/900	100	79883	RRTID6-24	207	79958	CBS18PF	150
79674	PTM54VR	235	79806	YTAHD-42/1050	100	79884	RRTID6-30	198	79959	CBS24PF	150
79675	PTM60VR	235	79807	YTAHD-48/1200	100	79884	RRTID6-30	207	79960	CBS30PF	150
79676	YT-HDW*	98	79808	YTAHD-54/1350	100	79885	RRTID6-36	198	79961	CBS36PF	150
79677	YT-HDP*	98	79809	YTAHD-60/1500	100	79885	RRTID6-36	207	79962	CBS42PF	150
79699	FMSC	111	79810	YTAHD-72/1800	100	79886	RRTID6-42	198	79963	CBS48PF	150
79699	FMSC	112	79811	YCART-18/450-TC	94	79886	RRTID6-42	207	79964	CBS54PF	150
79728	YT-HDC*	98	79812	YCART-24/600-TC	94	79887	RRTID6-48	198	79965	CBS60PF	150
79738	MHS-24RU	113	79813	YCART-30/750-TC	94	79887	RRTID6-48	207	79966	CBS72PF	150
79739	MHS-30RU	113	79814	YCART-36/900-TC	94	79888	RRTID6-54	198	79967	CBS84PF	150
79740	MHS-36RU	113	79815	YCART-42/1050-TC	94	79888	RRTID6-54	207	79968	CBS96PF	150
79741	MHS-42RU	113	79816	YCART-48/1200-TC	94	79889	RRTID6-60	198	79970	SB2	207
79742	MHS-48RU	113	79817	YCART-36/900-HDP	98	79889	RRTID6-60	207	79970	SB2	210
79743	MHS-54RU	113	79818	YCART-42/1050-HDP	98	79890	RRTID6-72	198	79971	MIB24-2H	208
79744	MHS-60RU	113	79819	YCART-48/1200-HDP	98	79890	RRTID6-72	207	79972	MIB30-2H	208
79745	MHS-72RU	113	79820	YCART-54/1350-HDP	98	79891	JNK-A	19	79973	MIB36-2H	208
79746	MHS-84RU	113	79821	YCART-60/1500-HDP	98	79892	JNK-B	29	79974	MIB42-2H	208
79747	MHS-96RU	113	79822	YCART-72/1800-HDP	98	79893	JNK-C	39	79975	MIB48-2H	208
79748	MHS-18RUV	113	79823	YCART-36/900-HDW	98	79893	JNK-C	47	79976	MIB54-2H	208
79749	MHS-24RUV	113	79824	YCART-42/1050-HDW	98	79893	JNK-C	54	79977	MIB60-2H	208
79750	MHS-30RUV	113	79825	YCART-48/1200-HDW	98	79893	JNK-C	80	79978	MIB72-2H	208
79751	MHS-36RUV	113	79826	YCART-54/1350-HDW	98	79893	JNK-C	87	79979	MSB24-2I	205
79752	MHS-42RUV	113	79827	YCART-60/1500-HDW	98	79893	JNK-C	120	79980	MSB30-2I	205
79753	MHS-48RUV	113	79828	YCART-72/1800-HDW	98	79893	JNK-C	137	79981	MSB36-2I	205
79754	MHS-54RUV	113	79829	YCART-36/900-HDTC	98	79893	JNK-C	141	79982	MSB42-2I	205
79755	MHS-60RUV	113	79830	YCART-42/1050-HDTC	98	79894	JNK-D	61	79983	MSB48-2I	205
79756	MHS-72RUV	113	79831	YCART-48/1200-HDTC	98	79894	JNK-D	68	79984	MSB54-2I	205
79757	MHS-84RUV	113	79832	YCART-54/1350-HDTC	98	79894	JNK-D	73	79985	MSB60-2I	205
79758	MHS-96RUV	113	79833	YCART-60/1500-HDTC	98	79908	MIB2-1UF	207	79986	MSB72-2I	205
79759	YT-TC-18S	93	79834	YCART-72/1800-HDTC	98	79908	MIB2-1UF	210	79987	MSBRMK	207
79760	YT-TC-24S	93	79835	YTACHD	100	79914	MBC-18-575V	142	79988	SB2F	207
79761	YT-TC-30S	93	79836	YST-Y	96	79915	MBC-24-575V	142	79988	SB2F	210
79762	YT-TC-36S	93	79837	YST-P	96	79916	MBC-30-575V	142	79989	SHIM-KITMOD	207
79763	YT-TC-42S	93	79838	YST-S	96	79917	MBC-36-575V	142	79989	SHIM-KITMOD	210
79764	YT-TC-48S	93	79839	YSTHD-GR	100	79918	MBC-42-575V	142	79991	MSB24RMK	205

# Index by Item Code

ITEM CODE	ORDERING NUMBER	PAGE	ITEM CODE	ORDERING NUMBER	PAGE	ITEM CODE	ORDERING NUMBER	PAGE	ITEM CODE	ORDERING NUMBER	PAGE
79992	MSB30RMK	205	90074	RWPREC-660	154	90221	SE6-R42	238	90352	PTEZPB	227
79993	MSB36RMK	205	90075	RWPREC-672	154	90222	SE6-R48	238	90353	PTEZDC	227
79994	MSB42RMK	205	90076	RWPREC-684	154	90223	SE6-R54	238	90358	TRB96	45
79995	MSB48RMK	205	90077	RWPREC-696	154	90224	SE6-R60	238	90358	TRB96	52
79996	MSB54RMK	205	90078	RWPREC-1230	154	90225	SE6-R72	238	90359	TRB102	45
79997	MSB60RMK	205	90079	RWPREC-1236	154	90226	SE6-R84	238	90359	TRB102	52
79998	MSB72RMK	205	90080	RWPREC-1242	154	90227	SE6-T36	238	90360	TRB108	45
90000	AWTPBA	47	90081	RWPREC-1248	154	90228	SE6-T42	238	90360	TRB108	52
90000	AWTPBA	54	90082	RWPREC-1254	154	90229	SE6-T48	238	90361	TRB114	45
90000	AWTPBA	61	90083	RWPREC-1260	154	90230	SE6-T54/VR36	238	90361	TRB114	52
90000	AWTPBA	68	90084	RWPREC-1272	154	90231	SE6-T60/VR42	238	90362	PTMA36T	234
90000	AWTPBA	73	90085	RWPREC-1284	154	90232	SE6-T72/VR48	238	90363	PTMA42T	
90001	PTM24T-S/S	236	90086	RWPREC-1296	154	90233	SE6-T84	238	90364	PTMA48T	234
90002	PTM30T-S/S	236	90087	RWPBLD-18	155	90234	SE6-VR54	238	90365	PTMA54T	234
90003	PTM36T-S/S	236	90088	RWPBLD-24	155	90235	SE6-VR60	238	90366	PTMA60T	234
90004	PTM42T-S/S	236	90089	RWPBLD-30	155	90236	SE6-VR72	238	90367	PTMA36R	234
90005	PTM48T-S/S	236	90090	RWPBLD-36	155	90237	MIB24CSK	207	90368	PTMA42R	234
90006	PTM54T-S/S	236	90091	RWPBLD-42	155	90237	MIB24CSK	210	90369	PTMA48R	234
90007	PTM60T-S/S	236	90092	RWPBLD-48	155	90238	MIB30CSK	207	90370	PTMA54R	234
90008	PTMHD54T-S/S	236	90093	RWPBLD-54	155	90238	MIB30CSK	210	90371	PTMA60R	234
90009	PTMHD60T-S/S	236	90094	RWPBLD-60	155	90239	MIB36CSK	207	90372	PTMA36VR	234
90010	PTMHD72T-S/S	236	90095	RWPBLD-66	155	90239	MIB36CSK	210	90373	PTMA42VR	234
90011	PTMHD84T-S/S	236	90096	RWPBLD-72	155	90240	MIB42CSK	207	90374	PTMA48VR	234
90012	PTM24R-S/S	236	90097	RWPBLD-78	155	90240	MIB42CSK	210	90375	PTMA54VR	234
90013	PTM30R-S/S	236	90098	RWPBLD-84	155	90241	MIB48CSK	207	90376	PTMA60VR	234
90014	PTM36R-S/S	236	90099	RWPBLD-90	155	90241	MIB48CSK	210	90377	PTMAHD54T	234
90015	PTM42R-S/S	236	90100	PTS-DRK	233	90242	MIB54CSK	207	90378	PTMAHD60T	234
90016	PTM48R-S/S	236	90101	CBSBP18F	153	90242	MIB54CSK	210	90379	PTMAHD72T	234
90017	PTM54R-S/S	236	90102	CBSBP24F	153	90243	MIB60CSK	207	90380	PTMAHD84T	234
90018	PTM60R-S/S	236	90103	CBSBP30F	153	90243	MIB60CSK	210	90381	PTMAHD54R	234
90019	PTMHD54R-S/S	236	90104	CBSBP36F	153	90244	MIB72CSK	207	90382	PTMAHD60R	234
90020	PTMHD60R-S/S	236	90105	CBSBP42F	153	90244	MIB72CSK	210	90383	PTMAHD72R	234
90021	PTMHD72R-S/S	236	90106	CBSBP48F	153	90245	MIB24WPK	207	90384	PTMAHD84R	234
90022	PTMHD84R-S/S	236	90107	CBSBP54F	153	90245	MIB24WPK	210	90385	PTMAHD54VR	234
90023	PTM24VR-S/S	236	90108	CBSBP60F	153	90246	MIB30WPK	207	90386	PTMAHD60VR	234
90024	PTM30VR-S/S	236	90109	CBSBP72F	153	90246	MIB30WPK	210	90387	PTMAHD72VR	234
90025	PTM36VR-S/S	236	90110	CBSBP84F	153	90247	MIB36WPK	207	90388	PTMAHD84VR	234
90026	PTM42VR-S/S	236	90111	CBSBP96F	153	90247	MIB36WPK	210	90389	MMP-6108P	43
90027	PTM48VR-S/S	236	90147	MMP-6108	41	90248	MIB42WPK	207	90390	MMP-6120P	43
90028	PTM54VR-S/S	236	90148	MMP-6120	41	90248	MIB42WPK	210	90391	MMP-12108P	43
90029	PTM60VR-S/S	236	90149	MMP-12108	41	90249	MIB48WPK	207	90392	MMP-12120P	43
90030	PTMHD54VR-S/S	236	90150	MMP-12120	41	90249	MIB48WPK	210	90393	MXP-642	74
90031	PTMHD60VR-S/S	236	90151	MHP-6108	55	90250	MIB54WPK	207	90394	MXP-648	74
90032	PTMHD72VR-S/S	236	90152	MHP-6120	55	90250	MIB54WPK	210	90395	MXP-654	74
90033	PTMHD84VR-S/S	236	90153	MHP-12108	55	90251	MIB60WPK	207	90396	MXP-660	74
90034	PTMSD72T-S/S	236	90154	MHP-12120	55	90251	MIB60WPK	210	90397	MXP-672	74
90035	PTMSD84T-S/S	236	90155	MHP-18108	55	90252	MIB72WPK	207	90398	MXP-684	74
90036	PTMSD96T-S/S	236	90156	MHP-18120	55	90252	MIB72WPK	210	90399	MXP-696	74
90037	PTMSD120T-S/S	236	90157	MHP-24108	55	90253	MIB24CPK	210	90400	MXP-6120	74
90038	PTMSD72R-S/S	236	90158	MHP-24120	55	90254	MIB30CPK	210	90409	USB12	74
90039	PTMSD84R-S/S	236	90159	MHP-6108P	56	90255	MIB36CPK	210	90409	USB12	77
90040	PTMSD96R-S/S	236	90160	MHP-6120P	56	90256	MIB42CPK	210	90410	USB6	74
90041	PTMSD120R-S/S	236	90161	MHP-12108P	56	90257	MIB48CPK	210	90410	USB6	77
90042	PTMSD72VR-S/S	236	90162	MHP-12120P	56	90258	MIB54CPK	210	90411	USBP	77
90043	PTMSD84VR-S/S	236	90163	MHP-18108P	56	90259	MIB60CPK	210	90412	USBRRP	77
90044	PTMSD96VR-S/S	236	90164	MHP-18120P	56	90260	MIB72CPK	210	90434	EZCRMK24-48	198
90045	PTMSD120VR-S/S	236	90165	MHP-24108P	56	90261	EZCRMK54-60	198	90435	QMT-ATEX	39
90046	MSR2-S/S	240	90166	MHP-24120P	56	90262	EZCRMK72	198	90537	CBCS18	149
90047	PMSMK2-S/S	240	90169	MHCP-108P	69	90264	ESBK-ATEX	198	90538	CBCS24	149
90048	MAK2-S/S	240	90170	MHCP-120P	69	90265	PTEZ-18	227	90539	CBCS30	149
90049	MAKHD2-S/S	240	90177	MDWS-108P	138	90266	PTEZ-24	227	90540	CBCS36	149
90050	MFASKHD-S/S	240	90185	PTMAFMKT	238	90267	PTEZ-30	227	90541	CBCS42	149
90051	PTMSD72VR	235	90186	PTMAFMKR	238	90268	PTEZ-36	227	90542	CBCS48	149
90052	PTMSD84VR	235	90187	PTMAFMKHDR	238	90269	PTEZ-42	227	90543	CBCS54	149
90053	PTMSD96VR	235	90188	PTMAEKT	238	90270	PTEZ-48	227	90544	CBCS60	149
90054	PTMSD120VR	235	90189	PTMAEKR	238	90283	SKPU-6X1/2X25	246	90554	CBCS72	149
90055	MSRSD-S/S	240	90190	PTMAEKVR	238	90284	SKPU-6X3/4X25	246	90555	CBCS84	149
90056	PMSMKSD-S/S	240	90191	PTMAEKHDT	238	90285	SKPU-8X1/2X25	246	90581	MXP-1242	74
90057	MAKSD-S/S	240	90192	PTMAEKHDR	238	90286	SKPU-8X3/4X25	246	90582	MXP-1248	74
90068	RWPREC-624	154	90193	PTMAEKHDVR	238	90319	SE6-VR84	238	90583	MXP-1254	74
90069	RWPREC-630	154	90194	PTMAAK	238	90326	MMPCP108	47	90584	MXP-1260	74
90070	RWPREC-636	154	90195	PTMAAKHD	238	90326	MMPCP108	61	90585	MXP-1272	74
90071	RWPREC-642	154	90196	PTMAFAASK	238	90327	MMPCP120	47	90586	MXP-1284	74
90072	RWPREC-648	154	90197	PTMAORK	238	90327	MMPCP120	61	90587	MXP-1296	74
90073	RWPREC-654	154	90220	SE6-R36	238	90351	PTEZMB	227	90588	MXP-12120	74

# Index by Item Code

ITEM CODE	ORDERING NUMBER	PAGE	ITEM CODE	ORDERING NUMBER	PAGE	ITEM CODE	ORDERING NUMBER	PAGE	ITEM CODE	ORDERING NUMBER	PAGE
90589	MXPP-642	77	90805	PTEZHD-DCK	227	91258	CRB-UHT40	16	91328	SKPU-12X3/4X50	246
90590	MXPP-648	77	90806	PTEZHD-WRBK	227	91258	CRB-UHT40	37	91329	SKPU-12X1X50	246
90591	MXPP-654	77	90807	PTEZHD-JBBK	227	91259	CRB-UHT46	16	91347	MHP-EPHD-54	54
90592	MXPP-660	77	90814	EST-A-P	19	91259	CRB-UHT46	37	91347	MHP-EPHD-54	68
90593	MXPP-672	77	90815	EST-A-S	19	91260	CRB-UHT52	16	91400	SKPU-DUAL-6X1/2X25	247
90594	MXPP-684	77	90816	EST-A-B	19	91260	CRB-UHT52	37	91401	SKPU-DUAL-6X3/4X25	247
90595	MXPP-696	77	90935	RBQB1-16/400	173	91261	CRB-UHT58	16	91402	SKPU-DUAL-8X1/2X25	247
90596	MXPP-6120	77	90936	RBQB1-18/450	173	91261	CRB-UHT58	37	91403	SKPU-DUAL-8X3/4X25	247
90598	MXPPE	77	90937	RBQB1-22/550	173	91262	CRB-UHT64	16	91404	SKPU-DUAL-6X1/2X50	247
90599	XDSTMPK	77	90938	RBQB1-24/600	173	91262	CRB-UHT64	37	91405	SKPU-DUAL-6X3/4X50	247
90600	XDSTPAK	77	90939	RBQB1-28/700	173	91263	CRB-UHT70	16	91406	SKPU-DUAL-8X1/2X50	247
90601	XDSTS-W	77	90940	RBQB1-30/750	173	91263	CRB-UHT70	37	91407	SKPU-DUAL-8X3/4X50	247
90602	XDSTS-P	77	90941	RBQB1-34/850	173	91264	MSP-UHT224	35	91408	SSTXD-W	112
90603	XDSTS-B	77	90942	RBQB1-36/900	173	91265	MSP-UHT230	35	91408	SSTXD-W	153
90604	XDSTBK-W	77	90943	RBQB1-40/1000	173	91266	MSP-UHT236	35	91408	SSTXD-W	120
90605	XDSTBK-P	77	90944	RBQB1-42/1050	173	91267	MSP-UHT242	35	91408	SSTXD-W	141
90606	XDSTBK-B	77	90945	RBQB1-46/1150	173	91268	MSP-UHT248	35	91409	SSTXD-S	112
90607	MXPPBK	77	90946	RBQB1-48/1200	173	91269	MSP-UHT254	35	91409	SSTXD-S	153
90608	XDSTPSBK	77	90947	RBQB1-52/1300	173	91270	MSP-UHT260	35	91409	SSTXD-S	120
90609	XDSTTAK	77	90948	RBQB1-54/1350	173	91271	MSP-UHT272	35	91409	SSTXD-S	141
90610	XDSTJNK	77	90949	RBQB1-58/1450	173	91272	MSP-UHT824	35	91410	SSTXD-B	112
90611	XDST-W	77	90950	RBQB1-60/1500	173	91273	MSP-UHT830	35	91410	SSTXD-B	153
90612	XDST-P	77	90951	RBQB1-64/1600	173	91274	MSP-UHT836	35	91410	SSTXD-B	120
90613	XDST-B	77	90952	RBQB1-70/1750	173	91275	MSP-UHT842	35	91410	SSTXD-B	141
90614	RBDT-6C	182	90953	RBQB1-72/1800	173	91276	MSP-UHT848	35	91411	SSTXD-G	153
90615	RBDTXHD-13C	183	90954	QB1PCK	173	91277	MSP-UHT854	35	91411	SSTXD-G	120
90616	PTEZHD-42/1050	227	91214	RWPPREC-1836	154	91278	MSP-UHT860	35	91411	SSTXD-G	141
90617	PTEZHD-48/1200	227	91215	RWPPREC-1842	154	91279	MSP-UHT872	35	91412	SSTXDMK	112
90618	PTEZHD-54/1350	227	91216	RWPPREC-1848	154	91280	MSP-UHT1442	35	91412	SSTXDMK	153
90619	PTEZHD-60/1500	227	91217	RWPPREC-1854	154	91281	MSP-UHT1448	35	91412	SSTXDMK	120
90620	PTEZHD-72/1800	227	91218	RWPPREC-1860	154	91282	MSP-UHT1454	35	91412	SSTXDMK	141
90621	PTEZHD-84/2100	227	91219	RWPPREC-1872	154	91283	MSP-UHT1460	35	91414	SATXDNCB	153
90622	MXPP-1242	77	91220	RWPPREC-1884	154	91284	MSP-UHT1472	35	91414	SATXDNCB	121
90623	MXPP-1248	77	91221	RWPPREC-1896	154	91285	QMT-A-P	39	91414	SATXDNCB	141
90624	MXPP-1254	77	91222	SKPU-6X1/2X50	246	91286	QMT-A-W	39	91415	SATXDMK	153
90625	MXPP-1260	77	91223	SKPU-6X3/4X50	246	91288	SKPU-4X3/8X25	246	91415	SATXDMK	121
90626	MXPP-1272	77	91224	SKPU-8X1/2X50	246	91289	SKPU-4X1/2X25	246	91415	SATXDMK	141
90627	MXPP-1284	77	91225	SKPU-8X3/4X50	246	91290	SKPU-4X5/8X25	246	91417	RWSECS-18F	156
90628	MXPP-1296	77	91226	EZP1-UHT212	14	91291	SKPU-4X3/4X25	246	91418	RWSECS-24F	156
90629	MXPP-12120	77	91227	EZP1-UHT218	14	91292	SKPU-4X1X25	246	91419	RWSECS-30F	156
90631	CRDF18	149	91228	EZP1-UHT224	14	91293	SKPU-4X3/8X50	246	91420	RWSECS-36F	156
90632	CRDF24	149	91229	EZP1-UHT230	14	91294	SKPU-4X1/2X50	246	91421	RWSECS-42F	156
90633	CRDF30	149	91230	EZP1-UHT236	14	91295	SKPU-4X5/8X50	246	91422	RWSECS-48F	156
90634	CRDF36	149	91231	EZP1-UHT242	14	91296	SKPU-4X3/4X50	246	91423	RWSECS-54F	156
90635	CRDF42	149	91232	EZP1-UHT248	14	91297	SKPU-4X1X50	246	91424	RWSECS-60F	156
90636	CRDF48	149	91233	EZP1-UHT254	14	91298	SKPU-6X3/8X25	246	91425	RWSECS-72F	156
90637	CRDF54	149	91234	EZP1-UHT260	14	91299	SKPU-6X5/8X25	246	91426	RWSECS-84F	156
90638	CRDF60	149	91235	EZP1-UHT272	14	91300	SKPU-6X1X25	246	91427	RWSECS-96F	156
90639	CRDF72	149	91236	EZP1-UHT818	14	91301	SKPU-6X3/8X50	246	91430	FLXCP	134
90640	CRDF84	149	91237	EZP1-UHT824	14	91302	SKPU-6X5/8X50	246	91431	FLXEP	134
90641	CBC3R	149	91238	EZP1-UHT830	14	91303	SKPU-6X1X50	246	91432	CBSP18	153
90642	MXP-6108	74	91239	EZP1-UHT836	14	91304	SKPU-8X3/8X25	246	91433	CBSP24	153
90643	MXP-12108	74	91240	EZP1-UHT842	14	91305	SKPU-8X5/8X25	246	91434	CBSP30	153
90644	MXPP-6108	77	91241	EZP1-UHT848	14	91306	SKPU-8X1X25	246	91435	CBSP36	153
90645	MXPP-12108	77	91242	EZP1-UHT854	14	91307	SKPU-8X3/8X50	246	91436	CBSP42	153
90646	RBP1R-S	224	91243	EZP1-UHT860	14	91308	SKPU-8X5/8X50	246	91437	CBSP48	153
90647	RBP1R-M	224	91244	EZP1-UHT872	14	91309	SKPU-8X1X50	246	91438	CBSP54	153
90648	RBP1R-L	224	91245	EZP1-UHT1424	14	91310	SKPU-10X3/8X25	246	91439	CBSP60	153
90649	RBP1R-XL	224	91246	EZP1-UHT1430	14	91311	SKPU-10X1/2X25	246	91440	CBSP72	153
90650	RBPRR-S	226	91247	EZP1-UHT1436	14	91312	SKPU-10X5/8X25	246	91441	CBSP84	153
90651	RBPRR-M	226	91248	EZP1-UHT1442	14	91313	SKPU-10X3/4X25	246	91442	CBSP96	153
90652	RBPRR-L	226	91249	EZP1-UHT1448	14	91314	SKPU-10X1X25	246	91495	CBS18SC	150
90653	RBPRR-XL	226	91250	EZP1-UHT1454	14	91315	SKPU-10X3/8X50	246	91496	CBS24SC	150
90762	CBC72	149	91251	EZP1-UHT1460	14	91316	SKPU-10X1/2X50	246	91497	CBS30SC	150
90763	CBC84	149	91252	EZP1-UHT1472	14	91317	SKPU-10X5/8X50	246	91498	CBS36SC	150
90795	PTEZHD-56/1400	227	91253	CRB-UHT10	16	91318	SKPU-10X3/4X50	246	91499	CBS42SC	150
90796	PTEZHD-64/1600	227	91253	CRB-UHT10	37	91319	SKPU-10X1X50	246	91500	CBS48SC	150
90797	PTEZHD-80/2000	227	91254	CRB-UHT16	16	91320	SKPU-12X3/8X25	246	91501	CBS54SC	150
90798	PTEZHD-42/1050-UG	227	91254	CRB-UHT16	37	91321	SKPU-12X1/2X25	246	91502	CBS60SC	150
90799	PTEZHD-48/1200-UG	227	91255	CRB-UHT22	16	91322	SKPU-12X5/8X25	246	91503	CBS72SC	150
90800	PTEZHD-54/1350-UG	227	91255	CRB-UHT22	37	91323	SKPU-12X3/4X25	246	91504	CBS84SC	150
90801	PTEZHD-60/1500-UG	227	91256	CRB-UHT28	16	91324	SKPU-12X1X25	246	91505	CBS96SC	150
90802	PTEZHD-72/1800-UG	227	91256	CRB-UHT28	37	91325	SKPU-12X3/8X50	246	91527	CBSBLD18C	150
90803	PTEZHD-MBK	227	91257	CRB-UHT34	16	91326	SKPU-12X1/2X50	246	91527	CBSBLD18C	156
90804	PTEZHD-PBK	227	91257	CRB-UHT34	37	91327	SKPU-12X5/8X50	246	91528	CBSBLD24C	150



# Index by Item Code

ITEM CODE	ORDERING NUMBER	PAGE	ITEM CODE	ORDERING NUMBER	PAGE	ITEM CODE	ORDERING NUMBER	PAGE	ITEM CODE	ORDERING NUMBER	PAGE
91528	CBSBLD24C	156	91594	MBCM-575-2-S	144	91727	RS-36	242	91833	YSTHD-GR-R	100
91529	CBSBLD30C	150	91653	ES24-4-SN	241	91728	RS-42	242	91834	YSTHD-BL-R	100
91529	CBSBLD30C	156	91654	ES30-4-SN	241	91729	RS-48	242	91835	LA-54	245
91530	CBSBLD36C	150	91655	ES36-4-SN	241	91730	RS-54	242	91836	LA-60	245
91530	CBSBLD36C	156	91656	ES42-4-SN	241	91731	RS-60	242	91837	LA-66	245
91531	CBSBLD42C	150	91657	ES48-4-SN	241	91732	RS-66	242	91838	LA-72	245
91531	CBSBLD42C	156	91658	ES54-4-SN	241	91733	RS-72	242	91839	LA-84	245
91532	CBSBLD48C	150	91659	ES60-4-SN	241	91734	RS-84	242	91840	LA-96	245
91532	CBSBLD48C	156	91660	ES66-4-SN	241	91735	RS-96	242	91841	SL-48	245
91533	CBSBLD54C	150	91661	ES72-4-SN	241	91736	DC-24	242	91841	SL-48	251
91533	CBSBLD54C	156	91662	ES84-4-SN	241	91737	DC-30	242	91842	TL-48	245
91534	CBSBLD60C	150	91663	ES96-4-SN	241	91738	DC-36	242	91842	TL-48	251
91534	CBSBLD60C	156	91664	ES24-4-SF	241	91739	DC-42	242	91865	TRB-UHT18	45
91535	CBSBLD72C	150	91665	ES30-4-SF	241	91740	DC-48	242	91865	TRB-UHT18	52
91535	CBSBLD72C	156	91666	ES36-4-SF	241	91741	DC-54	242	91866	TRB-UHT24	45
91536	CBSBLD84C	150	91667	ES42-4-SF	241	91742	DC-60	242	91866	TRB-UHT24	52
91536	CBSBLD84C	156	91668	ES48-4-SF	241	91743	DC-66	242	91867	TRB-UHT30	45
91537	CBSBLD96C	150	91669	ES54-4-SF	241	91744	DC-72	242	91867	TRB-UHT30	52
91537	CBSBLD96C	156	91670	ES60-4-SF	241	91745	DC-84	242	91868	TRB-UHT36	45
91538	CBSBP18C	153	91671	ES66-4-SF	241	91746	DC-96	242	91868	TRB-UHT36	52
91539	CBSBP24C	153	91672	ES72-4-SF	241	91747	SP-24	242	91869	TRB-UHT42	45
91540	CBSBP30C	153	91673	ES84-4-SF	241	91748	SP-48	242	91869	TRB-UHT42	52
91541	CBSBP36C	153	91674	ES96-4-SF	241	91749	SP-72	242	91870	TRB-UHT48	45
91542	CBSBP42C	153	91675	ES48-4-TN	241	91750	SP-96	242	91870	TRB-UHT48	52
91543	CBSBP48C	153	91676	ES54-4-TN	241	91751	SKC-24	245	91871	TRB-UHT54	45
91544	CBSBP54C	153	91677	ES60-4-TN	241	91752	SKC-30	245	91871	TRB-UHT54	52
91545	CBSBP60C	153	91678	ES66-4-TN	241	91753	SKC-36	245	91872	TRB-UHT60	45
91546	CBSBP72C	153	91679	ES72-4-TN	241	91754	SKC-42	245	91872	TRB-UHT60	52
91547	CBSBP84C	153	91680	ES84-4-TN	241	91755	SKC-48	245	91873	TRB-UHT66	45
91548	CBSBP96C	153	91681	ES96-4-TN	241	91756	SKC-54	245	91873	TRB-UHT66	52
91549	CBS18PC	150	91682	ES48-4-TF	241	91757	SKC-60	245	91874	TRB-UHT72	45
91550	CBS24PC	150	91683	ES54-4-TF	241	91758	SKC-66	245	91874	TRB-UHT72	52
91551	CBS30PC	150	91684	ES60-4-TF	241	91759	SKC-72	245	91875	TRB-UHT78	45
91552	CBS36PC	150	91685	ES66-4-TF	241	91760	SKC-84	245	91875	TRB-UHT78	52
91553	CBS42PC	150	91686	ES72-4-TF	241	91761	SKC-96	245	91876	TRB-UHT84	45
91554	CBS48PC	150	91687	ES84-4-TF	241	91762	LA-24	245	91876	TRB-UHT84	52
91555	CBS54PC	150	91688	ES96-4-TF	241	91763	LA-30	245	91877	TRB-UHT90	45
91556	CBS60PC	150	91689	ES24-8-SN	241	91764	LA-36	245	91877	TRB-UHT90	52
91557	CBS72PC	150	91690	ES30-8-SN	241	91765	LA-42	245	91918	MMPCP48UG	54
91558	CBS84PC	150	91691	ES36-8-SN	241	91766	LA-48	245	91918	MMPCP48UG	68
91559	CBS96PC	150	91692	ES42-8-SN	241	91798	YTR-18S	93	91919	MMPCP54UG	54
91560	RWSECS-18C	156	91693	ES48-8-SN	241	91799	YTR-24S	93	91919	MMPCP54UG	68
91561	RWSECS-24C	156	91694	ES54-8-SN	241	91800	YTR-30S	93	91920	MMPCP60UG	54
91562	RWSECS-30C	156	91695	ES60-8-SN	241	91801	YTR-36S	93	91920	MMPCP60UG	68
91563	RWSECS-36C	156	91696	ES66-8-SN	241	91802	YTR-42S	93	91921	MMPCP72UG	54
91564	RWSECS-42C	156	91697	ES72-8-SN	241	91803	YTR-48S	93	91921	MMPCP72UG	68
91565	RWSECS-48C	156	91698	ES84-8-SN	241	91804	YT-R*	94	91922	MMPCP84UG	54
91566	RWSECS-54C	156	91699	ES96-8-SN	241	91805	YCAR-18/450-R	94	91922	MMPCP84UG	68
91567	RWSECS-60C	156	91700	ES24-8-SF	241	91806	YCAR-24/600-R	94	91923	MMPCP96UG	54
91568	RWSECS-72C	156	91701	ES30-8-SF	241	91807	YCAR-30/750-R	94	91923	MMPCP96UG	68
91569	RWSECS-84C	156	91702	ES36-8-SF	241	91808	YCAR-36/900-R	94	91924	MMPCP108UG	54
91570	RWSECS-96C	156	91703	ES42-8-SF	241	91809	YCAR-42/1050-R	94	91924	MMPCP108UG	68
91571	MBC-18-S	142	91704	ES48-8-SF	241	91810	YCAR-48/1200-R	94	91925	MMPCP120UG	54
91572	MBC-24-S	142	91705	ES54-8-SF	241	91811	YSTGBK-R	96	91925	MMPCP120UG	68
91573	MBC-30-S	142	91706	ES60-8-SF	241	91812	YSTLBK-R	96	91926	MMP-18108	41
91574	MBC-36-S	142	91707	ES66-8-SF	241	91813	YSTBKPU-R	96	91927	MMP-18120	41
91575	MBC-42-S	142	91708	ES72-8-SF	241	91814	YST-Y-R	96	91928	MMP-2442	41
91576	MBC-48-S	142	91709	ES84-8-SF	241	91815	YST-P-R	96	91929	MMP-2448	41
91577	MBC-54-S	142	91710	ES96-8-SF	241	91816	YTHDR-36S	97	91930	MMP-2454	41
91578	MBC-60-S	142	91711	ES48-8-TN	241	91817	YTHDR-42S	97	91931	MMP-2460	41
91579	MBC-72-S	142	91712	ES54-8-TN	241	91818	YTHDR-48S	97	91932	MMP-2472	41
91580	MBC-84-S	142	91713	ES60-8-TN	241	91819	YTHDR-54S	97	91933	MMP-2484	41
91581	MBC-18-575V-S	142	91714	ES66-8-TN	241	91820	YTHDR-60S	97	91934	MMP-2496	41
91582	MBC-24-575V-S	142	91715	ES72-8-TN	241	91821	YTHDR-72S	97	91935	MMP-24108	41
91583	MBC-30-575V-S	142	91716	ES84-8-TN	241	91822	YT-HDR*	98	91936	MMP-24120	41
91584	MBC-36-575V-S	142	91717	ES96-8-TN	241	91823	YCAR-36/900-HDR	98	91943	MMP-648-UG	49
91585	MBC-42-575V-S	142	91718	ES48-8-TF	241	91824	YCAR-42/1050-HDR	98	91944	MMP-654-UG	49
91586	MBC-48-575V-S	142	91719	ES54-8-TF	241	91825	YCAR-48/1200-HDR	98	91945	MMP-660-UG	49
91587	MBC-54-575V-S	142	91720	ES60-8-TF	241	91826	YCAR-54/1350-HDR	98	91946	MMP-672-UG	49
91588	MBC-60-575V-S	142	91721	ES66-8-TF	241	91827	YCAR-60/1500-HDR	98	91947	MMP-684-UG	49
91589	MBC-72-575V-S	142	91722	ES72-8-TF	241	91828	YCAR-72/1800-HDR	98	91948	MMP-696-UG	49
91590	MBC-84-575V-S	142	91723	ES84-8-TF	241	91829	YSTHDBGK-R	100	91949	MMP-6108-UG	49
91591	MBCM-1-S	144	91724	ES96-8-TF	241	91830	YSTHDLBK-R	100	91950	MMP-6120-UG	49
91592	MBCM-2-S	144	91725	RS-24	242	91831	YSTHDBK-BL-R	100	91951	MMP-1248-UG	49
91593	MBCM-575-1-S	144	91726	RS-30	242	91832	YSTHDBK-GR-R	100	91952	MMP-1254-UG	49

# Index by Item Code

ITEM CODE	ORDERING NUMBER	PAGE	ITEM CODE	ORDERING NUMBER	PAGE	ITEM CODE	ORDERING NUMBER	PAGE	ITEM CODE	ORDERING NUMBER	PAGE
91953	MMP-1260-UG	49	92033	MMP-1872P-UG	50	92108	MHP-660P-UG	63	92195	FMS-24V-SSTXD	109
91954	MMP-1272-UG	49	92034	MMP-1884P-UG	50	92109	MHP-672P-UG	63	92196	FMS-30V-SSTXD	109
91955	MMP-1284-UG	49	92035	MMP-1896P-UG	50	92110	MHP-684P-UG	63	92197	FMS-36V-SSTXD	109
91956	MMP-1296-UG	49	92036	MMP-18108P-UG	50	92111	MHP-696P-UG	63	92198	FMS-42V-SSTXD	109
91957	MMP-12108-UG	49	92037	MMP-18120P-UG	50	92112	MHP-6108P-UG	63	92199	FMS-48V-SSTXD	109
91958	MMP-12120-UG	49	92038	MMP-2448P-UG	50	92113	MHP-1248P-UG	63	92200	FMS-54V-SSTXD	109
91959	MMP-1848-UG	49	92039	MMP-2454P-UG	50	92114	MHP-1254P-UG	63	92201	FMS-60V-SSTXD	109
91960	MMP-1854-UG	49	92040	MMP-2460P-UG	50	92115	MHP-1260P-UG	63	92202	FMS-72V-SSTXD	109
91961	MMP-1860-UG	49	92041	MMP-2472P-UG	50	92116	MHP-1272P-UG	63	92698	TRB-HT96	45
91962	MMP-1872-UG	49	92042	MMP-2484P-UG	50	92117	MHP-1284P-UG	63	92698	TRB-HT96	52
91963	MMP-1884-UG	49	92043	MMP-2496P-UG	50	92118	MHP-1296P-UG	63	92704	TRB-HT102	45
91964	MMP-1896-UG	49	92044	MMP-24108P-UG	50	92119	MHP-12108P-UG	63	92704	TRB-HT102	52
91965	MMP-18108-UG	49	92045	MMP-24120P-UG	50	92120	MHP-1848P-UG	63	92710	TRB-HT108	45
91966	MMP-18120-UG	49	92046	MMP-3048P-UG	50	92121	MHP-1854P-UG	63	92710	TRB-HT108	52
91967	MMP-2448-UG	49	92047	MMP-3054P-UG	50	92122	MHP-1860P-UG	63	92716	TRB-HT114	45
91968	MMP-2454-UG	49	92048	MMP-3060P-UG	50	92123	MHP-1872P-UG	63	92716	TRB-HT114	52
91969	MMP-2460-UG	49	92049	MMP-3072P-UG	50	92124	MHP-1884P-UG	63	92782	TRB-UHT96	45
91970	MMP-2472-UG	49	92050	MMP-3084P-UG	50	92125	MHP-1896P-UG	63	92782	TRB-UHT96	52
91971	MMP-2484-UG	49	92051	MMP-3096P-UG	50	92126	MHP-18108P-UG	63	92788	TRB-UHT102	45
91972	MMP-2496-UG	49	92052	MMP-30108P-UG	50	92127	MHP-18120P-UG	63	92788	TRB-UHT102	52
91973	MMP-24108-UG	49	92053	MMP-30120P-UG	50	92128	MHP-2448P-UG	63	92794	TRB-UHT108	45
91974	MMP-24120-UG	49	92054	MMP-3654P-UG	50	92129	MHP-2454P-UG	63	92794	TRB-UHT108	52
91975	MMP-3048-UG	49	92055	MMP-3660P-UG	50	92130	MHP-2460P-UG	63	92800	TRB-UHT114	45
91976	MMP-3054-UG	49	92056	MMP-3672P-UG	50	92131	MHP-2472P-UG	63	92800	TRB-UHT114	52
91977	MMP-3060-UG	49	92057	MMP-3684P-UG	50	92132	MHP-2484P-UG	63	93089	PTS-ASR	233
91978	MMP-3072-UG	49	92058	MMP-3696P-UG	50	92133	MHP-2496P-UG	63	93090	PLS-AHDSR	233
91979	MMP-3084-UG	49	92059	MMP-36108P-UG	50	92134	MHP-24108P-UG	63	93113	SLU-48	251
91980	MMP-3096-UG	49	92060	MMP-36120P-UG	50	92135	MHP-24120P-UG	63	93114	TLU-48	251
91981	MMP-30108-UG	49	92061	MHP-648-UG	62	92136	MHP-3048P-UG	63	93115	SLAWK-48	250
91982	MMP-30120-UG	49	92062	MHP-654-UG	62	92137	MHP-3054P-UG	63	93116	SLUWK-48	250
91983	MMP-3654-UG	49	92063	MHP-660-UG	62	92138	MHP-3060P-UG	63	93117	TLAWK-48	250
91984	MMP-3660-UG	49	92064	MHP-672-UG	62	92139	MHP-3072P-UG	63	93118	TLUWK-48	250
91985	MMP-3672-UG	49	92065	MHP-684-UG	62	92140	MHP-3084P-UG	63	93119	BDBC-24	145
91986	MMP-3684-UG	49	92066	MHP-696-UG	62	92141	MHP-3096P-UG	63	93120	BDBC-30	145
91987	MMP-3696-UG	49	92067	MHP-6108-UG	62	92142	MHP-30108P-UG	63	93121	BDBC-36	145
91988	MMP-36108-UG	49	92068	MHP-1248-UG	62	92143	MHP-30120P-UG	63	93122	BDBC-42	145
91989	MMP-36120-UG	49	92069	MHP-1254-UG	62	92144	MHP-3654P-UG	63	93123	BDBC-48	145
91995	MMP-1836P	43	92070	MHP-1260-UG	62	92145	MHP-3660P-UG	63	93124	BDBC-54	145
91996	MMP-1842P	43	92071	MHP-1272-UG	62	92146	MHP-3672P-UG	63	93125	BDBC-60	145
91997	MMP-1848P	43	92072	MHP-1284-UG	62	92147	MHP-3684P-UG	63	93126	BDBC-72	145
91998	MMP-1854P	43	92073	MHP-1296-UG	62	92148	MHP-3696P-UG	63	93127	BDBC-TMK	147
91999	MMP-1860P	43	92074	MHP-12108-UG	62	92149	MHP-36108P-UG	63	93370	BDBDR-SPACER	147
92000	MMP-1872P	43	92075	MHP-1848-UG	62	92150	MHP-36120P-UG	63	93371	BDBDR-GUARD	147
92001	MMP-1884P	43	92076	MHP-1854-UG	62	92159	DCRR-24	245	93372	BDBCR-B-HW	147
92002	MMP-1896P	43	92077	MHP-1860-UG	62	92160	DCRR-30	245	93373	BDBCR-R-HW	147
92003	MMP-18108P	43	92078	MHP-1872-UG	62	92161	DCRR-36	245	93374	BDBCR-ADJARM	147
92004	MMP-18120P	43	92079	MHP-1884-UG	62	92162	DCRR-42	245	93376	BDBCR-VBELT	147
92005	MMP-2442P	43	92080	MHP-1896-UG	62	92163	DCRR-48	245	93377	BDBCR-HDR-24	147
92006	MMP-2448P	43	92081	MHP-18108-UG	62	92164	DCRR-54	245	93378	BDBCR-HDR-30	147
92007	MMP-2454P	43	92082	MHP-18120-UG	62	92165	DCRR-60	245	93379	BDBCR-HDR-36	147
92008	MMP-2460P	43	92083	MHP-2448-UG	62	92166	DCRR-66	245	93380	BDBCR-HDR-42	147
92009	MMP-2472P	43	92084	MHP-2454-UG	62	92167	DCRR-72	245	93381	BDBCR-HDR-48	147
92010	MMP-2484P	43	92085	MHP-2460-UG	62	92168	DCRR-84	245	93382	BDBCR-HDR-54	147
92011	MMP-2496P	43	92086	MHP-2472-UG	62	92169	DCRR-96	245	93383	BDBCR-HDR-60	147
92012	MMP-24108P	43	92087	MHP-2484-UG	62	92170	RSRR-24	245	93384	BDBCR-HDR-72	147
92013	MMP-24120P	43	92088	MHP-2496-UG	62	92171	RSRR-30	245	93385	BDBCR-BS-24	147
92014	MMP-648P-UG	50	92089	MHP-24108-UG	62	92172	RSRR-36	245	93386	BDBCR-BS-30	147
92015	MMP-654P-UG	50	92090	MHP-24120-UG	62	92173	RSRR-42	245	93387	BDBCR-BS-36	147
92016	MMP-660P-UG	50	92091	MHP-3048-UG	62	92174	RSRR-48	245	93388	BDBCR-BS-42	147
92017	MMP-672P-UG	50	92092	MHP-3054-UG	62	92175	RSRR-54	245	93389	BDBCR-BS-48	147
92018	MMP-684P-UG	50	92093	MHP-3060-UG	62	92176	RSRR-60	245	93390	BDBCR-BS-54	147
92019	MMP-696P-UG	50	92094	MHP-3072-UG	62	92177	RSRR-66	245	93391	BDBCR-BS-60	147
92020	MMP-6108P-UG	50	92095	MHP-3084-UG	62	92178	RSRR-72	245	93392	BDBCR-BS-72	147
92021	MMP-6120P-UG	50	92096	MHP-3096-UG	62	92179	RSRR-84	245	103283	MHP-6120-UG	62
92022	MMP-1248P-UG	50	92097	MHP-30108-UG	62	92180	RSRR-96	245	103366	MHP-6120P-UG	63
92023	MMP-1254P-UG	50	92098	MHP-30120-UG	62	92185	FMS-18-SSTXD	109	103367	MHP-12120-UG	62
92024	MMP-1260P-UG	50	92099	MHP-3654-UG	62	92186	FMS-24-SSTXD	109	103488	MHP-12120P-UG	63
92025	MMP-1272P-UG	50	92100	MHP-3660-UG	62	92187	FMS-30-SSTXD	109	104551	CFC-600	148
92026	MMP-1284P-UG	50	92101	MHP-3672-UG	62	92188	FMS-36-SSTXD	109	104552	CFC-800	148
92027	MMP-1296P-UG	50	92102	MHP-3684-UG	62	92189	FMS-42-SSTXD	109	104553	CFC-1000	148
92028	MMP-12108P-UG	50	92103	MHP-3696-UG	62	92190	FMS-48-SSTXD	109	104554	CFC-1200	148
92029	MMP-12120P-UG	50	92104	MHP-36108-UG	62	92191	FMS-54-SSTXD	109	104555	CFC-1400	148
92030	MMP-1848P-UG	50	92105	MHP-36120-UG	62	92192	FMS-60-SSTXD	109	104556	CFC-1600	148
92031	MMP-1854P-UG	50	92106	MHP-648P-UG	63	92193	FMS-72-SSTXD	109	104587	CFC180	148
92032	MMP-1860P-UG	50	92107	MHP-654P-UG	63	92194	FMS-18V-SSTXD	109	104589	CFCP 600	148

# Index by Item Code

ITEM CODE	ORDERING NUMBER	PAGE	ITEM CODE	ORDERING NUMBER	PAGE	ITEM CODE	ORDERING NUMBER	PAGE	ITEM CODE	ORDERING NUMBER	PAGE
104590	CFCP 800	148	107576	DRXDX-48-535	220	114390	JNK-G	137			
104591	CFCP 1000	148	107578	DRXDX-54-520	220	114404	MCBKSD	239			
104592	CFCP 1200	148	107579	DRXDX-54-535	220	114404	MCBKSD	240			
104593	CFCP 1400	148	107581	DRXDX-60-520	220	114974	METABO-CHGR220	257			
104594	CFCP 1600	148	107582	DRXDX-60-535	220	115010	DRXD-36-520	218			
106063	MXDP-48/1200	188	107584	DRXDX-72-520	220	115011	DRXD-36-535	218			
106064	MXDP-54/1350	188	107585	DRXDX-72-535	220	30001RPR		256			
106065	MXDP-60/1500	188	107587	DRXDX-84-520	220	30002RPR		256			
106066	MXDP-66/1650	188	107588	DRXDX-84-535	220	30018RPR		256			
106067	MXDP-72/1800	188	107590	DRXDX-96-520	220	30019RPR		256			
106068	MXDP-78/1950	188	107591	DRXDX-96-535	220						
106069	MXDP-84/2100	188	107852	MSPBP	39						
106070	MXDP-96/2400	188	107852	MSPBP	40						
106071	MXDP-108/2700	188	107852	MSPBP	141						
106072	MXDP-120/3000	188	108043	CEBC1/CEBC2-DRM	257						
106095	MXDP-MAK	190	108045	CEBC1-CPLGM	257						
106106	MXDPH-48/1200	190	108046	CEBC2-CPLGM	257						
106107	MXDPH-54/1350	190	108047	EBC1-CPLGM	257						
106108	MXDPH-60/1500	190	108048	EBC2-CPLGM	257						
106109	MXDPH-66/1650	190	108228	PACB2-60	44						
106110	MXDPH-72/1800	190	108228	PACB2-60	51						
106111	MXDPH-78/1950	190	108228	PACB2-60	57						
106112	MXDPH-84/2100	190	108228	PACB2-60	64						
106113	MXDPH-96/2400	190	108228	PACB2-60	70						
106114	MXDPH-108/2700	190	108228	PACB2-60	117						
106115	MXDPH-120/3000	190	108228	PACB2-60	139						
106122	MXDPB-48/1200	188	108228	PACB2-60	151						
106122	MXDPB-48/1200	190	108229	PACB2-100	44						
106123	MXDPB-54/1350	188	108229	PACB2-100	51						
106123	MXDPB-54/1350	190	108229	PACB2-100	57						
106124	MXDPB-60/1500	188	108229	PACB2-100	64						
106124	MXDPB-60/1500	190	108229	PACB2-100	70						
106125	MXDPB-66/1650	188	108229	PACB2-100	117						
106125	MXDPB-66/1650	190	108229	PACB2-100	139						
106126	MXDPB-72/1800	188	108229	PACB2-100	151						
106126	MXDPB-72/1800	190	108230	PAT-C-60	44						
106127	MXDPB-78/1950	188	108230	PAT-C-60	51						
106127	MXDPB-78/1950	190	108230	PAT-C-60	57						
106128	MXDPB-84/2100	188	108230	PAT-C-60	64						
106128	MXDPB-84/2100	190	108230	PAT-C-60	70						
106129	MXDPB-96/2400	188	108230	PAT-C-60	117						
106129	MXDPB-96/2400	190	108230	PAT-C-60	139						
106130	MXDPB-108/2700	188	108230	PAT-C-60	151						
106130	MXDPB-108/2700	190	108231	PAT-C-100	44						
106131	MXDPB-120/3000	188	108231	PAT-C-100	51						
106131	MXDPB-120/3000	190	108231	PAT-C-100	57						
106186	900CKK	255	108231	PAT-C-100	64						
106265	MXDP-48/1200-H	188	108231	PAT-C-100	70						
106266	MXDP-54/1350-H	188	108231	PAT-C-100	117						
106267	MXDP-60/1500-H	188	108231	PAT-C-100	139						
106268	MXDP-66/1650-H	188	108231	PAT-C-100	151						
106269	MXDP-72/1800-H	188	108232	PAT-N	44						
106270	MXDP-78/1950-H	188	108232	PAT-N	51						
106271	MXDP-84/2100-H	188	108232	PAT-N	57						
106272	MXDP-96/2400-H	188	108232	PAT-N	64						
106273	MXDP-108/2700-H	188	108232	PAT-N	70						
106274	MXDP-120/3000-H	188	108232	PAT-N	117						
106548	MXDP-MPK	190	108232	PAT-N	139						
106549	MXDP-MK	190	108232	PAT-N	151						
106624	MXCP-SCK	190	108384	CEBC1-DUK	257						
106634	MXDPF-48/1200	190	108385	CEBC2-DUK	257						
106635	MXDPF-54/1350	190	111390	CEBC1/CEBC2-BATMET	257						
106636	MXDPF-60/1500	190	111728	IBS-DX5	220						
106637	MXDPF-66/1650	190	112918	BSB-1	191						
106638	MXDPF-72/1800	190	112919	BSB-2	191						
106639	MXDPF-78/1950	190	112920	BSB-3	191						
106640	MXDPF-84/2100	190	112921	BSB-4	191						
106641	MXDPF-96/2400	190	112922	BSB-5	191						
106642	MXDPF-108/2700	190	112923	BSB-6	191						
106643	MXDPF-120/3000	190	112956	BSB-BRK	191						
107569	DRXDX-36-520	220	112960	BSB-BR	191						
107570	DRXDX-36-535	220	113390	YSTDBK2	93						
107572	DRXDX-42-520	220	113390	YSTDBK2	96						
107573	DRXDX-42-535	220	113390	YSTDBK2	157						
107575	DRXDX-48-520	220	114389	UPBKA	137						

# Index by Ordering Number

ORDERING NUMBER	ITEM CODE	PAGE	ORDERING NUMBER	ITEM CODE	PAGE	ORDERING NUMBER	ITEM CODE	PAGE	ORDERING NUMBER	ITEM CODE	PAGE
900	04140	255	BDBC-48	93123	145	CBC24	76669	149	CBSBLD30F	79949	156
900924	04200	255	BDBC-54	93124	145	CBC30	76670	149	CBSBLD36C	91530	150
900936	04143	255	BDBC-60	93125	145	CBC36	76671	149	CBSBLD36C	91530	156
900948	04144	255	BDBC-72	93126	145	CBC3R	90641	149	CBSBLD36F	79950	150
900960	04145	255	BDBC-TMK	93127	147	CBC42	76672	149	CBSBLD36F	79950	156
900972	04146	255	BDBCR-ADJARM	93374	147	CBC48	76673	149	CBSBLD42C	91531	150
900984	04147	255	BDBCR-B-HW	93372	147	CBC54	76674	149	CBSBLD42C	91531	156
10FRD6.5/21	71014	261	BDBCR-BS-24	93385	147	CBC60	76675	149	CBSBLD42F	79951	150
10FRP6.5/21	71020	261	BDBCR-BS-30	93386	147	CBC72	90762	149	CBSBLD42F	79951	156
10ND6.5/21	71002	261	BDBCR-BS-36	93387	147	CBC84	90763	149	CBSBLD48C	91532	150
10NP6.5/21	71010	261	BDBCR-BS-42	93388	147	CBCS18	90537	149	CBSBLD48C	91532	156
12FRD6.5/21	71016	261	BDBCR-BS-48	93389	147	CBCS24	90538	149	CBSBLD48F	79952	150
12FRDC6.5/21	71159	261	BDBCR-BS-54	93390	147	CBCS30	90539	149	CBSBLD48F	79952	156
12FRP6.5/21	71022	261	BDBCR-BS-60	93391	147	CBCS36	90540	149	CBSBLD54C	91533	150
12ND6.5/21	71004	261	BDBCR-BS-72	93392	147	CBCS42	90541	149	CBSBLD54C	91533	156
12NDC6.5/21	71155	261	BDBCR-HDR-24	93377	147	CBCS48	90542	149	CBSBLD54F	79953	150
12NP6.5/21	71012	261	BDBCR-HDR-30	93378	147	CBCS54	90543	149	CBSBLD54F	79953	156
15FRD6.5/21	71018	261	BDBCR-HDR-36	93379	147	CBCS60	90544	149	CBSBLD60C	91534	150
15FRP6.5/21	71015	261	BDBCR-HDR-42	93380	147	CBCS72	90554	149	CBSBLD60C	91534	156
15ND6.5/21	71006	261	BDBCR-HDR-48	93381	147	CBCS84	90555	149	CBSBLD60F	79954	150
15NP6.5/21	71017	261	BDBCR-HDR-54	93382	147	CBS18PC	91549	150	CBSBLD60F	79954	156
20FRD6.5/21	71019	261	BDBCR-HDR-60	93383	147	CBS18PF	79958	150	CBSBLD72C	91535	150
20FRP6.5/21	72129	261	BDBCR-HDR-72	93384	147	CBS18SC	91495	150	CBSBLD72C	91535	156
20ND6.5/21	71008	261	BDBCR-R-HW	93373	147	CBS18SF	79936	150	CBSBLD72F	79955	150
20NP6.5/21	71021	261	BDBCR-VBELT	93376	147	CBS24PC	91550	150	CBSBLD72F	79955	156
25ND6.5/21	71152	261	BDBDR-GUARD	93371	147	CBS24PF	79959	150	CBSBLD84C	91536	150
25NP6.5/21	71163	261	BDBDR-SPACER	93370	147	CBS24SC	91496	150	CBSBLD84C	91536	156
7.5NLD3.3/11	71077	261	BSB-1	112918	191	CBS24SF	79937	150	CBSBLD84F	79956	150
900CBK	04149	255	BSB-2	112919	191	CBS30PC	91551	150	CBSBLD84F	79956	156
900CKK	106186	255	BSB-3	112920	191	CBS30PF	79960	150	CBSBLD96C	91537	150
ABU	76788	137	BSB-4	112921	191	CBS30SC	91497	150	CBSBLD96C	91537	156
ABU	76788	137	BSB-5	112922	191	CBS30SF	79938	150	CBSBLD96F	79957	150
AWTA	75907	47	BSB-6	112923	191	CBS36PC	91552	150	CBSBLD96F	79957	156
AWTA	75907	54	BSB-BR	112960	191	CBS36PF	79961	150	CBSBP18C	91538	153
AWTA	75907	61	BSB-BRK	112956	191	CBS36SC	91498	150	CBSBP18F	90101	153
AWTA	75907	68	CART-24/600	77900	126	CBS36SF	79939	150	CBSBP24C	91539	153
AWTA	75907	73	CART-24/600	77900	130	CBS42PC	91553	150	CBSBP24F	90102	153
AWTB	75905	47	CART-24/600	77900	134	CBS42PF	79962	150	CBSBP30C	91540	153
AWTB	75905	54	CART-30/750	77901	126	CBS42SC	91499	150	CBSBP30F	90103	153
AWTB	75905	61	CART-30/750	77901	130	CBS42SF	79940	150	CBSBP36C	91541	153
AWTB	75905	68	CART-30/750	77901	134	CBS48PC	91554	150	CBSBP36F	90104	153
AWTB	75905	73	CART-36/900	77902	126	CBS48PF	79963	150	CBSBP42C	91542	153
AWTHK	75909	47	CART-36/900	77902	130	CBS48SC	91500	150	CBSBP42F	90105	153
AWTHK	75909	54	CART-36/900	77902	134	CBS48SF	79941	150	CBSBP48C	91543	153
AWTHK	75909	61	CART-42/1050	77903	126	CBS54PC	91555	150	CBSBP48F	90106	153
AWTHK	75909	68	CART-42/1050	77903	130	CBS54PF	79964	150	CBSBP54C	91544	153
AWTHK	75909	73	CART-42/1050	77903	134	CBS54SC	91501	150	CBSBP54F	90107	153
AWTMB	75906	47	CART-48/1200	77904	126	CBS54SF	79942	150	CBSBP60C	91545	153
AWTMB	75906	54	CART-48/1200	77904	130	CBS60PC	91556	150	CBSBP60F	90108	153
AWTMB	75906	61	CART-48/1200	77904	134	CBS60PF	79965	150	CBSBP72C	91546	153
AWTMB	75906	68	CART-54/1350	77905	126	CBS60SC	91502	150	CBSBP72F	90109	153
AWTMB	75906	73	CART-54/1350	77905	130	CBS60SF	79943	150	CBSBP84C	91547	153
AWTNCB	76069	47	CART-54/1350	77905	134	CBS72PC	91557	150	CBSBP84F	90110	153
AWTNCB	76069	54	CART-60/1500	77906	126	CBS72PF	79966	150	CBSBP96C	91548	153
AWTNCB	76069	61	CART-60/1500	77906	130	CBS72SC	91503	150	CBSBP96F	90111	153
AWTNCB	76069	68	CART-60/1500	77906	134	CBS72SF	79944	150	CBSP18	91432	153
AWTNCB	76069	73	CART-72/1800	77907	126	CBS84PC	91558	150	CBSP24	91433	153
AWTNCB	76069	71	CART-72/1800	77907	130	CBS84PF	79967	150	CBSP30	91434	153
AWTPBA	90000	47	CART-72/1800	77907	134	CBS84SC	91504	150	CBSP36	91435	153
AWTPBA	90000	54	CART2-120/3000	77912	126	CBS84SF	79945	150	CBSP42	91436	153
AWTPBA	90000	61	CART2-120/3000	77912	130	CBS96PC	91559	150	CBSP48	91437	153
AWTPBA	90000	68	CART2-120/3000	77912	134	CBS96PF	79968	150	CBSP54	91438	153
AWTPBA	90000	73	CART2-60/1500	77908	126	CBS96SC	91505	150	CBSP60	91439	153
AWTRK	79319	44	CART2-60/1500	77908	130	CBS96SF	79946	150	CBSP72	91440	153
AWTRK	79319	51	CART2-60/1500	77908	134	CBSBLD18C	91527	150	CBSP84	91441	153
AWTRK	79319	57	CART2-72/1800	77909	126	CBSBLD18C	91527	156	CBSP96	91442	153
AWTRK	79319	64	CART2-72/1800	77909	130	CBSBLD18F	79947	150	CBV-72	74389	184
AWTRK	79319	70	CART2-72/1800	77909	134	CBSBLD18F	79947	156	CBV-84	74390	184
AWTRK	79319	117	CART2-84/2100	77910	126	CBSBLD24C	91528	150	CBV-96	74391	184
AWTRK	79319	139	CART2-84/2100	77910	130	CBSBLD24C	91528	156	CBV-L	73134	184
AWTRK	79319	151	CART2-84/2100	77910	134	CBSBLD24F	79948	150	CBV-M	73133	184
BDBC-24	93119	145	CART2-96/2400	77911	126	CBSBLD24F	79948	156	CBV-S	73132	184
BDBC-30	93120	145	CART2-96/2400	77911	130	CBSBLD30C	91529	150	CBV-XS	73131	184
BDBC-36	93121	145	CART2-96/2400	77911	134	CBSBLD30C	91529	156	CCKHDL	79225	92
BDBC-42	93122	145	CBC18	76668	149	CBSBLD30F	79949	150	CCKHDL	79225	126



# Index by Ordering Number

ORDERING NUMBER	ITEM CODE	PAGE	ORDERING NUMBER	ITEM CODE	PAGE	ORDERING NUMBER	ITEM CODE	PAGE	ORDERING NUMBER	ITEM CODE	PAGE
CCKHDL	79225	130	CFG-260	78846	21	CLN1360/54.4-12	71126	263	CRB-LS16HT	77552	27
CCKHDL	79225	168	CFG-818	78924	21	CLN1360/54.4-12S	79390	263	CRB-LS16HT	77552	31
CCKHDR	79229	92	CFG-824	78925	21	CLN1520/60.8-12	71127	263	CRB-LS16W	77098	27
CCKHDR	79229	126	CFG-830	78926	21	CLN1520/60.8-12S	79392	263	CRB-LS16W	77098	31
CCKHDR	79229	130	CFG-836	78927	21	CLN1800/72-12	71042	263	CRB-LS22	77090	27
CCKHDR	79229	168	CFG-842	78928	21	CLN1800/72-12S	79395	263	CRB-LS22	77090	31
CCKHDTS	79233	92	CFG-848	78929	21	CLN2100/84-12	71044	263	CRB-LS22HT	77553	27
CCKHDTS	79233	126	CFG-854	78930	21	CLN2100/84-12S	79398	263	CRB-LS22HT	77553	31
CCKHDTS	79233	130	CFG-860	78931	21	CLN460/18.4-12	71111	263	CRB-LS22W	77099	27
CCKHDTS	79233	168	CLFR1060/42.4-12	71123	263	CLN460/18.4-12S	79383	263	CRB-LS22W	77099	31
CCKL	79224	92	CLFR1060/42.4-12S	79411	263	CLN600/24-12	71112	263	CRB-LS28	77091	27
CCKL	79224	104	CLFR1200/48-12	71005	263	CLN600/24-12S	79384	263	CRB-LS28	77091	31
CCKL	79224	107	CLFR1200/48-12S	79412	263	CLN760/30.4-12	71113	263	CRB-LS28HT	77554	27
CCKL	79224	148	CLFR1360/54.4-12	A1636	263	CLN760/30.4-12S	79385	263	CRB-LS28HT	77554	31
CCKL	79224	168	CLFR1360/54.4-12S	79413	263	CLN900/36-12	71115	263	CRB-LS28W	77100	27
CCKR	79228	92	CLFR1520/60.8-12	71009	263	CLN900/36-12S	79387	263	CRB-LS28W	77100	31
CCKR	79228	104	CLFR1520/60.8-12S	79415	263	CLSGF-212	77144	30	CRB-LS34	77092	27
CCKR	79228	107	CLFR1800/72-12	71079	263	CLSGF-218	77145	30	CRB-LS34	77092	31
CCKR	79228	148	CLFR1800/72-12S	79418	263	CLSGF-224	77146	30	CRB-LS34HT	77555	27
CCKR	79228	168	CLFR2100/84-12	71082	263	CLSGF-230	77147	30	CRB-LS34HT	77555	31
CCKTS	79232	92	CLFR2100/84-12S	79421	263	CLSGF-236	77148	30	CRB-LS34W	77101	27
CCKTS	79232	104	CLFR460/18.4-12	71118	263	CLSGF-242	77149	30	CRB-LS34W	77101	31
CCKTS	79232	107	CLFR460/18.4-12S	79406	263	CLSGF-248	77150	30	CRB-LS40	77093	27
CCKTS	79232	148	CLFR600/24-12	71119	263	CLSGF-254	77151	30	CRB-LS40	77093	31
CCKTS	79232	168	CLFR600/24-12S	79407	263	CLSGF-260	77152	30	CRB-LS40HT	77556	27
CCMK	78919	92	CLFR760/30.4-12	71120	263	CLSGF-818	77153	30	CRB-LS40HT	77556	31
CCMK	78919	104	CLFR760/30.4-12S	79408	263	CLSGF-824	77154	30	CRB-LS40W	77102	27
CCMK	78919	107	CLFR900/36-12	71122	263	CLSGF-830	77155	30	CRB-LS40W	77102	31
CCMK	78919	148	CLFR900/36-12S	79410	263	CLSGF-836	77156	30	CRB-LS46	77094	27
CCMK	78919	168	CLMFR1050/42-15	61312	262	CLSGF-842	77157	30	CRB-LS46	77094	31
CCMKHD	78920	92	CLMFR1050/42-15S	62067	262	CLSGF-848	77158	30	CRB-LS46HT	77557	27
CCMKHD	78920	126	CLMFR1200/48-15	61313	262	CLSGF-854	77159	30	CRB-LS46HT	77557	31
CCMKHD	78920	130	CLMFR1200/48-15S	62068	262	CLSGF-860	77160	30	CRB-LS46W	77103	27
CCMKHD	78920	168	CLMFR1350/54-15	61314	262	CPB	76692	149	CRB-LS46W	77103	31
CDWB24	75884	138	CLMFR1350/54-15S	62069	262	CRB-HT10	76593	16	CRB-LS52	77095	27
CDWB30	75885	138	CLMFR1500/60-15	61315	262	CRB-HT10	76593	22	CRB-LS52	77095	31
CDWB36	75886	138	CLMFR1500/60-15S	62070	262	CRB-HT10	76593	37	CRB-LS52HT	77558	27
CDWB42	75887	138	CLMFR1800/72-15	61316	262	CRB-HT16	76594	16	CRB-LS52HT	77558	31
CDWB48	75888	138	CLMFR1800/72-15S	62071	262	CRB-HT16	76594	22	CRB-LS52W	77104	27
CDWB54	75889	138	CLMFR2100/84-15	61317	262	CRB-HT16	76594	37	CRB-LS52W	77104	31
CDWB60	75890	138	CLMFR2100/84-15S	62072	262	CRB-HT22	76595	16	CRB-LS58	77096	27
CDWB72	75891	138	CLMFR450/18-15	61308	262	CRB-HT22	76595	22	CRB-LS58	77096	31
CDWB84	76942	138	CLMFR450/18-15S	62063	262	CRB-HT22	76595	37	CRB-LS58HT	77559	27
CDWB96	79062	138	CLMFR6.5/21-15	61319	261	CRB-HT28	76596	16	CRB-LS58HT	77559	31
CEBC1	30018	256	CLMFR600/24-15	61309	262	CRB-HT28	76596	22	CRB-LS58W	77105	27
CEBC1-220	30021	256	CLMFR600/24-15S	62064	262	CRB-HT28	76596	37	CRB-LS58W	77105	31
CEBC1-CPLGM	108045	257	CLMFR750/30-15	61310	262	CRB-HT34	76597	16	CRB-UHT10	91253	16
CEBC1-DUK	108384	257	CLMFR750/30-15S	62065	262	CRB-HT34	76597	22	CRB-UHT10	91253	37
CEBC1/CEBC2-BATMET	111390	257	CLMFR900/36-15	61311	262	CRB-HT34	76597	37	CRB-UHT16	91254	16
CEBC1/CEBC2-DRM	108043	257	CLMFR900/36-15S	62066	262	CRB-HT40	76598	16	CRB-UHT16	91254	37
CEBC2	30019	256	CLMN1050/42-15	61298	262	CRB-HT40	76598	22	CRB-UHT22	91255	16
CEBC2-220	30022	256	CLMN1050/42-15S	62056	262	CRB-HT40	76598	37	CRB-UHT22	91255	37
CEBC2-CPLGM	108046	257	CLMN1200/48-15	61299	262	CRB-HT46	76599	16	CRB-UHT28	91256	16
CEBC2-DUK	108385	257	CLMN1200/48-15S	62057	262	CRB-HT46	76599	22	CRB-UHT28	91256	37
CFC-1000	104553	148	CLMN1350/54-15	61300	262	CRB-HT46	76599	37	CRB-UHT34	91257	16
CFC-1200	104554	148	CLMN1350/54-15S	62058	262	CRB-HT52	76600	16	CRB-UHT34	91257	37
CFC-1400	104555	148	CLMN1500/60-15	61301	262	CRB-HT52	76600	22	CRB-UHT40	91258	16
CFC-1600	104556	148	CLMN1500/60-15S	62059	262	CRB-HT52	76600	37	CRB-UHT40	91258	37
CFC-600	104551	148	CLMN1800/72-15	61302	262	CRB-HT58	76601	16	CRB-UHT46	91259	16
CFC-800	104552	148	CLMN1800/72-15S	62060	262	CRB-HT58	76601	22	CRB-UHT46	91259	37
CFCP 1000	104591	148	CLMN2100/84-15	61303	262	CRB-HT58	76601	37	CRB-UHT52	91260	16
CFCP 1200	104592	148	CLMN2100/84-15S	62061	262	CRB-HT64	76602	16	CRB-UHT52	91260	37
CFCP 1400	104593	148	CLMN450/18-15	61294	262	CRB-HT64	76602	22	CRB-UHT58	91261	16
CFCP 1600	104594	148	CLMN450/18-15S	62052	262	CRB-HT64	76602	37	CRB-UHT58	91261	37
CFCP 600	104589	148	CLMN6.5/21-15	62216	261	CRB-HT70	76603	16	CRB-UHT64	91262	16
CFCP 800	104590	148	CLMN600/24-15	61295	262	CRB-HT70	76603	22	CRB-UHT64	91262	37
CFCS180	104587	148	CLMN600/24-15S	62053	262	CRB-HT70	76603	37	CRB-UHT70	91263	16
CFG-212	78838	21	CLMN750/30-15	61296	262	CRB-LS10	77088	27	CRB-UHT70	91263	37
CFG-218	78839	21	CLMN750/30-15S	62054	262	CRB-LS10	77088	31	CRB-W10	78471	16
CFG-224	78840	21	CLMN900/36-15	61297	262	CRB-LS10HT	77551	27	CRB-W10	78471	22
CFG-230	78841	21	CLMN900/36-15S	62055	262	CRB-LS10HT	77551	31	CRB-W10	78471	37
CFG-236	78842	21	CLN1060/42.4-12	71116	263	CRB-LS10W	77097	27	CRB-W16	78472	16
CFG-242	78843	21	CLN1060/42.4-12S	79388	263	CRB-LS10W	77097	31	CRB-W16	78472	22
CFG-248	78844	21	CLN1200/48-12	71039	263	CRB-LS16	77089	27	CRB-W16	78472	37
CFG-254	78845	21	CLN1200/48-12S	79389	263	CRB-LS16	77089	31	CRB-W22	78473	16

# Index by Ordering Number

ORDERING NUMBER	ITEM CODE	PAGE	ORDERING NUMBER	ITEM CODE	PAGE	ORDERING NUMBER	ITEM CODE	PAGE	ORDERING NUMBER	ITEM CODE	PAGE
CRB-W22	78473	22	CRDF54	90637	149	DRXH-30-420	76881	216	DRXM-42-535	76875	214
CRB-W22	78473	37	CRDF60	90638	149	DRXH-30-435	76897	216	DRXM-48-420	76852	214
CRB-W28	78474	16	CRDF72	90639	149	DRXH-30-520	76889	216	DRXM-48-435	76868	214
CRB-W28	78474	22	CRDF84	90640	149	DRXH-30-535	76905	216	DRXM-48-520	76860	214
CRB-W28	78474	37	CST1HD-B	77874	134	DRXH-36-420	76882	216	DRXM-48-535	76876	214
CRB-W34	78475	16	CST1HD-G	77875	134	DRXH-36-435	76898	216	DRXM-54-420	76853	214
CRB-W34	78475	22	CST1HD-S	77873	134	DRXH-36-520	76890	216	DRXM-54-435	76869	214
CRB-W34	78475	37	CST1HD-W	77872	134	DRXH-36-535	76906	216	DRXM-54-520	76861	214
CRB-W40	78476	16	CSTBK	77037	134	DRXH-42-420	76883	216	DRXM-54-535	76877	214
CRB-W40	78476	22	CSTHDMK	77871	134	DRXH-42-435	76899	216	DRXM-60-420	76854	214
CRB-W40	78476	37	CSTHDPM	77869	134	DRXH-42-520	76891	216	DRXM-60-435	76870	214
CRB-W46	78477	16	CTS-B	77744	134	DRXH-42-535	76907	216	DRXM-60-520	76862	214
CRB-W46	78477	22	CTS-B-S/S	78387	33	DRXH-48-420	76884	216	DRXM-60-535	76878	214
CRB-W46	78477	37	CTS-G	77745	134	DRXH-48-435	76900	216	DRXM-72-420	76855	214
CRB-W52	78478	16	CTS-S	77743	96	DRXH-48-520	76892	216	DRXM-72-435	76871	214
CRB-W52	78478	22	CTS-S	77743	134	DRXH-48-535	76908	216	DRXM-72-520	76863	214
CRB-W52	78478	37	CTS-W	77742	134	DRXH-54-420	76885	216	DRXM-72-535	76879	214
CRB-W58	78479	16	DC-24	91736	242	DRXH-54-435	76901	216	DWP-72	75883	141
CRB-W58	78479	22	DC-30	91737	242	DRXH-54-520	76893	216	DWP-84	76815	141
CRB-W58	78479	37	DC-36	91738	242	DRXH-54-535	76909	216	DWP-96	79060	141
CRB10	75628	16	DC-42	91739	242	DRXH-60-420	76886	216	EBC/CEBC-BK	30024	257
CRB10	75628	22	DC-48	91740	242	DRXH-60-435	76902	216	EBC/CEBC-EB	30007	257
CRB10	75628	37	DC-54	91741	242	DRXH-60-520	76894	216	EBC/CEBC-H	30008	257
CRB10	75628	171	DC-60	91742	242	DRXH-60-535	76910	216	EBC1	30001	256
CRB16	75629	16	DC-66	91743	242	DRXH-72-420	76887	216	EBC1-220	30011	256
CRB16	75629	22	DC-72	91744	242	DRXH-72-435	76903	216	EBC1-220-DR	30013	257
CRB16	75629	37	DC-84	91745	242	DRXH-72-520	76895	216	EBC1-CPLGM	108047	257
CRB16	75629	171	DC-96	91746	242	DRXH-72-535	76911	216	EBC1-DR	30005	257
CRB22	75630	16	DCRR-24	92159	245	DRXL-24-420	76816	212	EBC1/CEBC1-B	30003	257
CRB22	75630	22	DCRR-30	92160	245	DRXL-24-435	76832	212	EBC1/CEBC1-RK	30033	257
CRB22	75630	37	DCRR-36	92161	245	DRXL-24-520	76824	212	EBC2	30002	256
CRB22	75630	171	DCRR-42	92162	245	DRXL-24-535	76840	212	EBC2-220	30012	256
CRB28	75631	16	DCRR-48	92163	245	DRXL-30-420	76817	212	EBC2-220-DR	30014	257
CRB28	75631	22	DCRR-54	92164	245	DRXL-30-435	76833	212	EBC2-CPLGM	108048	257
CRB28	75631	37	DCRR-60	92165	245	DRXL-30-520	76825	212	EBC2-DR	30006	257
CRB28	75631	171	DCRR-66	92166	245	DRXL-30-535	76841	212	EBC2/CEBC2-B	30004	257
CRB34	75632	16	DCRR-72	92167	245	DRXL-36-420	76818	212	EBC2/CEBC2-RK	30034	257
CRB34	75632	22	DCRR-84	92168	245	DRXL-36-435	76834	212	ELT	74774	166
CRB34	75632	37	DCRR-96	92169	245	DRXL-36-520	76826	212	ES24-4-SF	91664	241
CRB34	75632	171	DRXD-36-520	115010	218	DRXL-36-535	76842	212	ES24-4-SN	91653	241
CRB40	75633	16	DRXD-36-535	115011	218	DRXL-42-420	76819	212	ES24-8-SF	91700	241
CRB40	75633	22	DRXD-42-520	76912	218	DRXL-42-435	76835	212	ES24-8-SN	91689	241
CRB40	75633	37	DRXD-42-535	76919	218	DRXL-42-520	76827	212	ES30-4-SF	91665	241
CRB40	75633	171	DRXD-48-520	76913	218	DRXL-42-535	76843	212	ES30-4-SN	91654	241
CRB46	75634	16	DRXD-48-535	76920	218	DRXL-48-420	76820	212	ES30-8-SF	91701	241
CRB46	75634	22	DRXD-54-520	76914	218	DRXL-48-435	76836	212	ES30-8-SN	91690	241
CRB46	75634	37	DRXD-54-535	76921	218	DRXL-48-520	76828	212	ES36-4-SF	91666	241
CRB46	75634	171	DRXD-60-520	76915	218	DRXL-48-535	76844	212	ES36-4-SN	91655	241
CRB52	75635	16	DRXD-60-535	76922	218	DRXL-54-420	76821	212	ES36-8-SF	91702	241
CRB52	75635	22	DRXD-72-520	76916	218	DRXL-54-435	76837	212	ES36-8-SN	91691	241
CRB52	75635	37	DRXD-72-535	76923	218	DRXL-54-520	76829	212	ES42-4-SF	91667	241
CRB52	75635	171	DRXD-84-520	76917	218	DRXL-54-535	76845	212	ES42-4-SN	91656	241
CRB58	75636	16	DRXD-84-535	76924	218	DRXL-60-420	76822	212	ES42-8-SF	91703	241
CRB58	75636	22	DRXD-96-520	76918	218	DRXL-60-435	76838	212	ES42-8-SN	91692	241
CRB58	75636	37	DRXD-96-535	76925	218	DRXL-60-520	76830	212	ES48-4-SF	91668	241
CRB58	75636	171	DRXD-36-520	107569	220	DRXL-60-535	76846	212	ES48-4-SN	91657	241
CRB64	75775	16	DRXD-36-535	107570	220	DRXL-72-420	76823	212	ES48-4-TF	91682	241
CRB64	75775	22	DRXD-42-520	107572	220	DRXL-72-435	76839	212	ES48-4-TN	91675	241
CRB64	75775	37	DRXD-42-535	107573	220	DRXL-72-520	76831	212	ES48-8-SF	91704	241
CRB70	75773	16	DRXD-48-520	107575	220	DRXL-72-535	76847	212	ES48-8-SN	91693	241
CRB70	75773	22	DRXD-48-535	107576	220	DRXM-24-420	76848	214	ES48-8-TF	91718	241
CRB70	75773	37	DRXD-54-520	107578	220	DRXM-24-435	76864	214	ES48-8-TN	91711	241
CRB70	75773	171	DRXD-54-535	107579	220	DRXM-24-520	76856	214	ES54-4-SF	91669	241
CRB76	76940	16	DRXD-60-520	107581	220	DRXM-24-535	76872	214	ES54-4-SN	91658	241
CRB76	76940	22	DRXD-60-535	107582	220	DRXM-30-420	76849	214	ES54-4-TF	91683	241
CRB76	76940	37	DRXD-72-520	107584	220	DRXM-30-435	76865	214	ES54-4-TN	91676	241
CRB82	76941	16	DRXD-72-535	107585	220	DRXM-30-520	76857	214	ES54-8-SF	91705	241
CRB82	76941	22	DRXD-84-520	107587	220	DRXM-30-535	76873	214	ES54-8-SN	91694	241
CRB82	76941	37	DRXD-84-535	107588	220	DRXM-36-420	76850	214	ES54-8-TF	91719	241
CRDF18	90631	149	DRXD-96-520	107590	220	DRXM-36-435	76866	214	ES54-8-TN	91712	241
CRDF24	90632	149	DRXD-96-535	107591	220	DRXM-36-520	76858	214	ES60-4-SF	91670	241
CRDF30	90633	149	DRXH-24-420	76880	216	DRXM-36-535	76874	214	ES60-4-SN	91659	241
CRDF36	90634	149	DRXH-24-435	76896	216	DRXM-42-420	76851	214	ES60-4-TF	91684	241
CRDF42	90635	149	DRXH-24-520	76888	216	DRXM-42-435	76867	214	ES60-4-TN	91677	241
CRDF48	90636	149	DRXH-24-535	76904	216	DRXM-42-520	76859	214	ES60-8-SF	91706	241

# Index by Ordering Number

ORDERING NUMBER	ITEM CODE	PAGE	ORDERING NUMBER	ITEM CODE	PAGE	ORDERING NUMBER	ITEM CODE	PAGE	ORDERING NUMBER	ITEM CODE	PAGE
ES60-8-SN	91695	241	EZAI-48I	79095	205	EZIB30-5L	78896	199	EZP1-836	75782	11
ES60-8-TF	91720	241	EZAI-48I	79095	208	EZIB30-5M	78912	202	EZP1-842	75783	11
ES60-8-TN	91713	241	EZAI-54	79005	193	EZIB36-4L	78889	199	EZP1-848	75784	11
ES66-4-SF	91671	241	EZAI-54I	79096	196	EZIB36-4M	78905	202	EZP1-854	75785	11
ES66-4-SN	91660	241	EZAI-54I	79096	205	EZIB36-5L	78897	199	EZP1-860	75786	11
ES66-4-TF	91685	241	EZAI-54I	79096	208	EZIB36-5M	78913	202	EZP1-872	75774	11
ES66-4-TN	91678	241	EZAI-60	79006	193	EZIB42-4L	78890	199	EZP1-UHT1424	91245	14
ES66-8-SF	91707	241	EZAI-60I	79097	196	EZIB42-4M	78906	202	EZP1-UHT1430	91246	14
ES66-8-SN	91696	241	EZAI-60I	79097	205	EZIB42-5L	78898	199	EZP1-UHT1436	91247	14
ES66-8-TF	91721	241	EZAI-60I	79097	208	EZIB42-5M	78914	202	EZP1-UHT1442	91248	14
ES66-8-TN	91714	241	EZAI-72	79007	193	EZIB48-4L	78891	199	EZP1-UHT1448	91249	14
ES72-4-SF	91672	241	EZAI-72I	79098	196	EZIB48-4M	78907	202	EZP1-UHT1454	91250	14
ES72-4-SN	91661	241	EZAI-72I	79098	205	EZIB48-5L	78899	199	EZP1-UHT1460	91251	14
ES72-4-TF	91686	241	EZAI-72I	79098	208	EZIB48-5M	78915	202	EZP1-UHT1472	91252	14
ES72-4-TN	91679	241	EZBMK-24	78944	201	EZIB54-4L	78892	199	EZP1-UHT212	91226	14
ES72-8-SF	91708	241	EZBMK-24	78944	204	EZIB54-4M	78908	202	EZP1-UHT218	91227	14
ES72-8-SN	91697	241	EZBMK-30	78945	201	EZIB54-5L	78900	199	EZP1-UHT224	91228	14
ES72-8-TF	91722	241	EZBMK-30	78945	204	EZIB54-5M	78916	202	EZP1-UHT230	91229	14
ES72-8-TN	91715	241	EZBMK-36	78946	201	EZIB60-4L	78893	199	EZP1-UHT236	91230	14
ES84-4-SF	91673	241	EZBMK-36	78946	204	EZIB60-4M	78909	202	EZP1-UHT242	91231	14
ES84-4-SN	91662	241	EZBMK-42	78947	201	EZIB60-5L	78901	199	EZP1-UHT248	91232	14
ES84-4-TF	91687	241	EZBMK-42	78947	204	EZIB60-5M	78917	202	EZP1-UHT254	91233	14
ES84-4-TN	91680	241	EZBMK-48	78948	201	EZIB72-4L	78894	199	EZP1-UHT260	91234	14
ES84-8-SF	91709	241	EZBMK-48	78948	204	EZIB72-4M	78910	202	EZP1-UHT272	91235	14
ES84-8-SN	91698	241	EZBMK-54	78949	201	EZIB72-5L	78902	199	EZP1-UHT818	91236	14
ES84-8-TF	91723	241	EZBMK-54	78949	204	EZIB72-5M	78918	202	EZP1-UHT824	91237	14
ES84-8-TN	91716	241	EZBMK-60	78950	201	EZIRMK	79318	198	EZP1-UHT830	91238	14
ES96-4-SF	91674	241	EZBMK-60	78950	204	EZP-LS212	77127	25	EZP1-UHT836	91239	14
ES96-4-SN	91663	241	EZBMK-72	78951	201	EZP-LS212HT	77746	26	EZP1-UHT842	91240	14
ES96-4-TF	91688	241	EZBMK-72	78951	204	EZP-LS218	77128	25	EZP1-UHT848	91241	14
ES96-4-TN	91681	241	EZBS-L4	78953	198	EZP-LS218HT	77747	26	EZP1-UHT854	91242	14
ES96-8-SF	91710	241	EZBS-L4	78953	201	EZP-LS224	77129	25	EZP1-UHT860	91243	14
ES96-8-SN	91699	241	EZBS-L5	78954	198	EZP-LS224HT	77748	26	EZP1-UHT872	91244	14
ES96-8-TF	91724	241	EZBS-L5	78954	201	EZP-LS230	77130	25	EZP1BP	75642	19
ES96-8-TN	91717	241	EZCRMK24-48	90434	198	EZP-LS230HT	77749	26	EZP1BP	75642	20
ESBK-ATEX	90264	19	EZCRMK54-60	90261	198	EZP-LS236	77131	25	EZP1BP	75642	171
ESBK-B	76411	19	EZCRMK72	90262	198	EZP-LS236HT	77750	26	EZP1BP	75642	175
ESBK-PS	76410	19	EZCSK-24	78978	195	EZP-LS242	77132	25	EZP1BP	75642	176
ESBK-PS	76410	137	EZCSK-24	78978	198	EZP-LS242HT	77751	26	EZP1MPK	75637	19
ESPBK	76408	19	EZCSK-24	78978	201	EZP-LS248	77133	25	EZP1MPK-S/S	78923	24
ESPRK	76409	19	EZCSK-24	78978	204	EZP-LS248HT	77752	26	EZP10TK1	76418	19
ESPSBK	76407	19	EZCSK-30	78979	195	EZP-LS254	77134	25	EZP10TK2	76419	19
ESS-B	76413	19	EZCSK-30	78979	198	EZP-LS254HT	77753	26	EZP1P12	75619	19
ESS-S	76412	19	EZCSK-30	78979	201	EZP-LS260	77135	25	EZP1P12	75619	20
ESS-S	76412	137	EZCSK-30	78979	204	EZP-LS260HT	77754	26	EZP1P12-S/S	78812	24
EST-A-B	90816	19	EZCSK-36	78980	195	EZP-LS818	77136	25	EZP1P18	75620	19
EST-A-P	90814	19	EZCSK-36	78980	198	EZP-LS824	77137	25	EZP1P18	75620	20
EST-A-S	90815	19	EZCSK-36	78980	201	EZP-LS830	77138	25	EZP1P18-S/S	78813	24
EST-B	76405	19	EZCSK-36	78980	204	EZP-LS836	77139	25	EZP1P24	75621	19
EST-G-S/S	78810	24	EZCSK-42	78981	195	EZP-LS842	77140	25	EZP1P24	75621	20
EST-P	76403	19	EZCSK-42	78981	198	EZP-LS848	77141	25	EZP1P24-S/S	78814	24
EST-P-S/S	78808	24	EZCSK-42	78981	201	EZP-LS854	77142	25	EZP1P30	75622	19
EST-S	76404	19	EZCSK-42	78981	204	EZP-LS860	77143	25	EZP1P30	75622	20
EST-W-S/S	78809	24	EZCSK-48	78982	195	EZP1-212	75610	11	EZP1P30-S/S	78815	24
ESTAK-EST	76406	19	EZCSK-48	78982	198	EZP1-212W	78934	15	EZP1P36	75623	19
ESTAK-EST	76406	137	EZCSK-48	78982	201	EZP1-218	75611	11	EZP1P36	75623	20
ESTAK-EST-S/S	78849	24	EZCSK-48	78982	204	EZP1-218W	78935	15	EZP1P36-S/S	78816	24
EZAI-24	79000	193	EZCSK-54	78983	195	EZP1-224	75612	11	EZP1P42	75624	19
EZAI-24I	79091	196	EZCSK-54	78983	198	EZP1-224W	78936	15	EZP1P42	75624	20
EZAI-24I	79091	205	EZCSK-54	78983	201	EZP1-230	75613	11	EZP1P42-S/S	78817	24
EZAI-24I	79091	208	EZCSK-54	78983	204	EZP1-230W	78937	15	EZP1P48	75625	19
EZAI-30	79001	193	EZCSK-60	78984	195	EZP1-236	75614	11	EZP1P48	75625	20
EZAI-30I	79092	196	EZCSK-60	78984	198	EZP1-236W	78938	15	EZP1P48-S/S	78818	24
EZAI-30I	79092	205	EZCSK-60	78984	201	EZP1-242	75615	11	EZP1P54	75626	19
EZAI-30I	79092	208	EZCSK-60	78984	204	EZP1-242W	78939	15	EZP1P54	75626	20
EZAI-36	79002	193	EZCSK-72	78985	195	EZP1-248	75616	11	EZP1P54-S/S	78819	24
EZAI-36I	79093	196	EZCSK-72	78985	198	EZP1-248W	78940	15	EZP1P60	75627	19
EZAI-36I	79093	205	EZCSK-72	78985	201	EZP1-254	75617	11	EZP1P60	75627	20
EZAI-36I	79093	208	EZCSK-72	78985	204	EZP1-254W	78941	15	EZP1P60-S/S	78820	24
EZAI-42	79003	193	EZIB24-4L	78887	199	EZP1-260	75618	11	EZP1P72	75772	19
EZAI-42I	79094	196	EZIB24-4M	78903	202	EZP1-260W	78942	15	EZP1P72	75772	20
EZAI-42I	79094	205	EZIB24-5L	78895	199	EZP1-272	75771	11	EZP1P72-S/S	78821	24
EZAI-42I	79094	208	EZIB24-5M	78911	202	EZP1-818	75779	11	EZP1PL	75641	19
EZAI-48	79004	193	EZIB30-4L	78888	199	EZP1-824	75780	11	EZP1PL	75641	20
EZAI-48I	79095	196	EZIB30-4M	78904	202	EZP1-830	75781	11	EZP1PL	75641	167



# Index by Ordering Number

ORDERING NUMBER	ITEM CODE	PAGE	ORDERING NUMBER	ITEM CODE	PAGE	ORDERING NUMBER	ITEM CODE	PAGE	ORDERING NUMBER	ITEM CODE	PAGE
EZP1PL-S/S	78848	24	EZSB36-5I	78881	196	FLELK-XL	76986	254	H2SA6SS	79369	78
EZP1T-212	78488	12	EZSB42-4C	78858	193	FLELP	76474	254	H2SA6SS	79369	80
EZP1T-218	78489	12	EZSB42-4I	78874	196	FLM-PC	71140	249	H78P18	76110	87
EZP1T-224	78490	12	EZSB42-5C	78866	193	FLRLB-L	76481	254	H78P24	76111	87
EZP1T-230	78491	12	EZSB42-5I	78882	196	FLRLB-M	76482	254	H78P30	76112	87
EZP1T-236	78492	12	EZSB48-4C	78859	193	FLRP	76478	254	H78P36	76113	87
EZP1T-242	78493	12	EZSB48-4I	78875	196	FLSC-I	71052	249	H78P42	76114	87
EZP1T-248	78494	12	EZSB48-5C	78867	193	FLSC-I-50	71054	249	H78P48	76115	87
EZP1T-254	78495	12	EZSB48-5I	78883	196	FLSC-ISS	75778	249	H78P54	76116	87
EZP1T-260	78496	12	EZSB54-4C	78860	193	FLSCM-I	71055	249	H78P60	76117	87
EZP1T-272	78497	12	EZSB54-4I	78876	196	FLSCM-I-50	71100	249	H78P72	76118	87
EZP1T-818	78498	12	EZSB54-5C	78868	193	FLTW-L	76477	254	HAR-K	78786	19
EZP1T-824	78499	12	EZSB54-5I	78884	196	FLTW-M	76476	254	HAR-K	78786	167
EZP1T-830	78500	12	EZSB60-4C	78861	193	FLTW-XL	76985	254	HBTK	74776	167
EZP1T-836	78501	12	EZSB60-4I	78877	196	FLVRL-XL	76984	254	HDARK	74550	167
EZP1T-842	78502	12	EZSB60-5C	78869	193	FLXCP	91430	134	HDR24	79010	165
EZP1T-848	78503	12	EZSB60-5I	78885	196	FLXEP	91431	134	HDR30	79011	165
EZP1T-854	78504	12	EZSB72-4C	78862	193	FMS-18	79637	108	HDR36	79012	165
EZP1T-860	78505	12	EZSB72-4I	78878	196	FMS-18-SSTXD	92185	109	HDR42	79013	165
EZP1T-872	78506	12	EZSB72-5C	78870	193	FMS-18V	79646	108	HDR48	79014	165
EZPTBT	77384	20	EZSB72-5I	78886	196	FMS-18V-SSTXD	92194	109	HDR54	79015	165
EZPTBTHD	77385	20	EZWPK-24	78970	195	FMS-24	79638	108	HDR60	79016	165
EZPTCK	78508	20	EZWPK-24	78970	198	FMS-24-SSTXD	92186	109	HDRBK	79009	165
EZPTCKHD	78509	20	EZWPK-24	78970	201	FMS-24V	79647	108	HDRBK-HD	79072	165
EZPTMPK	78507	20	EZWPK-24	78970	204	FMS-24V-SSTXD	92195	109	HDRGEK	79236	165
EZPTSK	78511	20	EZWPK-30	78971	195	FMS-30	79639	108	HDRR24	79019	165
EZPTSKHD	78512	20	EZWPK-30	78971	198	FMS-30-SSTXD	92187	109	HDRR30	79020	165
EZPTSR	78510	20	EZWPK-30	78971	201	FMS-30V	79648	108	HDRR36	79021	165
EZRMK	78952	195	EZWPK-30	78971	204	FMS-30V-SSTXD	92196	109	HDRR42	79022	165
EZS2-18	75643	89	EZWPK-36	78972	195	FMS-36	79640	108	HDRR48	79023	165
EZS2-24	75644	89	EZWPK-36	78972	198	FMS-36-SSTXD	92188	109	HDRR54	79024	165
EZS2-30	75645	89	EZWPK-36	78972	201	FMS-36V	79649	108	HDRR60	79025	165
EZS2-36	75646	89	EZWPK-36	78972	204	FMS-36V-SSTXD	92197	109	HDRRS72*	79026	165
EZS2-42	75647	89	EZWPK-42	78973	195	FMS-42	79641	108	HDRRS84*	79027	165
EZS2-48	75648	89	EZWPK-42	78973	198	FMS-42-SSTXD	92189	109	HDRS72*	79017	165
EZS2-54	75649	89	EZWPK-42	78973	201	FMS-42V	79650	108	HDRS84*	79018	165
EZS2-60	75650	89	EZWPK-42	78973	204	FMS-42V-SSTXD	92198	109	HDT5	74502	19
EZS2-72	75651	89	EZWPK-48	78974	195	FMS-48	79642	108	HDT5	74502	137
EZS2MBK	75666	92	EZWPK-48	78974	198	FMS-48-SSTXD	92190	109	HDT5	74502	167
EZS2MBK	75666	104	EZWPK-48	78974	201	FMS-48V	79651	108	HFC2	75901	87
EZS2MBK	75666	107	EZWPK-48	78974	204	FMS-48V-SSTXD	92199	109	HFC2	75901	167
EZS2MBK	75666	126	EZWPK-54	78975	195	FMS-54	79643	108	HOBK	76399	80
EZS2MBK	75666	130	EZWPK-54	78975	198	FMS-54-SSTXD	92191	109	HOBK	76399	87
EZS2MBK	75666	148	EZWPK-54	78975	201	FMS-54V	79652	108	HP-18	78990	167
EZS2MBK	75666	149	EZWPK-54	78975	204	FMS-54V-SSTXD	92200	109	HP-24	78991	167
EZS2MBK	75666	168	EZWPK-60	78976	195	FMS-60	79644	108	HP-30	78992	167
EZS2P18	75652	92	EZWPK-60	78976	198	FMS-60-SSTXD	92192	109	HP-36	78993	167
EZS2P18	75652	168	EZWPK-60	78976	201	FMS-60V	79653	108	HP-42	78994	167
EZS2P24	75653	92	EZWPK-60	78976	204	FMS-60V-SSTXD	92201	109	HP-48	78995	167
EZS2P24	75653	168	EZWPK-72	78977	195	FMS-72	79645	108	HP-54	78996	167
EZS2P30	75654	92	EZWPK-72	78977	198	FMS-72-SSTXD	92193	109	HP-60	78997	167
EZS2P30	75654	168	EZWPK-72	78977	201	FMS-72V	79654	108	HP-72	78998	167
EZS2P36	75655	92	EZWPK-72	78977	204	FMS-72V-SSTXD	92202	109	HPS8	73050	167
EZS2P36	75655	168	FFCK	75661	92	FMSC	79699	111	HSA8L	73063	83
EZS2P42	75656	92	FL-ACT	70186	264	FMSC	79699	112	HSA8L	73063	85
EZS2P42	75656	168	FL-ADH-0.8	75017	264	H-MK1	78987	167	HSA8L	73063	87
EZS2P48	75657	92	FL-CP-I	71141	249	H-MK2	78801	167	HSA8L	73063	167
EZS2P48	75657	168	FL-CP-I	71141	249	H2P18	79358	80	HSA8LL	73064	83
EZS2P54	75658	92	FL-CP-ISS	71164	249	H2P24	79359	80	HSA8LL	73064	85
EZS2P54	75658	168	FL-L	76470	253	H2P30	79360	80	HSA8LL	73064	87
EZS2P60	75659	92	FL-M	76469	253	H2P36	79361	80	HSA8LL	73064	167
EZS2P60	75659	168	FL-PC-I	71057	249	H2P42	79362	80	HSA8M	73049	83
EZS2P72	75660	92	FL-PC-ISS	71168	249	H2P48	79363	80	HSA8M	73049	85
EZS2P72	75660	168	FL-PKIT-ML	77250	254	H2P54	79364	80	HSA8M	73049	87
EZSB24-4C	78855	193	FL-PKIT-XL	77251	254	H2P60	79365	80	HSA8M	73049	88
EZSB24-4I	78871	196	FL-PR-0.75	70189	264	H2P72	79366	80	HSA8M	73049	167
EZSB24-5C	78863	193	FL-RBI	71060	249	H2RC	79374	80	HSA8S	73048	83
EZSB24-5I	78879	196	FL-RBI	71060	249	H2SA6L	79372	78	HSA8S	73048	85
EZSB30-4C	78856	193	FL-RPI	71058	249	H2SA6L	79372	80	HSA8S	73048	88
EZSB30-4I	78872	196	FL-RPI	71058	249	H2SA6LL	79373	78	HSA8S	73048	167
EZSB30-5C	78864	193	FL-XL	76983	253	H2SA6LL	79373	80	HSA8S	73048	87
EZSB30-5I	78880	196	FLCK	77729	253	H2SA6M	79371	78	HSA8SS	73047	83
EZSB36-4C	78857	193	FLCP	76479	254	H2SA6M	79371	80	HSA8SS	73047	85
EZSB36-4I	78873	196	FLEL-L	76473	254	H2SA6S	79370	78	HSA8SS	73047	87
EZSB36-5C	78865	193	FLEL-M	76472	254	H2SA6S	79370	80	HSA8SS	73047	88

# Index by Ordering Number

ORDERING NUMBER	ITEM CODE	PAGE	ORDERING NUMBER	ITEM CODE	PAGE	ORDERING NUMBER	ITEM CODE	PAGE	ORDERING NUMBER	ITEM CODE	PAGE
HSA8SS	73047	167	HV-72L	76265	83	HVPT	73631	85	IB5	76927	216
HSA8SSS	75565	167	HV-72LL	76266	83	HVPT	73631	87	IB5	76927	218
HSSCS	74772	87	HV-72M	76264	83	HVPT	73631	167	IB5	76927	220
HSSCS	74772	167	HV-72S	76109	83	HVSK	74304	87	IB5-1U	76966	222
HSSTS	74771	87	HV2-18M	79325	78	HVT8-S/S	75419	83	IBBK	76928	195
HSSTS	74771	167	HV2-18S	79324	78	HVT8-S/S	75419	87	IBBK	76928	198
HTF212	76658	13	HV2-18SS	79323	78	HVT8-S/S	75419	88	IBBK	76928	201
HTF218	76659	13	HV2-24M	79328	78	HVT8-S/S	75419	167	IBBK	76928	204
HTF224	76660	13	HV2-24S	79327	78	HW-BC	74100	166	IBBK	76928	212
HTF230	76661	13	HV2-24SS	79326	78	HW-IMPB	76939	222	IBBK	76928	214
HTF236	76662	13	HV2-30M	79331	78	HXF2-18M	76290	81	IBBK	76928	216
HTF242	76663	13	HV2-30S	79330	78	HXF2-18S	76289	81	IBBK	76928	218
HTF248	76664	13	HV2-30SS	79329	78	HXF2-18SS	76138	81	IBBK	76928	220
HTF254	76665	13	HV2-36L	79335	78	HXF2-24M	76292	81	IBS-D5	77530	218
HTF260	76666	13	HV2-36M	79334	78	HXF2-24S	76291	81	IBS-DX5	111728	220
HTF272	76667	13	HV2-36S	79333	78	HXF2-24SS	76139	81	IBS-H4	76933	216
HTS18	76085	90	HV2-36SS	79332	78	HXF2-30M	76294	81	IBS-H5	76934	216
HTS24	76086	90	HV2-42L	79339	78	HXF2-30S	76293	81	IBS-L4	76929	212
HTS30	76087	90	HV2-42LL	79340	78	HXF2-30SS	76140	81	IBS-L5	76930	212
HTS36	76088	90	HV2-42M	79338	78	HXF2-36L	76297	81	IBS-M4	76931	204
HTS42	76089	90	HV2-42S	79337	78	HXF2-36M	76296	81	IBS-M4	76931	214
HTS48	76090	90	HV2-42SS	79336	78	HXF2-36S	76295	81	IBS-M5	76932	204
HTS54	76091	90	HV2-48L	79344	78	HXF2-36SS	76141	81	IBS-M5	76932	214
HTS60	76092	90	HV2-48LL	79345	78	HXF2-42L	76300	81	ICT6	74535	89
HTS72	76093	90	HV2-48M	79343	78	HXF2-42M	76299	81	ICT6	74535	90
HTSCK	76094	90	HV2-48S	79342	78	HXF2-42S	76298	81	ICT6	74535	92
HTSCK	76094	92	HV2-48SS	79341	78	HXF2-42SS	76142	81	ICT6	74535	101
HTTS	74141	166	HV2-54L	79348	78	HXF2-48L	76303	81	ICT6	74535	102
HTTS-HT	79068	88	HV2-54LL	79349	78	HXF2-48M	76302	81	ICT6	74535	104
HTV18S	74828	88	HV2-54M	79347	78	HXF2-48S	76301	81	ICT6	74535	105
HTV18SS	74821	88	HV2-54S	79346	78	HXF2-48SS	76143	81	ICT6	74535	107
HTV24S	74829	88	HV2-60L	79352	78	HXF2-54L	76306	81	ICT6	74535	108
HTV24SS	74822	88	HV2-60LL	79353	78	HXF2-54M	76305	81	ICT6	74535	111
HTV30S	74830	88	HV2-60M	79351	78	HXF2-54S	76304	81	ICT6	74535	112
HTV30SS	74823	88	HV2-60S	79350	78	HXF2-54SS	76144	81	ICT6	74535	113
HTV36M	74838	88	HV2-72L	79356	78	HXF2-60L	76308	81	ICT6	74535	114
HTV36S	74831	88	HV2-72LL	79357	78	HXF2-60M	76307	81	ICT6	74535	116
HTV36SS	74824	88	HV2-72M	79355	78	HXF2-60S	76145	81	ICT6	74535	120
HTV42M	74839	88	HV2-72S	79354	78	HXF2-72L	76310	81	ICT6	74535	122
HTV42S	74832	88	HV2PT	79368	78	HXF2-72M	76309	81	ICT6	74535	123
HTV42SS	74825	88	HV2PT	79368	80	HXF2-72S	76146	81	ICT6	74535	126
HTV48M	74840	88	HV2SSTS	79375	80	HXF2-L	75982	81	ICT6	74535	127
HTV48S	74833	88	HV2T-S/S	79367	78	HXF2-L	75982	87	ICT6	74535	130
HTV48SS	74826	88	HV2T-S/S	79367	80	HXF2-L	75982	167	ICT6	74535	131
HV-18M	76191	83	HVP-18L	76268	85	HXF2-M	75981	81	ICT6	74535	134
HV-18S	76190	83	HVP-18M	76267	85	HXF2-M	75981	87	ICT6	74535	168
HV-18SS	76101	83	HVP-18S	76124	85	HXF2-M	75981	167	ICT6	74535	109
HV-24M	76193	83	HVP-24L	76270	85	HXF2-S	75980	81	ICT6-S/S	78700	122
HV-24S	76192	83	HVP-24M	76269	85	HXF2-S	75980	87	IDHINGE	79316	159
HV-24SS	76102	83	HVP-24S	76125	85	HXF2-S	75980	167	IDLATCH	79317	159
HV-30M	76195	83	HVP-30L	76272	85	HXF2-SS	75979	81	IDSC-1212	79311	159
HV-30S	76194	83	HVP-30M	76271	85	HXF2-SS	75979	87	IDSC-1218	79312	159
HV-30SS	76103	83	HVP-30S	76126	85	HXF2-SS	75979	167	IDSC-1824	79313	159
HV-36L	76198	83	HVP-36L	76274	85	HXF8L	74691	81	IDSC-2424	79314	159
HV-36M	76197	83	HVP-36M	76273	85	HXF8L	74691	167	IDSEAL	79315	159
HV-36S	76196	83	HVP-36S	76127	85	HXF8M	74690	81	IEA-42-60	76937	218
HV-36SS	76104	83	HVP-42L	76276	85	HXF8M	74690	167	IEA-42-60	76937	220
HV-42L	76252	83	HVP-42M	76275	85	HXF8S	74689	81	IEA-72-96	76938	218
HV-42LL	76253	83	HVP-42S	76128	85	HXF8S	74689	167	IEA-72-96	76938	220
HV-42M	76251	83	HVP-48L	76278	85	HXF8SS	74307	81	IMK	76936	212
HV-42S	76199	83	HVP-48LL	76279	85	HXF8SS	74307	167	IMK	76936	214
HV-42SS	76105	83	HVP-48M	76277	85	HXFC2	75902	87	IMK	76936	216
HV-48L	76256	83	HVP-48S	76129	85	HXFC2	75902	167	INDR-1212	79303	159
HV-48LL	76257	83	HVP-54L	76281	85	IB4	76926	198	INDR-1212S	79307	159
HV-48M	76255	83	HVP-54LL	76282	85	IB4	76926	201	INDR-1218	79304	159
HV-48S	76254	83	HVP-54M	76280	85	IB4	76926	204	INDR-1218S	79308	159
HV-48SS	76106	83	HVP-54S	76130	85	IB4	76926	212	INDR-1824	79305	159
HV-54L	76259	83	HVP-60L	76284	85	IB4	76926	214	INDR-1824S	79309	159
HV-54LL	76260	83	HVP-60LL	76285	85	IB4	76926	216	INDR-2424	79306	159
HV-54M	76258	83	HVP-60M	76283	85	IB4-1U	76965	222	INDR-2424S	79310	159
HV-54S	76107	83	HVP-60S	76131	85	IB5	76927	198	ISABK	76935	218
HV-60L	76262	83	HVP-72L	76287	85	IB5	76927	201	ISABK	76935	220
HV-60LL	76263	83	HVP-72LL	76288	85	IB5	76927	204	ISABK-LMH	77529	212
HV-60M	76261	83	HVP-72M	76286	85	IB5	76927	212	ISABK-LMH	77529	214
HV-60S	76108	83	HVP-72S	76132	85	IB5	76927	214	ISABK-LMH	77529	216

# Index by Ordering Number

ORDERING NUMBER	ITEM CODE	PAGE	ORDERING NUMBER	ITEM CODE	PAGE	ORDERING NUMBER	ITEM CODE	PAGE	ORDERING NUMBER	ITEM CODE	PAGE
ISC	74534	168	LST-W	77122	29	MBCMK	79524	144	MCSK	74927	240
JNK-A	79891	19	LST-W-S/S	77125	33	MBCMKK	79533	144	MCSKHD	74928	238
JNK-B	79892	29	LST-W-S/S-2	77126	33	MBCTA	79531	144	MCSKHD	74928	239
JNK-C	79893	39	LSTMPK	77366	29	MBDS-18	79504	144	MCSKHD	74928	240
JNK-C	79893	47	LSTMPK-S/S	78933	33	MBDS-24	79505	144	MCSKSD	74929	239
JNK-C	79893	54	LSTMPK2-S/S	78462	33	MBDS-30	79506	144	MCSKSD	74929	240
JNK-C	79893	80	LSTPB-RK	77367	29	MBDS-36	79507	144	MCSSD	74932	239
JNK-C	79893	87	MAK	74918	239	MBDS-42	79508	144	MCSSD	74932	240
JNK-C	79893	120	MAK2	79381	239	MBDS-48	79509	144	MDWS-108P	90177	138
JNK-C	79893	137	MAK2-S/S	90048	240	MBDS-54	79510	144	MDWS-24	75868	138
JNK-C	79893	141	MAKHD	74919	239	MBDS-60	79511	144	MDWS-24P	78745	138
JNK-D	79894	61	MAKHD2	79382	239	MBDS-72	79512	144	MDWS-30	75869	138
JNK-D	79894	68	MAKHD2-S/S	90049	240	MBDS-84	79513	144	MDWS-30P	78746	138
JNK-D	79894	73	MAKSD	74920	239	MBRD-18	79514	142	MDWS-36	75870	138
JNK-G	114390	137	MAKSD-S/S	90057	240	MBRD-18	79514	144	MDWS-36P	78747	138
LA-24	91762	245	MAPEK	76024	157	MBRD-24	79515	142	MDWS-42	75871	138
LA-30	91763	245	MBADB	79527	144	MBRD-24	79515	144	MDWS-42P	78748	138
LA-36	91764	245	MBC-18	79494	142	MBRD-24	79515	145	MDWS-48	75872	138
LA-42	91765	245	MBC-18-575V	79914	142	MBRD-24	79515	147	MDWS-48P	78749	138
LA-48	91766	245	MBC-18-575V-S	91581	142	MBRD-30	79516	142	MDWS-54	75873	138
LA-54	91835	245	MBC-18-S	91571	142	MBRD-30	79516	144	MDWS-54P	78750	138
LA-60	91836	245	MBC-24	79495	142	MBRD-30	79516	145	MDWS-60	75874	138
LA-66	91837	245	MBC-24-575V	79915	142	MBRD-30	79516	147	MDWS-60P	78751	138
LA-72	91838	245	MBC-24-575V-S	91582	142	MBRD-36	79517	142	MDWS-72	75875	138
LA-84	91839	245	MBC-24-S	91572	142	MBRD-36	79517	144	MDWS-72P	78752	138
LA-96	91840	245	MBC-30	79496	142	MBRD-36	79517	145	MDWS-84	76806	138
LAGGING-TB	79080	264	MBC-30-575V	79916	142	MBRD-36	79517	147	MDWS-84P	78753	138
LAGGING-TB2	79099	264	MBC-30-575V-S	91583	142	MBRD-42	79518	142	MDWS-96	79063	138
LS-BP	77114	29	MBC-30-S	91573	142	MBRD-42	79518	144	MDWS-96P	79064	138
LS-BP-S/S	77115	33	MBC-36	79497	142	MBRD-42	79518	145	METABO-CHGR110	30369	257
LS-SPK	77365	29	MBC-36-575V	79917	142	MBRD-42	79518	147	METABO-CHGR220	114974	257
LS-SS	77118	29	MBC-36-575V-S	91584	142	MBRD-48	79519	142	MFASK	75531	239
LS-SW	77117	29	MBC-36-S	91574	142	MBRD-48	79519	144	MFASKHD	79571	239
LS-SW-S/S	78850	33	MBC-42	79498	142	MBRD-48	79519	145	MFASKHD-S/S	90050	240
LSHD-RPK	30390	258	MBC-42-575V	79918	142	MBRD-48	79519	147	MHCP-108P	90169	69
LSHD30	30393	258	MBC-42-575V-S	91585	142	MBRD-54	79520	142	MHCP-120P	90170	69
LSHD36	30394	258	MBC-42-S	91575	142	MBRD-54	79520	144	MHCP-24P	78723	69
LSHD42	30395	258	MBC-48	79499	142	MBRD-54	79520	145	MHCP-24S	75929	69
LSHD48	30396	258	MBC-48-575V	79919	142	MBRD-54	79520	147	MHCP-2BC24	76638	73
LSHD54	30397	258	MBC-48-575V-S	91586	142	MBRD-60	79521	142	MHCP-2BC30	76639	73
LSHD60	30398	258	MBC-48-S	91576	142	MBRD-60	79521	144	MHCP-2BC36	76640	73
LSHD72	30399	258	MBC-54	79500	142	MBRD-60	79521	145	MHCP-2BC42	76641	73
LSHDB30-2	30418	258	MBC-54-575V	79920	142	MBRD-60	79521	147	MHCP-2BC48	76642	73
LSHDB36-2	30414	258	MBC-54-575V-S	91587	142	MBRD-72	79522	142	MHCP-2BC54	76643	73
LSHDB42-2	30421	258	MBC-54-S	91577	142	MBRD-72	79522	144	MHCP-2BC60	76644	73
LSHDB48-2	30423	258	MBC-60	79501	142	MBRD-72	79522	145	MHCP-2BC72	76645	73
LSHDB54-2	30424	258	MBC-60-575V	79921	142	MBRD-72	79522	147	MHCP-2BC84	76812	73
LSHDB60-2	30430	258	MBC-60-575V-S	91588	142	MBRD-84	79523	142	MHCP-2BC96	78986	73
LSHDB72-2	30408	258	MBC-60-S	91578	142	MBRD-84	79523	144	MHCP-30P	78724	69
LSHD CBS	30373	258	MBC-72	79502	142	MCB	74925	238	MHCP-30S	75930	69
LSHDLP	30400	258	MBC-72-575V	79922	142	MCB	74925	239	MHCP-36P	78725	69
LSHDPP	30052	258	MBC-72-575V-S	91589	142	MCB	74925	240	MHCP-36S	75931	69
LSHDS	30392	258	MBC-72-S	91579	142	MCBK	76025	238	MHCP-42P	78726	69
LSP12	77070	29	MBC-84	79503	142	MCBK	76025	239	MHCP-42S	75932	69
LSP12-S/S	77079	33	MBC-84-575V	79923	142	MCBK	76025	240	MHCP-48P	78727	69
LSP18	77071	29	MBC-84-575V-S	91590	142	MCBKHD	76026	238	MHCP-48S	75933	69
LSP18-S/S	77080	33	MBC-84-S	91580	142	MCBKHD	76026	239	MHCP-54P	78728	69
LSP24	77072	29	MBCB	79526	144	MCBKHD	76026	240	MHCP-54S	75934	69
LSP24-S/S	77081	33	MBCBC	79525	144	MCBKSD	114404	239	MHCP-60P	78729	69
LSP30	77073	29	MBCBL	79532	144	MCBKSD	114404	240	MHCP-60S	75935	69
LSP30-S/S	77082	33	MBCBL	79532	147	MCBSD	74926	239	MHCP-72P	78730	69
LSP36	77074	29	MBCBM	79528	144	MCBSD	74926	240	MHCP-72S	75936	69
LSP36-S/S	77083	33	MBCDBK	79536	142	MCRK	74923	238	MHCP-84P	78731	69
LSP42	77075	29	MBCDBK	79536	144	MCRK	74923	239	MHCP-84S	76800	69
LSP42-S/S	77084	33	MBCDBK	79536	157	MCRK	74923	240	MHCP-96P	78959	69
LSP48	77076	29	MBCDBK	79536	147	MCRKSD	74924	239	MHCP-96S	78955	69
LSP48-S/S	77085	33	MBCEC	79534	144	MCRKSD	74924	240	MHCP-BCK24	75953	71
LSP54	77077	29	MBCM-1	79529	144	MCS	74930	238	MHCP-BCK30	75954	71
LSP54-S/S	77086	33	MBCM-1-S	91591	144	MCS	74930	239	MHCP-BCK36	75955	71
LSP60	77078	29	MBCM-2	79530	144	MCS	74930	240	MHCP-BCK42	75956	71
LSP60-S/S	77087	33	MBCM-2-S	91592	144	MCSHD	74931	238	MHCP-BCK48	75957	71
LST-B-S/S	77124	33	MBCM-575-1	79924	144	MCSHD	74931	239	MHCP-BCK54	75958	71
LST-P	77121	29	MBCM-575-1-S	91593	144	MCSHD	74931	240	MHCP-BCK60	75959	71
LST-S	77123	29	MBCM-575-2	79925	144	MCSK	74927	238	MHCP-BCK72	75960	71
LST-TAK	77120	29	MBCM-575-2-S	91594	144	MCSK	74927	239	MHCP-BCK84	76810	71

# Index by Ordering Number

ORDERING NUMBER	ITEM CODE	PAGE	ORDERING NUMBER	ITEM CODE	PAGE	ORDERING NUMBER	ITEM CODE	PAGE	ORDERING NUMBER	ITEM CODE	PAGE
MHCP-BCK96	78957	71	MHP-1872	78596	55	MHP-3696P-UG	92148	63	MHS-24P	78736	116
MHCP-BPA24	75945	71	MHP-1872-UG	92078	62	MHP-6108	90151	55	MHS-24R	76613	116
MHCP-BPA30	75946	71	MHP-1872P	78623	56	MHP-6108-UG	92067	62	MHS-24R-S/S	77640	118
MHCP-BPA36	75947	71	MHP-1872P-UG	92123	63	MHP-6108P	90159	56	MHS-24RMV	79625	115
MHCP-BPA42	75948	71	MHP-1884	78597	55	MHP-6108P-UG	92112	63	MHS-24RU	79738	113
MHCP-BPA48	75949	71	MHP-1884-UG	92079	62	MHP-6120	90152	55	MHS-24RUV	79749	113
MHCP-BPA54	75950	71	MHP-1884P	78624	56	MHP-6120-UG	103283	62	MHS-24RV	76647	116
MHCP-BPA60	75951	71	MHP-1884P-UG	92124	63	MHP-6120P	90160	56	MHS-24RV-S/S	77649	118
MHCP-BPA72	75952	71	MHP-1896	78598	55	MHP-6120P-UG	103366	63	MHS-24V	76170	114
MHCP-BPA84	76809	71	MHP-1896-UG	92080	62	MHP-624	77703	55	MHS-24V-ESAC	77853	131
MHCP-BPA96	78956	71	MHP-1896P	78625	56	MHP-624P	78599	56	MHS-24V-MST	79443	115
MHCP-BS	76394	73	MHP-1896P-UG	92125	63	MHP-630	77704	55	MHS-24V-S/S	77610	118
MHCP-CH	76393	73	MHP-24108	90157	55	MHP-630P	78600	56	MHS-30	75911	114
MHP-12108	90153	55	MHP-24108-UG	92089	62	MHP-636	77705	55	MHS-30-ESAC	77841	131
MHP-12108-UG	92074	62	MHP-24108P	90165	56	MHP-636P	78601	56	MHS-30-S/S	77602	118
MHP-12108P	90161	56	MHP-24108P-UG	92134	63	MHP-642	77706	55	MHS-30P	78737	116
MHP-12108P-UG	92119	63	MHP-24120	90158	55	MHP-642P	78602	56	MHS-30R	76614	116
MHP-12120	90154	55	MHP-24120-UG	92090	62	MHP-648	77707	55	MHS-30R-S/S	77641	118
MHP-12120-UG	103367	62	MHP-24120P	90166	56	MHP-648-UG	92061	62	MHS-30RMV	79626	115
MHP-12120P	90162	56	MHP-24120P-UG	92135	63	MHP-648P	78603	56	MHS-30RU	79739	113
MHP-12120P-UG	103488	63	MHP-2442	78669	55	MHP-648P-UG	92106	63	MHS-30RUV	79750	113
MHP-1230	77713	55	MHP-2442P	78676	56	MHP-654	77708	55	MHS-30RV	76648	116
MHP-1230P	78609	56	MHP-2448	78670	55	MHP-654-UG	92062	62	MHS-30RV-S/S	77650	118
MHP-1236	77714	55	MHP-2448-UG	92083	62	MHP-654P	78604	56	MHS-30V	76171	114
MHP-1236P	78610	56	MHP-2448P	78677	56	MHP-654P-UG	92107	63	MHS-30V-ESAC	77854	131
MHP-1242	77715	55	MHP-2448P-UG	92128	63	MHP-660	77709	55	MHS-30V-MST	79444	115
MHP-1242P	78611	56	MHP-2454	78671	55	MHP-660-UG	92063	62	MHS-30V-S/S	77611	118
MHP-1248	77716	55	MHP-2454-UG	92084	62	MHP-660P	78605	56	MHS-36	75912	114
MHP-1248-UG	92068	62	MHP-2454P	78678	56	MHP-660P-UG	92108	63	MHS-36-ESAC	77842	131
MHP-1248P	78612	56	MHP-2454P-UG	92129	63	MHP-672	77710	55	MHS-36-S/S	77603	118
MHP-1248P-UG	92113	63	MHP-2460	78672	55	MHP-672-UG	92064	62	MHS-36P	78738	116
MHP-1254	77717	55	MHP-2460-UG	92085	62	MHP-672P	78606	56	MHS-36R	76615	116
MHP-1254-UG	92069	62	MHP-2460P	78679	56	MHP-672P-UG	92109	63	MHS-36R-S/S	77642	118
MHP-1254P	78613	56	MHP-2460P-UG	92130	63	MHP-684	77711	55	MHS-36RMV	79627	115
MHP-1254P-UG	92114	63	MHP-2472	78673	55	MHP-684-UG	92065	62	MHS-36RU	79740	113
MHP-1260	77718	55	MHP-2472-UG	92086	62	MHP-684P	78607	56	MHS-36RUV	79751	113
MHP-1260-UG	92070	62	MHP-2472P	78680	56	MHP-684P-UG	92110	63	MHS-36RV	76649	116
MHP-1260P	78614	56	MHP-2472P-UG	92131	63	MHP-696	77712	55	MHS-36RV-S/S	77651	118
MHP-1260P-UG	92115	63	MHP-2484	78674	55	MHP-696-UG	92066	62	MHS-36V	76172	114
MHP-1272	77719	55	MHP-2484-UG	92087	62	MHP-696P	78608	56	MHS-36V-ESAC	77855	131
MHP-1272-UG	92071	62	MHP-2484P	78681	56	MHP-696P-UG	92111	63	MHS-36V-MST	79445	115
MHP-1272P	78615	56	MHP-2484P-UG	92132	63	MHP-CP24	75961	73	MHS-36V-S/S	77612	118
MHP-1272P-UG	92116	63	MHP-2496	78675	55	MHP-CP30	75962	73	MHS-42	75913	114
MHP-1284	77720	55	MHP-2496-UG	92088	62	MHP-CP36	75963	73	MHS-42-ESAC	77843	131
MHP-1284-UG	92072	62	MHP-2496P	78682	56	MHP-CP42	75964	73	MHS-42-S/S	77604	118
MHP-1284P	78616	56	MHP-2496P-UG	92133	63	MHP-CP48	75965	73	MHS-42P	78739	116
MHP-1284P-UG	92117	63	MHP-30108-UG	92097	62	MHP-CP54	75966	73	MHS-42R	76616	116
MHP-1296	77721	55	MHP-30108P-UG	92142	63	MHP-CP60	75967	73	MHS-42R-S/S	77643	118
MHP-1296-UG	92073	62	MHP-30120-UG	92098	62	MHP-CP72	75968	73	MHS-42RMV	79628	115
MHP-1296P	78617	56	MHP-30120P-UG	92143	63	MHP-CP84	76811	73	MHS-42RU	79741	113
MHP-1296P-UG	92118	63	MHP-3048-UG	92091	62	MHP-CP96	78958	73	MHS-42RUV	79752	113
MHP-18108	90155	55	MHP-3048P-UG	92136	63	MHP-EP	76392	47	MHS-42RV	76650	116
MHP-18108-UG	92081	62	MHP-3054-UG	92092	62	MHP-EP	76392	61	MHS-42RV-S/S	77652	118
MHP-18108P	90163	56	MHP-3054P-UG	92137	63	MHP-EP	76392	73	MHS-42V	76173	114
MHP-18108P-UG	92126	63	MHP-3060-UG	92093	62	MHP-EP	76392	126	MHS-42V-ESAC	77856	131
MHP-18120	90156	55	MHP-3060P-UG	92138	63	MHP-EP	76392	130	MHS-42V-MST	79446	115
MHP-18120-UG	92082	62	MHP-3072-UG	92094	62	MHP-EP	76392	134	MHS-42V-S/S	77613	118
MHP-18120P	90164	56	MHP-3072P-UG	92139	63	MHP-EP-S/S	77599	48	MHS-48	75914	114
MHP-18120P-UG	92127	63	MHP-3084-UG	92095	62	MHP-EPHD-54	91347	54	MHS-48-ESAC	77844	131
MHP-1836	78591	55	MHP-3084P-UG	92140	63	MHP-EPHD-54	91347	68	MHS-48-S/S	77605	118
MHP-1836P	78618	56	MHP-3096-UG	92096	62	MHPBPK	77728	61	MHS-48P	78740	116
MHP-1842	78592	55	MHP-3096P-UG	92141	63	MHPBPK	77728	68	MHS-48R	76617	116
MHP-1842P	78619	56	MHP-36108-UG	92104	62	MHPMPK	77727	61	MHS-48R-S/S	77644	118
MHP-1848	78593	55	MHP-36108P-UG	92149	63	MHPMPK	77727	68	MHS-48RMV	79629	115
MHP-1848-UG	92075	62	MHP-36120-UG	92105	62	MHPMPK	77727	73	MHS-48RU	79742	113
MHP-1848P	78620	56	MHP-36120P-UG	92150	63	MHS-120-2ESAC	77852	131	MHS-48RUV	79753	113
MHP-1848P-UG	92120	63	MHP-3654-UG	92099	62	MHS-120V-2ESAC	77865	131	MHS-48RV	76651	116
MHP-1854	78594	55	MHP-3654P-UG	92144	63	MHS-18RMV	79624	115	MHS-48RV-S/S	77653	118
MHP-1854-UG	92076	62	MHP-3660-UG	92100	62	MHS-18RUV	79748	113	MHS-48V	76174	114
MHP-1854P	78621	56	MHP-3660P-UG	92145	63	MHS-18RV	76646	116	MHS-48V-ESAC	77857	131
MHP-1854P-UG	92121	63	MHP-3672-UG	92101	62	MHS-18V	76169	114	MHS-48V-MST	79447	115
MHP-1860	78595	55	MHP-3672P-UG	92146	63	MHS-18V-MST	79442	115	MHS-48V-S/S	77614	118
MHP-1860-UG	92077	62	MHP-3684-UG	92102	62	MHS-24	75910	114	MHS-54	75915	114
MHP-1860P	78622	56	MHP-3684P-UG	92147	63	MHS-24-ESAC	77840	131	MHS-54-ESAC	77845	131
MHP-1860P-UG	92122	63	MHP-3696-UG	92103	62	MHS-24-S/S	77601	118	MHS-54-S/S	77606	118



# Index by Ordering Number

ORDERING NUMBER	ITEM CODE	PAGE	ORDERING NUMBER	ITEM CODE	PAGE	ORDERING NUMBER	ITEM CODE	PAGE	ORDERING NUMBER	ITEM CODE	PAGE
MHS-54P	78741	116	MHS-CARK-C42/1050	77932	132	MIB30CSK	90238	210	MMP-1254P	78719	43
MHS-54R	76618	116	MHS-CARK-C48/1200	77933	132	MIB30WPK	90246	207	MMP-1254P-UG	92023	50
MHS-54R-S/S	77645	118	MHS-CARK-C54/1350	77934	132	MIB30WPK	90246	210	MMP-1260	76556	41
MHS-54RMV	79630	115	MHS-CARK-C60/1500	77935	132	MIB36-2H	79973	208	MMP-1260-S/S	77438	42
MHS-54RU	79743	113	MHS-CARK-C72/1800	77936	132	MIB36CPK	90255	210	MMP-1260-UG	91953	49
MHS-54RUV	79754	113	MHS-CARK-V24/600	77937	132	MIB36CSK	90239	207	MMP-1260P	78720	43
MHS-54RV	76652	116	MHS-CARK-V30/750	77938	132	MIB36CSK	90239	210	MMP-1260P-UG	92024	50
MHS-54RV-S/S	77654	118	MHS-CARK-V36/900	77939	132	MIB36WPK	90247	207	MMP-1272	76557	41
MHS-54V	76175	114	MHS-CARK-V42/1050	77940	132	MIB36WPK	90247	210	MMP-1272-S/S	77439	42
MHS-54V-ESAC	77858	131	MHS-CARK-V48/1200	77941	132	MIB42-2H	79974	208	MMP-1272-UG	91954	49
MHS-54V-MST	79448	115	MHS-CARK-V54/1350	77942	132	MIB42CPK	90256	210	MMP-1272P	78721	43
MHS-54V-S/S	77615	118	MHS-CARK-V60/1500	77943	132	MIB42CSK	90240	207	MMP-1272P-UG	92025	50
MHS-60	75916	114	MHS-CARK-V72/1800	77944	132	MIB42CSK	90240	210	MMP-1284	76799	41
MHS-60-2ESAC	77848	131	MHS-CARK2-C120/3000	77949	132	MIB42WPK	90248	207	MMP-1284-S/S	77440	42
MHS-60-ESAC	77846	131	MHS-CARK2-C60/1500	77945	132	MIB42WPK	90248	210	MMP-1284-UG	91955	49
MHS-60-S/S	77607	118	MHS-CARK2-C72/1800	77946	132	MIB48-2H	79975	208	MMP-1284P	78722	43
MHS-60P**	78742	116	MHS-CARK2-C84/2100	77947	132	MIB48CPK	90257	210	MMP-1284P-UG	92026	50
MHS-60R	76619	116	MHS-CARK2-C96/2400	77948	132	MIB48CSK	90241	207	MMP-1296	79034	41
MHS-60R-S/S	77646	118	MHS-CARK2-V120/3000	77954	132	MIB48CSK	90241	210	MMP-1296-S/S	79036	42
MHS-60RMV	79631	115	MHS-CARK2-V60/1500	77950	132	MIB48WPK	90249	207	MMP-1296-UG	91956	49
MHS-60RU	79744	113	MHS-CARK2-V72/1800	77951	132	MIB48WPK	90249	210	MMP-1296P	79038	43
MHS-60RUV	79755	113	MHS-CARK2-V84/2100	77952	132	MIB54-2H	79976	208	MMP-1296P-UG	92027	50
MHS-60RV	76653	116	MHS-CARK2-V96/2400	77953	132	MIB54CPK	90258	210	MMP-18108	91926	41
MHS-60RV-S/S	77655	118	MHSP-18	76178	111	MIB54CSK	90242	207	MMP-18108-UG	91965	49
MHS-60V	76176	114	MHSP-18	76178	112	MIB54CSK	90242	210	MMP-18108P	92003	43
MHS-60V-2ESAC	77861	131	MHSP-18	76178	120	MIB54WPK	90250	207	MMP-18108P-UG	92036	50
MHS-60V-ESAC	77859	131	MHSP-24	75918	111	MIB54WPK	90250	210	MMP-18120	91927	41
MHS-60V-MST	79449	115	MHSP-24	75918	112	MIB60-2H	79977	208	MMP-18120-UG	91966	49
MHS-60V-S/S	77616	118	MHSP-24	75918	120	MIB60CPK	90259	210	MMP-18120P	92004	43
MHS-72	75917	114	MHSP-30	75919	111	MIB60CSK	90243	207	MMP-18120P-UG	92037	50
MHS-72-2ESAC	77849	131	MHSP-30	75919	112	MIB60CSK	90243	210	MMP-1836	77575	41
MHS-72-ESAC	77847	131	MHSP-30	75919	120	MIB60WPK	90251	207	MMP-1836P	91995	43
MHS-72-S/S	77608	118	MHSP-36	75920	111	MIB60WPK	90251	210	MMP-1842	77576	41
MHS-72P**	78743	116	MHSP-36	75920	112	MIB72-2H	79978	208	MMP-1842P	91996	43
MHS-72R	76620	116	MHSP-36	75920	120	MIB72CPK	90260	210	MMP-1848	77577	41
MHS-72R-S/S	77647	118	MHSP-42	75921	111	MIB72CSK	90244	207	MMP-1848-UG	91959	49
MHS-72RMV	79632	115	MHSP-42	75921	112	MIB72CSK	90244	210	MMP-1848P	91997	43
MHS-72RU	79745	113	MHSP-42	75921	120	MIB72WPK	90252	207	MMP-1848P-UG	92030	50
MHS-72RUV	79756	113	MHSP-48	75922	111	MIB72WPK	90252	210	MMP-1854	77578	41
MHS-72RV	76654	116	MHSP-48	75922	112	MMBK	75830	34	MMP-1854-UG	91960	49
MHS-72RV-S/S	77656	118	MHSP-48	75922	120	MMBK	75830	41	MMP-1854P	91998	43
MHS-72V	76177	114	MHSP-54	75923	111	MMBK	75830	49	MMP-1854P-UG	92031	50
MHS-72V-2ESAC	77862	131	MHSP-54	75923	112	MMBK	75830	50	MMP-1860	77579	41
MHS-72V-ESAC	77860	131	MHSP-54	75923	120	MMBK	75830	55	MMP-1860-UG	91961	49
MHS-72V-MST	79450	115	MHSP-60	75924	111	MMBK	75830	62	MMP-1860P	91999	43
MHS-72V-S/S	77617	118	MHSP-60	75924	112	MMBK	75830	63	MMP-1860P-UG	92032	50
MHS-84	76803	114	MHSP-60	75924	120	MMBK	75830	69	MMP-1872	77580	41
MHS-84-2ESAC	77850	131	MHSP-72	75925	111	MMBK	75830	157	MMP-1872-UG	91962	49
MHS-84-S/S	77609	118	MHSP-72	75925	112	MMKU	77324	137	MMP-1872P	92000	43
MHS-84P**	78744	116	MHSP-72	75925	120	MMKUHD	77327	137	MMP-1872P-UG	92033	50
MHS-84R	76621	116	MHSP-84	76814	120	MMP-12108	90149	41	MMP-1884	77581	41
MHS-84R-S/S	77648	118	MHSP-96	79052	120	MMP-12108-UG	91957	49	MMP-1884-UG	91963	49
MHS-84RU	79746	113	MHSP24-S/S	77620	122	MMP-12108P	90391	43	MMP-1884P	92001	43
MHS-84RUV	79757	113	MHSP30-S/S	77621	122	MMP-12108P-UG	92028	50	MMP-1884P-UG	92034	50
MHS-84RV	76805	116	MHSP36-S/S	77622	122	MMP-1210	90150	41	MMP-1896	79040	41
MHS-84RV-S/S	77657	118	MHSP42-S/S	77623	122	MMP-12120-UG	91958	49	MMP-1896-UG	91964	49
MHS-84V	76804	114	MHSP48-S/S	77624	122	MMP-12120P	90392	43	MMP-1896P	92002	43
MHS-84V-2ESAC	77863	131	MHSP54-S/S	77625	122	MMP-12120P-UG	92029	50	MMP-1896P-UG	92035	50
MHS-84V-S/S	77618	118	MHSP60-S/S	77626	122	MMP-1230	76551	41	MMP-24108	91935	41
MHS-96	79043	114	MHSP72-S/S	77627	122	MMP-1230-S/S	77433	42	MMP-24108-UG	91973	49
MHS-96-2ESAC	77851	131	MHSP84-S/S	77628	122	MMP-1230P	78715	43	MMP-24108P	92012	43
MHS-96-S/S	79048	118	MHSP96-S/S	79053	122	MMP-1236	76552	41	MMP-24108P-UG	92044	50
MHS-96P**	79047	116	MIB2-1U	79379	207	MMP-1236-S/S	77434	42	MMP-24120	91936	41
MHS-96R	79045	116	MIB2-1U	79379	210	MMP-1236P	78716	43	MMP-24120-UG	91974	49
MHS-96R-S/S	79050	118	MIB2-1UF	79908	207	MMP-1242	76553	41	MMP-24120P	92013	43
MHS-96RU	79747	113	MIB2-1UF	79908	210	MMP-1242-S/S	77435	42	MMP-24120P-UG	92045	50
MHS-96RUV	79758	113	MIB24-2H	79971	208	MMP-1242P	78717	43	MMP-2442	91928	41
MHS-96RV	79046	116	MIB24CPK	90253	210	MMP-1248	76554	41	MMP-2442P	92005	43
MHS-96RV-S/S	79051	118	MIB24CSK	90237	207	MMP-1248-S/S	77436	42	MMP-2448	91929	41
MHS-96V	79044	114	MIB24CSK	90237	210	MMP-1248-UG	91951	49	MMP-2448-UG	91967	49
MHS-96V-2ESAC	77864	131	MIB24WPK	90245	207	MMP-1248P	78718	43	MMP-2448P	92006	43
MHS-96V-S/S	79049	118	MIB24WPK	90245	210	MMP-1248P-UG	92022	50	MMP-2448P-UG	92038	50
MHS-CARK-C24/600	77929	132	MIB30-2H	79972	208	MMP-1254	76555	41	MMP-2454	91930	41
MHS-CARK-C30/750	77930	132	MIB30CPK	90254	210	MMP-1254-S/S	77437	42	MMP-2454-UG	91968	49
MHS-CARK-C36/900	77931	132	MIB30CSK	90238	207	MMP-1254-UG	91952	49	MMP-2454P	92007	43

# Index by Ordering Number

ORDERING NUMBER	ITEM CODE	PAGE	ORDERING NUMBER	ITEM CODE	PAGE	ORDERING NUMBER	ITEM CODE	PAGE	ORDERING NUMBER	ITEM CODE	PAGE
MMP-2454P-UG	92039	50	MMP-654P	78711	43	MMPCP96UG	91923	68	MSP-254	75792	34
MMP-2460	91931	41	MMP-654P-UG	92015	50	MMPK	76537	34	MSP-254-S/S	77458	36
MMP-2460-UG	91969	49	MMP-660	76456	41	MMPK	76537	41	MSP-260	75793	34
MMP-2460P	92008	43	MMP-660-S/S	77430	42	MMPK	76537	49	MSP-260-S/S	77459	36
MMP-2460P-UG	92040	50	MMP-660-UG	91945	49	MMPK	76537	50	MSP-272	75794	34
MMP-2472	91932	41	MMP-660P	78712	43	MMPK	76537	55	MSP-272-S/S	77460	36
MMP-2472-UG	91970	49	MMP-660P-UG	92016	50	MMPK	76537	62	MSP-284	76796	34
MMP-2472P	92009	43	MMP-672	76457	41	MMPK	76537	63	MSP-284-S/S	77461	36
MMP-2472P-UG	92041	50	MMP-672-S/S	77431	42	MMPK	76537	69	MSP-824	75795	34
MMP-2484	91933	41	MMP-672-UG	91946	49	MMPK	76537	157	MSP-824-S/S	77462	36
MMP-2484-UG	91971	49	MMP-672P	78713	43	MORK	74921	239	MSP-830	75796	34
MMP-2484P	92010	43	MMP-672P-UG	92017	50	MORK	74921	240	MSP-830-S/S	77463	36
MMP-2484P-UG	92042	50	MMP-684	76798	41	MORKSD	74922	239	MSP-836	75797	34
MMP-2496	91934	41	MMP-684-S/S	77432	42	MORKSD	74922	240	MSP-836-S/S	77464	36
MMP-2496-UG	91972	49	MMP-684-UG	91947	49	MRB102	77545	58	MSP-842	75798	34
MMP-2496P	92011	43	MMP-684P	78714	43	MRB102	77545	65	MSP-842-S/S	77465	36
MMP-2496P-UG	92043	50	MMP-684P-UG	92018	50	MRB108	77546	58	MSP-848	75799	34
MMP-30108-UG	91981	49	MMP-696	79033	41	MRB108	77546	65	MSP-848-S/S	77466	36
MMP-30108P-UG	92052	50	MMP-696-S/S	79035	42	MRB114	77547	58	MSP-854	75800	34
MMP-30120-UG	91982	49	MMP-696-UG	91948	49	MRB114	77547	65	MSP-854-S/S	77467	36
MMP-30120P-UG	92053	50	MMP-696P	79037	43	MRB18	77531	58	MSP-860	75801	34
MMP-3048-UG	91975	49	MMP-696P-UG	92019	50	MRB18	77531	65	MSP-860-S/S	77468	36
MMP-3048P-UG	92046	50	MMPBPK	76466	47	MRB24	77532	58	MSP-872	75802	34
MMP-3054-UG	91976	49	MMPBPK	76466	54	MRB24	77532	65	MSP-872-S/S	77470	36
MMP-3054P-UG	92047	50	MMPBPK	76466	174	MRB30	77533	58	MSP-884	76797	34
MMP-3060-UG	91977	49	MMPBPK-S/S	77600	48	MRB30	77533	65	MSP-884-S/S	77471	36
MMP-3060P-UG	92048	50	MMPCP108	90326	47	MRB36	77534	58	MSP-UHT1442	91280	35
MMP-3072-UG	91978	49	MMPCP108	90326	61	MRB36	77534	65	MSP-UHT1448	91281	35
MMP-3072P-UG	92049	50	MMPCP108UG	91924	54	MRB42	77535	58	MSP-UHT1454	91282	35
MMP-3084-UG	91979	49	MMPCP108UG	91924	68	MRB42	77535	65	MSP-UHT1460	91283	35
MMP-3084P-UG	92050	50	MMPCP120	90327	47	MRB48	77536	58	MSP-UHT1472	91284	35
MMP-3096-UG	91980	49	MMPCP120	90327	61	MRB48	77536	65	MSP-UHT224	91264	35
MMP-3096P-UG	92051	50	MMPCP120UG	91925	54	MRB54	77537	58	MSP-UHT230	91265	35
MMP-36108-UG	91988	49	MMPCP120UG	91925	68	MRB54	77537	65	MSP-UHT236	91266	35
MMP-36108P-UG	92059	50	MMPCP24	76458	47	MRB60	77538	58	MSP-UHT242	91267	35
MMP-36120-UG	91989	49	MMPCP24	76458	61	MRB60	77538	65	MSP-UHT248	91268	35
MMP-36120P-UG	92060	50	MMPCP24-S/S	77590	48	MRB66	77539	58	MSP-UHT254	91269	35
MMP-3654-UG	91983	49	MMPCP30	76459	47	MRB66	77539	65	MSP-UHT260	91270	35
MMP-3654P-UG	92054	50	MMPCP30	76459	61	MRB72	77540	58	MSP-UHT272	91271	35
MMP-3660-UG	91984	49	MMPCP30-S/S	77591	48	MRB72	77540	65	MSP-UHT824	91272	35
MMP-3660P-UG	92055	50	MMPCP36	76460	47	MRB78	77541	58	MSP-UHT830	91273	35
MMP-3672-UG	91985	49	MMPCP36	76460	61	MRB78	77541	65	MSP-UHT836	91274	35
MMP-3672P-UG	92056	50	MMPCP36-S/S	77592	48	MRB84	77542	58	MSP-UHT842	91275	35
MMP-3684-UG	91986	49	MMPCP42	76461	47	MRB84	77542	65	MSP-UHT848	91276	35
MMP-3684P-UG	92057	50	MMPCP42	76461	61	MRB90	77543	58	MSP-UHT854	91277	35
MMP-3696-UG	91987	49	MMPCP42-S/S	77593	48	MRB90	77543	65	MSP-UHT860	91278	35
MMP-3696P-UG	92058	50	MMPCP48	76462	47	MRB96	77544	58	MSP-UHT872	91279	35
MMP-6108	90147	41	MMPCP48	76462	61	MRB96	77544	65	MSPBP	107852	39
MMP-6108-UG	91949	49	MMPCP48-S/S	77594	48	MSB24-2I	79979	205	MSPBP	107852	40
MMP-6108P	90389	43	MMPCP48UG	91918	54	MSB24RMK	79991	205	MSPBP	107852	141
MMP-6108P-UG	92020	50	MMPCP48UG	91918	68	MSB30-2I	79980	205	MSPBPK-S/S	77583	24
MMP-6120	90148	41	MMPCP54	76463	47	MSB30RMK	79992	205	MSPMPK	75811	39
MMP-6120-UG	91950	49	MMPCP54	76463	61	MSB36-2I	79981	205	MSPMPK	75811	47
MMP-6120P	90390	43	MMPCP54-S/S	77595	48	MSB36RMK	79993	205	MSPMPK	75811	54
MMP-6120P-UG	92021	50	MMPCP54UG	91919	54	MSB42-2I	79982	205	MSPMPK	75811	80
MMP-624	76450	41	MMPCP54UG	91919	68	MSB42RMK	79994	205	MSPMPK	75811	87
MMP-624-S/S	77424	42	MMPCP60	76464	47	MSB48-2I	79983	205	MSPMPK-S/S	77582	40
MMP-624P	78706	43	MMPCP60	76464	61	MSB48RMK	79995	205	MSPMPK-S/S	77582	48
MMP-630	76451	41	MMPCP60-S/S	77596	48	MSB54-2I	79984	205	MSPP24	75803	39
MMP-630-S/S	77425	42	MMPCP60UG	91920	54	MSB54RMK	79996	205	MSPP24-S/S	77472	40
MMP-630P	78707	43	MMPCP60UG	91920	68	MSB60-2I	79985	205	MSPP30	75804	39
MMP-636	76452	41	MMPCP72	76465	47	MSB60RMK	79997	205	MSPP30	75804	141
MMP-636-S/S	77426	42	MMPCP72	76465	61	MSB72-2I	79986	205	MSPP30-S/S	77473	40
MMP-636P	78708	43	MMPCP72-S/S	77597	48	MSB72RMK	79998	205	MSPP36	75805	39
MMP-642	76453	41	MMPCP72UG	91921	54	MSBRMK	79987	207	MSPP36	75805	141
MMP-642-S/S	77427	42	MMPCP72UG	91921	68	MSP-224	75787	34	MSPP36-S/S	77474	40
MMP-642P	78709	43	MMPCP84	76808	47	MSP-224-S/S	77453	36	MSPP42	75806	39
MMP-648	76454	41	MMPCP84	76808	61	MSP-230	75788	34	MSPP42	75806	141
MMP-648-S/S	77428	42	MMPCP84-S/S	77598	48	MSP-230-S/S	77454	36	MSPP42-S/S	77475	40
MMP-648-UG	91943	49	MMPCP84UG	91922	54	MSP-236	75789	34	MSPP48	75807	39
MMP-648P	78710	43	MMPCP84UG	91922	68	MSP-236-S/S	77455	36	MSPP48	75807	141
MMP-648P-UG	92014	50	MMPCP96	77722	47	MSP-242	75790	34	MSPP48-S/S	77476	40
MMP-654	76455	41	MMPCP96	77722	61	MSP-242-S/S	77456	36	MSPP54	75808	39
MMP-654-S/S	77429	42	MMPCP96-S/S	78686	48	MSP-248	75791	34	MSPP54	75808	141
MMP-654-UG	91944	49	MMPCP96UG	91923	54	MSP-248-S/S	77457	36	MSPP54-S/S	77477	40

# Index by Ordering Number

ORDERING NUMBER	ITEM CODE	PAGE	ORDERING NUMBER	ITEM CODE	PAGE	ORDERING NUMBER	ITEM CODE	PAGE	ORDERING NUMBER	ITEM CODE	PAGE
MSP60	75809	39	MXDPB-60/1500	106124	188	P-CARK-C48/1200	78076	124	PATHK	78794	117
MSP60	75809	141	MXDPB-60/1500	106124	190	P-CARK-C54/1350	78077	124	PATHK	78794	139
MSP60-S/S	77478	40	MXDPB-66/1650	106125	188	P-CARK-C60/1500	78078	124	PATHK	78794	151
MSP66	76695	141	MXDPB-66/1650	106125	190	P-CARK-C72/1800	78079	124	PC120-2ESAC	77967	123
MSP72	75810	39	MXDPB-72/1800	106126	188	P-CARK-V24/600	78080	124	PC18	74566	101
MSP72-S/S	77479	40	MXDPB-72/1800	106126	190	P-CARK-V30/750	78081	124	PC24	74567	101
MSP84	76807	39	MXDPB-78/1950	106127	188	P-CARK-V36/900	78082	124	PC24-ESAC	77955	123
MSP84-S/S	77480	40	MXDPB-78/1950	106127	190	P-CARK-V42/1050	78083	124	PC30	74568	101
MSPPL	75816	39	MXDPB-84/2100	106128	188	P-CARK-V48/1200	78084	124	PC30-ESAC	77956	123
MSPPL	75816	80	MXDPB-84/2100	106128	190	P-CARK-V54/1350	78085	124	PC36	74569	101
MSPPL	75816	87	MXDPB-96/2400	106129	188	P-CARK-V60/1500	78086	124	PC36-ESAC	77957	123
MSPPL-S/S	77524	40	MXDPB-96/2400	106129	190	P-CARK-V72/1800	78087	124	PC42	74570	101
MSR	74914	239	MXDPF-108/2700	106642	190	P-CARK2-C120/3000	78092	124	PC42-ESAC	77958	123
MSR2	79378	238	MXDPF-120/3000	106643	190	P-CARK2-C60/1500	78088	124	PC48	74571	101
MSR2	79378	239	MXDPF-48/1200	106634	190	P-CARK2-C72/1800	78089	124	PC48-ESAC	77959	123
MSR2-S/S	90046	240	MXDPF-54/1350	106635	190	P-CARK2-C84/2100	78090	124	PC54	74572	101
MSRSD	74915	239	MXDPF-60/1500	106636	190	P-CARK2-C96/2400	78091	124	PC54-ESAC	77960	123
MSRSD-S/S	90055	240	MXDPF-66/1650	106637	190	P-CARK2-V120/3000	78097	124	PC60	74573	101
MST-MBL	79436	111	MXDPF-72/1800	106638	190	P-CARK2-V60/1500	78093	124	PC60-2ESAC	77963	123
MST-MBL	79436	121	MXDPF-78/1950	106639	190	P-CARK2-V72/1800	78094	124	PC60-ESAC	77961	123
MST-MBR	79437	111	MXDPF-84/2100	106640	190	P-CARK2-V84/2100	78095	124	PC72	74574	101
MST-MBR	79437	121	MXDPF-96/2400	106641	190	P-CARK2-V96/2400	78096	124	PC72-2ESAC	77964	123
MSTAM	79435	111	MXDPH-108/2700	106114	190	PAB	75513	92	PC72-ESAC	77962	123
MSTAM	79435	121	MXDPH-120/3000	106115	190	PAB	75513	104	PC84-2ESAC	77965	123
MSTBK	79440	111	MXDPH-48/1200	106106	190	PAB	75513	107	PC96-2ESAC	77966	123
MSTBK	79440	121	MXDPH-54/1350	106107	190	PAB	75513	126	PCAP-24/600	77913	126
MSTCHD	79439	111	MXDPH-60/1500	106108	190	PAB	75513	130	PCAP-30/750	77914	126
MSTCHD	79439	121	MXDPH-66/1650	106109	190	PAB	75513	148	PCAP-36/900	77915	126
MSTDB	79434	108	MXDPH-72/1800	106110	190	PAB	75513	149	PCAP-42/1050	77916	126
MSTDB	79434	111	MXDPH-78/1950	106111	190	PAB	75513	168	PCAP-48/1200	77917	126
MSTDB	79434	115	MXDPH-84/2100	106112	190	PACB2-100	108229	44	PCAP-54/1350	77918	126
MSTDB	79434	121	MXDPH-96/2400	106113	190	PACB2-100	108229	51	PCAP-60/1500	77919	126
MSTDB	79434	157	MXP-12108	90643	74	PACB2-100	108229	57	PCAP-72/1800	77920	126
MSTGT	79441	111	MXP-12120	90588	74	PACB2-100	108229	64	PFC	75927	120
MSTGT	79441	121	MXP-1242	90581	74	PACB2-100	108229	70	PFC	75927	134
MSTHD-B	79433	111	MXP-1248	90582	74	PACB2-100	108229	117	PFC-SS	76560	120
MSTHD-B	79433	121	MXP-1254	90583	74	PACB2-100	108229	139	PFC-SS	76560	122
MSTHD-S	79432	111	MXP-1260	90584	74	PACB2-100	108229	151	PFRS	76622	116
MSTHD-S	79432	121	MXP-1272	90585	74	PACB2-60	108228	44	PFRS	76622	120
MSTHD-W	79431	111	MXP-1284	90586	74	PACB2-60	108228	51	PFRS	76622	122
MSTHD-W	79431	121	MXP-1296	90587	74	PACB2-60	108228	57	PFRS	76622	131
MSTPMHD	79451	111	MXP-6108	90642	74	PACB2-60	108228	64	PFS-ESAC	79073	131
MSTPMHD	79451	121	MXP-6120	90400	74	PACB2-60	108228	70	PHA	73626	104
MXCP-SCK	106624	190	MXP-642	90393	74	PACB2-60	108228	117	PHA	73626	126
MXDP-108/2700	106071	188	MXP-648	90394	74	PACB2-60	108228	139	PLSC18	75588	102
MXDP-108/2700-H	106273	188	MXP-654	90395	74	PACB2-60	108228	151	PLSC24	75589	102
MXDP-120/3000	106072	188	MXP-660	90396	74	PAT-C-100	108231	44	PLSC30	75590	102
MXDP-120/3000-H	106274	188	MXP-672	90397	74	PAT-C-100	108231	51	PLSC36	75591	102
MXDP-48/1200	106063	188	MXP-684	90398	74	PAT-C-100	108231	57	PLSC42	75592	102
MXDP-48/1200-H	106265	188	MXP-696	90399	74	PAT-C-100	108231	64	PLSC48	75593	102
MXDP-54/1350	106064	188	MXPP-12108	90645	77	PAT-C-100	108231	70	PLSC54	75594	102
MXDP-54/1350-H	106266	188	MXPP-12120	90629	77	PAT-C-100	108231	117	PLSP18	75595	104
MXDP-60/1500	106065	188	MXPP-1242	90622	77	PAT-C-100	108231	139	PLSP24	75596	104
MXDP-60/1500-H	106267	188	MXPP-1248	90623	77	PAT-C-100	108231	151	PLSP30	75597	104
MXDP-66/1650	106066	188	MXPP-1254	90624	77	PAT-C-60	108230	44	PLSP36	75598	104
MXDP-66/1650-H	106268	188	MXPP-1260	90625	77	PAT-C-60	108230	51	PLSP42	75599	104
MXDP-72/1800	106067	188	MXPP-1272	90626	77	PAT-C-60	108230	57	PLSP48	75600	104
MXDP-72/1800-H	106269	188	MXPP-1284	90627	77	PAT-C-60	108230	64	PLSP54	75601	104
MXDP-78/1950	106068	188	MXPP-1296	90628	77	PAT-C-60	108230	70	PMSMK	74916	239
MXDP-78/1950-H	106270	188	MXPP-6108	90644	77	PAT-C-60	108230	117	PMSMK2	79380	238
MXDP-84/2100	106069	188	MXPP-6120	90596	77	PAT-C-60	108230	139	PMSMK2	79380	239
MXDP-84/2100-H	106271	188	MXPP-642	90589	77	PAT-C-60	108230	151	PMSMK2-S/S	90047	240
MXDP-96/2400	106070	188	MXPP-648	90590	77	PAT-N	108232	44	PMSMKSD	74917	239
MXDP-96/2400-H	106272	188	MXPP-654	90591	77	PAT-N	108232	51	PMSMKSD-S/S	90056	240
MXDP-MAK	106095	190	MXPP-660	90592	77	PAT-N	108232	57	PP-18	78414	104
MXDP-MK	106549	190	MXPP-672	90593	77	PAT-N	108232	64	PP-24	78416	104
MXDP-MPK	106548	190	MXPP-684	90594	77	PAT-N	108232	70	PP-30	78418	104
MXDPB-108/2700	106130	188	MXPP-696	90595	77	PAT-N	108232	117	PP-36	78420	104
MXDPB-108/2700	106130	190	MXPPBK	90607	77	PAT-N	108232	139	PP-42	78422	104
MXDPB-120/3000	106131	188	MXPPE	90598	77	PAT-N	108232	151	PP-48	78424	104
MXDPB-120/3000	106131	190	OIBBK	76950	222	PATHK	78794	44	PP-54	78425	104
MXDPB-48/1200	106122	188	P-CARK-C24/600	78072	124	PATHK	78794	51	PP-60	78451	104
MXDPB-48/1200	106122	190	P-CARK-C30/750	78073	124	PATHK	78794	57	PP72	73017	104
MXDPB-54/1350	106123	188	P-CARK-C36/900	78074	124	PATHK	78794	64	PPS6	73024	104
MXDPB-54/1350	106123	190	P-CARK-C42/1050	78075	124	PATHK	78794	70	PSA150	73156	101



# Index by Ordering Number

ORDERING NUMBER	ITEM CODE	PAGE	ORDERING NUMBER	ITEM CODE	PAGE	ORDERING NUMBER	ITEM CODE	PAGE	ORDERING NUMBER	ITEM CODE	PAGE
PSA150	73156	104	PTEZHD-PBK	90804	227	PTMAHD54VR	90385	234	PTS-60R-UG	77678	231
PSA150	73156	123	PTEZHD-WRBK	90806	227	PTMAHD60R	90382	234	PTS-72R	77672	231
PSA150	73156	126	PTEZMB	90351	227	PTMAHD60T	90378	234	PTS-72R-UG	77679	231
PSSS	74773	104	PTEZPB	90352	227	PTMAHD60VR	90386	234	PTS-AHDSR	93090	233
PSSS	74773	111	PTM24R	75584	235	PTMAHD72R	90383	234	PTS-ASR	93089	233
PSSS	74773	112	PTM24R-S/S	90012	236	PTMAHD72T	90379	234	PTS-DRK	90100	233
PSSS	74773	116	PTM24T	75583	235	PTMAHD72VR	90387	234	PTS-EBK	77702	233
PSSS	74773	120	PTM24T-S/S	90001	236	PTMAHD84R	90384	234	PTS-HDSR	77692	233
PSSS	74773	122	PTM24VR	79669	235	PTMAHD84T	90380	234	PTS-HIBK	77697	233
PST2-R	77725	61	PTM24VR-S/S	90023	236	PTMAHD84VR	90388	234	PTS-IBK	77696	233
PST2-R	77725	68	PTM30R	74899	235	PTMAORR	90197	238	PTS-LHSAA	77756	233
PST2-R	77725	71	PTM30R-S/S	90013	236	PTMHD54R	74905	235	PTS-MBK	77700	233
PST2-R	77725	73	PTM30T	74885	235	PTMHD54R-S/S	90019	236	PTS-MBKUG	77701	233
PST2-S	77724	61	PTM30T-S/S	90002	236	PTMHD54T	74891	235	PTS-PA	77699	233
PST2-S	77724	68	PTM30VR	79670	235	PTMHD54T-S/S	90008	236	PTS-PS	77698	233
PST2-S	77724	71	PTM30VR-S/S	90024	236	PTMHD54VR	79665	235	PTS-RHSAA	77755	233
PST2-S	77724	73	PTM36R	74900	235	PTMHD54VR-S/S	90030	236	PTS-RR21	77680	231
PST2-W	77723	61	PTM36R-S/S	90014	236	PTMHD60R	74906	235	PTS-RR27	77681	231
PST2-W	77723	68	PTM36T	74886	235	PTMHD60R-S/S	90020	236	PTS-RR33	77682	231
PST2-W	77723	71	PTM36T-S/S	90003	236	PTMHD60T	74892	235	PTS-RR39	77683	231
PST2-W	77723	73	PTM36VR	79671	235	PTMHD60T-S/S	90009	236	PTS-RR39	77683	231
PSTA	75896	39	PTM36VR-S/S	90025	236	PTMHD60VR	79666	235	PTS-RR45	77684	231
PSTA	75896	47	PTM42R	74901	235	PTMHD60VR-S/S	90031	236	PTS-RR45	77684	231
PSTA	75896	54	PTM42R-S/S	90015	236	PTMHD72R	74907	235	PTS-RR51	77685	231
PSTA	75896	61	PTM42T	74887	235	PTMHD72R-S/S	90021	236	PTS-RR51	77685	231
PSTA	75896	68	PTM42T-S/S	90004	236	PTMHD72T	74893	235	PTS-RR57	77686	231
PSTA	75896	73	PTM42VR	79672	235	PTMHD72T-S/S	90010	236	PTS-RR57	77686	231
PSTA	75896	80	PTM42VR-S/S	90026	236	PTMHD72VR	79667	235	PTS-RR63	77687	231
PSTA	75896	87	PTM48R	74902	235	PTMHD72VR-S/S	90032	236	PTS-RR63	77687	231
PSTA	75896	137	PTM48R-S/S	90016	236	PTMHD84R	74908	235	PTS-RR69	77688	231
PSTA-S/S	77442	40	PTM48T	74888	235	PTMHD84R-S/S	90022	236	PTS-RR75	77689	231
PSTA-S/S	77442	48	PTM48T-S/S	90005	236	PTMHD84T	74894	235	PTS-RR81	77690	231
PSTS-R	77726	61	PTM48VR	79673	235	PTMHD84T-S/S	90011	236	PTS-SAK	77694	233
PSTS-R	77726	68	PTM48VR-S/S	90027	236	PTMHD84VR	79668	235	PTS-SR	77691	233
PSTS-R	77726	73	PTM54R	74903	235	PTMHD84VR-S/S	90033	236	PTS-WMK	78767	233
PSTS-S	75899	47	PTM54R-S/S	90017	236	PTMSD120R	74912	235	PV-18	78453	101
PSTS-S	75899	54	PTM54T	74889	235	PTMSD120R-S/S	90041	236	PV-24	78415	101
PSTS-S	75899	61	PTM54T-S/S	90006	236	PTMSD120T	74898	235	PV-30	78417	101
PSTS-S	75899	68	PTM54VR	79674	235	PTMSD120T-S/S	90037	236	PV-36	78419	101
PSTS-S	75899	73	PTM54VR-S/S	90028	236	PTMSD120VR	90054	235	PV-42	78421	101
PSTS-S	75899	80	PTM60R	74904	235	PTMSD120VR-S/S	90045	236	PV-48	78423	101
PSTS-S	75899	87	PTM60R-S/S	90018	236	PTMSD72R	74909	235	PV-54	78454	101
PSTS-W	75898	39	PTM60T	74890	235	PTMSD72R-S/S	90038	236	PV-60	78455	101
PSTS-W	75898	47	PTM60T-S/S	90007	236	PTMSD72T	74895	235	PV120-2ESAC	77993	123
PSTS-W	75898	54	PTM60VR	79675	235	PTMSD72T-S/S	90034	236	PV24-ESAC	77981	123
PSTS-W	75898	61	PTM60VR-S/S	90029	236	PTMSD72VR	90051	235	PV30-ESAC	77982	123
PSTS-W	75898	68	PTMA36R	90367	234	PTMSD72VR-S/S	90042	236	PV36-ESAC	77983	123
PSTS-W	75898	73	PTMA36T	90362	234	PTMSD84R	74910	235	PV42-ESAC	77984	123
PSTS-W	75898	80	PTMA36VR	90372	234	PTMSD84R-S/S	90039	236	PV48-ESAC	77985	123
PSTS-W	75898	87	PTMA42R	90368	234	PTMSD84T	74896	235	PV54-ESAC	77986	123
PSTS-W	75898	137	PTMA42T	90363	234	PTMSD84T-S/S	90035	236	PV60-2ESAC	77989	123
PTEZ-18	90265	227	PTMA42VR	90373	234	PTMSD84VR	90052	235	PV60-ESAC	77987	123
PTEZ-24	90266	227	PTMA48R	90369	234	PTMSD84VR-S/S	90043	236	PV72	73438	101
PTEZ-30	90267	227	PTMA48T	90364	234	PTMSD96R	74911	235	PV72-2ESAC	77990	123
PTEZ-36	90268	227	PTMA48VR	90374	234	PTMSD96R-S/S	90040	236	PV72-ESAC	77988	123
PTEZ-42	90269	227	PTMA54R	90370	234	PTMSD96T	74897	235	PV84-2ESAC	77991	123
PTEZ-48	90270	227	PTMA54T	90365	234	PTMSD96T-S/S	90036	236	PV96-2ESAC	77992	123
PTEZDC	90353	227	PTMA54VR	90375	234	PTMSD96VR	90053	235	QB1PCK	90954	173
PTEZHD-42/1050	90616	227	PTMA60R	90371	234	PTMSD96VR-S/S	90044	236	QMT-A-P	91285	39
PTEZHD-42/1050-UG	90798	227	PTMA60T	90366	234	PTPK	75897	61	QMT-A-W	91286	39
PTEZHD-48/1200	90617	227	PTMA60VR	90376	234	PTPK	75897	68	QMT-ATEX	90435	39
PTEZHD-48/1200-UG	90799	227	PTMAAK	90194	238	PTPK	75897	73	QMT-G	76483	39
PTEZHD-54/1350	90618	227	PTMAAKHD	90195	238	PTS-18R	77664	231	QMT-G	76483	47
PTEZHD-54/1350-UG	90800	227	PTMAEKHDR	90192	238	PTS-24R	77665	231	QMT-G	76483	54
PTEZHD-56/1400	90795	227	PTMAEKHDT	90191	238	PTS-30R	77666	231	QMT-G-S/S	77586	40
PTEZHD-60/1500	90619	227	PTMAEKHDVR	90193	238	PTS-30R-UG	77673	231	QMT-G-S/S	77586	48
PTEZHD-60/1500-UG	90801	227	PTMAEKR	90189	238	PTS-36R	77667	231	QMT-P	76074	39
PTEZHD-64/1600	90796	227	PTMAEKT	90188	238	PTS-36R-UG	77674	231	QMT-P	76074	47
PTEZHD-72/1800	90620	227	PTMAEKVR	90190	238	PTS-42R	77668	231	QMT-P	76074	54
PTEZHD-72/1800-UG	90802	227	PTMAFASK	90196	238	PTS-42R-UG	77675	231	QMT-P	76074	80
PTEZHD-80/2000	90797	227	PTMAFMKHDR	90187	238	PTS-48R	77669	231	QMT-P	76074	87
PTEZHD-84/2100	90621	227	PTMAFMKR	90186	238	PTS-48R-UG	77676	231	QMT-P-S/S	77584	40
PTEZHD-DCK	90805	227	PTMAFMKT	90185	238	PTS-54R	77670	231	QMT-P-S/S	77584	48
PTEZHD-JBBK	90807	227	PTMAHD54R	90381	234	PTS-54R-UG	77677	231	QMT-S	79039	47
PTEZHD-MBK	90803	227	PTMAHD54T	90377	234	PTS-60R	77671	231	QMT-S	79039	54

# Index by Ordering Number

ORDERING NUMBER	ITEM CODE	PAGE	ORDERING NUMBER	ITEM CODE	PAGE	ORDERING NUMBER	ITEM CODE	PAGE	ORDERING NUMBER	ITEM CODE	PAGE
QMT-S	79039	80	R-CARK-C72/1800	78105	128	RBAGSCM-70	76581	176	RBSE-52	79868	177
QMT-S	79039	87	R-CARK-V24/600	78106	128	RBAS4-18	76032	178	RBSE-58	79869	177
QMT-S-S/S	79059	48	R-CARK-V30/750	78107	128	RBAS4-24	76033	178	RBSE-64	79870	177
QMT-W	76075	39	R-CARK-V36/900	78108	128	RBAS4-30	76034	178	RBSE-70	79871	177
QMT-W	76075	47	R-CARK-V42/1050	78109	128	RBAS4-36	76035	178	RC120-2ESAC	77980	127
QMT-W	76075	54	R-CARK-V48/1200	78110	128	RBAS4-42	76036	178	RC18	74618	105
QMT-W	76075	80	R-CARK-V54/1350	78111	128	RBAS4-48	76037	178	RC24	74619	105
QMT-W	76075	87	R-CARK-V60/1500	78112	128	RBAS4-54	76038	178	RC24-ESAC	77968	127
QMT-W-S/S	77585	40	R-CARK-V72/1800	78113	128	RBAS4-60	76039	178	RC30	74620	105
QMT-W-S/S	77585	48	R-CARK2-C120/3000	78118	128	RBAS4-72	76040	178	RC30-ESAC	77969	127
QMTBK-G	76540	39	R-CARK2-C60/1500	78114	128	RBDT-6C	90614	182	RC36	74621	105
QMTBK-G	76540	40	R-CARK2-C72/1800	78115	128	RBDTXHD-13C	90615	183	RC36-ESAC	77970	127
QMTBK-G	76540	47	R-CARK2-C84/2100	78116	128	RBDTXHD-6.5C	77517	183	RC42	74622	105
QMTBK-G	76540	48	R-CARK2-C96/2400	78117	128	RBP1R-L	90648	224	RC42-ESAC	77971	127
QMTBK-G	76540	54	R-CARK2-V120/3000	78123	128	RBP1R-M	90647	224	RC48	74623	105
QMTBK-P	76097	39	R-CARK2-V60/1500	78119	128	RBP1R-S	90646	224	RC48-ESAC	77972	127
QMTBK-P	76097	40	R-CARK2-V72/1800	78120	128	RBP1R-XL	90649	224	RC54	74624	105
QMTBK-P	76097	47	R-CARK2-V84/2100	78121	128	RBP1S-L	74560	224	RC54-ESAC	77973	127
QMTBK-P	76097	48	R-CARK2-V96/2400	78122	128	RBP1S-M	74559	224	RC60	74625	105
QMTBK-P	76097	54	RAPEK	77423	157	RBP1S-S	74558	224	RC60-2ESAC	77976	127
QMTBK-P	76097	80	RB38BP	79481	172	RBP1S-XL	74561	224	RC60-ESAC	77974	127
QMTBK-P	76097	87	RB38BP	79481	178	RBPFK-L	75524	226	RC72	74626	105
QMTBK-W	76098	39	RB38BP	79481	179	RBPFK-M	75523	226	RC72-2ESAC	77977	127
QMTBK-W	76098	40	RB6DH	76571	181	RBPFK-S	75522	226	RC72-ESAC	77975	127
QMTBK-W	76098	47	RB6SA	76570	180	RBPFK-XL	75525	226	RC84-2ESAC	77978	127
QMTBK-W	76098	48	RBAER-10	76041	179	RBPIT-L	75529	226	RC96-2ESAC	77979	127
QMTBK-W	76098	54	RBAER-16	76042	179	RBPIT-M	75528	226	RCAP-24/600	77921	130
QMTBK-W	76098	61	RBAER-22	76043	179	RBPIT-S	75527	226	RCAP-30/750	77922	130
QMTBK-W	76098	68	RBAER-28	76044	179	RBPIT-XL	75530	226	RCAP-36/900	77923	130
QMTBK-W	76098	73	RBAER-34	76045	179	RBPMBK	75526	226	RCAP-42/1050	77924	130
QMTBK-W	76098	80	RBAER-40	76046	179	RBPRET	73163	226	RCAP-48/1200	77925	130
QMTBK-W	76098	87	RBAER-44	76655	179	RBPRET	73163	233	RCAP-54/1350	77926	130
QMTBK-W	76098	137	RBAER-46	76047	179	RBP RR-L	90652	226	RCAP-60/1500	77927	130
QMTPAK	76096	39	RBAER-52	76048	179	RBP RR-M	90651	226	RCAP-72/1800	77928	130
QMTPAK	76096	47	RBAER-58	76049	179	RBP RR-S	90650	226	RDP1-L	74694	185
QMTPAK	76096	54	RBAER-70	76050	179	RBP RR-XL	90653	226	RDP1-M	74693	185
QMTPAK	76096	80	RBAGM-16	77106	29	RBPSR-L	74564	226	RDP1-S	74692	185
QMTPAK	76096	87	RBAGM-16	77106	175	RBPSR-M	74563	226	RDP1-XL	74695	185
QMTPAK	76096	137	RBAGM-22	77107	29	RBPSR-S	74562	226	RDPBK-L	74701	185
QMTPAK-S/S	77587	40	RBAGM-22	77107	175	RBPSR-XL	74565	226	RDPBK-L	74701	187
QMTPAK-S/S	77587	48	RBAGM-28	77108	29	RBQB1-16/400	90935	173	RDPBK-M	74700	185
QMTPSBK	76099	39	RBAGM-28	77108	175	RBQB1-18/450	90936	173	RDPBK-M	74700	187
QMTPSBK	76099	47	RBAGM-34	77109	29	RBQB1-22/550	90937	173	RDPBK-S	74699	185
QMTPSBK	76099	54	RBAGM-34	77109	175	RBQB1-24/600	90938	173	RDPBK-S	74699	187
QMTPSBK	76099	80	RBAGM-40	77110	29	RBQB1-28/700	90939	173	RDPBK-XL	74702	185
QMTPSBK	76099	87	RBAGM-40	77110	175	RBQB1-30/750	90940	173	RDPBK-XL	74702	187
QMTPSBK-S/S	77588	40	RBAGM-46	77111	29	RBQB1-34/850	90941	173	RDPFK-L	75568	187
QMTPSBK-S/S	77588	48	RBAGM-46	77111	175	RBQB1-36/900	90942	173	RDPFK-M	75567	187
QMTS-G	76484	39	RBAGS-16	75995	175	RBQB1-40/1000	90943	173	RDPFK-S	75566	187
QMTS-G	76484	47	RBAGS-18	76967	175	RBQB1-42/1050	90944	173	RDPFK-XL	75569	187
QMTS-G	76484	54	RBAGS-22	75996	175	RBQB1-46/1150	90945	173	RDPMBK	74698	187
QMTS-G-S/S	77452	24	RBAGS-24	76968	175	RBQB1-48/1200	90946	173	RDPMSK	74705	187
QMTS-G-S/S	77452	40	RBAGS-28	75997	175	RBQB1-52/1300	90947	173	RMC1	75817	248
QMTS-G-S/S	77452	48	RBAGS-30	76969	175	RBQB1-54/1350	90948	173	RMC1-50	75833	248
QMTS-P	75845	19	RBAGS-34	75998	175	RBQB1-58/1450	90949	173	RMC1-BCP	76414	248
QMTS-P	75845	39	RBAGS-36	76970	175	RBQB1-60/1500	90950	173	RMC1-BPP	76415	248
QMTS-P	75845	47	RBAGS-40	75999	175	RBQB1-64/1600	90951	173	RMC1-BPP	76415	251
QMTS-P	75845	54	RBAGS-42	76971	175	RBQB1-70/1750	90952	173	RMC1-BPP	76415	252
QMTS-P	75845	80	RBAGS-46	76028	175	RBQB1-72/1800	90953	173	RMC1-CB	75820	248
QMTS-P	75845	87	RBAGS-48	76972	175	RBQC1HD-12	75985	172	RMC1-CB	75820	251
QMTS-P	75845	137	RBAGS-52	76029	175	RBQC1HD-18	75986	172	RMC1-CB	75820	252
QMTS-P-S/S	77450	24	RBAGS-54	76973	175	RBQC1HD-24	75987	172	RMC1-CP	75819	248
QMTS-P-S/S	77450	40	RBAGS-58	76030	175	RBQC1HD-30	75988	172	RMC1-LS	75834	248
QMTS-P-S/S	77450	48	RBAGS-60	76974	175	RBQC1HD-36	75989	172	RMC1-LSBPP	76538	248
QMTS-S-S/S	79056	48	RBAGS-70	76031	175	RBQC1HD-42	75990	172	RMC1-LSPP	75836	248
QMTS-W-S/S	77451	24	RBAGS-72	76975	175	RBQC1HD-48	75991	172	RMC1-PL	75821	248
QMTS-W-S/S	77451	40	RBAGS-84	76976	175	RBQC1HD-54	75992	172	RMC1-PP	75832	248
QMTS-W-S/S	77451	48	RBAGSCM-16	76572	176	RBQC1HD-66	75993	172	RMC1LS-PL	75835	248
R-CARK-C24/600	78098	128	RBAGSCM-22	76573	176	RBSE-10	79861	177	RMC2-FS-1	76558	252
R-CARK-C30/750	78099	128	RBAGSCM-28	76574	176	RBSE-16	79862	177	RMC2-FS-50	77330	252
R-CARK-C36/900	78100	128	RBAGSCM-34	76575	176	RBSE-22	79863	177	RMC2-FSAPK	76559	252
R-CARK-C42/1050	78101	128	RBAGSCM-40	76576	176	RBSE-28	79864	177	RP-18	78426	107
R-CARK-C48/1200	78102	128	RBAGSCM-46	76577	176	RBSE-34	79865	177	RP-24	78427	107
R-CARK-C54/1350	78103	128	RBAGSCM-52	76578	176	RBSE-40	79866	177	RP-30	78428	107
R-CARK-C60/1500	78104	128	RBAGSCM-58	76579	176	RBSE-46	79867	177	RP-36	78429	107

# Index by Ordering Number

ORDERING NUMBER	ITEM CODE	PAGE	ORDERING NUMBER	ITEM CODE	PAGE	ORDERING NUMBER	ITEM CODE	PAGE	ORDERING NUMBER	ITEM CODE	PAGE
RP-42	78430	107	RV-54	78408	105	RWSECS-84C	91569	156	SATB	76083	153
RP-48	78431	107	RV-60	78409	105	RWSECS-84F	91426	156	SATHB	76084	121
RP-54	78432	107	RV-72	74641	105	RWSECS-96C	91570	156	SATHB	76084	141
RP-60	78433	107	RV120-2ESAC	78006	127	RWSECS-96F	91427	156	SATHB	76084	153
RP-72	74612	107	RV24-ESAC	77994	127	SAC2-TIP-TL	77866	126	SATXDMK	91415	153
RRTD6-24	79874	195	RV30-ESAC	77995	127	SAC2-TIP-TL	77866	130	SATXDMK	91415	121
RRTD6-30	79875	195	RV36-ESAC	77996	127	SAC2-TIP-TL	77866	134	SATXDMK	91415	141
RRTD6-36	79876	195	RV42-ESAC	77997	127	SACHP2	77768	126	SATXDNCB	91414	153
RRTD6-42	79877	195	RV48-ESAC	77998	127	SACHP2	77768	130	SATXDNCB	91414	121
RRTD6-48	79878	195	RV54-ESAC	77999	127	SACHP2	77768	134	SATXDNCB	91414	141
RRTD6-54	79879	195	RV60-2ESAC	78002	127	SACKRP	77885	126	SB2	79970	207
RRTD6-60	79880	195	RV60-ESAC	78000	127	SACKRP	77885	130	SB2	79970	210
RRTD6-72	79881	195	RV72-2ESAC	78003	127	SACKRP	77885	134	SB2F	79988	207
RRTID6-24	79883	198	RV72-ESAC	78001	127	SACPL-24/600	77887	126	SB2F	79988	210
RRTID6-24	79883	207	RV84-2ESAC	78004	127	SACPL-24/600	77887	130	SB4	78789	195
RRTID6-30	79884	198	RV96-2ESAC	78005	127	SACPL-24/600	77887	134	SB4	78789	198
RRTID6-30	79884	207	RVT6-S/S	76205	122	SACPL-30/750	77888	126	SB4	78789	201
RRTID6-36	79885	198	RWPBLD-18	90087	155	SACPL-30/750	77888	130	SB4	78789	204
RRTID6-36	79885	207	RWPBLD-24	90088	155	SACPL-30/750	77888	134	SB4	78789	212
RRTID6-42	79886	198	RWPBLD-30	90089	155	SACPL-36/900	77889	126	SB4	78789	214
RRTID6-42	79886	207	RWPBLD-36	90090	155	SACPL-36/900	77889	130	SB4	78789	216
RRTID6-48	79887	198	RWPBLD-42	90091	155	SACPL-36/900	77889	134	SB5	78790	195
RRTID6-48	79887	207	RWPBLD-48	90092	155	SACPL-42/1050	77890	126	SB5	78790	198
RRTID6-54	79888	198	RWPBLD-54	90093	155	SACPL-42/1050	77890	130	SB5	78790	201
RRTID6-54	79888	207	RWPBLD-60	90094	155	SACPL-42/1050	77890	134	SB5	78790	204
RRTID6-60	79889	198	RWPBLD-66	90095	155	SACPL-48/1200	77891	126	SB5	78790	212
RRTID6-60	79889	207	RWPBLD-72	90096	155	SACPL-48/1200	77891	130	SB5	78790	214
RRTID6-72	79890	198	RWPBLD-78	90097	155	SACPL-48/1200	77891	134	SB5	78790	216
RRTID6-72	79890	207	RWPBLD-84	90098	155	SACPL-54/1350	77892	126	SB5	78790	218
RS-24	91725	242	RWPBLD-90	90099	155	SACPL-54/1350	77892	130	SB5	78790	220
RS-30	91726	242	RWPPREC-1230	90078	154	SACPL-54/1350	77892	134	SE6-R36	90220	238
RS-36	91727	242	RWPPREC-1236	90079	154	SACPL-60/1500	77893	126	SE6-R42	90221	238
RS-42	91728	242	RWPPREC-1242	90080	154	SACPL-60/1500	77893	130	SE6-R48	90222	238
RS-48	91729	242	RWPPREC-1248	90081	154	SACPL-60/1500	77893	134	SE6-R54	90223	238
RS-54	91730	242	RWPPREC-1254	90082	154	SACPL-72/1800	77894	126	SE6-R60	90224	238
RS-60	91731	242	RWPPREC-1260	90083	154	SACPL-72/1800	77894	130	SE6-R72	90225	238
RS-66	91732	242	RWPPREC-1272	90084	154	SACPL-72/1800	77894	134	SE6-R84	90226	238
RS-72	91733	242	RWPPREC-1284	90085	154	SACPL2-120/3000	77899	126	SE6-T36	90227	238
RS-84	91734	242	RWPPREC-1296	90086	154	SACPL2-120/3000	77899	130	SE6-T42	90228	238
RS-96	91735	242	RWPPREC-1836	91214	154	SACPL2-120/3000	77899	134	SE6-T48	90229	238
RSA	76249	107	RWPPREC-1842	91215	154	SACPL2-60/1500	77895	126	SE6-T54/VR36	90230	238
RSA	76249	130	RWPPREC-1848	91216	154	SACPL2-60/1500	77895	130	SE6-T60/VR42	90231	238
RSA150	73628	105	RWPPREC-1854	91217	154	SACPL2-60/1500	77895	134	SE6-T72/VR48	90232	238
RSA150	73628	107	RWPPREC-1860	91218	154	SACPL2-72/1800	77896	126	SE6-T84	90233	238
RSA150	73628	108	RWPPREC-1872	91219	154	SACPL2-72/1800	77896	130	SE6-VR54	90234	238
RSA150	73628	111	RWPPREC-1884	91220	154	SACPL2-72/1800	77896	134	SE6-VR60	90235	238
RSA150	73628	112	RWPPREC-1896	91221	154	SACPL2-84/2100	77897	126	SE6-VR72	90236	238
RSA150	73628	113	RWPPREC-624	90068	154	SACPL2-84/2100	77897	130	SE6-VR84	90319	238
RSA150	73628	114	RWPPREC-630	90069	154	SACPL2-84/2100	77897	134	SHIM-KITH	77550	216
RSA150	73628	115	RWPPREC-636	90070	154	SACPL2-96/2400	77898	126	SHIM-KITL	77548	195
RSA150	73628	116	RWPPREC-642	90071	154	SACPL2-96/2400	77898	130	SHIM-KITL	77548	198
RSA150	73628	120	RWPPREC-648	90072	154	SACPL2-96/2400	77898	134	SHIM-KITL	77548	201
RSA150	73628	122	RWPPREC-654	90073	154	SACRH	77883	126	SHIM-KITL	77548	212
RSA150	73628	127	RWPPREC-660	90074	154	SACRH	77883	130	SHIM-KITM	77549	204
RSA150	73628	130	RWPPREC-672	90075	154	SACRH	77883	134	SHIM-KITM	77549	214
RSA150	73628	131	RWPPREC-684	90076	154	SACRHL	77884	126	SHIM-KITMOD	79989	207
RSA150	73628	134	RWPPREC-696	90077	154	SACRHL	77884	130	SHIM-KITMOD	79989	210
RSA150	73628	109	RWSECS-18C	91560	156	SACRHL	77884	134	SKC-24	91751	245
RSRR-24	92170	245	RWSECS-18F	91417	156	SACRKN	77882	126	SKC-30	91752	245
RSRR-30	92171	245	RWSECS-24C	91561	156	SACRKN	77882	130	SKC-36	91753	245
RSRR-36	92172	245	RWSECS-24F	91418	156	SACRKN	77882	134	SKC-42	91754	245
RSRR-42	92173	245	RWSECS-30C	91562	156	SACRKT	77886	126	SKC-48	91755	245
RSRR-48	92174	245	RWSECS-30F	91419	156	SACRKT	77886	130	SKC-54	91756	245
RSRR-54	92175	245	RWSECS-36C	91563	156	SACRKT	77886	134	SKC-60	91757	245
RSRR-60	92176	245	RWSECS-36F	91420	156	SACSK	77052	134	SKC-66	91758	245
RSRR-66	92177	245	RWSECS-42C	91564	156	SACSRC	77065	134	SKC-72	91759	245
RSRR-72	92178	245	RWSECS-42F	91421	156	SAT2AK	78733	120	SKC-84	91760	245
RSRR-84	92179	245	RWSECS-48C	91565	156	SAT2AK	78733	121	SKC-96	91761	245
RSRR-96	92180	245	RWSECS-48F	91422	156	SAT2AK	78733	141	SKPU-10X1/2X25	91311	246
RV-18	78402	105	RWSECS-54C	91566	156	SAT2AK	78733	153	SKPU-10X1/2X50	91316	246
RV-24	78403	105	RWSECS-54F	91423	156	SAT2PM	78732	121	SKPU-10X1X25	91314	246
RV-30	78404	105	RWSECS-60C	91567	156	SAT2PM	78732	141	SKPU-10X1X50	91319	246
RV-36	78405	105	RWSECS-60F	91424	156	SAT2PM	78732	153	SKPU-10X3/4X25	91313	246
RV-42	78406	105	RWSECS-72C	91568	156	SATB	76083	121	SKPU-10X3/4X50	91318	246
RV-48	78407	105	RWSECS-72F	91425	156	SATB	76083	141	SKPU-10X3/8X25	91310	246

# Index by Ordering Number

ORDERING NUMBER	ITEM CODE	PAGE	ORDERING NUMBER	ITEM CODE	PAGE	ORDERING NUMBER	ITEM CODE	PAGE	ORDERING NUMBER	ITEM CODE	PAGE
SKPU-10X3/8X50	91315	246	SPK36	74712	161	SSTXD-S	91409	112	TLU-48	93114	251
SKPU-10X5/8X25	91312	246	SPK42	74713	161	SSTXD-S	91409	153	TLUWK-48	93118	250
SKPU-10X5/8X50	91317	246	SPK48	74714	161	SSTXD-S	91409	120	TRB-HT102	92704	45
SKPU-12X1/2X25	91321	246	SPK54	74715	161	SSTXD-S	91409	141	TRB-HT102	92704	52
SKPU-12X1/2X50	91326	246	SPK60	74716	161	SSTXD-W	91408	112	TRB-HT108	92710	45
SKPU-12X1X25	91324	246	SPK72	74717	161	SSTXD-W	91408	153	TRB-HT108	92710	52
SKPU-12X1X50	91329	246	SPKHD120	74721	161	SSTXD-W	91408	120	TRB-HT114	92716	45
SKPU-12X3/4X25	91323	246	SPKHD42	74952	161	SSTXD-W	91408	141	TRB-HT114	92716	52
SKPU-12X3/4X50	91328	246	SPKHD48	74953	161	SSTXDMK	91412	112	TRB-HT18	78754	45
SKPU-12X3/8X25	91320	246	SPKHD54	74954	161	SSTXDMK	91412	153	TRB-HT18	78754	52
SKPU-12X3/8X50	91325	246	SPKHD60	74955	161	SSTXDMK	91412	120	TRB-HT24	78755	45
SKPU-12X5/8X25	91322	246	SPKHD72	74718	161	SSTXDMK	91412	141	TRB-HT24	78755	52
SKPU-12X5/8X50	91327	246	SPKHD84	74719	161	STAK	75847	134	TRB-HT30	78756	45
SKPU-4X1/2X25	91289	246	SPKHD96	74720	161	STAK	75847	120	TRB-HT30	78756	52
SKPU-4X1/2X50	91294	246	SPMK2	75578	161	STAK	75847	122	TRB-HT36	78757	45
SKPU-4X1X25	91292	246	SPMK3	75579	161	STAK	75847	141	TRB-HT36	78757	52
SKPU-4X1X50	91297	246	SPN	74746	161	STAKHD	75892	120	TRB-HT42	78758	45
SKPU-4X3/4X25	91291	246	SPPN	74748	161	STAKHD	75892	122	TRB-HT42	78758	52
SKPU-4X3/4X50	91296	246	SPPR	74744	161	STAKHD	75892	134	TRB-HT48	78759	45
SKPU-4X3/8X25	91288	246	SPYS	74743	161	STAKHD	75892	141	TRB-HT48	78759	52
SKPU-4X3/8X50	91293	246	SRBK	74941	164	STGK2	77867	112	TRB-HT54	78760	45
SKPU-4X5/8X25	91290	246	SSRB	75978	73	STGK2	77867	120	TRB-HT54	78760	52
SKPU-4X5/8X50	91295	246	SST-BUK	76943	120	STGK2	77867	121	TRB-HT60	78761	45
SKPU-6X1/2X25	90283	246	SST-BUK	76943	141	STGK2	77867	141	TRB-HT60	78761	52
SKPU-6X1/2X50	91222	246	SST-BUK-S/S	77636	122	STGK2	77867	141	TRB-HT66	78762	45
SKPU-6X1X25	91300	246	SST2HD-B-S/S	77639	122	STGK2	77867	153	TRB-HT66	78762	52
SKPU-6X1X50	91303	246	SST2HD-G-S/S	79042	122	STGK2	77867	153	TRB-HT72	78763	45
SKPU-6X3/4X25	90284	246	SST2HD-S-S/S	77638	122	STGK2-S/S	77635	122	TRB-HT72	78763	52
SKPU-6X3/4X50	91223	246	SST2HD-W-S/S	77637	122	STHDMK2-S/S	77634	122	TRB-HT78	78764	45
SKPU-6X3/8X25	91298	246	SSTBK-B	76637	112	STHDM2-S/S	77633	122	TRB-HT78	78764	52
SKPU-6X3/8X50	91301	246	SSTBK-B	76637	120	STJK	74417	19	TRB-HT84	78765	45
SKPU-6X5/8X25	91299	246	SSTBK-B	76637	122	STJK	74417	137	TRB-HT84	78765	52
SKPU-6X5/8X50	91302	246	SSTBK-B	76637	141	STJK	74417	167	TRB-HT90	78766	45
SKPU-8X1/2X25	90285	246	SSTBK-B	76637	153	STJM	74775	19	TRB-HT90	78766	52
SKPU-8X1/2X50	91224	246	SSTBK-W	76636	112	STJM	74775	137	TRB-HT96	92698	45
SKPU-8X1X25	91306	246	SSTBK-W	76636	120	STJM	74775	167	TRB-HT96	92698	52
SKPU-8X1X50	91309	246	SSTBK-W	76636	122	STKD	74504	167	TRB-UHT102	92788	45
SKPU-8X3/4X25	90286	246	SSTBK-W	76636	141	STKHSD	74316	167	TRB-UHT102	92788	52
SKPU-8X3/4X50	91225	246	SSTBK-W	76636	153	STKHSS	74313	167	TRB-UHT108	92794	45
SKPU-8X3/8X25	91304	246	SSTHB	79582	112	STKS	74505	167	TRB-UHT108	92794	52
SKPU-8X3/8X50	91307	246	SSTHB	79582	120	STLP	79535	144	TRB-UHT114	92800	45
SKPU-8X5/8X25	91305	246	SSTHB	79582	141	STS-B	75844	100	TRB-UHT114	92800	52
SKPU-8X5/8X50	91308	246	SSTHB	79582	153	STS-B	75844	111	TRB-UHT18	91865	45
SKPU-DUAL-6X1/2X25	91400	247	SSTHB-S/S	79586	122	STS-B	75844	112	TRB-UHT18	91865	52
SKPU-DUAL-6X1/2X50	91404	247	SSTHDPM	77868	112	STS-B	75844	120	TRB-UHT24	91866	45
SKPU-DUAL-6X3/4X25	91401	247	SSTHDPM	77868	120	STS-B	75844	121	TRB-UHT24	91866	52
SKPU-DUAL-6X3/4X50	91405	247	SSTHDPM	77868	141	STS-B	75844	141	TRB-UHT30	91867	45
SKPU-DUAL-8X1/2X25	91402	247	SSTHDPM	77868	153	STS-B	75844	153	TRB-UHT30	91867	52
SKPU-DUAL-8X1/2X50	91406	247	SSTHK	79070	120	STS-B-S/S	77632	122	TRB-UHT36	91868	45
SKPU-DUAL-8X3/4X25	91403	247	SSTHK	79070	134	STS-G	78142	120	TRB-UHT36	91868	52
SKPU-DUAL-8X3/4X50	91407	247	SSTHK	79070	141	STS-G	78142	141	TRB-UHT42	91869	45
SL-48	91841	245	SSTHK-S/S	79071	122	STS-G	78142	153	TRB-UHT42	91869	52
SL-48	91841	251	SSTLBK	79493	112	STS-G-S/S	79057	122	TRB-UHT48	91870	45
SLAWK-48	93115	250	SSTLBK	79493	120	STS-S	75843	100	TRB-UHT48	91870	52
SLU-48	93113	251	SSTLBK	79493	122	STS-S	75843	111	TRB-UHT54	91871	45
SLUWK-48	93116	250	SSTLBK	79493	141	STS-S	75843	112	TRB-UHT54	91871	52
SP-24	91747	242	SSTLBK	79493	153	STS-S	75843	120	TRB-UHT60	91872	45
SP-48	91748	242	SSTLMB	76072	109	STS-S	75843	121	TRB-UHT60	91872	52
SP-72	91749	242	SSTLMB	76072	114	STS-S	75843	141	TRB-UHT66	91873	45
SP-96	91750	242	SSTLMB	76072	138	STS-S	75843	153	TRB-UHT66	91873	52
SPBV	74742	161	SSTLMB	76072	157	STS-S-S/S	77631	122	TRB-UHT72	91874	45
SPCP	74734	161	SSTOTA	76073	114	STS-W	75846	111	TRB-UHT72	91874	52
SPG	74747	161	SSTOTA	76073	138	STS-W	75846	112	TRB-UHT78	91875	45
SPG-CVR-A	77387	158	SSTOTA	76073	157	STS-W	75846	120	TRB-UHT78	91875	52
SPG-CVR-B	77388	158	SSTSMB	76071	109	STS-W	75846	121	TRB-UHT84	91876	45
SPG-CVR-C	77389	158	SSTSMB	76071	114	STS-W	75846	141	TRB-UHT84	91876	52
SPG-CVR-D	77390	158	SSTSMB	76071	138	STS-W	75846	153	TRB-UHT90	91877	45
SPG-CVR-E	77391	158	SSTSMB	76071	157	STS-W-S/S	77630	122	TRB-UHT90	91877	52
SPG-CVR-F	77392	158	SSTXD-B	91410	112	STTS	74419	19	TRB-UHT96	92782	45
SPG-CVR-G	77393	158	SSTXD-B	91410	153	STTS	74419	137	TRB-UHT96	92782	52
SPG-CVR-H	77741	158	SSTXD-B	91410	120	STTS	74419	167	TRB102	90359	45
SPH10	74745	161	SSTXD-B	91410	141	TEN-LOCK-KIT	77443	158	TRB102	90359	52
SPK18	74709	161	SSTXD-G	91411	153	TL-48	91842	245	TRB108	90360	45
SPK24	74710	161	SSTXD-G	91411	120	TL-48	91842	251	TRB108	90360	52
SPK30	74711	161	SSTXD-G	91411	141	TLAWK-48	93117	250	TRB114	90361	45



# Index by Ordering Number

ORDERING NUMBER	ITEM CODE	PAGE	ORDERING NUMBER	ITEM CODE	PAGE	ORDERING NUMBER	ITEM CODE	PAGE	ORDERING NUMBER	ITEM CODE	PAGE
TRB114	90361	52	TUG8B-48-AL	31738	259	UST-W	76795	137	WCLN42-30	71138	266
TRB18	76485	45	TUG8B-54-AL	31739	259	USTSC	79299	137	WCLN48-16	71139	266
TRB18	76485	52	TUG8B-60-AL	31740	259	USTSC	79299	137	WCLN48-30	71144	266
TRB18	76485	174	TUG8B-72-AL	31741	259	USTSCHD	79300	137	WCLN54-16	71149	266
TRB24	76486	45	TUG8B-84-AL	31742	259	USTSCHD	79300	137	WCLN54-30	71145	266
TRB24	76486	52	TUG8B-96-AL	31743	259	USTSCK	79202	137	WCLN60-16	71165	266
TRB24	76486	174	TUG8C	31799	260	USTSCKHD	79204	137	WCLN60-30	71146	266
TRB30	76487	45	TUG8E	31747	259	UTC18	76712	135	WCLN72-16	71151	266
TRB30	76487	52	TUG8P-36-AL	31720	259	UTC24	76713	135	WCLN72-30	71147	266
TRB30	76487	174	TUG8P-42-AL	31721	259	UTC30	76714	135	WFRD18-16	72187	265
TRB36	76488	45	TUG8P-48-AL	31722	259	UTC36	76715	135	WFRD18-30	72188	265
TRB36	76488	52	TUG8P-54-AL	31723	259	UTC42	76716	135	WFRD24-16	72189	265
TRB36	76488	174	TUG8P-60-AL	31724	259	UTC48	76717	135	WFRD24-30	72190	265
TRB42	76489	45	TUG8P-72-AL	31725	259	UTC54	76718	135	WFRD30-16	72191	265
TRB42	76489	52	TUG8P-84-AL	31726	259	UTC60	76719	135	WFRD30-30	72192	265
TRB42	76489	174	TUG8P-96-AL	31727	259	UTC72	76720	135	WFRD36-16	72193	265
TRB48	76490	45	TUG8S	31794	260	UTC84	76721	135	WFRD36-30	72194	265
TRB48	76490	52	TUGH	31792	260	UTF18	76724	135	WFRD42-16	72195	265
TRB48	76490	174	UBTK	76977	137	UTF24	76725	135	WFRD42-30	72196	265
TRB54	76491	45	UFB18	74448	135	UTF30	76726	135	WFRD48-16	72197	265
TRB54	76491	52	UFB24	74449	135	UTF36	76727	135	WFRD48-30	72198	265
TRB54	76491	174	UFB30	74450	135	UTF42	76728	135	WFRD54-16	72199	265
TRB60	76492	45	UFB36	74451	135	UTF48	76729	135	WFRD54-30	72200	265
TRB60	76492	52	UFB42	74452	135	UTF54	76730	135	WFRD60-16	72201	265
TRB60	76492	174	UFB48	74453	135	UTF60	76731	135	WFRD60-30	72202	265
TRB66	76493	45	UFB54	74454	135	UTF72	76732	135	WFRD72-16	72203	265
TRB66	76493	52	UFB60	74455	135	UTF84	76733	135	WFRD72-30	72204	265
TRB66	76493	174	UFB72	74456	135	VAK	76416	187	WND18-16	72169	265
TRB72	76494	45	UFB84	74460	135	VBK-72	74457	184	WND18-30	72170	265
TRB72	76494	52	UHDBTK	76978	137	VBK-72	74457	187	WND24-16	72171	265
TRB72	76494	174	UHMK	76793	137	VBK-84	74458	184	WND24-30	72172	265
TRB78	76697	45	UHMK	76793	137	VBK-84	74458	187	WND30-16	72173	265
TRB78	76697	52	UHPB2	79207	137	VBK-96	74459	184	WND30-30	72174	265
TRB78	76697	174	UHSPK	76791	137	VBK-96	74459	187	WND36-16	72175	265
TRB84	77047	45	UHSPK	76791	137	VBK-L	73193	184	WND36-30	72176	265
TRB84	77047	52	UHVC	79453	80	VBK-L	73193	187	WND42-16	72177	265
TRB84	77047	174	UMBK	76789	137	VBK-M	73192	184	WND42-30	72178	265
TRB90	77048	45	UMBK	76789	137	VBK-M	73192	187	WND48-16	72179	265
TRB90	77048	52	UPBKA	114389	137	VBK-S	73191	184	WND48-30	72180	265
TRB90	77048	174	UPFCC	79320	113	VBK-S	73191	187	WND54-16	72181	265
TRB96	90358	45	UPFCC	79320	120	VBK-XS	73190	184	WND54-30	72182	265
TRB96	90358	52	UPSBK	76784	137	VBK-XS	73190	187	WND60-16	72183	265
TUG6-36-AL	31700	259	URCB18/450	76748	135	VCS	73533	187	WND60-30	72184	265
TUG6-42-AL	31701	259	URCB24/600	76749	135	VMBK	73399	187	WND72-16	72185	265
TUG6-48-AL	31702	259	URCB30/750	76750	135	VMF72	74398	187	WND72-30	72186	265
TUG6-54-AL	31703	259	URCB36/900	76751	135	VMF84	74399	187	XDST-B	90613	77
TUG6-60-AL	31704	259	URCB42/1050	76752	135	VMF96	74440	187	XDST-P	90612	77
TUG6-72-AL	31705	259	URCB48/1200	76753	135	VMFL	74038	187	XDST-W	90611	77
TUG6B-12-AL	31728	259	URCB54/1350	76754	135	VMFM	74037	187	XDSTBK-B	90606	77
TUG6B-36-AL	31729	259	URCB60/1500	76755	135	VMFS	73549	187	XDSTBK-P	90605	77
TUG6B-42-AL	31730	259	URCB72/1800	76756	135	VMFXS	73535	187	XDSTBK-W	90604	77
TUG6B-48-AL	31731	259	URCB84/2100	76757	135	VMLK	74982	187	XDSTJNK	90610	77
TUG6B-54-AL	31732	259	USB12	90409	74	VP72	74395	187	XDSTMPK	90599	77
TUG6B-60-AL	31733	259	USB12	90409	77	VP84	74396	187	XDSTPAK	90600	77
TUG6B-72-AL	31734	259	USB6	90410	74	VP96	74397	187	XDSTPSBK	90608	77
TUG6C	31798	260	USB6	90410	77	VPL	73410	187	XDSTS-B	90603	77
TUG6E	31744	259	USBBRP	90412	77	VPM	73409	187	XDSTS-P	90602	77
TUG6P-36-AL	31714	259	USBP	90411	77	VPS	73408	187	XDSTS-W	90601	77
TUG6P-42-AL	31715	259	USMK	76792	137	VPXS	73400	187	XDSTAK	90609	77
TUG6P-48-AL	31716	259	USMK	76792	137	VSC	74983	187	YCARD-18/450-P	79617	94
TUG6P-54-AL	31717	259	USP18/450	76772	137	VUBK-72	75574	184	YCARD-18/450-R	91805	94
TUG6P-60-AL	31718	259	USP24/600	76773	137	VUBK-84	75575	184	YCARD-18/450-TC	79811	94
TUG6P-72-AL	31719	259	USP30/750	76774	137	VUBK-96	75576	184	YCARD-18/450-W	79611	94
TUG6S	31793	260	USP36/900	76775	137	VUBK-L	75573	184	YCARD-24/600-P	79618	94
TUG8-36-AL	31706	259	USP42/1050	76776	137	VUBK-M	75572	184	YCARD-24/600-R	91806	94
TUG8-42-AL	31707	259	USP48/1200	76777	137	VUBK-S	75571	184	YCARD-24/600-TC	79812	94
TUG8-48-AL	31708	259	USP54/1350	76778	137	VUBK-XS	75570	184	YCARD-24/600-W	79612	94
TUG8-54-AL	31709	259	USP60/1500	76779	137	WCLN18-16	71131	266	YCARD-30/750-P	79619	94
TUG8-60-AL	31710	259	USP72/1800	76780	137	WCLN24-16	71132	266	YCARD-30/750-R	91807	94
TUG8-72-AL	31711	259	USP84/2100	76781	137	WCLN24-30	71150	266	YCARD-30/750-TC	79813	94
TUG8-84-AL	31712	259	USPB2	79206	137	WCLN30-16	71133	266	YCARD-30/750-W	79613	94
TUG8-96-AL	31713	259	USPK	76790	137	WCLN30-30	71134	266	YCARD-36/900-HDP	79817	98
TUG8B-12-AL	31735	259	USPK	76790	137	WCLN36-16	71135	266	YCARD-36/900-HDR	91823	98
TUG8B-36-AL	31736	259	UST-P	76794	137	WCLN36-30	71136	266	YCARD-36/900-HDTC	79829	98
TUG8B-42-AL	31737	259	UST-S	77757	137	WCLN42-16	71137	266	YCARD-36/900-HDW	79823	98

# Index by Ordering Number

ORDERING NUMBER	ITEM CODE	PAGE	ORDERING NUMBER	ITEM CODE	PAGE	ORDERING NUMBER	ITEM CODE	PAGE	ORDERING NUMBER	ITEM CODE	PAGE
YCART-36/900-P	79620	94	YT-24S	79766	93	YTW-18S	79771	93			
YCART-36/900-R	91808	94	YT-30S	79767	93	YTW-24S	79772	93			
YCART-36/900-TC	79814	94	YT-36S	79768	93	YTW-30S	79773	93			
YCART-36/900-W	79614	94	YT-42S	79769	93	YTW-36S	79774	93			
YCART-42/1050-HDP	79818	98	YT-48S	79770	93	YTW-42S	79775	93			
YCART-42/1050-HDR	91824	98	YT-C*	79574	94	YTW-48S	79776	93			
YCART-42/1050-HDTC	79830	98	YT-HDC*	79728	98		30001RPR	256			
YCART-42/1050-HDW	79824	98	YT-HDP*	79677	98		30002RPR	256			
YCART-42/1050-P	79621	94	YT-HDR*	91822	98		30018RPR	256			
YCART-42/1050-R	91809	94	YT-HDW*	79676	98		30019RPR	256			
YCART-42/1050-TC	79815	94	YT-P*	79573	94						
YCART-42/1050-W	79615	94	YT-R*	91804	94						
YCART-48/1200-HDP	79819	98	YT-TC-18S	79759	93						
YCART-48/1200-HDR	91825	98	YT-TC-24S	79760	93						
YCART-48/1200-HDTC	79831	98	YT-TC-30S	79761	93						
YCART-48/1200-HDW	79825	98	YT-TC-36S	79762	93						
YCART-48/1200-P	79622	94	YT-TC-42S	79763	93						
YCART-48/1200-R	91810	94	YT-TC-48S	79764	93						
YCART-48/1200-TC	79816	94	YT-W*	79572	94						
YCART-48/1200-W	79616	94	YTA-18/450	79593	96						
YCART-54/1350-HDP	79820	98	YTA-24/600	79594	96						
YCART-54/1350-HDR	91826	98	YTA-30/750	79595	96						
YCART-54/1350-HDTC	79832	98	YTA-36/900	79596	96						
YCART-54/1350-HDW	79826	98	YTA-42/1050	79597	96						
YCART-60/1500-HDP	79821	98	YTA-48/1200	79598	96						
YCART-60/1500-HDR	91827	98	YTAC	79623	96						
YCART-60/1500-HDTC	79833	98	YTACHD	79835	100						
YCART-60/1500-HDW	79827	98	YTAHD-36/900	79805	100						
YCART-72/1800-HDP	79822	98	YTAHD-42/1050	79806	100						
YCART-72/1800-HDR	91828	98	YTAHD-48/1200	79807	100						
YCART-72/1800-HDTC	79834	98	YTAHD-54/1350	79808	100						
YCART-72/1800-HDW	79828	98	YTAHD-60/1500	79809	100						
YST-P	79837	96	YTAHD-72/1800	79810	100						
YST-P-R	91815	96	YTHD-36S	79783	97						
YST-S	79838	96	YTHD-42S	79784	97						
YST-Y	79836	96	YTHD-48S	79785	97						
YST-Y-R	91814	96	YTHD-54S	79786	97						
YSTANK	79857	96	YTHD-60S	79787	97						
YSTANKHD	79858	100	YTHD-72S	79788	97						
YSTBKPU-R	91813	96	YTHD-TC-36S	79777	97						
YSTDBK2	113390	93	YTHD-TC-42S	79778	97						
YSTDBK2	113390	96	YTHD-TC-48S	79779	97						
YSTDBK2	113390	157	YTHD-TC-54S	79780	97						
YSTGBK	79845	96	YTHD-TC-60S	79781	97						
YSTGBK-R	91811	96	YTHD-TC-72S	79782	97						
YTHD-BK	79842	100	YTHDR-36S	91816	97						
YTHD-BL	79841	100	YTHDR-42S	91817	97						
YTHD-BL-R	91834	100	YTHDR-48S	91818	97						
YTHD-GR	79839	100	YTHDR-54S	91819	97						
YTHD-GR-R	91833	100	YTHDR-60S	91820	97						
YTHD-S	79840	100	YTHDR-72S	91821	97						
YTHDBK-B	79856	100	YTHDW-36S	79789	97						
YTHDBK-BL-R	91831	100	YTHDW-42S	79790	97						
YTHDBK-GR-R	91832	100	YTHDW-48S	79791	97						
YTHDBK-W	79853	100	YTHDW-54S	79792	97						
YTHDDBK	79850	97	YTHDW-60S	79793	97						
YTHDDBK	79850	100	YTHDW-72S	79794	97						
YTHDDBK	79850	157	YTP-18/450	79587	96						
YTHDGBK	79851	100	YTP-24/600	79588	96						
YTHDGBK-R	91829	100	YTP-30/750	79589	96						
YTHDLBK	79852	100	YTP-36/900	79590	96						
YTHDLBK-R	91830	100	YTP-42/1050	79591	96						
YTHDMB	79849	100	YTP-48/1200	79592	96						
YTHDS-BL	79798	100	YTPHD-36/900	79799	100						
YTHDS-GR	79797	100	YTPHD-42/1050	79800	100						
YTLBK	79846	96	YTPHD-48/1200	79801	100						
YTLBK-R	91812	96	YTPHD-54/1350	79802	100						
YSTMB	79843	96	YTPHD-60/1500	79803	100						
YSTPHDMK	79854	100	YTPHD-72/1800	79804	100						
YSTPMK	79848	96	YTR-18S	91798	93						
YSTS-P	79796	96	YTR-24S	91799	93						
YSTS-Y	79795	96	YTR-30S	91800	93						
YSTTBK-B	79855	96	YTR-36S	91801	93						
YSTTBK-W	79847	96	YTR-42S	91802	93						
YT-18S	79765	93	YTR-48S	91803	93						







---

*Partners in Productivity*

2525 Wisconsin Avenue, Downers Grove, Illinois 60515  
**Phone: 1-630-971-0150 Fax: 1-630-971-1180**

**[www.flexco.com](http://www.flexco.com)**

Visit **[www.flexco.com](http://www.flexco.com)** for other Flexco locations and products, or to find an authorized distributor.

©2023 Flexible Steel Lacing Company. 10-30-24. 102233