





AUSTRALIA

# Product Handbook

## Conveyor Belt Splicing Systems

Effective 1 July 2020



10 Solent Circuit  
Norwest NSW 2153

Phone: +612 8818 2000 Fax: +612 8824 6333

Toll Free: 1300 098 435

E-mail: [salesau@flexco.com](mailto:salesau@flexco.com)

[www.flexco.com](http://www.flexco.com)



---

## INFORMATION

**OFFICE ADDRESS:** Flexco (Aust.) Pty Ltd  
10 Solent Circuit  
Norwest NSW, Australia 2153

**WESTERN AUSTRALIA  
OFFICE ADDRESS:** 8 Potts Road  
Forrestale, WA 6112  
Phone: 08 6253 8081  
Fax: 08 9456 2571

**POSTAL ADDRESS:** P.O. Box 6365  
Norwest NSW 2153

**EMAIL:** salesau@flexco.com  
marketingau@flexco.com

**PHONE:** +61 2 8818 2000

**FAX:** +61 2 8824 6333

**TERMS AND CONDITIONS:** Prices are in AUD exclusive of GST.

1. Grey shaded items are not typically stocked—please contact Customer Service for lead times.
2. Strictly Net 30 days unless otherwise negotiated.
3. 3rd party deliveries may be refused—please contact Customer Service.
4. Flexco aims to dispatch all standard stock orders by the day following receipt of order.
5. Minimum order size for free shipping is \$4,000 net, excluding GST. Free shipping is not applicable to orders delivered to third parties.
6. All product refunds are subject to quality approvals before processing, a restocking fee may apply.
7. For all maintenance and installation tools found in this catalogue, please apply BCP discounts.

**LIMITED LIABILITY:** Every effort is made to ensure the information contained in this price book is accurate and in accordance with all current specifications, however, the company cannot be held responsible for any errors and reserves the right, without prior notice, to change specifications, quantities, and prices.

Visit our Web site at: [www.flexco.com](http://www.flexco.com)

# Table of Contents

<b>ANKER®/CLIPPER® WIRE HOOKS</b> .....	<b>6-32</b>
Anker®/Clipper® Wire Hook Fastening System Overview .....	6
General Hook Information .....	7
Anker® Wire Hook Fastening System .....	8-9
Anker®/Clipper® Hook and Pin Selection Chart .....	10
Clipper® Carded Hooks .....	11-18
Unibar® Hooks .....	19-20
Connecting Pins .....	21-23
G Series Lacers .....	24-29
<b>CLIPPER® LAUNDRY PATCH FASTENER</b> .....	<b>30-32</b>
Clipper® Laundry Patch Fastener Overview .....	30
Patch Fasteners, Production Lacers .....	31-32
<b>ALLIGATOR® CONVEYOR BELT LACING</b> .....	<b>33-36</b>
Alligator® Lacing Fastening System Overview .....	33
Steel Lacing .....	34
316 Stainless Lacing .....	35
Hinge Pins .....	36
<b>ALLIGATOR® TRANSMISSION BELT LACING</b> .....	<b>37</b>
<b>ALLIGATOR® READY SET™ STAPLE BELT FASTENERS</b> .....	<b>38-42</b>
Alligator® Ready Set™ Fastening System Overview .....	38
No. 62, No. 125, No. 187 Staple Fasteners .....	39
Hinge Pins .....	40
Installation Tools .....	41-42
MegAlloy® Staple Fasteners .....	42
<b>ALLIGATOR® RIVET FASTENERS</b> .....	<b>43-44</b>
Alligator® Rivet Fastening System Overview .....	43
Rivet Fasteners, Hinge Pins, Installation Tools .....	44
<b>ALLIGATOR® NON-METALLIC FASTENERS</b> .....	<b>45-47</b>
Alligator® Non-Metallic Fastening System Overview .....	45
Fasteners, Hinge Pins .....	46
Installation Tools .....	46
Spiral Lacing .....	47
<b>ALLIGATOR® V-BELT FASTENERS</b> .....	<b>48-49</b>
Alligator® V-Belt Fastening System Overview .....	48
Fasteners, Tools .....	49
<b>LIGHT-DUTY BELT MAINTENANCE TOOLS</b> .....	<b>50-51</b>
<b>BELT FABRICATION TOOLS</b> .....	<b>52-56</b>
Novitool® Overview .....	52
Aero® Splicing Press .....	53
Aero® 300 Splicing Press .....	54
Amigo™ Monolithic Press .....	55
Ply130™ Separator .....	56
PunM™ Punch Press .....	56

## Table of Contents (cont.)

<b>FGP FOOD GRADE PRIMARY CLEANER</b> .....	<b>57-59</b>
FGP Food Grade Primary Cleaner Overview .....	57
FGP Food Grade Primary Cleaner .....	58
FGP Food Grade Primary Cleaner Replacement Parts.....	59
<b>LIGHT-DUTY TRANSFER SOLUTIONS</b> .....	<b>60-63</b>
Transfer Solutions Overview .....	60
Hitch Guards.....	61
Segmented Transfer Plates.....	62-63
<b>TATCH-A-CLEAT® BELT CLEATS</b> .....	<b>64-67</b>
General Cleat Information.....	64
Mechanical Cleats .....	65-66
Bondable Cleats .....	67
<b>FLEXCO® BOLT HINGED FASTENERS</b> .....	<b>68-71</b>
Flexco® Bolt Hinged Fastening System Overview .....	68
No. 375X Fasteners.....	69
No. 550.....	69
Hinge Pins .....	69
Installation Tools .....	70-71
<b>FLEXCO® RIVET HINGED FASTENERS</b> .....	<b>72-81</b>
Flexco® Rivet Hinged Fastening System Overview .....	72
Flexco® R2 Medium-Duty Rivet Hinged Fasteners .....	73
Fasteners, Rivets.....	74-75
Rivets, Hinge Pins.....	76-78
Installation Tools .....	79-81
<b>FLEXCO® SOLID PLATE FASTENERS</b> .....	<b>82-87</b>
Flexco® Solid Plate Fastening System Overview.....	82
Fasteners .....	83
Installation Tools .....	84-85
Extra bolts and Nuts, Rip Repair .....	86-87
<b>HEAVY-DUTY BELT MAINTENANCE AND SAFETY TOOLS</b> .....	<b>88-91</b>
Belt Cutters, Belt Skiver.....	88
Belt Clamps .....	89
Belt Lifter .....	90
Tools and Accessories .....	91
<b>INDEX</b> .....	<b>92-111</b>
By Ordering Number.....	92-104
By Item Code.....	105-111



## How Anker®/Clipper® Hooks Work

The Clipper® Hook design incorporates a double-staggered grip pattern that gives wire hooks exceptional holding power without degrading the integrity of the belt carcass. The points of the fastener pass through the belt carcass and are formed over, locking the carcass between them.

This low profile splice is highly compatible with conveyor components and compliant with the need for reduced operating noise. Additional splice strength and consistency of splice installation is obtained through precision machine application.

Applications	Installation Method	What You Need for Installation
<ul style="list-style-type: none"> <li>• Package and Parts Handling</li> <li>• Food Processing</li> <li>• Checkout Counters</li> <li>• Commercial Laundries</li> <li>• Filter Media</li> <li>• Agriculture</li> </ul>	<p>Depending on the application, Clipper® Hooks can be installed with on-site maintenance lacers such as the Roller Lacer®, Roller Lacer® Gold Class™, or Microlacer®, Production Lacers for high volume lacing (Pro 400, Pro 600, Pro 6000, or Electric Hydraulic Lacers), or Specialty Lacers such as the Plier-Tape Lacer, Vice Lacer, Baler Belt Lacer. Please contact Flexco to discuss your application.</p>	<ul style="list-style-type: none"> <li>• Hooks</li> <li>• Connecting Pin</li> <li>• Installation Tool</li> </ul>
How to Specify the Correct Clipper® Fastener	Fastener Metal Selection	Hinge Pin Selection
<ol style="list-style-type: none"> <li>1. Measure your Belt Thickness (kN/m, PIW).</li> <li>2. Measure the Diameter of the Smallest Pulley in your Drive with Belt Wrap more than 90°.</li> <li>3. Using the selection chart on page 6, identify possible hook choices.</li> <li>4. Narrow selections by selecting desired wire diameter. <ul style="list-style-type: none"> <li>• Larger wire diameter provides greater strength and abrasion resistance.</li> <li>• Smaller wire diameter provides less noise and less wear on conveyor components.</li> </ul> </li> <li>5. If multiple choices remain, select either carded or Unibar® style fastener.</li> </ol>	<p><b>Galvanized Steel.</b> For basic applications, galvanized steel is recommended.</p> <p><b>Stainless Steel.</b> Type 430 and Type 316 Stainless Steel offers more resistance than steel to abrasion, acids, chemicals, rusting, and magnetic attraction.</p> <p><b>High Tensile.</b> Added abrasion resistance and fastener retention strength.</p> <p><b>Specialty Metal.</b></p> <ul style="list-style-type: none"> <li>• Coated Steel</li> <li>• Rectangular High Tensile</li> <li>• Monel®</li> <li>• Inconel®</li> <li>• Phosphor Bronze</li> <li>• Hastelloy</li> <li>• Black Oxide</li> </ul>	<p><b>DSS DuraStainless™</b> - stainless spring steel core with filled nylon coating for superior abrasion resistance, flat belts only.</p> <p><b>DL Duralink™</b> - braided stainless cable with filled nylon coating for superior abrasion resistance, crowned pulley or troughed belts.</p> <p><b>NY Nylosteel</b> - spring steel core with nylon coating for use with galvanized or high tensile fasteners, flat or troughed belts.</p> <p><b>NYS Nylostainless</b> - stainless spring steel core with nylon coating for use with stainless steel fasteners, flat belts only.</p> <p><b>NCS Nylon Covered Stainless Steel Cable</b> - braided stainless cable with nylon coating for applications with stainless fasteners, crowned pulley or troughed belts.</p>

Please see page 10 for Anker®/Clipper Fastener selection chart.

# General Hook Information



## HOW TO SELECT THE PROPER HOOK SIZE

1. Measure the belt thickness and pulley diameter.
2. Determine the possible options that could be used, based on the chart on page 10.
3. Select the proper hook from the specification chart.
4. If hook specifications overlap into more than one size, select the fastener which best meets your needs. NOTE: If maximum strength is of primary importance, choose the hook with the largest diameter wire. If low profile is needed select the hook with the smallest diameter wire.
5. Select the type of metal which best fits your application requirements.

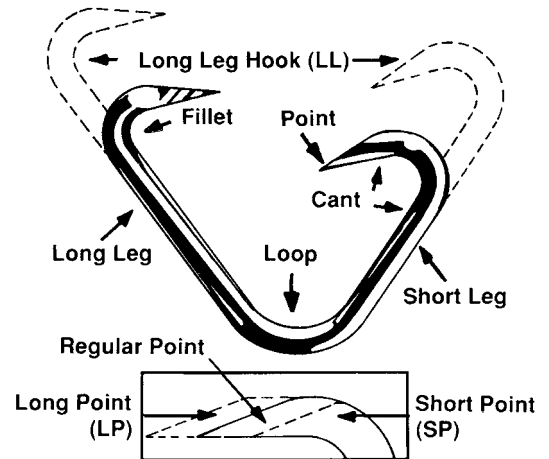
## SPECIAL LENGTH CARDS

Anker®/Clipper® hooks can be ordered in special length cards or Unibar® strips for specific applications.

This eliminates time consuming card cutting by hand.

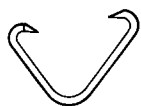
All special length cards are shipped without pins.

Please call Customer Service for pricing and lead times.



## FASTENER MATERIAL CHARACTERISTICS

METAL	MAGNETIC	ABRASION RESISTANCE	CHEMICAL RESISTANCE	RUST RESISTANCE	SPARKING/ NON-SPARKING	AVAILABLE CLIPPER SIZES
Galvanized	Yes	Good	Poor	Good	Sparking	25, 1, 2-7
Coated Steel	Yes	Good	Poor	Poor	Sparking	U2-U3
Steel	Yes	Good	Poor	Poor	Sparking	U4-U7
High Tensile Steel	Yes	Good to Excellent	Fair	Good	Sparking	1, 2-7
Rectangular High Tensile Steel	Yes	Good to Excellent	Fair	Good	Sparking	4-1/2
430 Stainless Steel	Yes	Good	Fair to Good	Good	Sparking	1, 2-7, UX-1, U2SP - U7
316L Stainless Steel	Slightly	Good	Good to Excellent	Excellent	Sparking	25, 30, 36, 1, 2-7, UX-1, UCM36, UA2, UA3
Monel® 400	Slightly	Fair	Excellent	Excellent	Sparking	25, 1, 2-4
Phosphor Bronze	No	Good	Poor	Good	Non-sparking	2-4
Hastelloy C-22	No	Good	Excellent	Excellent	Sparking	36, UCM
Black Oxide	Yes	Good	Poor	Fair	Sparking	25



# Anker® Hook System

## FASTENERS

### ANKER® CARDED HOOKS

Please apply BCP discounts for all maintenance and installation tools found in this handbook.

HOOK SIZE	ORDERING NUMBER (BOX)	ITEM CODE	WIRE DIAM & PITCH	BELT THICKNESS & MIN PULLEY DIAM	CARDS PER BOX & LENGTH	WT. PER BOX KGS.
<b>#25 316 STAINLESS-WITH PINS</b>						
25	25SP-SS-050W	19838	0.62 mm	Up to 2.0 mm	200	0.4
			1.7 mm	25 mm	50	
	25SP-SS-063W	19841	0.62 mm	Up to 2.0 mm	200	0.5
			1.7 mm	25 mm	63	
	25LLSP-SS-075W	19842	0.62 mm	Up to 2.0 mm	200	0.6
			1.7 mm	50 mm	75	
<b>#25 316 STAINLESS-WITHOUT PINS</b>						
25	25SP-SS-300	00800	0.62 mm	Up to 2.0 mm	24	0.1
			1.7 mm	25 mm	300	
	25-SS-300	00801	0.62 mm	2.0 - 2.5 mm	24	0.3
			1.7 mm	25 mm	300	
	25LLSP-SS-300	00802	0.62 mm	Up to 2.0 mm	24	0.2
			1.7 mm	50 mm	300	
	25LL-SS-300	00803	0.62 mm	Up to 2.0 mm	24	0.4
			1.7 mm	50 mm	300	
<b>#4 430 STAINLESS-WITHOUT PINS</b>						
4	4-S-300	18316	1.38 mm	5.0 - 6.7 mm	12	0.3
			3.67 mm	100 mm	300	

### ANKER® ORDERING NUMBER REFERENCE

XSP	Extra Short Point
SP	Short Point
LP	Long Point
XLP	Extra Long Point
LL	Long Leg
SL	Short Leg
G	Galvanized
HT	High Tensile
RHTX	Rectangular Wire
S	430 Stainless Steel
SS	316 Stainless Steel

## "G" SERIES LACING SYSTEM

ORDERING NUMBER	ITEM CODE	STRIPS	BELT THICKNESS RANGE	MIN PULLEY DIAM	WT. KGS.
<b>316 STAINLESS STEEL WITH HINGE PINS (PITCH 4.00 mm)</b>					
G001A-SS-300W	00882	12 x 300 mm (6 sets)	Up to 1.5 mm	25 mm	0.09
G001-SS-1200W	00883	8 x 1200 mm (4 sets)	1.5 - 2.0 mm	25 mm	0.4
G002-SS-1200W	00884	8 x 1200 mm (4 sets)	2.0 - 2.5 mm	35 mm	0.5
G003-SS-1200W	00885	8 x 1200 mm (4 sets)	2.5 - 3.5 mm	50 mm	0.5
G003-SS-1700W	00706	8 x 1700 mm (4 sets)	2.5 - 3.5 mm	50 mm	0.7
G006-SS-1050W	00708	8 x 1050 mm (4 sets)	2.5 - 3.0 mm	60 mm	0.5
G006-SS-1200W	00886	8 x 1200 mm (4 sets)	2.5 - 3.0 mm	60 mm	0.4
G006-SS-1700W	00709	8 x 1700 mm (4 sets)	2.5 - 3.0 mm	60 mm	0.4
G008-SS-1200	05546	8 x 1200 mm (4 sets)	3.0 - 5.0 mm	75 mm	0.4
G008-SS-1500	05548	8 x 1500 mm (4 sets)	3.0 - 5.0 mm	75 mm	0.4

## HINGE PINS (EXTRA)

### 316 STAINLESS STEEL

CSP 1.20 CORRUGATED HINGE PIN (30 METRE COILS)

ITEM CODE	WT. KGS.
00719	0.1

## INSTALLATION TOOLS

### VICE LACER

VLG200 VICE LACER (WIDTH 200 mm)

ITEM CODE	WT. KGS.
00908	0.9

## MAINTENANCE LACERS


### MICROLACER™, ROLLER LACER™

See Clipper® section pages 24-26.

### HYDRAULIC LACERS

Contact Flexco customer service.

 Stock Items (non-shaded)

 Made To Order Items (shaded) 12 week leadtime, minimum order may apply.

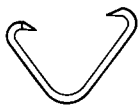




## FASTENERS

### ANKER<sup>®</sup> TIE-BAR™ SERIES HOOKS

HOOK SIZE	ORDERING NUMBER (BOX)	ITEM CODE	WIRE DIAM (mm)	BELT THICKNESS (mm)	CARDS PER BOX	WT. PER BOX KGS.
			PITCH (mm)	MIN PULLEY DIAM (mm)	LENGTH (mm)	
<b>A40, A2-A4 316 STAINLESS - WITHOUT PINS</b>						
A40	A40SP-SS-600	00824	1.00	2.0 - 3.0	10	0.3
			3.175	50	600	
	A40-SS-300	18425	1.00	2.0 - 3.0	10	0.3
			3.175	50	300	
	A40-SS-600	18505	1.00	3.0 - 4.0	10	0.3
			3.175	50	600	
	A40LLSP-SS-300	00828	1.00	2.0 - 3.0	12	0.3
3.175			75	300		
A40LL-SS-300	00830	1.00	3.0 - 4.0	12	0.3	
		3.175	75	300		
A40LL-SS-600	18506	1.00	3.0 - 4.0	10	0.3	
		3.175	75	600		
A40LL-SS-1000	18391	1.0	3.0 - 4.0	10	1.0	
		3.175	75	1000		
A2	A2-SS-600	00875	1.20	3.0 - 4.0	10	0.4
			3.67	50	600	
A3	A3-SS-600	00876	1.20	4.0 - 5.0	10	0.5
			3.67	75	600	
A4	A4-SS-600	00564	1.38	5.0 - 6.5	10	0.3
			3.67	100	600	
<b>A40, A2-A4, A40, A2-A4 430 STAINLESS - WITHOUT PINS</b>						
A40	A40SP-S-600	00814	1.00	2.0 - 3.0	10	0.2
			3.175	50	600	
	A40-S-300	00815	1.00	3.0 - 4.0	12	0.1
			3.175	50*	300	
	A40-S-600	00816	1.00	3.0 - 4.0	10	0.2
			3.175	50	600	
	A40LLSP-S-300	00818	1.00	2.0 - 3.0		0.3
3.175			75	300		
A40LL-S-300	00820	1.00	3.0 - 4.0	12	0.3	
		3.175	75	300		
A40LL-S-600	00821	1.00	3.0 - 4.0	10	0.3	
		3.175	75	600		
A2	A2-S-300	00854	1.20	3.0 - 4.0	12	0.3
			3.67	50	300	
A2	A2-S-600	00861	1.20	3.0 - 4.0	10	0.3
			3.67	50	600	
A3	A3-S-300	00855	1.20	4.0 - 5.0	10	0.3
			3.67	75	300	
A3	A3-S-600	00862	1.20	4.0 - 5.0	10	0.3
			3.67	75	600	
A4	A4-S-300	00384	1.38	5.0 - 6.5	10	0.3
			3.67	100	300	
A4	A4-S-600	00423	1.38	5.0 - 6.5	10	0.5
			3.67	100	600	
<b>A2-A4 COATED STEEL - WITHOUT PINS</b>						
A2	A2-300	00833	1.20	3.0 - 4.0	12	0.3
			3.67	50	300	
A2	A2-1200	00703	1.20	3.0 - 4.0	10	1.4
			3.67	50	1200	
A3	A3-300	00834	1.20	4.0 - 5.0	12	0.3
			3.67	75	300	
A3	A3-1200	00704	1.20	4.0 - 5.0	10	1.6
			3.67	75	1200	



# Anker®/Clipper® Hook and Pin Selection Chart

FASTENER AND PIN SIZE SELECTION CHART														
Minimum Pulley Diameter	Wire Diameter	Connecting Pin Size	Belt Thickness											
			1.2 mm	1.6 mm	2.4 mm	3.2 mm	4.0 mm	4.8 mm	5.6 mm	6.4 mm	7.1 mm	7.9 mm	9.0 mm	10.0 mm
			Up to .047" 3/64"	.063" 1/16"	.093" 3/32"	.125" 1/8"	.156" 5/32"	.187" 3/16"	.219" 7/32"	.25" 1/4"	.281" 9/32"	.313" 5/16"	.343" 11/32"	.39" 25/64"
24 mm 15/16"	0.6 mm/.025"	1.7 mm/.065"	25SP*											
	0.6 mm/.025"	1.7 mm/.065"	25											
	0.9 mm x 0.7 mm .036" x .027"	1.7 mm/.065"	UCM36SL XSP											
	0.9 mm x 0.7 mm .036" x .027"	1.7 mm/.065"		UCM36SL SP										
	0.6 mm/.025"	1.7 mm/.065"			25LP*									
51 mm 2"	0.9 mm x 0.7 mm/ .036" x .027"	1.7 mm/.065"	UCM36 XSP											
	0.8 mm/.030"	1.7 mm/.065"	30*											
	0.9 mm x 0.7 mm/ .036" x .027"	1.7 mm/.065"		UCM36 SP*										
	0.9 mm x 0.7 mm/ .036" x .027"	1.7 mm/.065"			36 SP*									
	1.0 mm/.040"	1.7 mm/.065"			1 XSP*									
	0.8 mm/.030"	1.7 mm/.065"				30P*								
	1.0 mm/.040"	1.7 mm/.065"				UX-1 SP*								
	0.9 mm x 0.7 mm/ .036" x .027"	1.7 mm/.065"				UCM36*								
	0.9 mm x 0.7 mm/ .036" x .027"	1.7 mm/.065"					36*							
	1.0 mm/.040"	1.7 mm/.065"					1 SP*							
	0.9 mm x 0.7 mm/ .036" x .027"	1.7 mm/.065"						UCM36 LP*						
	1.0 mm/.040"	1.7 mm/.065"							1*					
	1.0 mm/.040"	1.7 mm/.065"							UX-1*					
	1.0 mm/.040"	1.7 mm/.065"							A40					
	1.2 mm/.047"	2.4 mm/.093"							UA2					
	1.4 mm/.054"	2.4 mm/.093"							U2 SP					
	1.4 mm/.054"	2.4 mm/.093"								2SP				
	1.4 mm/.054"	2.4 mm/.093"								U2				
1.4 mm/.054"	2.4 mm/.093"									2				
1.2 mm/.047"	2.4 mm/.093"										UA3			
76 mm 3"	1.0 mm/.040"	1.7 mm/.065"				A40LLSP								
	1.0 mm/.040"	1.7 mm/.065"					A40LL							
	1.2 mm/.047"	2.4 mm/.093"						A2/A3						
	1.4 mm/.054"	2.4 mm/.093"						U3-1						
	1.4 mm/.054"	2.4 mm/.093"							3-1					
	1.4 mm/.054"	2.4 mm/.093"								U3-2				
	1.4 mm/.054"	2.4 mm/.093"									3			
	1.4 mm/.054"	2.4 mm/.093"										U3		
102 mm 4"	1.4 mm/.054"	2.8 mm/.109"												
	1.4 mm/.054"	3.2 mm/.125"												
	1.4 mm/.054"	2.8 mm/.109"												
	1.4 mm/.054"	2.8 mm/.109"												
	1.4 mm/.054"	3.2 mm/.125"												
127 mm 5"	1.4 mm/.054"	3.2 mm/.125"												
	1.4 mm/.054"	3.2 mm/.125"												
152 mm 6"	1.4 mm/.054"	4.0 mm/.156"												
	1.4 mm/.054"	4.0 mm/.156"												
175 mm 7"	1.4 mm/.054"	4.0 mm/.156"												
	1.4 mm/.054"	4.0 mm/.156"												

\*Long Leg available. Allow for 25 mm (1") larger minimum pulley diameter.

Hook Abbreviations: SL – Short Leg XSP – Extra Short Point LP – Long Point  
LL – Long Leg SP – Short Point

# Clipper® Regular (54) Series Carded Hooks



## FASTENERS

### GALVANIZED - 300 mm (12") LENGTHS

HOOK SIZE	ORDERING NUMBER (BOX)	ITEM CODE	WT. PER BOX KGS.	HOOKS PER CARD	CARDS PER BOX	LACING (mm) PER BOX
2SP	2SPG	02168	0.5	84	12	3600
2	2G	02154	0.5	84	12	3600
3-1	3-1G	02196	0.6	84	12	3600
3	3G	02182	0.6	84	12	3600
3-4-1/2	3-4-1/2G	02206	0.6	84	12	3600
4	4G	02216	0.6	84	12	3600
4-2	4-2G	02232	0.6	84	12	3600
4-1/2	4-1/2G	02300	0.7	84	12	3600
5-3	5-3G	02339	0.8	84	12	3600
5	5G	02323	0.8	84	12	3600
6	6G	02348	1.0	84	12	3600
7	7G	02363	1.0	84	12	3600
WITH PINS						
2SP	2SPGNY	02169	0.5	84	12	3600
2	2GNY	02155	0.5	84	12	3600
3-1	3-1GNY	02197	0.6	84	12	3600
3	3GNY	02183	0.6	84	12	3600
3-4-1/2	3-4-1/2GNY	02210	0.6	84	12	3600
4	4GNY	02217	0.6	84	12	3600
4-2	4-2GNY	02233	0.6	84	12	3600
4-1/2	4-1/2GW	02301	0.6	84	12	3600
5-3	5-3GW	02340	0.8	84	12	3600
5	5GW	18227	0.8	84	12	3600
6	6GW	18228	1.0	84	12	3600
7	7GW	02365	1.0	84	12	3600

NOTE: For Regular (54) Series Carded Hooks, wire diameter = 1.4 mm (.054").

For extra pin material see pages 21-23.

### HIGH TENSILE - WITHOUT PINS - 300 mm (12") LENGTHS

HOOK SIZE	ORDERING NUMBER (BOX)	ITEM CODE	WT. PER BOX KGS.	HOOKS PER CARD	CARDS PER BOX	LACING (mm) PER BOX
2SP	2SPHT	02173	0.5	84	12	3600
2	2HT	02161	0.5	84	12	3600
3-1	3-1HT	02198	0.6	84	12	3600
3	3HT	02189	0.6	84	12	3600
3	3HT-WIDE	05362	0.6	84	12	3600
4	4HT	02223	0.6	84	12	3600
4-2	4-2HT	02295	0.6	84	12	3600
4-1/2-3	4-1/2-3HT	02316	0.6	84	12	3600
4-1/2	4-1/2HT	02307	0.7	84	12	3600
5-3	5-3HT	02342	0.8	84	12	3600
5	5HT	02330	0.8	84	12	3600
6	6HT	02355	1.0	84	12	3600

### RECTANGULAR HIGH TENSILE - WITHOUT PINS - 300 mm (12") LENGTHS

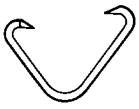
HOOK SIZE	ORDERING NUMBER (BOX)	ITEM CODE	WT. PER BOX KGS.	HOOKS PER CARD	CARDS PER BOX	LACING (mm) PER BOX
4-1/2-3	4-1/2-3RHTX	02432	1.0	84	12	3600
4-1/2	4-1/2RHTX	02429	1.0	84	12	3600

#### CLIPPER® ORDERING NUMBER REFERENCE

XSP	Extra Short Point
SP	Short Point
LP	Long Point
XLP	Extra Long Point
LL	Long Leg
SL	Short Leg
G	Galvanized
HT	High Tensile
RHTX	Rectangular Wire
S	430 Stainless Steel
SS	316 Stainless Steel

□ Stock Items (non-shaded)

■ Made To Order Items (shaded) 12 week leadtime, minimum order may apply.



# Clipper<sup>®</sup> Regular (54) Series Carded Hooks

## FASTENERS

### 430 STAINLESS - 300 mm (12") LENGTHS

2-7	HOOK SIZE	ORDERING NUMBER (BOX)	ITEM CODE	WT. PER BOX KGS.	HOOKS PER CARD	CARDS PER BOX	LACING (mm) PER BOX	
	<b>WITHOUT PINS</b>							
	2SP	2SPS	02170	0.5	84	12	3600	
	2	2S	02157	0.5	84	12	3600	
	3-1	3-1S	02195	0.6	84	12	3600	
	3	3S	02185	0.6	84	12	3600	
	4	4S	02219	0.6	84	12	3600	
	4-2	4-2S	02234	0.6	84	12	3600	
	4-1/2	4-1/2S	02303	0.7	84	12	3600	
	5-3	5-3S	02341	0.8	84	12	3600	
5	5S	02326	0.8	84	12	3600		
6	6S	02351	1.0	84	12	3600		
7	7S	02367	1.0	84	12	3600		
<b>WITH PINS</b>								
2SP	2SPSNYS	02171	0.5	84	12	3600		
2	2SNYS	02158	0.5	84	12	3600		
3	3SNYS	02186	0.6	84	12	3600		
4	4SNYS	02220	0.6	84	12	3600		
4-2	4-2SNYS	02294	0.6	84	12	3600		
4-1/2	4-1/2-SW	02304	0.7	84	12	3600		
5	5SW	02327	0.8	84	12	3600		
6	6SW	02352	1.0	84	12	3600		
7	7SW	02368	1.0	84	12	3600		

NOTE: For Regular (54) Series Carded Hooks, wire diameter = 1.4 mm (.054").

For extra pin material see pages 21-23.

### 316L STAINLESS - WITHOUT PINS - 300 mm (12") LENGTHS

2-7	HOOK SIZE	ORDERING NUMBER (BOX)	ITEM CODE	WT. PER BOX KGS.	HOOKS PER CARD	CARDS PER BOX	LACING (mm) PER BOX
	2SP	2SPSS	02172	0.5	84	12	3600
	2	2SS	02159	0.5	84	12	3600
	3-1	3-1SS	02397	0.6	84	12	3600
	3	3SS	02187	0.6	84	12	3600
	4-1/2	4-1/2SS	02305	0.7	84	12	3600
	5	5SS	02328	0.8	84	12	3600
	6	6SS	02353	1.0	84	12	3600
	7	7SS	02370	1.0	84	12	3600

### BRONZE - WITHOUT PINS - 300 mm (12") LENGTHS

2-4	HOOK SIZE	ORDERING NUMBER (BOX)	ITEM CODE	WT. PER BOX KGS.	HOOKS PER CARD	CARDS PER BOX	LACING (mm) PER BOX
	2SP	2SPB	02175	0.5	84	12	3600
	2	2B	02164	0.5	84	12	3600
	3	3B	02193	0.6	84	12	3600
	4	4B	02227	0.6	84	12	3600

### MONEL<sup>®</sup> - WITHOUT PINS - 300 mm (12") LENGTHS

2-4-1/2	HOOK SIZE	ORDERING NUMBER (BOX)	ITEM CODE	WT. PER BOX KGS.	HOOKS PER CARD	CARDS PER BOX	LACING (mm) PER BOX
	2SP	2SPM	02174	0.5	84	12	3600
	2	2M	02163	0.5	84	12	3600
	3	3M	02191	0.6	84	12	3600
	4	4M	02225	0.6	84	12	3600
	4-1/2	4-1/2M	02310	0.7	84	12	3600

# Clipper® Point-of-Purchase Baler Hooks



## POINT-OF-PURCHASE FASTENERS\*

BELT WIDTH		ORDERING NUMBER (BOX)	ITEM CODE	WT. PER BOX KGS.	HOOKS PER CARD	CARDS PER BOX	PINS PER BOX	MIN. ORDER QTY.
mm	in.							
<b>#4½ RECTANGULAR HIGH TENSILE</b>								
100	4"	4-1/2RHTX(26)W-8	01831	0.5	26	8	4	50
163	6½"	4-1/2RHTX(41)W-4	01846	0.5	41	4	2	50
175	7"	4-1/2RHTX(45)W-4	01847	0.5	45	4	2	50
<b>#4½ - 3 POINT RECTANGULAR HIGH TENSILE</b>								
175	7"	4-1/2-3RHTX(45)W-4	01848	0.5	45	4	2	50
<b>#4½ - 4 POINT RECTANGULAR HIGH TENSILE</b>								
163	6½"	4-1/2-4RHTX(42)W-4	01849	0.5	42	4	2	50
<b>#3 - 4½ GALVANIZED</b>								
100	4"	3-4-1/2G(26)W-8	01853	0.5	26	8	4	50
163	6½"	3-4-1/2G(42)W-4	01854	0.5	42	4	2	50
250	10"	3-4-1/2G(67)-10POP	02209	0.6	67	10	0	25

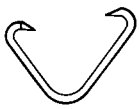
For extra pin material see pages 21-23.

\* NOTE: Point-of-Purchase Baler hooks are made to order (shaded) and have a three week lead time. Boxes include pre-cut Duralink™ Pins as indicated.

### CLIPPER® ORDERING NUMBER REFERENCE

XSP	Extra Short Point
SP	Short Point
LP	Long Point
XLP	Extra Long Point
LL	Long Leg
SL	Short Leg
G	Galvanized
HT	High Tensile
RHTX	Rectangular Wire
S	430 Stainless Steel
SS	316 Stainless Steel

Stock Items (non-shaded)  
 Made To Order Items (shaded) 12 week leadtime, minimum order may apply.



# Clipper® 1 (40) Series Carded Hooks

## FASTENERS

### GALVANIZED - 150 mm (6") LENGTHS

1 SERIES	HOOK SIZE	ORDERING NUMBER (BOX)	ITEM CODE	WT. PER BOX KGS.	HOOKS PER CARD	CARDS PER BOX	LACING (mm) PER BOX	
	<b>WITHOUT PINS</b>							
	1XSP (1D)	1XSPG6	02118	0.3	50	24	3600	
	1SP (1A)	1SPG6	02267	0.3	50	24	3600	
	1	1G6	02072	0.3	50	24	3600	
	1LLXSP (1DLL)	1LLXSPG6	02119	0.3	50	24	3600	
	1LLSP (1ALL)	1LLSPG6	02268	0.3	50	24	3600	
	1LL	1LLG6	02073	0.3	50	24	3600	
	<b>WITH PINS</b>							
	1XSP (1D)	1XSPG6NY	02120	0.3	50	24	3600	
1SP (1A)	1SPG6NY	02269	0.3	50	24	3600		
1	1G6NY	02075	0.3	50	24	3600		
1LL	1LLG6NY	02076	0.3	50	24	3600		

NOTE: For 1 (40) Series Carded Hooks, wire diameter = 1.0 mm (.040").

For extra pin material see pages 21-23.

### GALVANIZED - 300 mm (12") LENGTHS

1 SERIES	HOOK SIZE	ORDERING NUMBER (BOX)	ITEM CODE	WT. PER BOX KGS.	HOOKS PER CARD	CARDS PER BOX	LACING (mm) PER BOX	
	<b>WITHOUT PINS</b>							
	1XSP (1D)	1XSPG12	17350	0.3	96	12	3600	
	1SP (1A)	1SPG12	02283	0.3	96	12	3600	
	1	1G12	02100	0.3	96	12	3600	
	1LLXSP (1DLL)	1LLXSPG12	02140	0.3	96	12	3600	
	1LLSP (1ALL)	1LLSPG12	02284	0.3	96	12	3600	
	1LL	1LLG12	02101	0.3	96	12	3600	
	<b>WITH PINS</b>							
	1XSP (1D)	1XSPG12NY	02141	0.3	96	12	3600	
1SP (1A)	1SPG12NY	02285	0.3	96	12	3600		
1	1G12NY	02102	0.3	96	12	3600		
1LL	1LLG12NY	02103	0.3	96	12	3600		

### HIGH TENSILE - WITHOUT PINS

1 SERIES	HOOK SIZE	ORDERING NUMBER (BOX)	ITEM CODE	WT. PER BOX KGS.	HOOKS PER CARD	CARDS PER BOX	LACING (mm) PER BOX	
	<b>150 mm (6") LENGTHS</b>							
	1XSP (1D)	1XSPHT6	02133	0.3	50	24	3600	
	1SP (1A)	1SPHT6	02278	0.3	50	24	3600	
	1	1HT6	02089	0.3	50	24	3600	
	1LL	1LLHT6	02090	0.3	50	24	3600	
	<b>300 mm (12") LENGTHS</b>							
	1XSP (1D)	1XSPHT12	02149	0.3	96	12	3600	
	1SP (1A)	1SPHT12	02113	0.3	96	12	3600	
	1	1HT12	02242	0.3	96	12	3600	
1LLXSP (1DLL)	1LLXSPHT12	02150	0.3	96	12	3600		
1LLSP (1ALL)	1LLSPHT12	02114	0.3	96	12	3600		
1LL	1LLHT12	02243	0.3	96	12	3600		

# Clipper® 1 (40) Series Carded Hooks



## FASTENERS

### 430 STAINLESS - 150 mm (6") LENGTHS

1 SERIES	HOOK SIZE	ORDERING NUMBER (BOX)	ITEM CODE	WT. PER BOX KGS.	HOOKS PER CARD	CARDS PER BOX	LACING (mm) PER BOX	
	<b>WITHOUT PINS</b>							
	1XSP (1D)	1XSPS6	02126	0.3	50	24	3600	
	1SP (1A)	1SPS6	02272	0.3	50	24	3600	
	1	1S6	02079	0.3	50	24	3600	
	1LL	1LLS6	02080	0.3	50	24	3600	
	<b>WITH PINS</b>							
	1XSP (1D)	1XSPS6NYS	02128	0.3	50	24	3600	
	1SP (1A)	1SPS6NYS	02274	0.3	50	24	3600	
	1	1S6NYS	02081	0.3	50	24	3600	
1LL	1LLS6NYS	02082	0.3	50	24	3600		

NOTE: For 1 (40) Series Carded Hooks wire diameter = 1.0 mm (.040").

For extra pin material see pages 21-23.


### 430 STAINLESS - 300 mm (12") LENGTHS

1 SERIES	HOOK SIZE	ORDERING NUMBER (BOX)	ITEM CODE	WT. PER BOX KGS.	HOOKS PER CARD	CARDS PER BOX	LACING (mm) PER BOX	
	<b>WITHOUT PINS</b>							
	1XSP (1D)	1XSPS12	02143	0.3	96	12	3600	
	1SP (1A)	1SPS12	02287	0.3	96	12	3600	
	1	1S12	02104	0.3	96	12	3600	
	1LLXSP (1DLL)	1LLXSPS12	02144	0.3	96	12	3600	
	1LLSP (1ALL)	1LLSPS12	02288	0.3	96	12	3600	
	1LL	1LLS12	02105	0.3	96	12	3600	
	<b>WITH PINS</b>							
	1XSP (1D)	1XSPS12NYS	02145	0.3	96	12	3600	
1SP (1A)	1SPS12NYS	02289	0.3	96	12	3600		
1	1S12NYS	02106	0.3	96	12	3600		

### 316L STAINLESS - WITHOUT PINS

1 SERIES	HOOK SIZE	ORDERING NUMBER (BOX)	ITEM CODE	WT. PER BOX KGS.	HOOKS PER CARD	CARDS PER BOX	LACING (mm) PER BOX	
	<b>150 mm (6") LENGTHS</b>							
	1XSP (1D)	1XSPSS6	02130	0.3	50	24	3600	
	1SP (1A)	1SPSS6	02275	0.3	50	24	3600	
	1	1SS6	02083	0.3	50	24	3600	
	1LL	1LLSS6	02084	0.3	50	24	3600	
	<b>300 mm (12") LENGTHS</b>							
	1XSP (1D)	1XSPSS12	02146	0.3	96	12	3600	
	1SP (1A)	1SPSS12	02110	0.3	96	12	3600	
	1	1SS12	02239	0.3	96	12	3600	
1LLXSP (1DLL)	1LLXSPSS12	02147	0.3	96	12	3600		
1LLSP (1ALL)	1LLSPSS12	02111	0.3	96	12	3600		
1LL	1LLSS12	02240	0.3	96	12	3600		

 Stock Items (non-shaded)

 Made To Order Items (shaded) 12 week leadtime, minimum order may apply.



# Clipper® 36, 30, & AP Series Hooks

## FASTENERS

### 316L STAINLESS - WITHOUT PINS - 300 mm (12") LENGTHS

36	HOOK SIZE	ORDERING NUMBER (BOX)	ITEM CODE	WT. PER BOX KGS.	HOOKS PER CARD	CARDS PER BOX	LACING (mm) PER BOX
	36SP	36SPSS	00278	0.4	120	12	3600
	36LLSP	36LLSPSS	00276	0.5	120	12	3600
	36	36SS	00271	0.4	120	12	3600
	36LL	36LLSS	02379	0.4	120	12	3600
36LLLP	36LLLPSS	02386	0.4	120	12	3600	

**NOTE: For 36 Series Hooks**  
wire diameter = 0.9 mm x 0.7 mm (.036" x .027").

**For 30 Series Hooks**  
wire diameter = 0.8 mm (.030").

**For AP Series Hooks,**  
wire diameter = 1.2 mm (.047").

For extra pin material see pages 21-23.

### HASTELLOY - WITHOUT PINS - 300 mm (12") LENGTHS

36	HOOK SIZE	ORDERING NUMBER (BOX)	ITEM CODE	WT. PER BOX KGS.	HOOKS PER CARD	CARDS PER BOX	LACING (mm) PER BOX
	36SP	36SPH	02384	0.4	120	12	3600
	36LLSP	36LLSPH	02385	0.5	120	12	3600
	36	36H	02380	0.4	120	12	3600
	36LL	36LLH	02381	0.5	120	12	3600

### 316L STAINLESS – WITHOUT HINGE PINS – 300 mm (12") LENGTHS

30	ORDERING NUMBER (BOX)	ITEM CODE	WT. PER BOX KGS.	HOOKS PER CARD	CARDS PER BOX	LACING (mm) PER BOX
	30SS	18180	0.5	120	24	7200
	30LSS	18182	0.5	120	24	7200

### AP CARDED HOOKS LOW PROFILE 316 STAINLESS – WITHOUT HINGE PINS – 300 mm (12") LENGTHS

4-6	ORDERING NUMBER (BOX)	ITEM CODE	WT. PER BOX KGS.	HOOKS PER CARD	CARDS PER BOX	LACING (mm) PER BOX
	4APSS	18904	0.6	84	12	3600
	5APSS	00632	0.7	84	12	3600
	6APSS	18906	0.8	84	12	3600
	6APPSS	18907	0.9	84	12	3600

#### CLIPPER® ORDERING NUMBER REFERENCE

XSP	Extra Short Point
SP	Short Point
LP	Long Point
XLP	Extra Long Point
LL	Long Leg
SL	Short Leg
G	Galvanized
HT	High Tensile
RHTX	Rectangular Wire
S	430 Stainless Steel
SS	316 Stainless Steel



# Clipper® 25 Series Hooks



## FASTENERS

### GALVANIZED - 150 mm (6") LENGTHS

25 SERIES	HOOK SIZE	ORDERING NUMBER (BOX)	ITEM CODE	WT. PER BOX KGS.	HOOKS PER CARD	CARDS PER BOX	LACING (mm) PER BOX	
	<b>WITHOUT PINS</b>							
	25	25G6	01746	0.4	85	48	7200	
	25LP	25LPG6	01985	0.4	85	48	7200	
	25LL	25LLG6	01748	0.4	85	24	3600	
	<b>WITH PINS</b>							
	25	25G6NY	01752	0.4	85	48	7200	
	25LP	25LPG6NY	01987	0.4	85	48	7200	
	25LL	25LLG6NY	01754	0.4	85	24	3600	

NOTE: For 25 Series Hooks, wire diameter = .64 mm (.025").

For extra pin material see pages 21-23.

### GALVANIZED - 300 mm (12") LENGTHS

25 SERIES	HOOK SIZE	ORDERING NUMBER (BOX)	ITEM CODE	WT. PER BOX KGS.	HOOKS PER CARD	CARDS PER BOX	LACING (mm) PER BOX	
	<b>WITHOUT PINS - 12 Cards/Box</b>							
	25	25G12	01810	0.4	179	12	3600	
	25LP	25LPG12	02006	0.4	179	12	3600	
	25LL	25LLG12	01811	0.4	179	12	3600	
	<b>WITH PINS - 12 Cards/Box</b>							
	25	25G12NY	01813	0.4	179	12	3600	
	25LP	25LPG12NY	02008	0.4	179	12	3600	
	25LL	25LLG12NY	01814	0.4	179	12	3600	

### 316L STAINLESS - 150 mm (6") LENGTHS

25 SERIES	HOOK SIZE	ORDERING NUMBER (BOX)	ITEM CODE	WT. PER BOX KGS.	HOOKS PER CARD	CARDS PER BOX	LACING (mm) PER BOX	
	<b>WITHOUT PINS</b>							
	25	25SS6	01764	0.4	85	48	7200	
	25LP	25LPSS6	01990	0.4	85	48	7200	
	25LL	25LLSS6	17346	0.4	85	24	3600	
	<b>WITH PINS</b>							
	25	25SS6NYS	01772	0.4	85	48	7200	
	25LP	25LPSS6NYS	01993	0.4	85	48	7200	
	25LL	25LLSS6NYS	01774	0.4	85	24	3600	

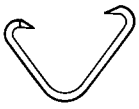
### 316L STAINLESS - 300 mm (12") LENGTHS

25 SERIES	HOOK SIZE	ORDERING NUMBER (BOX)	ITEM CODE	WT. PER BOX KGS.	HOOKS PER CARD	CARDS PER BOX	LACING (mm) PER BOX	
	<b>WITHOUT PINS - 12 Cards/Box</b>							
	25	25SS12	01817	0.4	179	12	3600	
	25LP	25LPSS12	02010	0.4	179	12	3600	
	25LL	25LLSS12	17347	0.4	179	12	3600	
	<b>WITH PINS - 12 Cards/Box</b>							
	25	25SS12NYS	01821	0.4	179	12	3600	
	25LP	25LPSS12NYS	02012	0.4	179	12	3600	

#### CLIPPER® ORDERING NUMBER REFERENCE

XSP	Extra Short Point
SP	Short Point
LP	Long Point
XLP	Extra Long Point
LL	Long Leg
SL	Short Leg
G	Galvanized
HT	High Tensile
RHTX	Rectangular Wire
S	430 Stainless Steel
SS	316 Stainless Steel

Stock Items (non-shaded)  
 Made To Order Items (shaded) 12 week leadtime, minimum order may apply.



# Clipper® 25 Series Hooks

## PRECUT #25 HOOKS (with Pins)

### GALVANIZED- WITH NYLOSTEEL PINS

25 SERIES	BELT WIDTH		ORDERING NUMBER (BOX)	ITEM CODE	WT. PER BOX KGS.	HOOKS PER CARD	CARDS PER BOX	LACING (mm) PER BOX
	mm	in.						
	16	5/8	25G5/8NY	01841	0.1	7 & 8	200	3125
	19	3/4	25G3/4NY	01859	0.1	8 & 9	200	3750
	22.5	7/8	25G7/8NY	01864	0.2	10 & 11	200	4375
	25.5	1	25G1NY	01871	0.2	12 & 13	200	5000
	32	1-1/4	25G1-1/4NY	01884	0.3	15 & 16	200	6250
	38.5	1-1/2	25G1-1/2NY	01891	0.3	19 & 20	200	7500
	44.5	1-3/4	25G1-3/4NY	01911	0.4	22 & 23	200	8750
	48	1-7/8	25G1-7/8NY	01917	0.4	24 & 25	200	9375
51	2	25G2NY	01926	0.4	26 & 27	200	10,000	
57.5	2-1/4	25G2-1/4NY	01939	0.5	30 & 31	200	11,250	
63.5	2-1/2	25G2-1/2NY	01946	0.5	33 & 34	200	12,500	
70	2-3/4	25G2-3/4NY	01954	0.6	37 & 38	200	13,750	
76.5	3	25G3NY	01963	0.6	39 & 40	200	15,000	
83	3-1/4	25G3-1/4NY	01828	0.4	42 & 43	100	8125	
89	3-1/2	25G3-1/2NY	01786	0.4	46 & 47	100	8750	
102	4	25G4NY	01732	0.5	54 & 55	100	10,000	
115	4-1/2	25G4-1/2NY	01798	0.5	61 & 62	100	11,250	

NOTE: #25 Hooks are available with Long Point. Contact Customer Service for information.

For extra pin material see pages 21-23.

### 316L STAINLESS STEEL- WITH NYLOSTAINLESS PINS

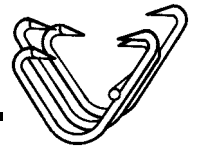
25 SERIES	BELT WIDTH		ORDERING NUMBER (BOX)	ITEM CODE	WT. PER BOX KGS.	HOOKS PER CARD	CARDS PER BOX	LACING (mm) PER BOX
	mm	in.						
	16	5/8	25SS5/8NYS	01845	0.1	7 & 8	200	3125
	19	3/4	25SS3/4NYS	01861	0.1	8 & 9	200	3750
	25.5	1	25SS1NYS	01879	0.2	12 & 13	200	5000
	32	1-1/4	25SS1-1/4NYS	01887	0.3	15 & 16	200	6250
	38.5	1-1/2	25SS1-1/2NYS	01898	0.3	19 & 20	200	7500
	48	1-7/8	25SS1-7/8NYS	01920	0.4	24 & 25	200	9375
	51	2	25SS2NYS	01933	0.4	26 & 27	200	10,000
	57.5	2-1/4	25SS2-1/4NYS	01941	0.5	30 & 31	200	11,250
63.5	2-1/2	25SS2-1/2NYS	01949	0.5	33 & 34	200	12,500	
70	2-3/4	25SS2-3/4NYS	01958	0.6	37 & 38	200	13,750	
76.5	3	25SS3NYS	01970	0.6	39 & 40	200	15,000	
89	3-1/2	25SS3-1/2NYS	01793	0.4	46 & 47	100	8750	
102	4	25SS4NYS	01744	0.5	54 & 55	100	10,000	

#### CLIPPER® ORDERING NUMBER REFERENCE

XSP	Extra Short Point
SP	Short Point
LP	Long Point
XLP	Extra Long Point
LL	Long Leg
SL	Short Leg
G	Galvanized
HT	High Tensile
RHTX	Rectangular Wire
S	430 Stainless Steel
SS	316 Stainless Steel

□ Stock Items (non-shaded)

■ Made To Order Items (shaded) 12 week leadtime, minimum order may apply.



## 430 STAINLESS - WITHOUT PINS

UX-1, U2SP-U7	HOOK SIZE	ORDERING NUMBER (BOX)	ITEM CODE	WT. PER BOX KGS.	HOOKS PER STRIP	STRIPS PER BOX	LACING (mm) PER BOX	
	<b>150 mm (6") STRIPS - 24 STRIPS PER BOX</b>							
	UX-1SP	UX1SPS6	01183	0.3	44	24	3600	
	UX-1	UX1S6	01178	0.3	44	24	3600	
	U3-1	U3-1S6	01143	0.6	38	24	3600	
	U3-2	U3-2S6	01230	0.6	38	24	3600	
	U3	U3S6	01254	0.6	38	24	3600	
	<b>300 mm (12") STRIPS - 12 STRIPS PER BOX</b>							
	UX-1SP	UX1SPS12	01184	0.3	96	12	3600	
	UX-1	UX1S12	01179	0.4	96	12	3600	
UX-1LLSP	UX1LLSPS12	01338	0.5	96	12	3600		
UX-1LL	UX1LLS12	01336	0.5	96	12	3600		
U2SP	U2SPS12	18851	0.5	84	12	3600		
U2	U2S12	18400	0.5	84	12	3600		
U3	U3S12	01255	0.6	84	12	3600		
U3RHTS	U3RHTS12	05340	0.6	84	12	3600		
U3-1	U3-1S12	01144	0.6	84	12	3600		
U3-1RHTS	U3-1RHTS12	05338	0.6	84	12	3600		
U3-2	U3-2S12	01231	0.6	84	12	3600		
U3-2RHTS	U3-2RHTS12	05339	0.6	84	12	3600		
U4	U4S12	01283	0.8	84	12	3600		
U5	U5S12	01305	0.8	84	12	3600		
U7	U7S12	01294	0.9	84	12	3600		
<b>600 mm (24") STRIPS - 10 STRIPS PER BOX</b>								
UX-1SP	UX1SPS24	01355	0.6	188	10	6000		
UX-1	UX1S24	01356	0.6	188	10	6000		
UX-1LLSP	UX1LLSPS24	01359	0.6	188	10	6000		
UX-1LL	UX1LLS24	01360	0.6	188	10	6000		
U2SP	U2SPS24	18854	0.9	162	10	6000		
U2	U2S24	18477	0.9	162	10	6000		
U3-1	U3-1S24	01363	1.0	162	10	6000		
U3-1RHTS	U3-1RHTS24	05341	0.6	162	10	6000		
U3-2	U3-2S24	01361	1.0	162	10	6000		
U3-2RHTS	U3-2RHTS24	05342	0.6	162	10	6000		
U3	U3S24	18478	1.0	162	10	6000		
U3RHTS	U3RHTS24	05343	0.6	162	10	6000		
U4	U4S24	18479	1.1	162	10	6000		
U5	U5S24	01351	1.3	162	10	6000		

## COATED STEEL™ - WITHOUT PINS

U1-U5	HOOK SIZE	ORDERING NUMBER (BOX)	ITEM CODE	WT. PER BOX KGS.	HOOKS PER STRIP	STRIPS PER BOX	LACING (mm) PER BOX	
	<b>150 mm (6") STRIPS - 24 STRIPS PER BOX</b>							
	U3-1	U3-1C6	01137	0.6	38	24	3600	
	U3-2	U3-2C6	01125	0.6	38	24	3600	
	U3	U3C6	01250	0.6	38	24	3600	
	<b>300 mm (12") STRIPS - 12 STRIPS PER BOX</b>							
	U2SP	U2SPC12	18850	0.5	84	12	3600	
	U2	U2C12	18370	0.5	84	12	3600	
	U3-1	U3-1C12	01138	0.6	84	12	3600	
	U3-2	U3-2C12	01126	0.6	84	12	3600	
U3	U3C12	01251	0.6	84	12	3600		
U4	U4C12	01279	0.8	84	12	3600		
U5	U5C12	01301	0.8	84	12	3600		
U6	U6C12	18374	0.9	84	12	3600		
<b>600 mm (24") STRIPS - 10 STRIPS PER BOX</b>								
U2	U2C24	18453	0.9	162	10	6000		
U3-1	U3-1C24	01364	1.0	162	10	6000		
U3-2	U3-2C24	01362	1.0	162	10	6000		
U3	U3C24	18454	1.0	162	10	6000		
U4	U4C24	18455	1.1	162	10	6000		
U5	U5C24	01352	1.3	162	10	6000		

## STAINLESS RECTANGULAR HIGH TENSILE - WITHOUT PINS

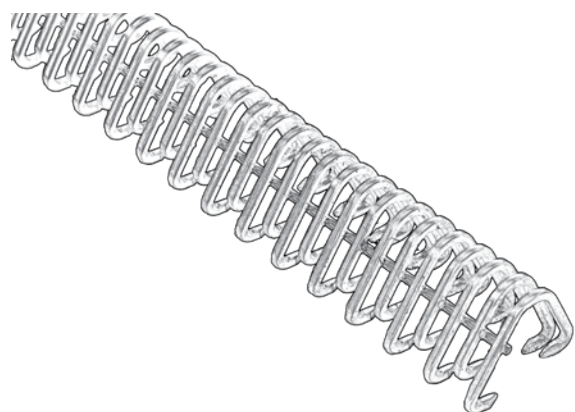
U3	HOOK SIZE	ORDERING NUMBER (BOX)	ITEM CODE	WT. PER BOX KGS.	HOOKS PER STRIP	STRIPS PER BOX	LACING (mm) PER BOX	
	<b>300 mm (12") STRIPS - 12 STRIPS PER BOX</b>							
	U3-1	U3-1RHTS12	05338	0.6	84	12	3600	
	U3-2	U3-2RHTS12	05339	0.6	84	12	3600	
	U3	U3-RHTS12	05340	0.6	84	12	3600	
	<b>600 mm (24") STRIPS - 10 STRIPS PER BOX</b>							
	U3-1	U3-1RHTS24	05341	1.0	162	10	6000	
	U3-2	U3-2RHTS24	05342	1.0	162	10	6000	
	U3	U3-RHTS24	05343	1.0	162	10	6000	

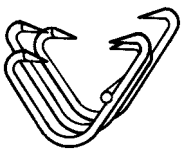
**NOTE:** For U2SP-U7 Hooks, wire diameter = 1.4 mm (.054").  
 For UX1 Hooks, wire diameter = 1.0 mm (.040").  
 For UCM-36 Hooks, wire diameter = 0.9 mm x 0.7 mm (.036" x .027").

### HOOK SIZE EXPLANATION:

U3-1 = #3 Leg with #1 point  
 U3-2 = #3 Leg with #2 point  
 U2 = #2 Leg with #2 point

For extra pin material see pages 21-23.





# Clipper® Unibar® Hooks

## 316L STAINLESS - WITHOUT PINS

For extra pin material see pages 21-23.

UCM36, UX-1, U2-U5	HOOK SIZE	ORDERING NUMBER (BOX)	ITEM CODE	WT. PER BOX KGS.	HOOKS PER STRIP	STRIPS PER BOX	LACING (mm) PER BOX	
	<b>150 mm (6") STRIPS - 24 STRIPS PER BOX</b>							
	UX-1SP	UX1SPSS6	01193	0.3	44	24	3600	
	UX-1	UX1SS6	01188	0.4	44	24	3600	
	<b>300 mm (12") STRIPS - 12 STRIPS PER BOX</b>							
	UCM36 SLXSP	UCM36SLXSPSS12	01315	0.4	120	12	3600	
	UCM36 SLSP	UCM36SLSPSS12	01313	0.4	120	12	3600	
	UCM36 XSP	UCM36XSPSS12	01312	0.4	120	12	3600	
	UCM36 SP	UCM36SPSS12	01314	0.4	120	12	3600	
	UCM36	UCM36SS12	01309	0.5	120	12	3600	
UCM36LP	UCM36LPSS12	01317	0.4	120	12	3600		
UCM36LLSP	UCM36LLSPSS12	01318	0.4	120	12	3600		
UCM36LL	UCM36LLSS12	01308	0.5	120	12	3600		
UX-1SP	UX1SPSS12	01194	0.3	96	12	3600		
UX-1	UX1SS12	01189	0.4	96	12	3600		
UX-1LLSP	UX1LLSPSS12	01342	0.5	96	12	3600		
UX-1LL	UX1LLSS12	01340	0.5	96	12	3600		
UA2	UA2SS12	01292	0.5	120	12	3600		
UA3	UA3SS12	01293	0.5	120	12	3600		
U2	U2SS12	18427	0.5	84	12	3600		
U3	U3SS12	01258	0.7	84	12	3600		
U4	U4SS12	18429	0.8	84	12	3600		
<b>600 mm (24") STRIPS - 10 STRIPS PER BOX</b>								
UX-1SP	UX1SPSS24	01354	0.5	188	10	6000		
UX-1	UX1SS24	01353	0.4	188	10	6000		
UX-1LL	UX1LLSS24	01357	0.5	188	10	6000		
U2	U2SS24	18507	0.9	162	10	6000		
<b>600 mm (24") STRIPS - 12 STRIPS PER BOX</b>								
UCM36 SLXSP	UCM36SLXSPSS24	01319	0.6	234	12	7200		
UCM36 SLSP	UCM36SLSPSS24	01320	0.6	234	12	7200		
UCM36 XSP	UCM36XSPSS24	01321	0.6	234	12	7200		
UCM36 SP	UCM36SPSS24	01322	0.6	234	12	7200		
UCM36	UCM36SS24	01323	0.6	234	12	7200		
UCM36LP	UCM36LPSS24	01385	0.6	234	12	7200		
UCM36LLSP	UCM36LLSPSS24	01324	0.7	234	12	7200		
UCM36LL	UCM36LLSS24	01325	0.7	234	12	7200		

## COATED STEEL™ - WITH PINS

U2-U6	HOOK SIZE	ORDERING NUMBER (BOX)	ITEM CODE	WT. PER BOX KGS.	HOOKS PER STRIP	STRIPS PER BOX	LACING INCHES PER BOX
	<b>300 mm (12") STRIPS - 12 STRIPS PER BOX</b>						
U2	U2C12W	18540	0.5	84	12	3600	
U3	U3C12W	18541	0.6	84	12	3600	
U4	U4C12W	18542	0.7	84	12	3600	
U5	U5C12W	18543	0.9	84	12	3600	
U6	U6C12W	18544	1.0	84	12	3600	

□ Stock Items (non-shaded)

▒ Made To Order Items (shaded) 12 week leadtime, minimum order may apply.

### CLIPPER® ORDERING NUMBER REFERENCE

XSP	Extra Short Point
SP	Short Point
LP	Long Point
XLP	Extra Long Point
LL	Long Leg
SL	Short Leg
G	Galvanized
HT	High Tensile
RHTX	Rectangular Wire
S	430 Stainless Steel
SS	316 Stainless Steel



## CONNECTING PIN SPECIFICATIONS

Pin Diameter	1.7 mm .065" (1/16") (previously #25)	2.4 mm .093" (3/32") (previously #13)	2.8 mm .109" (7/64") (previously #12)	3.2 mm .125" (1/8") (previously #11)	4.0 mm .156" (5/32") (previously #9)
Clipper® Hook Size	25's, 36's, 1's, UCM36's, UX-1's	2, 3, U2SP, U2 U3-1, U3-2, U3	4 & U4	4 ½, 5, U5	6, 7, U6 & U7
Anker® Hook Size	A40, A40SP, A40LL, A40LLSP, A2	A3	A4	A5	A6, A7

Connecting Pin Types	Abbreviation	Pin Wear Factor	Hook Wear Factor	Rigidity	Magnetic	Flexibility	Composition
Nylosteel	NY	Good	Good	Good	Yes	Good	Nylon & music wire
Nylostainless	NYS	Good	Good	Good	Slightly	Good	Nylon & 300SS spring wire
Nylon Covered Cable	NCS	Good	Good	Average	Slightly	Good	Nylon & 300SS cable
Music Wire	MW	Good	Poor	Excellent	Yes	Poor	High-carbon spring-tempered steel
Cold-Rolled Steel	Smooth - SM Notched - N	Average	Fair	Excellent	Yes	Fair to Poor	Mild cold-rolled steel
Stainless Steel	Smooth - SMS Notched - NS	Average	Fair	Excellent	Slightly	Fair to Poor	302 or 300 stainless steel
Duralink™	DL	Excellent	Excellent	Average	Slightly	Good	Wear-resistant nylon & 300SS cable
Bare Stainless Cable	SMSC	Average	Fair	Average	Slightly	Good	300SS cable
DuraStainless™	DSS	Excellent	Excellent	Good	Slightly	Good	Wear resistant nylon & 300SS spring wire
Nylon Plus	NP	Good	Excellent	Fair	No	Excellent	Nylon

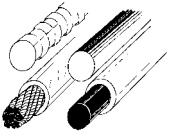
## PINPAK™ 100



30M (100 ft.) of connecting pin with dispenser

PIN DIAMETER	ORDERING NUMBER	ITEM CODE	WT. KGS.	PIN DIAMETER	ORDERING NUMBER	ITEM CODE	WT. KGS.	PIN DIAMETER	ORDERING NUMBER	ITEM CODE	WT. KGS.
<b>NYLOSTEEL</b>				<b>NYLOSTAINLESS</b>				<b>NYLON COVERED CABLE</b>			
1.3	NY053-C	18700	0.7	1.3	NYS053-C	18701	0.7	1.3			
1.7	NY065-C	02598	0.7	1.7	NYS065-C	02649	0.7	1.7	NCS065-C	02751	0.8
2.0	NY079-C	18720	0.8	2.0	NYS079-C	18721	0.8	2.0			
2.4	NY093-C	02628	0.9	2.4	NYS093-C	02670	0.9	2.4	NCS093-C	02767	0.8
2.8	NY109-C	02622	1.0	2.8	NYS109-C	02664	1.0	2.8			
3.2	NY125-C	02614	1.0	3.2	NYS125-C	02658	1.0	3.2	NCS125-C	02762	1.4
4.0	NY156-C	02607	1.1	4.0	NYS156-C	02652	1.1	4.0	NCS156-C	02756	1.5
<b>NYLON PLUS</b>				<b>DURALINK™</b>				<b>DURASTAINLESS™</b>			
1.3	NP053-C	02863	0.7	1.7	DL065-C	02726	0.8	1.7	DSS065-C	02826	0.8
1.7	NP065-C	02854	0.7	2.0	DL079-C	04316	1.0				
2.0	NP079-C	02872	0.8	2.4	DL093-C	02743	1.0	2.4	DSS093-C	02830	1.0
2.4	NP093-C	02867	0.9	2.8	DL109-C	02737	1.0	2.8	DSS109-C	02834	1.0
2.8	NP109-C	02861	1.0	3.2	DL125-C	02732	1.0				
3.2	NP125-C	02864	1.0								
4.0	NP156-C	02873	1.1								

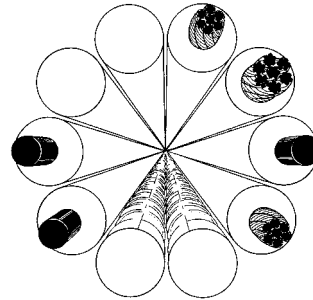




# Clipper® Connecting Pins

## NYLON COVERED LEADER ASSEMBLIES

PIN DIAMETER	ORDERING NUMBER	ITEM CODE	PIN LENGTH	LEADER LENGTH
<b>NYLON COVERED CABLE</b>				
1.7	NCS065X10FT-W/10FT	05021	10	10
1.7	NCS065X25FT-W/5FT	05022	25	5
2.4	NCS093X5FT-W/5FT	05194	5	5
2.4	NCS093X10FT-W/10FT	05023	10	10
2.4	NCS093X15FT-W/2FT	05195	15	2
2.4	NCS093X25FT-W/5FT	05024	25	5
2.4	NCS093X25FT-W/10FT	05025	25	10
2.4	NCS093X50FT-W/4FT	05196	50	4
<b>DURALINK™</b>				
1.7	DL065X25FT-W/5FT	05193	25	5
2.4	DL093X10FT-W/10FT	05020	10	10
2.4	DL093X25FT-W/5FT	05019	25	5



Other sizes can be custom ordered.

## 300 mm (12") PRE-CUT PINS

(24 pins per package)

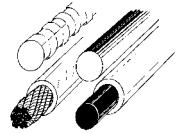
PIN DIAMETER	ORDERING NUMBER	ITEM CODE	ORDERING NUMBER	ITEM CODE	ORDERING NUMBER	ITEM CODE
<b>NYLOSTEEL</b>			<b>NYLOSTAINLESS</b>		<b>NYLON PLUS</b>	
1.7	NY065-12	02592	NYS065-12	02644	NP065-12	02847
2.4	NY093-12	02625	NYS093-12	02668	NP093-12	02865
2.8	NY109-12	02619	NYS109-12	02662	NP109-12	02859
3.2	NY125-12	02611	NYS125-12	02656	NP125-12	02833
4.0	NY156-12	02600	NYS156-12	02650	NP156-12	02832

## CONNECTING PIN TOOLS

DESCRIPTION	ORDERING NUMBER	ITEM CODE
Pin and Cable Cutter	APC-1	50004
Pin and Cable Stripper	CABLE STRIPPER	03241

## 1.625 mm (.065") PRE-CUT PINS

BELT WIDTH		PINS/ PACKAGE	ORDERING NUMBER	ITEM CODE	ORDERING NUMBER	ITEM CODE
mm	in.					
<b>NYLOSTEEL</b>						
16	5/8"	100			NYS065-5/8-100	02632
19	3/4"	100	NY065-3/4-100	02576		
22.5	7/8"	100	NY065-7/8-100	02574		
25.5	1"	100	NY065-1-100	02577	NYS065-1-100	02637
32	1 1/4"	100	NY065-1-1/4-100	02578	NYS065-1-1/4-100	02633
38.5	1 1/2"	100	NY065-1-1/2-100	02579	NYS065-1-1/2-100	02634
44.5	1 3/4"	100	NY065-1-3/4-100	02580		
48	1 7/8"	100	NY065-1-7/8-100	02581	NYS065-1-7/8-100	02635
51	2"	100	NY065-2-100	02582	NYS065-2-100	02638
57.5	2 1/4"	100	NY065-2-1/4-100	02583	NYS065-2-1/4-100	02639
63.5	2 1/2"	100	NY065-2-1/2-100	02584	NYS065-2-1/2-100	02640
70	2 3/4"	100	NY065-2-3/4-100	02585		
76.5	3"	100	NY065-3-100	02586	NYS065-3-100	02641
83	3 1/4"	50	NY065-3-1/4-50	02587	NYS065-3-1/4-50	02636
87	3 1/2"	50	NY065-3-1/2-50	02588		
102	4"	50	NY065-4-50	02589	NYS065-4-50	02642
115	4 1/2"	50	NY065-4-1/2-50	02590		
152	6"	24	NY065-6-24	02591	NYS065-6-24	02643



## CONNECTING PINS IN COILS

(7.6 M (25 ft.) minimum)

PIN DIAMETER	ORDERING NUMBER	ITEM CODE	ORDERING NUMBER	ITEM CODE	ORDERING NUMBER	ITEM CODE
<b>NYLOSTEEL</b>			<b>NYLOSTAINLESS</b>		<b>NYLON COVERED CABLE</b>	
1.7	NY053	02594	NYS053	02645		
1.7	NY065	02597	NYS065	02648	NCS065	02750
2.0	NY079	02595	NYS079	02646		
2.4	NY093	02627	NYS093	02669	NCS093	02766
2.8	NY109	02621	NYS109	02663	NCS125	02761
3.2	NY125	02613	NYS125	02657	NCS156	02755
4.0	NY156	02606	NYS156	02651		
<b>DURALINK™</b>			<b>DURASTAINLESS™</b>			
1.7			DSS065	02727		
2.4	DL093	02742	DSS093	02744		
2.8	DL109	02736	DSS109	02738		
3.2	DL125	02731				
<b>SMOOTH STEEL</b>			<b>NOTCHED STEEL</b>		<b>SMOOTH SS</b>	
1.0					SMS040	02772
1.4	SM054	02771	N054	02775	SMS054	02779
2.4	SM093	02773	N093	02777	SMS093	02781
<b>NOTCHED SS</b>			<b>NYLON PLUS</b>		<b>BARE SS CABLE</b>	
1.3/1.4	NS054	02783	NP053	02868		
1.7			NP065	02853	SMSC065	02769
2.0			NP079	02869		
2.4	NS093	02784	NP093	02866	SMSC093	02770
2.8			NP109	02860		
3.2			NP125	02870		
4.0			NP156	02871		

NOTE: For coils less than 7.6 M (25 ft.), call Flexco Customer Service.


### MUSIC WIRE

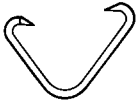
PIN DIAMETER	DESCRIPTION	ORDERING NUMBER	ITEM CODE
1.0 mm	Per Meter	MW043	02787
1.4 mm	Per Meter	MW054	02788
1.9 mm	4 Meter Lengths	MW072	02789
2.3 mm	4 Meter Lengths	MW090	02791
2.3 mm	30 Meter Lengths	MW090-100	02790

### STRIPPED LEADERS

DESCRIPTION	ORDERING NUMBER	ITEM CODE
2.4 x 1.3 M Nylosteel with 1.6 M Stripped Leader	NY093-123	02629
2.4 x 6.2 M Nylosteel with 1.6 M Stripped Leader	NY093-246	02630
.093 x 30 M Nylosteel with 1.6 M Stripped Leader	NY093-100	02631
2.4 x 3.1 M DuraStainless™ with 1.6 M Stripped Leader	DSS093-123	04093
2.4 x 6.2 M DuraStainless™ with 1.6 M Stripped Leader	DSS093-246	04044

 Stock Items (non-shaded)

 Made To Order Items (shaded) 12 week leadtime, minimum order may apply.



# Clipper® Maintenance Lacers

## ROLLER LACER® GOLD CLASS™

(Face strips sold separately)

BELT WIDTH		ORDERING NUMBER	ITEM CODE	WT. KGS.
mm	in.			
600	24"	RL-G24	03985	22.7
900	36"	RL-G36	03986	26.3
1200	48"	RL-G48	03987	29.9
1500	60"	RL-G60	03988	33.6

NOTE: Includes carding paper remover and scissors.

## G SERIES™ FACE STRIPS

ROLLER LACER® GOLD CLASS™ (Includes one Lacer Pin)


HOOK SIZE	BELT WIDTH		ORDERING NUMBER	ITEM CODE	WT. KGS
	in.	mm			
G005(A) - G006(A)	24"	600	FSGOLDG-601	04363	1.02
	36"	900	FSGOLDG-901	04364	1.28
	48"	1200	FSGOLDG-1201	04365	1.4
	60"	1500	FSGOLDG-1501	04366	1.65

## G SERIES™ REPLACEMENT LACER PINS

ROLLER LACER® GOLD CLASS™

HOOK SIZE	ORDERING NUMBER	ITEM CODE	ROLLER LACER GOLD CLASS	WT. KGS
G005(A) - G006(A)	LPG-901	04370	RL-G36	0.5
	LPG-1201	04371	RL-G48	0.6
	LPG-1501	04372	RL-G60	0.7
	LPG-1801	04419	RL-G70	0.8

 **Stock Items** (non-shaded)

 **Made To Order Items** (shaded) 12 week leadtime, minimum order may apply.



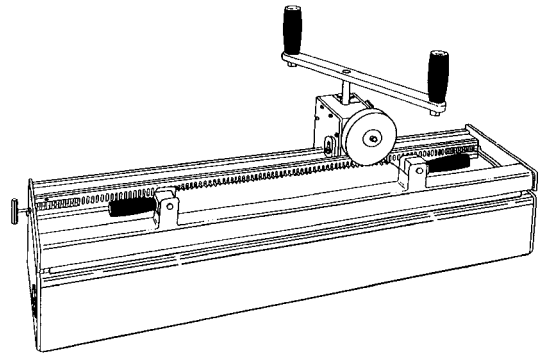


## MANUAL ROLLER LACER®

(Face strips sold separately)

BELT WIDTH		ORDERING NUMBER	ITEM CODE	WT. KGS.
mm	in.			
600	24"	RL-24	03370	17.2
900	36"	RL-36	03371	21.3
1200	48"	RL-48	03372	24.9
1500	60"	RL-60	03375	28.6

NOTE: Includes carding paper remover and scissors.



### CLIPPER® FACE STRIPS MANUAL ROLLER LACER® (Includes one Lacer Pin)

BELT WIDTH		ORDERING NUMBER	ITEM CODE	WT. KGS.
mm	in.			
<b>HOOK SIZE 30</b>				
600	24"	FSMAN30-24	04064	0.6
900	36"	FSMAN30-36	04065	0.7
1200	48"	FSMAN30-48	04066	1.0
1500	60"	FSMAN30-60	04067	1.2
<b>HOOK SIZE 36, UCM36</b>				
600	24"	FSMAN36-24	04020	0.6
900	36"	FSMAN36-36	04021	0.7
1200	48"	FSMAN36-48	04022	1.0
1500	60"	FSMAN36-60	04023	1.2
<b>HOOK SIZE 1, UX-1</b>				
600	24"	FSMAN1-24	04015	0.6
900	36"	FSMAN1-36	04016	0.7
1200	48"	FSMAN1-48	04017	1.0
1500	60"	FSMAN1-60	04018	1.2
<b>HOOK SIZE 2 – 4, U2SP – U3</b>				
600	24"	FSMAN2-24	04025	0.6
900	36"	FSMAN2-36	04026	0.7
1200	48"	FSMAN2-48	04027	1.0
1500	60"	FSMAN2-60	04028	1.2
<b>HOOK SIZE 4-1/2 – 7, U4 – U7</b>				
600	24"	FSMAN4-1/2-24	04030	0.6
900	36"	FSMAN4-1/2-36	04031	0.7
1200	48"	FSMAN4-1/2-48	04032	1.0
1500	60"	FSMAN4-1/2-60	04033	1.2

### ANKER® "G" SERIES FACE STRIPS

(includes two Lacer Pins)

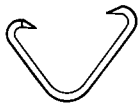
DESCRIPTION	ORDERING NUMBER	ITEM CODE	WT. KGS.
600 mm (24") for ANKER® G001-G006	FS-600-G	04359	0.6
900 mm (36") for ANKER® G001-G006	FS-900-G	04360	0.9
1200 mm (60") for ANKER® G001-G006	FS-1200-G	04361	1.2
1500 mm (60") for ANKER® G001-G006	FS-1500-G	00725	1.5
600 mm (24") for ANCHOR G008	FSMANXL-601	04456	1.0
900 mm (36") for ANKER® G008	FSMANGXL-901	04457	1.5
1200 mm (48") for ANKER® G008	FSMANGXL-1201	04458	1.6

### COMMON REPAIR PARTS ROLLER LACER® GOLD CLASS™ & MANUAL ROLLER LACER®

DESCRIPTION/ORDERING NUMBER	ITEM CODE	WT. KGS.
Guide Block Replacement Kit For Serial Number 3,500 – 50,000	03433	0.5
Guide Block Replacement Kit For Serial Number greater than 50,000	03897	0.5
Face Strip Knobs	03817	0.23
Urethane Strip – Priced Per Foot	03274	0.23
RL Carrying Strap	04051	0.5
Nut Driver for Roller Lacer Gold Class	04068	0.5

### CLIPPER® REPLACEMENT LACER PINS MANUAL ROLLER LACER®

BELT WIDTH		ORDERING NUMBER	ITEM CODE	WT. KGS.
mm	in.			
<b>HOOK SIZE 1, 36, or 30</b>				
600	24"	LPMAN1/36-24	03997	0.2
900	36"	LPMAN1/36-36	03998	0.2
1200	48"	LPMAN1/36-48	03999	0.3
1500	60"	LPMAN1/36-60	04000	0.3
<b>HOOK SIZE 2 – 4, 4-1/2 – 7</b>				
600	24"	LPMANREG-24	04002	0.2
900	36"	LPMANREG-36	04003	0.2
1200	48"	LPMANREG-48	04004	0.3
1500	60"	LPMANREG-60	04005	0.3



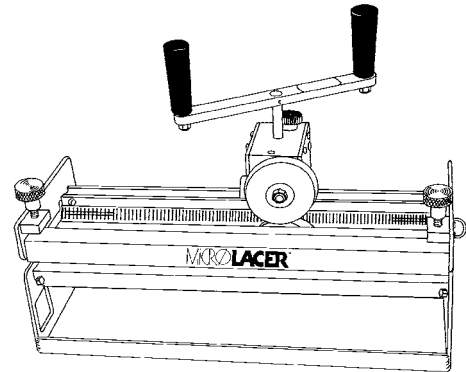
# Clipper® Maintenance Lacers

## MICROLACER®

(Face strips sold separately)

BELT WIDTH		ORDERING NUMBER	ITEM CODE	WT. KGS.
mm	in.			
350	14"	MICROLACER	03368	12.2

NOTE: Includes carding paper remover and scissors.



## CLIPPER® FACE STRIPS

(Includes one Lacer Pin)

HOOK SIZE	ORDERING NUMBER	ITEM CODE	WT. KGS.
30	FSMAN30-MICRO	04063	1.0
36, UCM36	FSMAN36-MICRO	04019	1.0
1, UX-1	FSMAN1-MICRO	04014	1.0
2-4, U2-U3,	FSMAN2-MICRO	04024	1.0
4-1/2-7, U4-U7	FSMAN4-1/2-MICRO	04029	1.0

## CLIPPER® REPLACEMENT LACER PINS

HOOK SIZE	ORDERING NUMBER	ITEM CODE	PIN DIA. (mm)
1/36	LPMAN1/36-MICRO	03996	1.7
2-7	LPMANREG-MICRO	04001	2.7


## ALLIGATOR® FACE STRIPS FOR MICROLACER

DESCRIPTION	ORDERING NUMBER	ITEM CODE	WT. KGS.
for 00 Alligator Lacing	GFSA00-14	18243	0.2
for 1 & 7 Alligator Lacing	GFSA1&7-14	18248	0.2

## COMMON REPAIR PARTS

DESCRIPTION/ORDERING NUMBER	ITEM CODE	WT. KGS.
Guide Block Replacement Kit For Serial Number 3,500 – 50,000	03433	0.5
Guide Block Replacement Kit For Serial Number greater than 50,000	03897	0.5
Face Strip Knobs	03817	0.23
Urethane Strip – Priced Per Foot	03274	0.05

 **Stock Items** (non-shaded)

 **Made To Order Items** (shaded) 12 week leadtime, minimum order may apply.

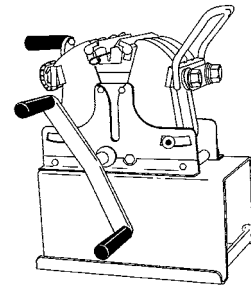
# Clipper® Specialty Lacers



## LW95 LACERS

(Laces all Clipper Hooks. Laces up to 152.4 mm (6") in one operation. Includes Lacing Assembly Kit.)

HOOK SIZE	ORDERING NUMBER	ITEM CODE	WT. KGS.	RETAINER INCLUDED
2-7, U2-U7	LW95	03074	14.1	HRREGLW95
1, UX-1	1LW95	03076	14.1	HR1LW95
25	25XLW	03075	14.1	HR25LW95
REPLACEMENT HOOK RETAINERS				
2-7, U2-U7	HR2LW95	03085	0.3	N/A
1, UX-1	HR1LW95	03081	0.2	N/A
25	HR25LW95	03827	0.5	N/A
30, 36, UCM36	HR36LW95	03119	0.2	N/A

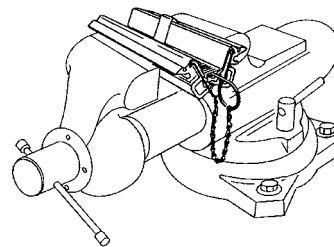


LW95 Lacer

## WISE LACERS

This vice lacer is suitable for both anker and clipper hooks.

HOOK SIZE		ORDERING NUMBER	ITEM CODE	WT. KGS.
CLIPPER®	ANKER®			
2-7, U2-U7	2-7, A2-A7, AP	R-4	03018	0.5
2-7, U2-U7	2-7, A2-A7, AP	R-7	03019	0.9
2-7, U2-U7	2-7, A2-A7, AP	R-10	03020	1.4
1, UX-1, UX-1SP	40, A40	1VL-7	03236	0.9
25	25	25VL-7	03814	1.4
30, 36, UCM36	30, 35, 36, A36	36VL-7	03238	0.5

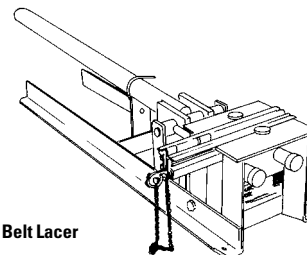


Vise Lacer

## BALER BELT LACER™

(Laces all Clipper Baler Hooks, RHTX, 2-7)

BELT WIDTH		ORDERING NUMBER	ITEM CODE	WT. KGS.
mm	in.			
175	7"	BBL-7	03434	23.1
250	10"	BBL-10	03435	23.1

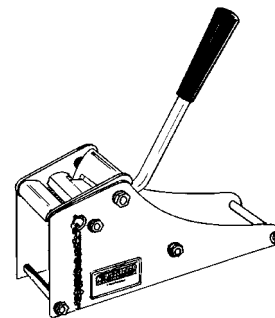


Baler Belt Lacer

## LEVER LACER

(For thin belts or tapes up to 50.8 mm (2") wide.)

HOOK SIZE	ORDERING NUMBER	ITEM CODE	WT. KGS.
25	25LEVER	03014	2.3
36	36LEVER	04223	2.3

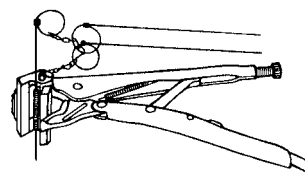


Lever Lacer

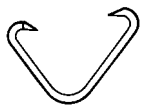
## PLIER-TAPE LACER

(For thin belts or tapes up to 50.8 mm (2") wide.)

ORDERING NUMBER	ITEM CODE	WT. KGS.
PTL25	17475	1.6
PTL30	18017	1.7



Plier-Tape Lacer

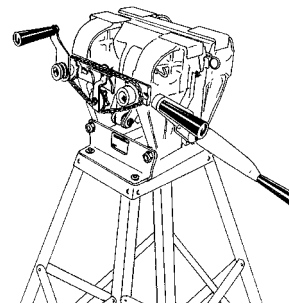


# Clipper® Production Lacers

## #12 SPEED LACER

(Includes #2-7 Retainer)

BELT WIDTH		ORDERING NUMBER	ITEM CODE	WT. KGS.
mm	in.			
300	12"	12LACER	03167	80.3
CHAIN DRIVE ATTACHMENT				
12 LACER-CHAIN			03225	10.9



#12 Speed Lacer

## CLIPPER® HOOK RETAINER

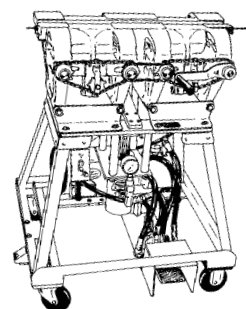
### FOR #12 SPEED LACER

(Includes one Lacer Pin)

DESCRIPTION	HOOK SIZE	ORDERING NUMBER	ITEM CODE	WT. KGS.
Acusteel	25	HR25-12	03822	0.8
Acusteel	30,36,UCM36	HR36-12	03170	0.7
Acusteel	1,UX-1	HR1-12	03168	0.7
Acusteel	2-7,U2-U7	HR2-12	03211	0.7

## 300 mm (12") LACER PIN FOR #12 SPEED LACER

HOOK SIZE	ORDERING NUMBER	ITEM CODE
25,30,36,1	LP1/36-12	03169
2-7	LP2-12	03222



Electric Hydraulic Lacer

## ELECTRIC HYDRAULIC POWER LACERS

(Includes #2-7 Retainer)

BELT WIDTH		ORDERING NUMBER	ITEM CODE	WT. KGS.
mm	in.			
300	12"	EH-12	03037	161.0
625	25"	EH-25	03038	254.0
950	38"	EH-38	03039	396.9

**NOTE:** Please specify 115 or 230 volt wiring requirements when ordering. Can be ordered for International Requirements.

## ELECTRIC HYDRAULIC LACER COVER

LACER SIZE		ORDERING NUMBER	ITEM CODE	WT. KGS.
mm	in.			
300	12"	Cover-12	03452	1.4
625	25"	Cover-25	03453	1.8
950	38"	Cover-38	03519	2.3

## CLIPPER® HOOK RETAINER FOR POWER LACERS

(Includes one Lacer Pin)

BELT WIDTH		ORDERING NUMBER	ITEM CODE	WT. KGS.
mm	in.			
HOOK SIZE 25				
300	12"	HR25-12	03822	0.8
625	25"	HR25-25	03823	1.5
950	38"	HR25-38	03824	1.9
HOOK SIZE 30, 36, UCM36				
300	12"	HR36-12	03170	0.7
625	25"	HR36-25	03154	1.5
950	38"	HR36-38	03155	1.9
HOOK SIZE 1, UX-1				
300	12"	HR1-12	03168	0.7
625	25"	HR1-25	03143	1.5
950	38"	HR1-38	03150	1.9
HOOK SIZE 2-7, U2-U7				
300	12"	HR2-12	03211	0.7
625	25"	HR2-25	03051	1.5
950	38"	HR2-38	03148	1.9

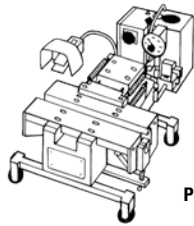
## CLIPPER® REPLACEMENT LACER PINS FOR POWER LACER

BELT WIDTH		ORDERING NUMBER	ITEM CODE
mm	in.		
HOOK SIZE 25, 36, 1			
300	12"	LP1/36-12	03169
625	25"	LP1/36-25	03162
950	38"	LP1/36-38	03163
HOOK SIZE 2-7			
300	12"	LP2-12	03222
625	25"	LP2-25	03054
950	38"	LP2-38	03156

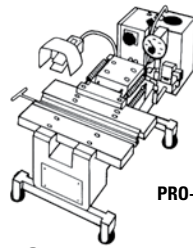
**Stock Items** (non-shaded)

**Made To Order Items** (shaded) 12 week leadtime, minimum order may apply.

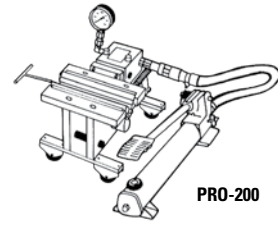
# Clipper® Production Lacers



PRO-600



PRO-400



PRO-200

## PRO-600 & PRO-6000 LACER

(Does not include comb - purchase separately)

ORDERING NUMBER	ITEM CODE	WT. KGS.
PRO-600	18057	133.4
PRO-6000	18978	138.0

## COMBS FOR PRO-600 & PRO-6000 LACER

(Includes Gauge Pins)

BELT WIDTH		ORDERING NUMBER	ITEM CODE	WT. KGS.
<b>HOOK SIZE 25</b>				
mm	in.			
600	24"	P6CLPR25M-24	03526	4.6
900	36"	P6CLPR25M-36	03538	5.9
1200	48"	P6CLPR25M-48	03551	7.0
1500	60"	P6CLPR25M-60	03531	8.4
<b>HOOK SIZE 36, UCM36, 30</b>				
600	24"	P6CLPR36M-24	03524	4.6
900	36"	P6CLPR36M-36	03537	5.9
1200	48"	P6CLPR36M-48	03539	7.0
1500	60"	P6CLPR36M-60	03529	8.4
<b>HOOK SIZE 1, UX1</b>				
600	24"	P6CLPR1M-24	03534	4.6
900	36"	P6CLPR1M-36	03535	5.9
1200	48"	P6CLPR1M-48	03550	7.0
1500	60"	P6CLPR1M-60	03528	8.4
<b>HOOK SIZE 2-7, U2-U7</b>				
600	24"	P6CLPR2M-24	03533	4.6
900	36"	P6CLPR2M-36	03536	5.9
1200	48"	P6CLPR2M-48	03532	7.0
1500	60"	P6CLPR2M-60	03527	8.4

## PRO-400 LACER

(Does not include adapter - purchase separately)

ORDERING NUMBER	ITEM CODE	WT. KGS.
PRO-400	18048	133.4

## ADAPTERS FOR PRO-400 LACER- 356 mm (14")

(Includes 1.5 and 2.0 mm Gauge Pins)

HOOK SIZE	ORDERING NUMBER	ITEM CODE	WT. KGS.
25	P4CLPR25	03649	3.3
36, 30	P4CLPR36	03140	3.4
1	P4CLPR1	03525	3.4
2-7	P4C2	18052	3.6

## ALLIGATOR® ADAPTERS-PRO-400

(Includes Gauge Pins)

ORDERING NUMBER	ITEM CODE	WT. KGS.	LACING SIZE
P4GF	18055	3.2	1 & 7
P4GF15	18056	3.3	15

## REPLACEMENT LACER PINS FOR PRO-400 LACER

FOR COMB NUMBER	DIAMETER (mm)	ITEM CODE	WT. KGS.
P4C25/36	1.5	19395	.05
P4C25/36	1.8 x 1.5	03738	.05
P4C25/36	2.0 x 1.5	03745	.05
P4C1	1.8	03715	.05
P4C1	2.0	19350	.05
P4C1	2.5 x 2.0	19380	.05
P4C1	3.0 x 2.0	19351	.05
P4C2	2.5	19349	.14
P4C2	3.5 x 3.0	03725	.14
P4C2	4.0 x 3.0	03724	.14

## PRO-200 LACER

(Does not include adapter - purchase separately)

ORDERING NUMBER	ITEM CODE	WT. KGS.
PRO-200	18036	31.7
PRO-200EH	03707	36.3

## ADAPTERS FOR PRO-200 LACER- 203 mm (8")

(Includes 1.5 and 2.0 mm Gauge Pins)

HOOK SIZE	ORDERING NUMBER	ITEM CODE	WT. KGS.
25	P2CLPR25	03650	2.0
36, 30	P2CLPR36	03591	2.0
1	P2CLPR1	03651	2.2
2-7	P2C2	18043	2.4

## ALLIGATOR® ADAPTERS-PRO-200

(Includes Gauge Pins)

ORDERING NUMBER	ITEM CODE	WT. KGS.	LACING SIZE
P2GF	18046	1.6	1 & 7
P2GF15	18047	2.0	15

## REPLACEMENT LACER PINS FOR PRO-200 LACER

FOR COMB NUMBER	DIAMETER (mm)	ITEM CODE	WT. KGS.
P2C25/36	1.5	19340	.05
P2C25/36	1.8 x 1.5	03739	.05
P2C25/36	2.0 x 1.5	03744	.05
P2C1	1.8	03713	.05
P2C1	2.0	19341	.05
P2C1	2.5 x 2.0	19342	.05
P2C1	3.0 x 2.0	19343	.05
P2C2	2.5	19339	.14
P2C2	3.5 x 3.0	03717	.14
P2C2	4.0 x 3.0	03718	.14

## REPLACEMENT LACER PINS FOR PRO-600 LACER

BELT WIDTH		ITEM CODE			WT. KGS.
mm	in.	<b>FOR COMB NUMBER P6C25/36</b>			
		1.5 mm	1.8 mm x 1.5 mm	2.0 mm x 1.5 mm	
600	24"	03729	03734	03743	0.1
900	36"	03727	03735	03742	0.1
1200	48"	03728	03736	03741	0.1
1500	60"	19358	03737	03740	0.1
<b>FOR COMB NUMBER P6C1</b>					
		1.8 mm	2.0 mm	2.5 mm x 2.0 mm	3.0 mm x 2.0 mm
600	24"	03710	19361	19362	03722
900	36"	03709	03714	03721	03733
1200	48"	03708	03711	03723	03732
1500	60"	16369	03712	03716	03731
<b>FOR COMB NUMBER P6C2</b>					
		2.5 mm	3.5 mm x 3.0 mm	4.0 mm x 3.0 mm	
600	24"	19364	19365	19366	0.1
900	36"	03726	03719	03720	0.1
1200	48"	19368	19370	19371	0.1
1500	60"	19373	19375	19376	0.1


## ALLIGATOR® COMBS-PRO-600

(Includes Gauge Pins)

ORDERING NUMBER	ITEM CODE	WT. KGS.	LACING SIZE
P6ALL100M-24	03914	3.9	00
P6ALL100M-36	03915	5.9	00
P6ALL11&7-24	03916	3.9	1&7
P6ALL11&7-36	03917	5.9	1&7
P6ALL115-24	03919	3.9	15
P6ALL115-36	03920	5.9	15

## REPLACEMENT PARTS

DESCRIPTION	ITEM CODE	WT. KGS.
Return Springs	19100	0.5
Adapter Spring Clip	19194	0.5
Linear Bearing	19200	0.9
Brass Bushing	19300	2.3



## How Clipper® Patch Fastener Hooks Work

Clipper® Laundry Patch Fasteners are manufactured from double-flattened wire which increases the holding ability as well as the transverse stability of the individual hooks, providing a flat and even splice area. The hook points are horizontally-cut, ensuring that they are bent accurately down towards the belt edge, which is especially important for thin belts used in laundry feeder and folding machine applications.

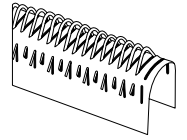
Available in either galvanized or 316L stainless steel, the hooks are integrated into the polyester patch material and are pre-cut to belt widths with leading and trailing ends. The patch is available with a custom logo if desired. Corrugated Perlon hinge pins are included with each box of fasteners, are corrosion-free, and provide lubrication to the splice joint.

Applications	Installation Method	What You Need for Installation
<ul style="list-style-type: none"> <li>Commercial Laundries</li> </ul>	Clipper Patch Fastener Hooks can be installed with the Pro 120 on-site maintenance lacer or the Pro 150 production lacer.	<ul style="list-style-type: none"> <li>Patch Fastener Hooks</li> <li>Connecting Pin</li> <li>Installation Tool</li> </ul>
How to Specify the Correct Clipper® Fastener	Fastener Metal Selection	Hinge Pin Selection
<ol style="list-style-type: none"> <li>Measure your Belt Thickness.</li> <li>Measure the Diameter of the Smallest Pulley in your Drive with Belt Wrap more than 90°.</li> <li>Choose the fastener width that is appropriate for your specifications.</li> </ol>	<p><b>Galvanized Steel.</b> For basic applications, galvanized steel is recommended.</p> <p><b>Stainless Steel.</b> Type 316 Stainless Steel offers more resistance than galvanized steel to abrasion, acids, chemicals, rusting, and magnetic attraction.</p>	<b>CP Corrugated Perlon.</b>

### Fastener and Pin Size Selection Chart

Minimum Pulley Diameter	Wire Diameter		Connecting Pin Size		Belt Thickness
	mm	in.	mm	in.	
25 mm (15/16")	0.62	.024	1.40	.055	25SP

# Clipper® Patch Fastener Hooks



## FASTENERS

### #25 SHORT-POINT GALVANIZED ON PATCH with Corrugated Perlon Hinge Pins

25SP	PATCH WIDTH		ORDERING NUMBER (BOX)	ITEM CODE	WT. PER BOX LBS.	HOOKS PER STRIP	STRIPS PER BOX
	mm	in.					
	35	1.38	25SP-G-035W-P	05512	0.66	15 + 16	200
	40	1.57	25SP-G-040W-P	05513	0.79	19 + 20	200
	48	1.89	25SP-G-048W-P	05514	0.88	24 + 25	200
	50	1.97	25SP-G-050W-P	05515	0.93	26 + 27	200
	57	2.24	25SP-G-057W-P	05516	1.01	30 + 31	200
	63	2.48	25SP-G-063W-P	05517	1.06	33 + 34	200
	75	2.95	25SP-G-075W-P	05518	1.28	39 + 40	200
	90	3.54	25SP-G-090W-P	05519	0.79	46 + 47	100
	100	3.94	25SP-G-100W-P	05520	0.88	54 + 55	100
	115	4.53	25SP-G-115W-P	05521	0.97	61 + 62	100

Patch with customer logo available for +10% upcharge (one color only). Minimum order 10 boxes. 8 week lead time.

### CORRUGATED PERLON HINGE PINS (PRE-CUT)

PATCH WIDTH	PINS PER PACKAGE		ORDERING NUMBER	ITEM CODE
	mm	in.		
35	1.38	100	CP1.4-035-100/BX	04385
40	1.57	100	CP1.4-040-100/BX	04386
48	1.89	100	CP1.4-048-100/BX	04387
50	1.97	100	CP1.4-050-100/BX	04388
57	2.24	100	CP1.4-057-100/BX	04389
63	2.48	100	CP1.4-063-100/BX	04390
75	2.95	100	CP1.4-075-100/BX	04391
90	3.54	50	CP1.4-090-50/BX	04392
100	3.94	50	CP1.4-100-50/BX	04393
115	4.53	50	CP1.4-115-50/BX	04394

### #25 SHORT-POINT GALVANIZED ON PATCH LOW TEMPERATURE with Corrugated Perlon Hinge Pins

25SP	PATCH WIDTH		ORDERING NUMBER (BOX)	ITEM CODE	WT. PER BOX LBS.	HOOKS PER STRIP	STRIPS PER BOX
	mm	in.					
	35	1.38	25SP-G-035W-TPU1	05805	0.66	15 + 16	200
	40	1.57	25SP-G-040W-TPU1	05806	0.79	19 + 20	200
	48	1.89	25SP-G-048W-TPU1	05807	0.88	24 + 25	200
	50	1.97	25SP-G-050W-TPU1	05808	0.93	26 + 27	200
	57	2.24	25SP-G-057W-TPU1	05809	1.01	30 + 31	200
	63	2.48	25SP-G-063W-TPU1	05810	1.06	33 + 34	200
	75	2.95	25SP-G-075W-TPU1	05811	1.28	39 + 40	200
	90	3.54	25SP-G-090W-TPU1	05812	0.79	46 + 47	100
	115	4.53	25SP-G-115W-TPU1	05813	0.97	61 + 62	100

Patch with customer logo available for +10% upcharge (one color only). Minimum order 10 boxes. 8 week lead time.

### #25 SHORT-POINT 316L STAINLESS STEEL ON PATCH with Corrugated Perlon Hinge Pins

25SP	PATCH WIDTH		ORDERING NUMBER (BOX)	ITEM CODE	WT. PER BOX LBS.	HOOKS PER STRIP	STRIPS PER BOX
	mm	in.					
	35	1.38	25SP-SS-035W-P	05522	0.66	15 + 16	200
	40	1.57	25SP-SS-040W-P	05523	0.79	19 + 20	200
	48	1.89	25SP-SS-048W-P	05524	0.88	24 + 25	200
	50	1.97	25SP-SS-050W-P	05525	0.93	26 + 27	200
	57	2.24	25SP-SS-057W-P	05526	1.01	30 + 31	200
	75	2.95	25SP-SS-075W-P	05528	1.28	39 + 40	200
	90	3.54	25SP-SS-090W-P	05529	0.79	46 + 47	100
	100	3.94	25SP-SS-100W-P	05530	0.88	54 + 55	100
	115	4.53	25SP-SS-115W-P	05531	0.97	61 + 62	100

Patch with customer logo available for +10% upcharge (one color only). Minimum order 10 boxes. 8 week lead time.

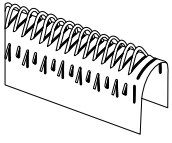
### #25 SHORT-POINT 316L STAINLESS STEEL ON PATCH LOW TEMPERATURE with Corrugated Perlon Hinge Pins

25SP	PATCH WIDTH		ORDERING NUMBER (BOX)	ITEM CODE	WT. PER BOX LBS.	HOOKS PER STRIP	STRIPS PER BOX
	mm	in.					
	40	1.57	25SP-SS-040W-TPU1/19+20/100	05817	0.79	19 + 20	200
	48	1.89	25SP-SS-048W-TPU1/24+25/100	05814	0.88	24 + 25	200
	50	1.97	25SP-SS-050W-TPU1/26+27/100	05815	0.93	26 + 27	200
	115	4.53	25SP-SS-115W-TPU1/61+62 H/50	05816	0.97	61 + 62	100

Patch with customer logo available for +10% upcharge (one color only). Minimum order 10 boxes. 8 week lead time.

- Stock Items (non-shaded)
- Made To Order Items (shaded) 12 week leadtime, minimum order may apply.





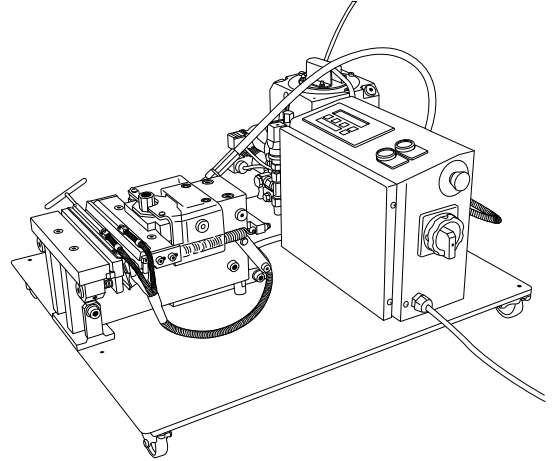
# Clipper® Patch Fastener Hooks

## CLIPPER® PRODUCTION LACERS PRO-150 LACER AND HYDRAULIC PUMP

(Does not include adapter)

ORDERING NUMBER	ITEM CODE	WT. KGS.
<b>115 VOLT; SINGLE PHASE; 60 HZ</b>		
PRO-150-115V1PH-60HZ	04379	47.0
<b>230 VOLT; SINGLE PHASE; 60 HZ</b>		
PRO-150-230V1PH-60HZ	04380	47.0
<b>230 VOLT; SINGLE PHASE; 50 HZ</b>		
PRO-150-230V1PH-50HZ	04381	47.0
<b>200 VOLT; THREE PHASE; 50/60 HZ</b>		
PRO-150-200V3PH-50/60HZ	04382	47.0
<b>230 VOLT; THREE PHASE; 50/60 HZ</b>		
PRO-150-230V3PH-50/60HZ	04383	47.0
<b>400 VOLT; THREE PHASE; 50/60 HZ</b>		
PRO-150-400V3PH-50/60HZ	04384	47.0

For Clipper Production Lacers range the discount is your standard BCP discount.



### ADAPTER FOR PRO-150 LACER

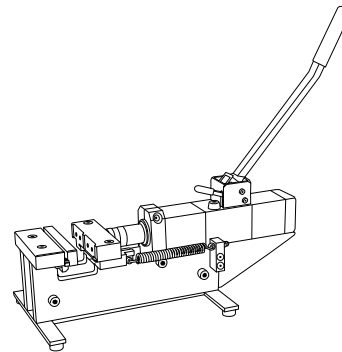
(Includes 1.6 mm gauge pin)

HOOK SIZE	ORDERING NUMBER	ITEM CODE	WT. KGS.
25 PATCH	P150CLPR25SPP115V	04377	2.0
25 PATCH	P150CLPR25SPP230V	04415	2.0

### PRO-120 LACER

(Does not include adapter or temperature controller - purchase separately)

ORDERING NUMBER	ITEM CODE	WT. KGS.
PRO-120	04374	16.0



### ADAPTER FOR PRO-120 LACER

(Includes 1.6 mm gauge pin)

HOOK SIZE	ORDERING NUMBER	ITEM CODE	WT. KGS.
25 PATCH	P120CLPR25SPP	04376	2.0

### TEMPERATURE CONTROLLER FOR PRO-120 LACER

ORDERING NUMBER	ITEM CODE	WT. KGS.
PRO-120TC-115V-60HZ	04378	2.7

Stock Items (non-shaded)  
 Made To Order Items (shaded) 12 week leadtime, minimum order may apply.





## How Alligator® Lacing Works

Hammer applied Alligator® Lacing utilizes a design with teeth that are formed so that when they are driven parallel to the length of the belt, the vital longitudinal carcass fibers are not severed.

The compression fit of the connecting bar provides a strong, vise-like hold on the belt

and distributes belt tension evenly across the entire belt width. The one-piece fastener strip also ensures that there are no loose pieces to work themselves out of the belt and into the conveyed product. The flat splice obtained with a continuous strip of lacing also helps with hinge pin insertion.

Applications	Installation Method	What You Need for Installation
<ul style="list-style-type: none"> <li>Manufacturing Assembly Lines</li> <li>Food, Package, and Parts Handling</li> <li>Checkout Counters</li> <li>Agricultural Equipment</li> </ul>	Requires only a hammer; no special tools needed. Unique, patented clips and round gauge rod act as an "extra" pair of hands.	<ul style="list-style-type: none"> <li>Fasteners</li> <li>Hinge Pin</li> <li>Hammer</li> </ul>
How to Specify the Correct Alligator® Lacing	Fastener Metal Selection	Hinge Pin Selection
<ol style="list-style-type: none"> <li>Determine Belt Tension (kN/m, PIW).</li> <li>Measure your Belt Thickness.</li> <li>Measure the Diameter of the Smallest Pulley in your Drive with Belt Wrap more than 90°.</li> <li>Choose the fastener size that is appropriate for your specifications in the selection chart below.</li> </ol>	<p><b>Steel.</b> Standard fastener material.</p> <p><b>Stainless Steel.</b> Type 316 Stainless Steel</p>	<p><b>H Steel Corrugated</b> - for all sizes of Alligator belt lacing.</p> <p><b>SH Stainless Steel Corrugated</b> - for all sizes of Alligator belt lacing.</p> <p><b>RH Rocker Hinge Pin</b> - for transmission belt lacing, two-piece pin to reduce friction and wear on loops and lacing.</p> <p><b>NC Nylon Covered Steel Cable</b> - for easier hinge pin insertion.</p> <p><b>NCS Nylon Covered Stainless Cable</b> - for greater corrosion resistance.</p>

## Alligator® Lacing Selection Chart

Lacing Size	For Belts With Mechanical Fastener Ratings Up To:		Belt Thickness Range		Recommended Min. Pulley Diameter		Approx. Corrugated Hinge Pin Diameter	
	kN/m	P.I.W.	mm	in.	mm	in.	mm	in.
00	4.3	25	Up thru 1.6	Up thru 1/16	25	1	1.2	3/64
1	7.8	45	1.6-2.4	1/16-3/32	38	1-1/2	1.6	1/16
7	8.7	50	2.4-3.6	3/32-9/64	51	2	1.6	1/16
15	11.4	65	3.2-4.0	1/8-5/32	64	2-1/2	2.4	3/32
20	16.6	95	4.0-4.8	5/32-3/16	76	3	2.8	7/64
25	17.5	100	4.8-5.6	3/16-7/32	102	4	3.2	1/8
27	17.5	100	5.6-7.1	7/32-9/32	127	5	3.2	1/8
35	26.0	150	7.1-7.9	9/32-5/16	178	7	3.6	9/64
45	28.0	165	7.9-9.5	5/16-3/8	229	9	4.8	3/16
55	30.0	175	9.5-11.1	3/8-7/16	305	12	5.2	13/64
65	35.0	200	11.1-12.7	7/16-1/2	356	14	5.2	13/64



# Alligator® Conveyor Belt Lacing

## FASTENERS

### STEEL LACING WITH STEEL CORRUGATED HINGE PIN

BELT WIDTH		ORDERING NUMBER	ITEM CODE	WT. KGS.	ORDERING NUMBER	ITEM CODE	WT. KGS.	ORDERING NUMBER	ITEM CODE	WT. KGS.	ORDERING NUMBER	ITEM CODE	WT. KGS.	ORDERING NUMBER	ITEM CODE	WT. KGS.
mm	in.	00			1A			1B			7			15		
300	12"	00-12	10050	0.1	1A-12	10070	0.2	<b>Note:</b> Size 1A and 1B Alligator lacing has been modified to allow for complete interchangeability. For machine applied lacing, order the corresponding 1A size.	7-12	10090	0.3	15-12	10482	0.5		
350	14"	00-14	10051	0.2	1A-14	10071	0.3		7-14	10091	0.4	15-14	10110	0.5		
400	16"	00-16	10052	0.2	1A-16	10072	0.4		7-16	10092	0.5	15-16	10111	0.6		
450	18"	00-18	10053	0.2	1A-18	10073	0.4		7-18	10093	0.5	15-18	10112	0.7		
500	20"	00-20	10054	0.3	1A-20	10074	0.5		7-20	10094	0.5	15-20	10113	0.7		
550	22"	00-22	10055	0.3	1A-22	10075	0.5		7-22	10095	0.6	15-22	10114	0.8		
600	24"	00-24	10056	0.3	1A-24	10076	0.5		7-24	10096	0.6	15-24	10115	0.9		
650	26"								7-26	10097	0.7	15-26	10116	1.0		
700	28"								7-28	10098	0.7	15-28	10117	1.0		
750	30"	00-30	10059	0.4	1A-30	10079	0.6		7-30	10099	0.8	15-30	10118	1.1		
800	32"								7-32	10100	0.9	15-32	10119	1.2		
900	36"	00-36	10061	0.5	1A-36	10081	0.7		7-36	10101	0.9	15-36	10120	1.2		
1050	42"	00-42	10062	0.5	1A-42	10082	0.9		7-42	10102	1.0	15-42	10121	1.5		
1200	48"	00-48	10063	0.6	1A-48	10083	0.9		7-48	10103	1.2	15-48	10122	1.7		
1500	60"	00-60	10065	0.8	1A-60	10085	1.2		7-60	10105	1.5	15-60	10124	2.2		
		00-600	13605	0.3	1A-600	13642	0.5	7-600	13662	0.7						
		<b>20</b>			<b>25</b>			<b>27</b>			<b>35</b>			<b>45</b>		
300	12"	20-12	10483	0.6	25-12	10484	0.7	27-12	10485	0.8	35-12	10486	1.3	45-12	10487	1.5
350	14"	20-14	10130	0.7	25-14	10150	0.7	27-14	10165	1.0	35-14	10180	1.5	45-14	10196	1.8
400	16"	20-16	10131	0.8	25-16	10151	0.9	27-16	10166	1.0	35-16	10181	1.7	45-16	10197	2.1
450	18"	20-18	10132	0.9	25-18	10152	1.0	27-18	10167	1.2	35-18	10182	1.9	45-18	10198	2.3
500	20"	20-20	10133	1.0	25-20	10153	1.1	27-20	10168	1.4	35-20	10183	2.1	45-20	10199	2.5
550	22"	20-22	10134	1.0	25-22	10154	1.2	27-22	10169	1.4						
600	24"	20-24	10135	1.1	25-24	10155	1.3	27-24	10170	1.5	35-24	10185	2.5	45-24	10201	3.1
650	26"				25-26	10156	1.4	27-26	10171	1.7						
700	28"	20-28	10137	1.4	25-28	10157	1.6	27-28	10172	1.8						
750	30"	20-30	10138	1.5	25-30	10158	1.6	27-30	10173	1.9	35-30	10188	3.1	45-30	10204	3.9
800	32"	20-32	10139	1.5				27-32	10174	2.1						
900	36"	20-36	10140	1.7	25-36	10160	2.0	27-36	10175	2.3	35-36	10190	3.7	45-36	10206	4.6
1050	42"	20-42	10141	2.1	25-42	10161	2.3	27-42	10176	2.7	35-42	10191	4.4	45-42	10207	5.4
1200	48"	20-48	10142	2.3	25-48	10162	2.6	27-48	10177	3.0	35-48	10192	5.0	45-48	10208	6.1
1350	54"				25-54	10163	2.9	27-54	10178	3.4	35-54	10193	5.6			
1500	60"	20-60	10144	2.9	25-60	10164	3.2	27-60	10179	3.7	35-60	10194	6.2	45-60	10210	7.6
					25-600	13720	1.3									
		<b>55</b>			<b>65</b>											
300	12"	55-12	10488	2.2	65-12	10489	2.6									
350	14"	55-14	10212	2.6												
400	16"	55-16	10213	2.9												
450	18"	55-18	10214	3.3	65-18	10232	4.0									
500	20"	55-20	10215	3.6												
600	24"	55-24	10217	4.4	65-24	10235	5.2									
750	30"	55-30	10220	5.4	65-30	10238	6.6									
900	36"	55-36	10222	6.4	65-36	10240	7.8									
1050	42"	55-42	10223	7.5												
1200	48"	55-48	10224	8.7	65-48	10242	10.4									
1500	60"	55-60	10226	10.8	65-60	10244	13.1									
		55-600	13797	4.3												


Any lengths over 1500 mm (60") are sold by the set.

Stock Items (non-shaded)  
 Made To Order Items (shaded) 12 week leadtime, minimum order may apply.

### ALLIGATOR® LACING

**CARTON CONTENTS:**

- 4 Sets Lacing
- 4 Hinge Pins
- 1 Gauge Pin
- Required amount of clips





## FASTENERS

### 316 STAINLESS LACING WITH 300 SERIES STAINLESS CORRUGATED HINGE PINS

BELT WIDTH		ORDERING NUMBER	ITEM CODE	WT. KGS.	ORDERING NUMBER	ITEM CODE	WT. KGS.	ORDERING NUMBER	ITEM CODE	WT. KGS.	ORDERING NUMBER	ITEM CODE	WT. KGS.	ORDERING NUMBER	ITEM CODE	WT. KGS.
mm	in.	00S			1S			1BS			7S			15S		
300	12"	00S-12	10528	0.1	1S-12	10545	0.2	<b>Note:</b> Size 1S and 1BS Alligator lacing has been modified to allow for complete interchangeability. For machine applied lacing, order the corresponding 1S size.	7S-12	10562	0.3	15S-12	10491	0.5		
350	14"	00S-14	10529	0.2	1S-14	10546	0.2		7S-14	10563	0.4	15S-14	10579	0.5		
400	16"	00S-16	10530	0.2	1S-16	10547	0.4		7S-16	10564	0.5	15S-16	10580	0.6		
450	18"	00S-18	10531	0.2	1S-18	10548	0.4		7S-18	10565	0.5	15S-18	10581	0.7		
500	20"	00S-20	10532	0.3	1S-20	10549	0.5		7S-20	10566	0.5	15S-20	10582	0.8		
600	24"	00S-24	10534	0.3	1S-24	10551	0.5		7S-24	10568	0.6	15S-24	10584	0.9		
700	28"								7S-28	10570	0.7	15S-28	10586	1.0		
750	30"	00S-30	10537	0.4	1S-30	10554	0.6		7S-30	10571	0.8	15S-30	10587	1.1		
900	36"	00S-36	10539	0.5	1S-36	10556	0.8		7S-36	10573	1.0	15S-36	10589	1.3		
1050	42"	00S-42	10540	0.5	1S-42	10557	0.9		7S-42	10574	1.1	15S-42	10590	1.6		
1200	48"	00S-48	10541	0.6	1S-48	10558	1.0		7S-48	10575	1.2	15S-48	10591	1.8		
1350	54"				1S-54	10559	1.4									
1500	60"	00S-60	10543	0.8	1S-60	10560	1.3		7S-60	10577	1.7	15S-60	10593	2.2		
		00S-600	13394	0.3	1S-600	13873	0.5		7S-600	13892	0.7					
		00S-900	13844	0.5												
		20S			25S			27S			35S			45S		
300	12"	20S-12	10492	0.6	25S-12	10493	0.7	27S-12	10494	0.8	35S-12	10495	1.3	45S-12	10496	1.5
350	14"	20S-14	10595	0.7	25S-14	10611	0.8	27S-14	10627	1.0	35S-14	10643	1.5			
400	16"	20S-16	10596	0.8	25S-16	10612	0.9	27S-16	10628	1.1	35S-16	10644	1.8			
450	18"	20S-18	10597	0.9	25S-18	10613	1.0	27S-18	10629	1.2	35S-18	10645	1.9	45S-18	10661	2.4
500	20"	20S-20	10598	1.0	25S-20	10614	1.1	27S-20	10630	1.4	35S-20	10646	2.1			
600	24"	20S-24	10600	1.2	25S-24	10616	1.4	27S-24	10632	1.4	35S-24	10648	2.5	45S-24	10664	3.2
750	30"	20S-30	10603	1.5	25S-30	10619	1.7	27S-30	10635	2.0	35S-30	10651	3.2	45S-30	10667	3.7
900	36"	20S-36	10605	1.8	25S-36	10621	2.0	27S-36	10637	2.4	35S-36	10653	3.8	45S-36	10669	4.7
1050	42"	20S-42	10606	2.1	25S-42	10622	2.2	27S-42	10638	2.8	35S-42	10654	4.6	45S-42	10670	5.4
1200	48"	20S-48	10607	2.4	25S-48	10623	2.6	27S-48	10639	3.2	35S-48	10655	5.0	45S-48	10671	6.3
1500	60"	20S-60	10609	3.0	25S-60	10625	3.4	27S-60	10641	3.9	35S-60	10657	6.4			
		55S														
450	18"	55S-18	10677	3.3												
600	24"	55S-24	10680	4.4												
750	30"	55S-30	10683	5.4												
900	36"	55S-36	10685	7.6												
1200	48"	55S-48	10687	8.7												



# Alligator<sup>®</sup> Conveyor Belt Lacing

## EXTRA HINGE PINS



### STEEL (H) CORRUGATED HINGE PINS – PACKAGES OF 10 PINS

BELT WIDTH		ORDERING NUMBER	ITEM CODE	WT. KGS.	ORDERING NUMBER	ITEM CODE	WT. KGS.	ORDERING NUMBER	ITEM CODE	WT. KGS.	ORDERING NUMBER	ITEM CODE	WT. KGS.
mm	in.	For 00			For 1 or 7			For 15			For 20		
150	6	00H6	10030	0.05	1&7H6	10031	0.05						
300	12	00H12	11075	0.05	1&7H12	11092	0.05	15H12	10033	0.1	20H12	10034	0.1
450	18	00H18	11078	0.05	1&7H18	11095	0.1	15H18	11126	0.2	20H18	11142	0.2
600	24	00H24	11081	0.05	1&7H24	11098	0.1	15H24	11129	0.2	20H24	11145	0.3
750	30	00H30	11084	0.1	1&7H30	11101	0.1	15H30	11132	0.3	20H30	11148	0.3
900	36	00H36	11086	0.1	1&7H36	11103	0.1	15H36	11134	0.4	20H36	11150	0.4
1200	48	00H48	11088	0.1	1&7H48	11105	0.2	15H48	11136	0.5	20H48	11152	0.5
1500	60	00H60	11090	0.1	1&7H60	11107	0.2	15H60	11138	0.5	20H60	11154	0.7
		For 25 or 27			For 35			For 45			For 55 or 65		
300	12	25&27H12	10035	0.2	35H12	10037	0.3	45H12	10038	0.4			
450	18	25&27H18	11157	0.3	35H18	11187	0.5						
600	24	25&27H24	11160	0.4	35H24	11190	0.6	45H24	11205	0.8	55&65H24	11220	1.3
750	30	25&27H30	11163	0.5	35H30	11193	0.7						
900	36	25&27H36	11165	0.5	35H36	11195	0.8	45H36	11210	1.2	55&65H36	11225	2.0
1200	48	25&27H48	11167	0.8	35H48	11197	1.1	45H48	11212	1.7	55&65H48	11227	2.5
1500	60	25&27H60	11169	1.1	35H60	11199	1.5	45H60	11214	2.0	55&65H60	11229	3.4

### STAINLESS (SH) CORRUGATED HINGE PINS – 300 SERIES – PACKAGES OF 10 PINS

BELT WIDTH		ORDERING NUMBER	ITEM CODE	WT. KGS.	ORDERING NUMBER	ITEM CODE	WT. KGS.	ORDERING NUMBER	ITEM CODE	WT. KGS.	ORDERING NUMBER	ITEM CODE	WT. KGS.
mm	in.	For 00			For 1 or 7			For 15			For 20		
300	12				1&7SH12	11846	0.05						
450	18				1&7SH18	11849	0.1	15SH18	11878	0.2			
600	24	00SH24	11831	0.05	1&7SH24	11852	0.1	15SH24	11881	0.2	20SH24	11906	0.2
750	30				1&7SH30	11855	0.1	15SH30	11884	0.3	20SH30	11909	0.3
900	36	00SH36	11836	0.1	1&7SH36	11857	0.2	15SH36	11886	0.4	20SH36	11911	0.4
1200	48	00SH48	11838	0.1	1&7SH48	11859	0.2	15SH48	11888	0.4	20SH48	11913	0.5
1500	60	00SH60	11840	0.1	1&7SH60	11861	0.2	15SH60	11890	0.5			
		For 25 or 27			For 35			For 45			For 55 or 65		
300	12	25&27SH12	11925	0.2	35SH12	11950	0.3						
450	18	25&27SH18	11928	0.3									
600	24	25&27SH24	11931	0.4	35SH24	11956	0.5				55&65SH24	11998	1.3
750	30	25&27SH30	11934	0.5	35SH30	11959	0.7						
900	36	25&27SH36	11936	0.6	35SH36	11961	0.9	45SH36	11982	1.3			
1200	48	25&27SH48	11938	0.8	35SH48	11963	1.2	45SH48	11984	2.0			
1500	60	25&27SH60	11940	0.9									

### EXTRA CLIPS

6 CLIPS PER PACKAGE

FASTENER SIZE	ORDERING NUMBER	ITEM CODE	WT. KGS.
1, 7	1 & 7 CLIP	13256	0.01
15, 20	15 & 20 CLIP	13250	0.01
25, 27	25 & 27 CLIP	13252	0.02
35	35 CLIP	13253	0.02
45	45 CLIP	13254	0.02

# Alligator<sup>®</sup> Transmission Belt Lacing



## FASTENERS

STRIP LENGTH		ORDERING NUMBER	ITEM CODE	SETS/BOX	WT. KGS.
		<b>STEEL</b>			
150	6"	00	10000	6	0.1
150	6"	1A	10001	6	0.1
150	6"	7	10002	6	0.2
300	12"	15	10003	4	0.4
300	12"	20	10004	4	0.5
300	12"	25D	10005	4	0.6
300	12"	25G	10007	8	1.2
300	12"	27K	10008	4	0.8
300	12"	27L	10009	8	1.5
300	12"	35N	10011	4	1.2
300	12"	45U	10012	4	1.5
300	12"	55V	10013	4	2.1
300	12"	65X	10014	4	2.6

ORDERING NUMBER	ITEM CODE	SETS/BOX	WT. KGS.
<b>STAINLESS (TYPE 316)</b>			
00S	10512	6	0.1
1AS	10513	6	0.1
7S-TRANS	10514	6	0.2
15S	10515	4	0.4
20S	10516	4	0.5
25DS	10517	4	0.7
27KS	10519	4	0.8
35NS	10521	4	1.3
45US	10522	4	1.5
55WS	10523	4	2.3

## ECONOMY PACKAGES – 305 mm (12") Strips

ORDERING NUMBER	ITEM CODE	SETS/BOX	WT. KGS.
15E	10020	10	1.5
20E	10021	10	1.9
25E	10022	10	2.2
27E	10023	10	2.6
35E	10024	10	3.8

## TRANSMISSION BELT LACING

### CARTON CONTENTS:

Fastener Sets as indicated above:


Sizes #00, 1 and 7 are 152.4 mm (6") strips.

Sizes #15 through 65 are 304.8 mm (12") strips.

Rocker Hinge Pins (Sizes 00, 1A,

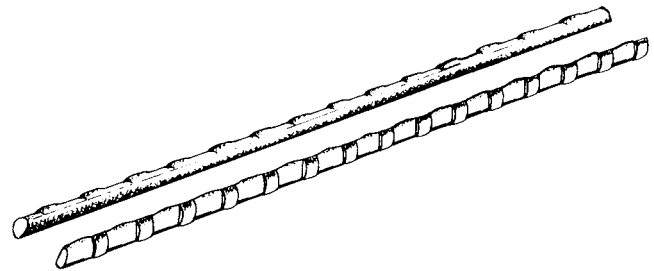
7, 00S, 1AS and 7S come with Corrugated Hinge Pins.)

1 Gauge Pin




## ROCKER HINGE PINS (EXTRA-20/PACKAGE) FOR TRANSMISSION BELT LACING

ORDERING NUMBER	ITEM CODE	ORDERING NUMBER	ITEM CODE	WT. KGS.
<b>STEEL (RH)</b>		<b>STAINLESS (SRH)</b>		
15RH12	12375			0.1
20RH12	12376	20SRH12	12388	0.1
		25SRH12	12389	0.2
27RH12	12378			0.2
35RH12	12379			0.3
45RH12	12380			0.4
55&65RH12	12381			0.6



**Stock Items** (non-shaded)

**Made To Order Items** (shaded) 12 week leadtime, minimum order may apply.



## How Alligator® Ready Set™ Staple Fasteners Work

Designed for light and medium duty synthetic carcass belting, the Alligator® Staple fastener utilizes high tensile, stainless steel staple attachment, in conjunction with an extended plate design. This design separates the point of fastener penetration from the line of belt flexing to eliminate splice fatigue at the point of belt attachment.

Staple fasteners are furnished in strips with a bridge between each fastener plate. This strip design minimizes the chance of individual parts dislodging into the conveyed

product. The one piece design provides a stronger splice, greater resistance to impact damage, and a smoother, unrippled joint that simplifies hinge pin insertion.

Staples are hammer driven through the fastener and belt, working between the carcass fibers without severing them. The staples are then clinched cross-wise to the belt, so that belt tension does not pull against the staples to unclinch them.

Applications	Installation Method	What You Need for Installation
<ul style="list-style-type: none"> <li>• Package and Parts Handling</li> <li>• Cased Goods</li> <li>• Food</li> <li>• Wood</li> <li>• Agricultural Products</li> </ul>	<p>A portable, lightweight application tool is easily carried to the job for on-site installation. The tool holds belt and fastener while staples are set with a hammer and a staple driver.</p>	<ul style="list-style-type: none"> <li>• Fasteners</li> <li>• Hinge Pin</li> <li>• Installation Tool</li> <li>• Staple Driver</li> <li>• 0.5 kg (1 lb.) Hammer</li> </ul>
How to Specify the Correct Alligator® Staple Fastener	Fastener Metal Selection	Hinge Pin Selection
<ol style="list-style-type: none"> <li>1. Determine Belt Tension (kN/m, PIW).</li> <li>2. Measure your Belt Thickness.</li> <li>3. Measure the Diameter of the Smallest Pulley in your Drive with Belt Wrap more than 90°.</li> <li>4. Choose the fastener size that is appropriate for your specifications in the selection chart below.</li> </ol>	<p><b>Steel.</b> Standard fastener material.</p> <p><b>Stainless Steel.</b> Type 316 Stainless Steel provides extra resistance to abrasion, magnetic attraction, and corrosion from acids and chemicals.</p> <p>Type 430 Magnetic Stainless Steel (Sizes 62 and 125).</p> <p><b>MegAlloy®.</b> (Sizes 125 and 187) For superior resistance to wear and abrasion.</p>	<p><b>NC Nylon Covered Steel Cable</b> - for use with steel fasteners, flat or troughed belts.</p> <p><b>NCS Nylon Covered Stainless Steel Cable</b> - for applications with stainless fasteners, flat or troughed belts.</p> <p><b>SP Steel Spring Wire</b> - for use with steel fasteners in abrasive or gritty material applications, flat belts only.</p> <p><b>SS Stainless Steel Spring Wire</b> - for use with stainless fasteners, flat belts only.</p>

### Alligator® Ready Set™ Staple Fasteners Selection Chart

Fastener Size	Operating Tension Range		Belt Thickness Range		Min. Pulley Diameter		Approx. Hinge Pin Diameter	
	kN/m	P.I.W.	mm	in.	mm	in.	mm (nylon-steel)	in. (nylon-steel)
RS62	17	100	1.5-3.2	1/16-1/8	50	2	nylon 2.0, steel 2.0	nylon .080, steel .080
RS125	28	160	3.2-4.8	1/8-3/16	75	3	nylon 3.6, steel 3.6	nylon .141, steel .141
RS187	35	200	4.8-6.4	3/16-1/4	102	4	nylon 5.2, steel 4.7	nylon .203, steel .187



# Alligator® Ready Set™ Staple Fasteners



## FASTENERS

### CARTON CONTENTS:

- 4 Fastener Sets
- 4 Hinge Pins
- Required Amount of Retaining Washers

### STEEL

RS62	BELT WIDTH		ORDERING NUMBER	ITEM CODE	WT. KGS.
	mm	in.			
	WITH NYLON COVERED STEEL CABLE PINS (NC)				
	300	12"	RS62J12/300NC	54476	0.6
	400	16"	RS62J16/400NC	54477	0.8
	450	18"	RS62J18/450NC	54478	0.9
	500	20"	RS62J20/500NC	54479	1.0
	600	24"	RS62J24/600NC	54480	1.2
	750	30"	RS62J30/750NC	54481	1.5
	900	36"	RS62J36/900NC	54482	1.8
	1000	40"	RS62J40/1000NC	54646	2.1
	1050	42"	RS62J42NC	54485	2.1
	1200	47"	RS62J47/1200NC	54647	2.4
	1200	48"	RS62J48NC	54483	2.4
	1500	60"	RS62J60NC	54484	3.0

### STAINLESS (TYPE 316)

RS62	BELT WIDTH		ORDERING NUMBER	ITEM CODE	WT. KGS.
	mm	in.			
	WITH STEEL SPRING WIRE PINS (SP)				
	300	12"	RS62J12/300SP	54486	0.6
	450	18"	RS62J18/450SP	54487	0.9
	500	20"	RS62J20/500SP	54492	1.0
	600	24"	RS62J24/600SP	54488	1.2
	750	30"	RS62J30/750SP	54493	1.5
	900	36"	RS62J36/900SP	54489	1.8
	1050	42"	RS62J42SP	54502	2.1
	1200	48"	RS62J48SP	54490	2.4
	1500	60"	RS62J60SP	54491	3.0

### STEEL

RS125	BELT WIDTH		ORDERING NUMBER	ITEM CODE	WT. KGS.
	mm	in.			
	WITH NYLON COVERED STEEL CABLE PINS (NC)				
	100	4"	RS125J4NC*	54513	0.7
	250	10"	RS125J10NC	54514	0.8
	300	12"	RS125J12/300NC	54515	0.9
	350	14"	RS125J14NC	54516	1.0
	400	16"	RS125J16/400NC	54517	1.1
	450	18"	RS125J18/450NC	54518	1.3
	500	20"	RS125J20/500NC	54519	1.5
	600	24"	RS125J24/600NC	54520	1.7
	750	30"	RS125J30/750NC	54521	2.0
	900	36"	RS125J36/900NC	54522	2.5
	1000	40"	RS125J40/1000NC	54670	2.9
	1050	42"	RS125J42NC	54523	3.0
	1200	47"	RS125J47/1200NC	54671	3.3
	1200	48"	RS125J48NC	54524	3.4
	1500	60"	RS125J60NC	54525	4.2

### STAINLESS (TYPE 316)

RS125	BELT WIDTH		ORDERING NUMBER	ITEM CODE	WT. KGS.
	mm	in.			
	WITH STEEL SPRING WIRE PINS (SP)				
	100	4"			
	250	10"			
	300	12"			
	350	14"			
	400	16"	RS125J16/400SP	54528	1.2
	450	18"	RS125J18/450SP	54529	1.4
	500	20"	RS125J20/500SP	54530	1.5
	600	24"	RS125J24/600SP	54531	1.8
	750	30"	RS125J30/750SP	54532	2.2
	900	36"	RS125J36/900SP	54533	2.7
	1050	42"	RS125J42SP	54536	3.2
	1200	48"	RS125J48SP	54534	3.5
	1500	60"	RS125J60SP	54535	4.6

\*10 Sets per Box

### BULK PACKS

ORDERING NUMBER	ITEM CODE	WT. KGS.
RS125S-600 (25 sets)	54464	12.3
RS125S-900 (55 sets)	55478	34.5

### STEEL

RS187	BELT WIDTH		ORDERING NUMBER	ITEM CODE	WT. KGS.
	mm	in.			
	WITH NYLON COVERED STEEL CABLE PINS (NC)				
	100	4"	RS187J4NC*	54587	1.0
	300	12"	RS187J12/300NC	54588	1.2
	400	16"	RS187J16/400NC	54589	1.7
	450	18"	RS187J18/450NC	54590	1.9
	500	20"	RS187J20/500NC	54591	2.2
	600	24"	RS187J24/600NC	54592	2.5
	750	30"	RS187J30/750NC	54593	3.1
	900	36"	RS187J36/900NC	54594	3.7
	1050	42"	RS187J42NC	54595	4.3
	1200	47"	RS187J47NC	54695	4.5
	1500	60"	RS187J60NC	54597	5.4

### STAINLESS (TYPE 316)

RS187	BELT WIDTH		ORDERING NUMBER	ITEM CODE	WT. KGS.
	mm	in.			
	WITH STEEL SPRING WIRE PINS (SP)				
	100	4"			
	300	12"			
	400	16"			
	450	18"	RS187J18/450SP	54598	2.0
	500	20"	RS187J20/500SP	54599	2.3
	600	24"	RS187J24/600SP	54601	2.7
	750	30"	RS187J30/750SP	54603	3.4
	900	36"	RS187J36/900SP	54604	4.1
	1050	42"	RS187J42SP	54605	4.6
	1200	47"	RS187J48SP	54602	5.2
	1500	60"	RS187J60SP	54586	6.5

\*10 Sets per Box

PLEASE NOTE: 310 Alligator Staple is no longer available.

- Stock Items (non-shaded)
- Made To Order Items (shaded) 12 week leadtime, minimum order may apply.

### MAGNETIC STAINLESS (TYPE 430)

ORDERING NUMBER	ITEM CODE	WT. KGS.
RS62MJ24/600MS	54473	1.2
RS125MJ24/600MS	54566	1.7

STAPLE LENGTHS  
 RS62 = 9.4 mm (.37")  
 RS125 = 11.4 mm (.45")  
 RS187 = 13.2 mm (.52")

NOTE: Plate, Staples, and Hinge Pins are all Magnetic Stainless Steel.

www.flexco.com • Customer Service: 1300-098-435





# Alligator<sup>®</sup> Ready Set<sup>™</sup> Staple Fasteners

## HINGE PINS (EXTRA)



### COILS

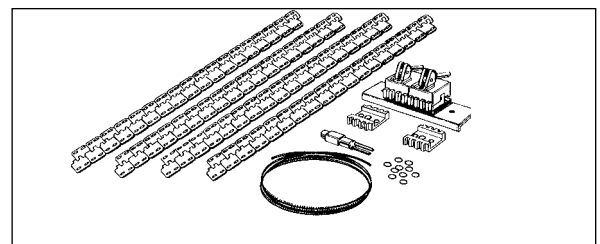
### PACKAGES OF 10 PINS

	COILS			PACKAGES OF 10 PINS												
	COIL LENGTH	ORDERING NUMBER	ITEM CODE	WT. KGS.	ORDERING NUMBER	ITEM CODE	WT. KGS.									
<b>For 62</b>	<b>NC62</b> NYLON COVERED STEEL CABLE			<b>NCS62</b> NYLON COVERED STAINLESS CABLE			<b>SP62</b> STEEL SPRING WIRE PINS			<b>SS62</b> 300 SERIES STAINLESS SPRING WIRE PINS						
	M	Foot				mm	in.									
	3	10'	NC62-X	54002	0.05	NCS62-X	54005	0.05	300	12"	SP62-12/300	54111	0.1	SS62-12/300	54148	0.1
	30	100'	NC62-C	54003	0.5	NCS62-C	54006	0.5	400	16"	SP62-16/400	54112	0.1	SS62-16/400	54149	0.1
									450	18"	SP62-18/450	54113	0.1	SS62-18/450	54150	0.1
									500	20"	SP62-20	54114	0.1	SS62-20	54151	0.1
									600	24"	SP62-24/600	54115	0.2	SS62-24/600	54152	0.2
									750	30"	SP62-30/750	54116	0.2	SS62-30/750	54153	0.2
									900	36"	SP62-36/900	54117	0.3	SS62-36/900	54154	0.3
									1050	42"	SP62-42	54118	0.3	SS62-42	54155	0.3
								1200	48"	SP62-48	54119	0.4	SS62-48	54156	0.4	
								1350	54"	SP62-54	54120	0.5	SS62-54	54157	0.5	
								1500	60"	SP62-60	54121	0.5	SS62-60	54158	0.5	
NC AND NCS PIN MATERIAL IS OFFERED IN 3 METER (10 FOOT) COILS ("X") OR 30 METER (100 FOOT) REELS ("C").																
<b>For 125</b>	<b>NC1</b> NYLON COVERED STEEL CABLE			<b>NCS1</b> NYLON COVERED STAINLESS CABLE						<b>SS1</b> 300 SERIES STAINLESS SPRING WIRE PINS						
	M	Foot														
	3	10'	NC1-X	50661	0.1	NCS1-X	50665	0.1	400	16"	SP1-16/400	50173	0.3	SS1-16/400	50413	0.3
	30	100'	NC1-C	50662	0.8	NCS1-C	50666	0.8	450	18"	SP1-18/450	50174	0.3	SS1-18/450	50414	0.3
									500	20"	SP1-20	50175	0.4	SS1-20	50415	0.4
									600	24"	SP1-24/600	50176	0.5	SS1-24/600	50416	0.5
									750	30"	SP1-30/750	50178	0.5	SS1-30/750	50418	0.5
									900	36"	SP1-36/900	50179	0.6	SS1-36/900	50419	0.6
									1050	42"	SP1-42	50180	0.8	SS1-42	50420	0.8
									1200	48"	SP1-48	50181	0.9	SS1-48	50421	0.9
								1500	60"	SP1-60	50183	1.1	SS1-60	50423	1.1	
<b>For 187</b>	<b>NC187</b> NYLON COVERED STEEL CABLE			<b>NCS187</b> NYLON COVERED STAINLESS CABLE						<b>SS2</b> 300 SERIES STAINLESS SPRING WIRE PINS						
	M	Foot														
	3	10'	NC187-X	50669	0.1	NCS187-X	50673	0.1	450	18"	SP2-18/450	50426	0.6	SS2-18/450	50439	0.6
	30	100'	NC187-C	50670	2.2	NCS187-C	50674	2.2	500	20"	SP2-20	50427	0.6	SS2-20	50440	0.6
									600	24"	SP2-24/600	50428	0.8	SS2-24/600	50441	0.8
									750	30"	SP2-30/750	50430	1.0	SS2-30/750	50443	1.0
									900	36"	SP2-36/900	50431	1.1	SS2-36/900	50444	1.1
									1050	42"	SP2-42	50432	1.3	SS2-42	50445	1.3
									1200	48"	SP2-48	50433	1.5	SS2-48	50446	1.5
									1500	60"	SP2-60	50435	1.9	SS2-60	50448	1.9

### INTRODUCTORY KIT

Each kit includes: 1 RSC187-4 Application Tool, four Joints, RS125-18 Staple Fasteners, and six feet Nylon-covered Hinge Pin (NC) material.

ORDERING NUMBER	ITEM CODE	WT. KGS.
RSAS-1	54633	3.4



- Stock Items (non-shaded)
- Made To Order Items (shaded) 12 week leadtime, minimum order may apply.



# Alligator® Ready Set™ Staple Fasteners



## INSTALLATION TOOLS

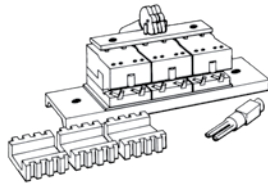
Please apply BCP discounts for all maintenance and installation tools found in this handbook.

### ALLIGATOR® RSC187

(For sizes no. 62, No. 125, and no. 187)

Includes Staple Driver

ORDERING NUMBER	ITEM CODE	WT. KGS.
RSC187	54626	0.6
RSC187-4	54627	1.8
RSC187-6	54628	2.5
RSC187-12	54629	5.8
RSC187-24	54631	9.1

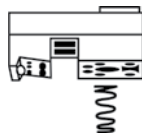


**NOTE:** To upgrade your old C187 installation tool for use with Ready Set staple fasteners, exchange the green guide block(s) with the yellow (Ready Set) guide block(s) (ST5-5, Item Code 50016).

### READY SET STAPLE GUIDE BLOCK

(Includes Cam Lever Spring)

ORDERING NUMBER	ITEM CODE	WT. KGS.
ST5-5	50016	0.1



### ALLIGATOR® QUAD STAPLE DRIVER

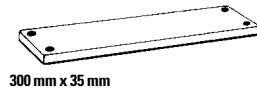
(DRIVES FOUR STAPLES AT ONE TIME)

ORDERING NUMBER	ITEM CODE	WT. KGS.
ST6-9	50201	0.2



### STAPLE SETTING PLATE

ORDERING NUMBER	ITEM CODE	WT. KGS.
ST-28	50249	2.3



300 mm x 35 mm

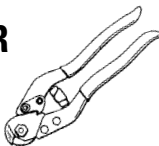
### HINGE PIN RETAINING WASHERS-316SS

FOR FASTENER NUMBER	ORDERING NUMBER	ITEM CODE	OUTSIDE DIAMETER	INSIDE DIAMETER	WT. KGS.
62	62-RET-50	54030	6.4 mm	2.6 mm	0.05
125	125-RET-50	50053	8.0 mm	4.0 mm	0.05
187	187-RET-50	50075	10.0 mm	5.6 mm	0.05



### ALLIGATOR® HINGE PIN CUTTER


ORDERING NUMBER	ITEM CODE	WT. KGS.
APC-1	50004	0.2



### HINGE PIN BENDER

(For use with spring wire pins)

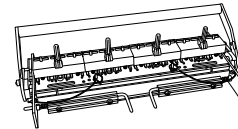
ORDERING NUMBER	ITEM CODE	WT. KGS.
PB1	50077	0.2



### COMPLETE TOOL KITS

Each kit includes an Installation Tool, Staple Setting Plate, Belt Skiver, Belt Nippers, and a 0.5 kg. (1 lb.) Hammer. Packaged in a durable plastic tool box.

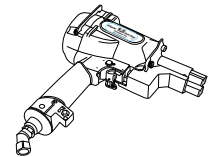
DESCRIPTION	ORDERING NUMBER	ITEM CODE	WT. KGS.
150 mm (6") Installation Kit	RSTK4-6	54634	9.3
300 mm (12") Installation Kit	RSTK4-12	54635	12.6
Extra Tool Box	50009	50009	2.4



### ALLIGATOR® GOLD CLASS PLUS INSTALLATION TOOL

DESCRIPTION	ORDERING NUMBER	ITEM CODE	WT. KGS.
600 mm (24") Alligator Gold Class Plus Installation Tool	RS-GOLD-DA	55590	28.0
REPLACEMENT PARTS			
Guide Block	ST7-5	55554	3.8
Lever	ST8-C	55592	0.1
Anvil	ST8-A	55589	0.5

### ALLIGATOR® GOLD CLASS POWER DRIVER



DESCRIPTION	ORDERING NUMBER	ITEM CODE	WT. KGS.
Power Driver	RS-GOLD-DRIVER	17364	6.4
INITIAL DRIVE BASE			
150 mm (6") Initial Drive Base	RS-GOLD-INITIAL-6	55542	4.5
300 mm (12") Initial Drive Base	RS-GOLD-INITIAL-12	55543	6.8
600 mm (24") Initial Drive Base	RS-GOLD-INITIAL-24	55544	9.1
900 mm (36") Initial Drive Base	RS-GOLD-INITIAL-36	55548	11.3
1200 mm (48") Initial Drive Base	RS-GOLD-INITIAL-48	55551	13.6
FINAL SET DRIVE BASE			
150 mm (6") Final Set Drive Base	RS-GOLD-FINAL-6	55545	5.4
300 mm (12") Final Set Drive Base	RS-GOLD-FINAL-12	55546	7.7
600 mm (24") Final Set Drive Base	RS-GOLD-FINAL-24	55547	9.8
900 mm (36") Final Set Drive Base	RS-GOLD-FINAL-36	55549	12.2
1200 mm (48") Final Set Drive Base	RS-GOLD-FINAL-48	55552	14.5
REPLACEMENT PARTS			
Guide Block	ST7-5	55554	3.8
Punch	ST7-9	55555	3.4
Wear Plate (Final Set Base)	ST7-29	55556	1.0
Regulator Hose Assembly	ST7-34	55561	0.2
Safety Guard	ST7-35	55562	0.05

### BELT NIPPERS

ORDERING NUMBER	ITEM CODE	WT. KGS.
BN-1	50003	0.4




### ROUGH-TOP BELT SKIVER

DESCRIPTION/ORDERING NUMBER	ITEM CODE	WT. KGS.
RTBS Rough Top Skiver	03239F	0.1



### ALLIGATOR® BELT GRINDER

ORDERING NUMBER	ITEM CODE	WT. KGS.
RB-1	30867	0.3





# Alligator® Ready Set™ Staple Fasteners | MegAlloy® Staple Fasteners


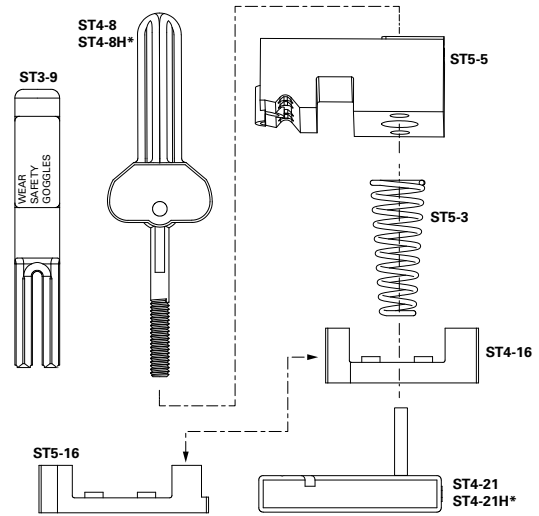
## REPLACEMENT PARTS

### FOR RSC187

DESCRIPTION	ORDERING NUMBER	ITEM CODE	WT. KGS.
Cam Lever Spring	ST5-3	50015	0.05
Staple Driver	ST3-9	50200	0.1
Mounting Bolt	ST3-13	50226	0.05
Cam Locating Pin	ST3-14	50227	0.05
Clamp Bar*	ST3-15-6	50231	0.05
Anvil with Dowel Pins (Short)*	ST4-21	50238	0.3
Anvil with Dowel Pins (Long)*	ST4-21H	50239	0.3
ReadySet Staple Guide Block for RSC187 (yellow)	ST5-5	50016	0.1
Cam Lever Assembly (Short)	ST4-8	50243	0.05
Cam Lever Assembly (Long)*	ST4-8H	50244	0.05
Comb 125/187 (Green)	ST4-16	50248	0.1
Comb 62/125 (Yellow)	ST5-16	54010	0.1

\*NOTE: ST3-15-6 Clamp Bar, ST4-21H Anvil with Dowel Pins (Long) and ST4-8H Cam Lever Assembly (Long) are for multiple stage C187 tools that are 150 mm (6") or longer. For single stage C187 tools, order ST4-21 Anvil with Dowel Pins (Short) and the ST4-8 Cam Lever Assembly (Short).

Please apply BCP discounts for all maintenance and installation tools found in this handbook.



## MEGALLOY® STAPLE FASTENERS

### MEGALLOY® FASTENERS

(Includes 16-152 mm (6") fastener strips with staples. Hinge pins not included.)

ORDERING NUMBER	ITEM CODE	WT. KGS.
125MA	50270	0.9
187MA	50272	1.2

### INSTALLATION TOOLS STAPLE DISPENSER

ORDERING NUMBER	ITEM CODE	WT. KGS.	FOR SIZE
C150	50025	0.6	125 & 187

### EXTRA STAPLES FOR MEGALLOY® FASTENERS

FOR FASTENER NUMBER	ORDERING NUMBER	ITEM CODE	BOX QTY.	WT. KGS.
125	S125	50144	990	0.4
187	S187	50146	990	0.5


### REPLACEMENT PARTS FOR ALLIGATOR® C187 INSTALLATION TOOL

DESCRIPTION	ORDERING NUMBER	ITEM CODE	WT. KGS.
Cam Lever Spring	ST3-3	50188	0.05
Staple Guide Block -Green*	ST4-5	50240	0.1

\* For MegAlloy® only.

**NOTE:** When ordering MegAlloy® Fasteners or bulk ordering lacing with special staple lengths, you must use a green guide block (ST4-5, #50240) with your installation tool. When using loose staples you can order a staple dispenser to speed your installation of this product.

Stock Items (non-shaded)  
 Made To Order Items (shaded) 12 week leadtime, minimum order may apply.



## How Alligator® Rivet Fasteners Work

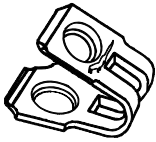
The Alligator® Rivet Fastener system uses the self-setting rivet technology that Flexco developed for the underground mining market. The patented rivets work between the carcass fibers, without severing them, leaving the entire belt carcass intact. The fasteners and rivets of this system are constructed from durable, abrasion-resistant stainless steel for long life.

Because the rivets are self-setting, fasteners are installed quickly from the top side of the belt. Rivets are driven through the fastener plates and the belt, passing between the carcass fibers. The specially-shaped head of each pilot nail works in conjunction with the application tool's anvil plate to set the rivets.

Applications	Installation Method	What You Need for Installation
Hay Baling	Fasteners are installed in one simple procedure with self-setting rivets, using a portable fixture and hammer.	<ul style="list-style-type: none"> <li>• Fasteners</li> <li>• Rivets</li> <li>• Hinge Pin</li> <li>• Installation Tool</li> <li>• 0.5 kg (1 lb.) Hammer</li> </ul>
How to Specify the Correct Alligator® Rivet Fastener	Fastener Metal Selection	Hinge Pin Selection
Fits most round hay balers. Contact Customer Service for more information.	<b>Stainless Steel.</b> Type 300 Series Stainless Steel.	<b>Steel Corrugated</b> - the standard metal pin. Corrugations retain pin within the splice. <b>Stainless Steel Spring Wire</b> - resists wear and corrosion.

### Alligator® Rivet Fastener Selection Chart

Operating Tension Range		Belt Thickness Range		Pulley Diameter		Approx. Hinge Pin Diameter	
kN/m	P.I.W.	mm	in.	mm	in.	mm	in.
52	300	3.2-5.6	1/8-7/32	88	3-1/2	3.6	.140



# Alligator<sup>®</sup> Rivet Fasteners

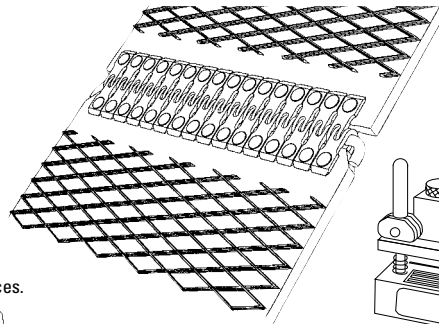
## FASTENERS

### (300 SERIES STAINLESS PLATES)

Sold only in case quantities. 10 Packs/case, 10 pack minimum

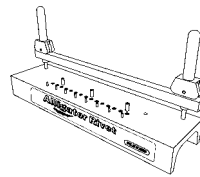
BELT WIDTH		ORDERING NUMBER	ITEM CODE	UNIT OF MEASURE
mm	in.	WITH STEEL CORRUGATED HEAT-TREATED HINGE PINS		
100	4	ARJ4/100	15000	Package
150	6	ARJ6/150	14983	Package
175	7	ARJ7/175	15001	Package
250	10	ARJ10/250	15002	Package
350	14	ARJ14/350	15003	Package

NOTE: Each package includes fasteners, rivets and hinge pins for 2 complete splices.



## HAND APPLICATOR TOOL

DESCRIPTION	ORDERING NUMBER	ITEM CODE	WT. KGS.
175 mm (7") Installation Tool	ART-7	15004	3.1
350 mm (14") Installation Tool	ART-14	15005	4.6



## MULTIPLE RIVET INSTALLATION TOOL

Includes tool with guide block, pneumatic punch and hand punch

DESCRIPTION	ORDERING NUMBER	ITEM CODE	WT. KGS.
350 mm (14") Installation Kit	MART-14	15026	5.6
<b>REPLACEMENT PARTS</b>			
Pneumatic Punch	AR1P	15027	0.1

NOTE: When using the pneumatic punch, air pressure not to exceed 85 psi.

## COMPLETE TOOL KITS - HAND APPLICATOR TOOL

Each kit includes an Installation Tool, Belt Hand Skiver, 0.5 kg. (1 lb.) Hammer, Pin Bender and 2 packages of Alligator Rivet Fasteners. Packaged in a durable plastic tool box.

DESCRIPTION	ORDERING NUMBER	ITEM CODE	WT. KGS.
175 mm (7") Installation Kit	ARTK-7	15006	6.6
350 mm (14") Installation Kit	ARTK-14	15015	8.4

## REPLACEMENT HINGE PINS

BELT WIDTH		ORDERING NUMBER	ITEM CODE	QTY. PKG.	ORDERING NUMBER	ITEM CODE	QTY. PKG.
mm	in.	ARSH STEEL CORRUGATED HEAT-TREATED HINGE PIN			ARSS1 300 SERIES STAINLESS SPRING WIRE PIN		
100	4"	ARSH4/100	14990	9	ARSS1-4/100	15007	9
150	6"	ARSH6/150	14991	8	ARSS1-6/150	15017	8
175	7"	ARSH7/175	14992	8	ARSS1-7/175	15008	8
250	10"	ARSH10/250	14993	4	ARSS1-10/250	15009	4
350	14"	ARSH14/350	14994	4	ARSS1-14/350	15010	4

NOTE: For nylon covered hinge pins, NC1 or NCS1, see page 36.


## EXTRA RIVETS (TYPE 430)

DESCRIPTION	ORDERING NUMBER	ITEM CODE
15/PKG.	AR3-15	15011



## ALLIGATOR<sup>®</sup> BELT GRINDER

ORDERING NUMBER	ITEM CODE	WT. KGS.
RB-1	30867	0.3



□ Stock Items (non-shaded)

■ Made To Order Items (shaded) 12 week leadtime, minimum order may apply.

## COMPLETE TOOL KITS - MULTIPLE RIVET INSTALLATION TOOL

Each kit includes a multiple rivet installation tool, guide block with screws, two pneumatic punches, hand punch and air hammer. Packaged in a durable plastic tool box.

DESCRIPTION	ORDERING NUMBER	ITEM CODE	WT. KGS.
175 mm (7") Installation Kit	MARTK-7	15032	7.5
350 mm (14") Installation Kit	MARTK-14	15033	8.9

NOTE: When using the pneumatic punch, air pressure not to exceed 85 psi.



ARSS1



ARSH

## REPLACEMENT PARTS

DESCRIPTION	ORDERING NUMBER	ITEM CODE	WT. KGS.
Punch	AR1P	15027	0.1
Guide Block 175 mm (7")	MARGB-7	15028	0.5
Guide Block 350 mm (14")	MARGB-14	15029	0.7
Cam Lever Assembly	ART7-7	15012	0.05
Cam Lever Spring	ST5-3	50015	0.05
Clamp Bar 175 mm (7")	ART7-5	15013	0.4
Clamp Bar 350 mm (14")	ART14-5	15014	0.6
Guide Block Post	MART-GBPW/S	15031	0.05
Guide Block Knob	MART-GBK	15030	0.1
Felt Washers (2 per Package)	MART-GBFW	15035	0.05



## How Alligator® Non-Metallic Fasteners Work

Alligator® Non-Metallic Fasteners are made up of two distinct product lines, the Alligator® Plastic Rivet System and the Alligator® Spiral Lace Fastener System.

The **Alligator® Plastic Rivet Fasteners** were developed to bring the many advantages of mechanical belt fasteners to those applications where metal belt fasteners could not be used. They are external, cover-mounted fasteners employing a one-piece, integrated design with rivets molded into the top plates of the fasteners.

These rivets pass through pre-punched holes and are formed over through our Spin-Set™ technology, compressing the fastener plates and finishing the splice.

The **Alligator® Spiral Lace Fastener** system was designed for small pulley, low-profile applications. The fastener is constructed of polyester webbing, spirals, and hinge pins. It is installed by either insertion between the plies, ply stepping, or finger splicing.

Applications	Installation Method		What You Need for Installation	
<ul style="list-style-type: none"> <li>• Baggage Handling</li> <li>• Food Processing</li> <li>• X-Ray Equipment</li> <li>• Pharmaceutical</li> <li>• Indexing Conveyors</li> <li>• Mail Sortation</li> </ul>	Alligator® Plastic Rivet	Alligator® Spiral Lace	Alligator® Plastic Rivet	Alligator® Spiral Lace
	Pass through pre-punched holes and are Spin-Set™, compressing the fastener plates and finishing the splice.	<ul style="list-style-type: none"> <li>• Ply Insertion</li> <li>• Ply Stepping</li> <li>• Finger Splice</li> <li>• Finger-Step Splice</li> </ul>	<ul style="list-style-type: none"> <li>• Fasteners</li> <li>• Hinge Pin</li> <li>• Belt Punch</li> <li>• Templet</li> <li>• Curling Bit</li> <li>• Comb Assembly</li> <li>• MDT-1</li> <li>• Installation Tool</li> </ul>	<ul style="list-style-type: none"> <li>• Spiral Lace</li> <li>• Hinge Pin</li> <li>• Adhesive Enhancer</li> <li>• Film/Foil</li> <li>• Splicing Press</li> </ul>
How to Specify the Correct Alligator® Non-Metallic Fastener	Fastener Selection		Hinge Pin Selection	
<ol style="list-style-type: none"> <li>1. Determine Belt Tension (kN/m, PIW).</li> <li>2. Measure your Belt Thickness.</li> <li>3. Measure the Diameter of the Smallest Pulley in your Drive with Belt Wrap more than 90°.</li> <li>4. Choose the fastener size that is appropriate for your specifications in the selection chart below.</li> </ol>	Alligator® Plastic Rivet	Alligator® Spiral Lace	Alligator® Plastic Rivet	Alligator® Spiral Lace
	Nylon.	Polyester.	Nylon.	Polyester.

### Alligator® Plastic Rivet Fastener Selection Chart

Fastener Size	For Belts With Mechanical Fastener Ratings Up To:		Belt Thickness Range		Recommended Min. Pulley Diameter		Approx. Hinge Pin Diameter	
	kN/m	P.I.W.	mm	in.	mm	in.	mm	in.
APF-100	7	40	Up thru 2.4	Up thru 3/32	38	1-1/2	2.5	.096
APF-150	11	65	1.6-3.2	1/16-1/8	75	3	3.5	.136

### Alligator® Spiral Lace Fastener Selection Chart

Fastener Size	Approx. Belt Thickness Range		Min. Pulley/Nose Bar		Approx. Operating Tension		Max. Operating Temperature		Approx. Pin Dia.	
	mm	in.	mm	in.	kN/m	P.I.W.	Degrees C°	Degrees F°	mm	in.
ASL50	1.6-3.2	1/16-1/8	10	3/8	8.7	50	150	300	0.8	.031
ASL60	2.4-3.6	3/32-9/64	12.7	1/2	8.7	50	150	300	.9	.035
ASL90	3.2-4.6	1/8-3/16	15.3	5/8	8.7	50	150	300	1.2	.047



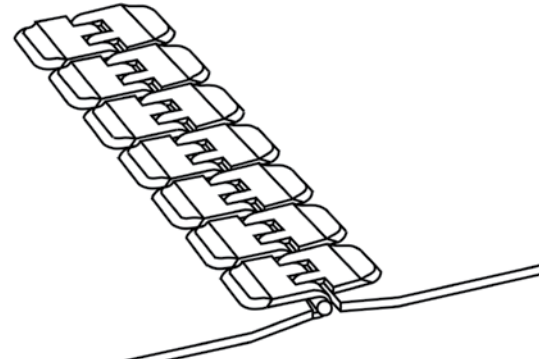
# Alligator<sup>®</sup> Non-Metallic Fasteners

## PLASTIC RIVET

**FASTENERS** Includes Fasteners & Hinge Pin to make one splice.

	BELT WIDTH		DESCRIPTION	ORDERING NUMBER	ITEM CODE	WT. KGS.
	mm	in.				
100	600	24	White	APF100W-50	80013	0.20
	1200	48	White	APF100W-100	80014	0.29
	600	24	Black	APF100B-50	80017	0.20
	1200	48	Black	APF100B-100	80018	0.29
	600	24	Blue	APF100BLUE-50	80023	0.20
	1200	48	Blue	APF100BLUE-100	80024	0.29
150	600	24	White	APF150W-50	80011	0.25
	1200	48	White	APF150W-100	80012	0.45
	600	24	Black	APF150B-50	80015	0.25
	1200	48	Black	APF150B-100	80016	0.45
	600	24	Blue	APF150BLUE-50	80026	0.25
	1200	48	Blue	APF150BLUE-100	80027	0.45

Please apply BCP discounts for all maintenance and installation tools found in this handbook.



## BULK FASTENERS

Recloseable plastic pail contains 500 fasteners - no Hinge Pins.

DESCRIPTION	ORDERING NUMBER	ITEM CODE	WT. KGS.
White	APF100W-500	80019	0.61
Black	APF100B-500	80021	0.61
Blue	APF100BLUE-500	80025	0.61
White	APF150W-500	80020	0.97
Black	APF150B-500	80022	0.97
Blue	APF150BLUE-500	80028	0.97



BULK FASTENERS

## HINGE PINS

FASTENER SIZE	LENGTH		ORDERING NUMBER	ITEM CODE	WT. KGS.
	Meter	Foot			
APF100	3	10	NL250-X	80203	0.10
APF100	30	100	NL250-C	80204	1.00
APF150	3	10	NL350-X	80201	0.04
APF150	30	100	NL350-C	80202	0.36

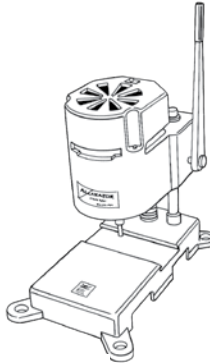
## INSTALLATION TOOLS

### MOTOR DRIVEN INSTALLATION TOOL

(Required for Installation)

Does not include Comb Assembly or Template. Purchase separately.

VOLTAGE	ORDERING NUMBER	ITEM CODE	WT. KGS.
110V	MDT-1	80110	14.1
220V-50 Cycle	MDT220-1	80111	15.9



MDT-1



S100B

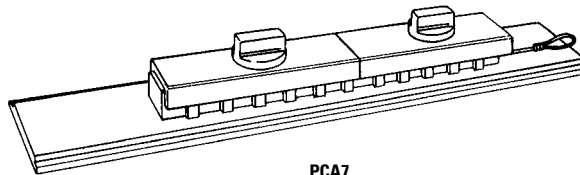
### CURLING BIT (Required for Installation)

FASTENER SIZE	ORDERING NUMBER	ITEM CODE	WT. KGS.
APF100	S100B	80075	0.03
APF150	S150B	80076	0.03

### COMB ASSEMBLY (Required for Installation)

Includes Gauge Pin

LENGTH		ORDERING NUMBER	ITEM CODE	WT. KGS.
mm	in.			
300	12	PCA7-300	80099	2.3
600	24	PCA7-600	80100	4.1
Clamp Knob Assembly			80150	0.05



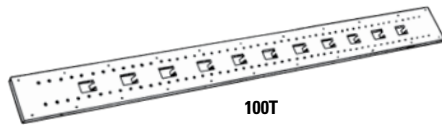
PCA7

Stock Items (non-shaded)

Made To Order Items (shaded) 12 week leadtime, minimum order may apply.



# Alligator® Non-Metallic Fasteners

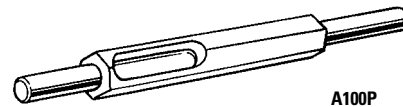


## TEMPLATES

LENGTH		ORDERING NUMBER	ITEM CODE	WT. KGS.
mm	in			
<b>FOR APF100 FASTENERS</b>				
300	12	100T-300	80042	0.32
600	24	100T-600	80043	0.63
900	36	100T-900	80044	0.82
1200	48	100T-1200	80045	1.13
<b>FOR APF150 FASTENERS</b>				
300	12	150T-300	80038	0.31
600	24	150T-600	80039	0.57
900	36	150T-900	80040	0.82
1200	48	150T-1200	80041	1.08

## BELT PUNCH

FASTENER SIZE	HOLE DIAMETER	ORDERING NUMBER	ITEM CODE	WT. KGS.
APF100	.130	A100P	80078	0.03
APF150	.156	A150P	80079	0.03



A100P

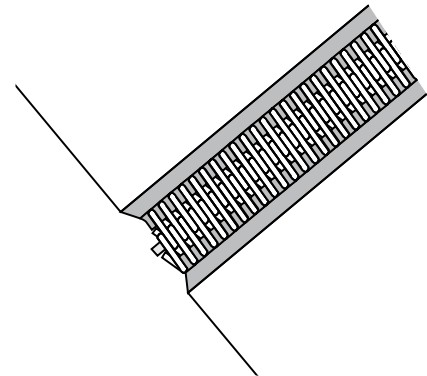
## PLASTIC RIVET LUBE

ORDERING NUMBER	ITEM CODE	WT. KGS.	PKG. QTY.
PRL4	80090	0.17	1

# ALLIGATOR® SPIRAL LACE

## FASTENERS (Hinge Pin included)

LENGTH		ORDERING NUMBER	ITEM CODE	WT. KGS.	ORDERING NUMBER	ITEM CODE	WT. KGS.
Meter	Foot						
<b>WHITE – SINGLE WEB</b>					<b>BLACK – SINGLE WEB</b>		
3	10	ASL50/3	17480	0.3	ASLB50/3	04261	0.3
10	33				ASLB50/10	04262	N/A
30	100	ASL50/30	04281	N/A	ASLB50/30	04281	2.6
3	10	ASL60/3	17482	0.3			
10	33	ASL60/10	17483	0.1	ASLB60/30	17501	3.0
30	100	ASL60/30	17484	2.9	ASLB90/3	19485	0.4
3	10	ASL90/3	17487	0.4			
10	33	ASL90/10	17488	1.0	SEB-90/30	17497	3.1
30	100	ASL90/30	19468	3.1			
3	10	ASL160/3	19483	0.5			
30	100	ASL160/30	03913	3.4			
3	10	ASL190/3	19484	0.5			
10	33	ASL190/10	03892	1.5			
<b>WHITE – DOUBLE WEB</b>					<b>BLACK – DOUBLE WEB</b>		
3	10	ASL60D/3	17501	0.5			
10	33	ASL60D/10	19477	1.1			
30	100	ASL60D/30	19478	3.1	ASLB90D/3	19489	0.5
3	10	ASL90D/3	19479	0.5	ASLB90D/10	19490	1.2
10	33	ASL90D/10	19480	1.3	ASLB90D/30	19494	3.4
30	100	ASL90D/30	19481	3.4			
<b>TAN – DOUBLE WEB</b>					<b>BLUE – SINGLE WEB</b>		
3	10	ASL80H/3	19470	0.7	ASLBLUE50/3	04416	0.3
3	10				ASLBLUE60/3	04417	0.5
3	10				ASLBLUE90/3	04418	0.5



## REPLACEMENT HINGE PINS


Bulk Hinge Pin material - 30.5 M (100') / coil

ORDERING NUMBER	ITEM CODE	WT. KGS.
ASLHP60-C	17440	0.2
ASLHP90-C	17443	0.3
ASLHP80-C	17436	0.3

## LEADER PINS

Note: Custom lengths available.

DESCRIPTION	ORDERING NUMBER	ITEM CODE
(15-foot pin with 3-foot leader)	POLY035X15FT-W/3FT	05200
(15-foot pin with 3-foot leader)	POLY047X15FT-W/3FT	05201



## How Alligator® V-Belt Fasteners Work

The Alligator® V-Belt Fastening System is designed to grip the ends of a v-belt without interfering with the sheaves (pulleys) that the belt passes around.


Staples or nails are driven through the fastener and belt and folded over. They are

then hammered tight against the bottom plate of the fastener clinching the belt between the fastener plates. There is nothing that protrudes beyond the sides of the belt that would interfere with the sheaves.

Applications	Installation Method	What You Need for Installation
<ul style="list-style-type: none"> <li>• Power Transmission</li> <li>• Agricultural Harvesting</li> <li>• Manufacturing</li> </ul>	<p>These fasteners are inserted into a holder/tool along with the belt end. The staples/nails are driven through the splice and when complete, the entire assembly is removed from the holder. Insert the hinge and the belt is ready to be run.</p>	<ul style="list-style-type: none"> <li>• Fasteners</li> <li>• Hinge Pin</li> <li>• Staples/Nails</li> <li>• Holder/Tool</li> <li>• Rocker Pin Tools</li> <li>• 0.5 kg (1 lb.) Hammer</li> </ul>
How to Specify the Correct Alligator® V-Belt Fastener	Fastener Metal Selection	Hinge Pin Selection
<p>The fastener size is determined by the belt size that you use. Simply choose the fastener that corresponds to your belt, A312, B437, or C531.</p>	<p><b>Steel.</b> Standard fastener material.</p>	<p>Rocker Pins are included with the fasteners.</p>



# Alligator® V-Belt Fasteners and V-Belt



## FASTENERS

ORDERING NUMBER	ITEM CODE	SETS PER BOX	WT. KGS.
A312*	70020	10	0.1
B437	70023	10	0.2
BB4	70028	10	0.2
C531	70030	10	0.5
D750	70034	10	1.0

\*A312 Fasteners are installed with staples, all others installed with nails.

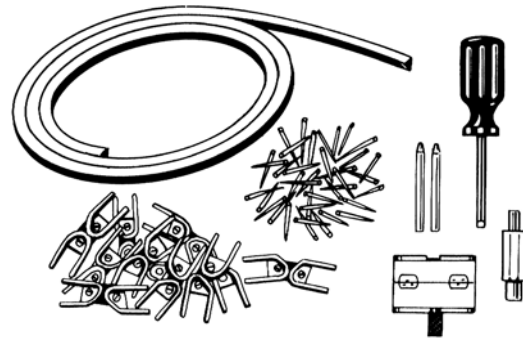
Please apply BCP discounts for all maintenance and installation tools found in this handbook.

## V-BELT CONVENTIONAL

LENGTH		ORDERING NUMBER	ITEM CODE	WT. KGS.
Meter	Foot			
6	20'	AV20	70170	0.8
30	100'	AV100	70171	4.1
76	250'	AV250	70172	10.2
6	20'	BV20	70174	1.2
30	100'	BV100	70175	5.9
76	250'	BV250	70176	14.7
30	100'	CV100	70178	10.0
76	250'	CV250	70179	24.9
<b>DOUBLE V – SOLD BY THE FOOT, 635 MM (25") INCREMENTS</b>				
8M (25') Min.		BB	70015	0.1

### COMPLETE V-BELT KIT CONTAINS:

30M (100') Belting 1 Rocker Pin Tool  
 10 Fasteners – Required amount  
 1 Holder Tool of nails (or staples)



## INSTALLATION TOOLS & PARTS

DESCRIPTION	ORDERING NUMBER	ITEM CODE	WT. KGS.
Piercing Tool	B43760	70045	0.6
	C62560	70046	1.1
	D75060	70047	1.6
V-Belt Cutter	C62520	70050	0.9
Cutter Blade Only	C62523	70051	0.01
Tightener	B43750	70056	0.4
	C53150	70057	1.0
	D75050	70058	2.0
Rocker Pin Tool	B43740	70060	0.05
	C62540	70061	0.05
Holder	A31255	70064	0.05
	B43755	70065	0.1
	BB455	70066	0.1
	C53155	70067	0.1

## SPARE PARTS

FOR FASTENER NUMBER	DESCRIPTION	ORDERING NUMBER	ITEM CODE	WT. KGS.
A312	Staples–Pkg. of 25	A31274	70110	0.05
	Nails –			
B437	Steel–Pkg. of 100	B43774	70111	0.1
BB4	Monel–Pkg. of 25	B43774M	70112	0.05
C531	Steel–Pkg. of 100	C53174	70113	0.1
D750	Steel–Pkg. of 100	D75074	70114	0.2

□ Stock Items (non-shaded)

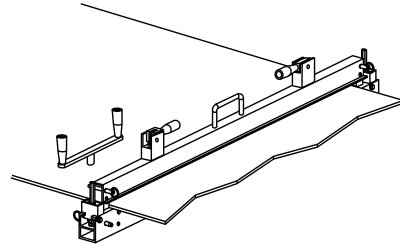
■ Made To Order Items (shaded) 12 week leadtime, minimum order may apply.

# Light-Duty Belt Maintenance Tools

## CLIPPER® 845LD SERIES ALUMINUM BELT CUTTER

DESCRIPTION	BELT WIDTH		ORDERING NUMBER	ITEM CODE	WT. KGS.
	mm	in.			
Cutter Complete for belts up to 12 mm (1/2") thick	900	36"	845836LD	32275	13.2
	1200	48"	845848LD	32276	15.9
	1500	60"	845860LD	32277	18.1
	1800	72"	845872LD	32278	20.1
Wrench Assembly (handle)			820/840WA	32272	0.9
Cutter Blade Kit			845-CBK	32279	0.2
Optional Squaring Device			840SD	32274	0.9
900 mm (36") Chain Replacement Kit			840-36CL	03772	0.90
1200 mm (48") Chain Replacement Kit			840-48CL	03773	1.10
1500 mm (60") Chain Replacement Kit			840-60CL	03774	1.36
1800 mm (72") Chain Replacement Kit			840-72CL	03775	1.70

Please apply BCP discounts for all maintenance and installation tools found in this handbook.

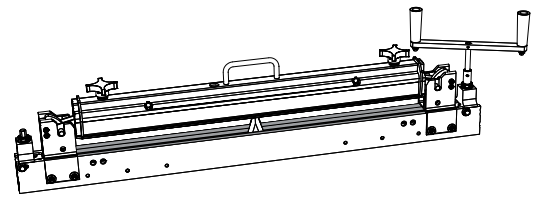


845LD Belt Cutter

## 900 SERIES\* BELT CUTTER

DESCRIPTION	BELT WIDTH		ORDERING NUMBER	ITEM CODE	WT. KGS.
	mm	in.			
Cutter Complete for belts up to 38 mm (1.5")	600	24"	900924	04200	17.9
	900	36"	900936	04143	17.9
	1200	48"	900948	04144	21.8
	1500	60"	900960	04145	24.5
	1800	72"	900972	04146	27.4
* Patent Pending	2130	84"	900984	04147	39.0
Replacement Blade Kit			900CBK	04149	0.07

\*Patent pending

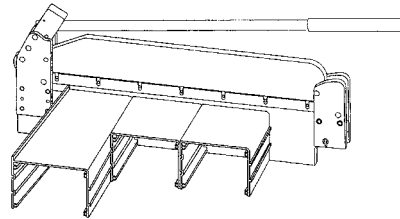


900 Series\* Belt Cutter

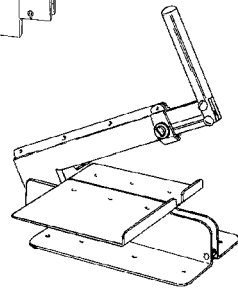
## 350 mm (14") BELT CUTTER

(For Belts up to 9.5 mm (3/8") thick.)

DESCRIPTION	BELT WIDTH		ORDERING NUMBER	ITEM CODE	WT. KGS.
	mm	in.			
Cutter Complete	350	14"	Cutter-14	03230	13.2
350 mm (14") Replacement Blade			Blade-14	03450	0.3
350 mm (14") Replacement Nylon Block			Block-14	03451	0.1
250 mm (10") Replacement Blade			Blade-10	03009	0.2
250 mm (10") Replacement Nylon Block			Block-10	03010	0.1
150 mm (6") Replacement Blade			Blade-6	03006	0.2
150 mm (6") Replacement Nylon Block			Block-6	03008	0.1



350 mm (14") Belt Cutter

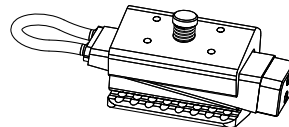


#25 Belt Cutter

## #25 BELT CUTTER

(For Belts and Tapes up to 3.0 mm (1/8") thick.)

DESCRIPTION	BELT WIDTH		ORDERING NUMBER	ITEM CODE	WT. KGS.
	mm	in.			
#25 Belt Cutter	125	6"	Cutter-25-26	04101	1.8
#25 Rotary Blade (6" Model)			Blade-25-6	04102	0.05




Smart Clamp™ Light-Duty Belt Clamps

## SMART CLAMP™ LIGHT-DUTY BELT CLAMPS

DESCRIPTION	ORDERING NUMBER	ITEM CODE	WT. KGS.
Complete SmartClamp™ Set*	SMARTCLAMP	17363	20.4

\*Patent pending

 Stock Items (non-shaded)

 Made To Order Items (shaded) 12 week leadtime, minimum order may apply.



Laser Belt Square

## LASER BELT SQUARE

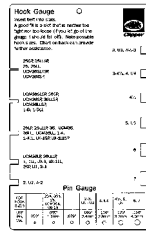
DESCRIPTION	ITEM CODE	WT. KGS.
Laser Belt Square	04305	1.0

# Light-Duty Belt Maintenance Tools

## PLASTIC HOOK GAUGE

(For proper hook and pin size selection)


DESCRIPTION/ ORDERING NO.	ITEM CODE	WT. KGS.
Clipper-HookGauge	03129	0.05



Please apply BCP discounts for all maintenance and installation tools found in this handbook.

## ALLIGATOR® BELT GRINDER

ORDERING NUMBER	ITEM CODE	WT. KGS.
RB-1	30867	0.3



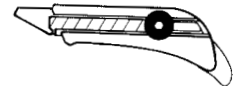
## CARDING PAPER REMOVER

DESCRIPTION/ ORDERING NO.	ITEM CODE	WT. KGS.
Carding Paper Remover	03128	0.05



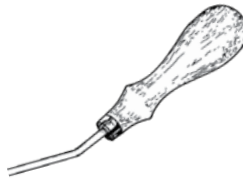
## CARD CUTTER

ORDERING NUMBER	ITEM CODE	WT. KGS.
GC-1	18100	0.1
EXTRA BLADES (50/Package)		
GCB-50	18101	0.4



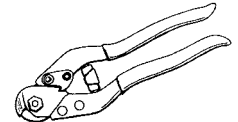
## ROUGH-TOP BELT SKIVER

DESCRIPTION/ ORDERING NO.	ITEM CODE	WT. KGS.
RTBS Rough Top Skiver	03239	0.1



## ALLIGATOR® HINGE PIN CUTTER

ORDERING NUMBER	ITEM CODE	WT. KGS.
APC-1	50004	0.2



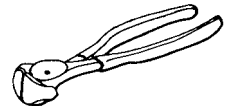
## UNIBAR® WIRE CUTTERS

DESCRIPTION/ ORDERING NO.	ITEM CODE	WT. KGS.
Cutter-Unibar Wire	03445	0.2



## BELT NIPPERS

ORDERING NUMBER	ITEM CODE	WT. KGS.
BN-1	50003	0.4



## SILVER INK BELT MARKING PEN

Sold Individually


DESCRIPTION/ ORDERING NO.	ITEM CODE	WT. KGS.
M-4	01350	0.05



## SMART LOCK™

(Kit includes 20 Smart Locks and 1.5 M of 2.8 mm (5' of .109") Duralink® cable. Compatible Hook sizes 2-7)

DESCRIPTION	ORDERING NUMBER	ITEM CODE	WT. KGS.
Smart-Lock-Kit	Smart Lock	03442	0.1
Individual Smart Locks	Smart Lock	03441	N/A



Smart Locks

## LACING ACCESSORY KIT

(Includes Hook Gauge, Carding Paper Remover, Scissors and Rough-Top Belt Skiver)

DESCRIPTION/ ORDERING NO.	ITEM CODE	WT. KGS.
Lacing Accessory Kit	03132	0.05

## SCISSORS

DESCRIPTION/ ORDERING NO.	ITEM CODE	WT. KGS.
Clipper Scissors	03244	0.1



Binder

## TAPE BINDERS

DESCRIPTION	0.47 LITER (PINT)	
	ORDERING NUMBER	ITEM CODE
Non-Flammable Binder Quick Dry Binder	Binder-PT	03670

0.95 LITER (QUART)	
ORDERING NUMBER	ITEM CODE
Binder-QT	03671
QDBinder-Quart	03704

3.79 LITER (GALLON)	
ORDERING NUMBER	ITEM CODE
Binder-GAL	03672



## Novitool® General Information

The Novitool® line of belt fabrication equipment is designed to enhance productivity in the workshop and on-site. Intended for use with light and medium weight thermoplastic conveyor belting, each splicing press, ply-separator, and punch employs market-driven innovations.

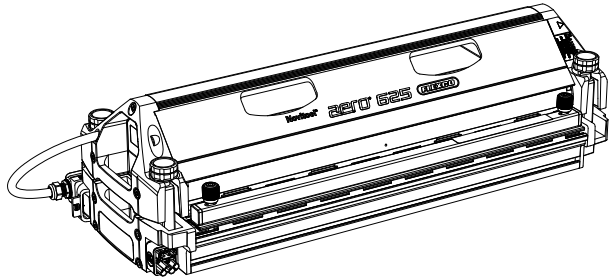
The quality build and contemporary design of Novitool® products are recognized worldwide. Experienced belt fabricators will appreciate the simplicity of operation and premium finished results, which are standards of all Novitool® products.

Product	Features	Benefits
<b>Aero® Press</b>	<ul style="list-style-type: none"> <li>• Program time, temperature &amp; pressure in one control</li> <li>• Recipe storage/retrieval</li> <li>• Independent top &amp; bottom heating</li> <li>• Top &amp; bottom cooling</li> <li>• Transport case included</li> </ul>	<ul style="list-style-type: none"> <li>• 8-12 Minute Splicing Times</li> <li>• All-in-One Simplicity</li> <li>• No External Controller</li> <li>• No External Water Tanks</li> <li>• Lightweight and Portable</li> </ul>
<b>Amigo™ Monolithic Press</b>	<ul style="list-style-type: none"> <li>• Integrated belt cutter</li> <li>• Contactless heating element</li> <li>• Pre-heat setting</li> <li>• Digital temperature and time control</li> <li>• Interchangeable splice templates</li> <li>• Single Phase 115v or 230v</li> </ul>	<ul style="list-style-type: none"> <li>• Fast splicing time – under 1 minute</li> <li>• Produces high quality splice</li> <li>• Tight pitch control</li> <li>• Safety Features                             <ul style="list-style-type: none"> <li>◦ Integrated cutter</li> <li>◦ Shielded heat zone during splice</li> <li>◦ Heating element stored when not in use</li> </ul> </li> </ul>
<b>Ply 130™ Ply Separator</b>	<ul style="list-style-type: none"> <li>• One Adjustment for Splitting Position</li> <li>• One Adjustment for Splitting Depth</li> <li>• Easy to Read Position Rulers</li> <li>• Shielded Rollers and Cutting Blade</li> <li>• Robust Rigid Construction</li> </ul>	<ul style="list-style-type: none"> <li>• Easy to Determine Splitting Position</li> <li>• Excellent Splitting Repeatability</li> <li>• Split Films Down to 35 mm (.014")</li> <li>• Ideal for Thin, Lightweight Urethanes</li> <li>• Safe Operation with Shielded Components</li> </ul>
<b>Pun M™ Manual Punch</b>	<ul style="list-style-type: none"> <li>• No External Power Required</li> <li>• Single Movement Belt Clamping</li> <li>• 50 kN (11,000 lb) Punching Force</li> <li>• Open Ended Rigid Construction</li> <li>• Adjustable Stroke for Punching Depth</li> </ul>	<ul style="list-style-type: none"> <li>• Portable for On-site or Workshop Use</li> <li>• Easy One Hand Belt Clamping</li> <li>• Finger and Finger-Over-Finger Punching</li> <li>• No Belt Width Limitations</li> <li>• Simple, Single Lever Punching Action</li> </ul>

# Novitool® Belt Fabrication Tools

For Novitool pricing, please contact Flexco.

## AERO® SPLICING PRESS (WITHOUT CORDS\*)



BELT WIDTH		ORDERING NUMBER	ITEM CODE	WT. KGS. (including case)
mm	in.			
325	12	AERO-325	N/A**	95.00
625	24	AERO-625	09000	61.37
925	36	AERO-925	09001	77.71
1225	48	AERO-1225	09002	93.68
1525	60	AERO-1525	09003	126.94
1835	72	AERO-1835	09004	143.10
2135	84	AERO-2135	09005	163.38

\*Cords sold separately

\*\*Call Customer Service for details

Stock Items (non-shaded)

Made To Order Items (shaded) 12 week leadtime, minimum order may apply.

## AERO® SPLICE TAPE

ORDERING NUMBER	ITEM CODE	WT. KGS.
AERO-SPLICE-TAPE-66X101	08468	0.81

## AERO® POWER COMPATIBILITY AND POWER CORDS FOR 325, 625, 925, 1225, 1525, 1835, AND 2135

POWER	COUNTRY	325	625	925	1225	1525	1835	2135	PLUG END	ORDERING NUMBER	ITEM CODE
1ph 110V, 16A	UK	F	R	R	R	N/A	N/A	N/A		AERO-G3-CBL-110V1PH-IEC60309	09017
1ph 230V, 10A	AUS	F	F	R	R	N/A	N/A	N/A		AERO-G3-CBL-230V1PH-3112-10	09008
1ph 230V, 13A	UK	F	F	R	R	R	N/A	N/A		AERO-G3-CBL-230V1PH-BS1363-13	09018
1ph 230V, 16A	EUR	F	F	F	R	R	R	R		AERO-G3-CBL-230V1PH-ESHUKO-16	09009
3ph 400V +N	EUR	F	F	F	F	F	F	F		AERO-G3-CBL-400V3PH+N-IEC60309	09012
3ph 400V	EUR	N/A	N/A	N/A	N/A	F	F	F		AERO-G3-CBL-400V3PH-N-IEC60309	09013

(F= full power operation, R= reduced power operation)

## SILICONE PRESS PADS AND CLOTHS

				SILICONE CLOTHS				SILICONE PADS			
LENGTH			COMPATIBLE WITH	THICKNESS		ORDERING NUMBER	ITEM CODE	THICKNESS		ORDERING NUMBER	ITEM CODE
mm	in.	M		mm	in.			mm	in.		
325	12		Aero-325	0.5	0.020	AERO-S30.5-325	09585	3.0	0.12	AERO-SI3-325	09586
625	24		Aero-625	0.5	0.020	AERO-S30.5-625	09358	3.0	0.12	AERO-SI3-625	09352
925	36		Aero-925	0.5	0.020	AERO-S30.5-925	09359	3.0	0.12	AERO-SI3-925	09353
1225	48		Aero-1225	0.5	0.020	AERO-S30.5-1225	09360	3.0	0.12	AERO-SI3-1225	09354
1525	60		Aero-1525	0.5	0.020	AERO-S30.5-1525	09361	3.0	0.12	AERO-SI3-1525	09355
1835	72		Aero-1835	0.5	0.020	AERO-S30.5-1835	09362	3.0	0.12	AERO-SI3-1835	09356
2135	84		Aero-2135	0.5	0.020	AERO-S30.5-2135	09363	3.0	0.12	AERO-SI3-2135	09357
		25		0.5	0.020	AERO-S10.5-25M SILICONE 0.5MM	08108				

Note: The highlighted items above are sold in sets of two.

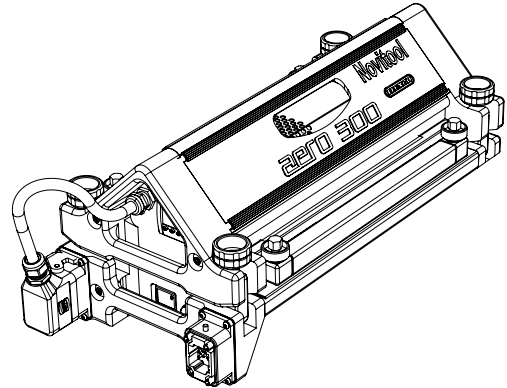
# Novitool® Belt Fabrication Tools

## AERO® 300 SPLICING PRESS (WITHOUT CORDS\*)

For Novitool pricing, please contact Flexco.

BELT WIDTH		ORDERING NUMBER	ITEM CODE	WT. KGS. (including case)
mm	in.			
300	12	AERO-300	08000	44.5


\*Cords sold separately

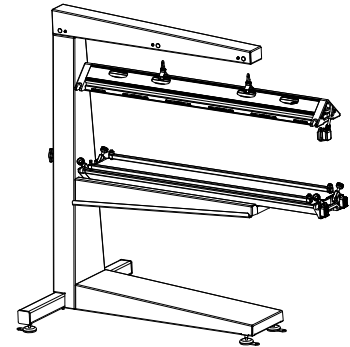


## AERO® AMPERAGE REQUIREMENTS

	230 volt; single phase	230 volt; 3 phase	460 volt; 3 phase
Aero-300	8	4	4

## AERO® PRESS POWER CORDS

DESCRIPTION	ORDERING NUMBER	ITEM CODE	PLUG END DRAWING	COMPATIBLE WITH
<b>230 VOLT; SINGLE PHASE; 60 HZ</b>				
Cord Only - US	AERO-2-CA-1X230	08006	N/A	Aero 300-1500
Cord with L6-30 plug	AERO-2-CA-1X230-NL6-30	08037	L6-30P 	Aero 300-1500
Cord with 6-30 plug	AERO-2-CA-1X230-N6-30	08036	6-30P 	Aero 300-1500
<b>230 VOLT; THREE PHASE; 60 HZ</b>				
Cord Only	AERO-2-CA-3X230	08005	N/A	Aero 300-1500
Cord with L15-20 plug	AERO-2-CA-3X230-NL15-20	08038	L15-20P 	Aero 300-1500
Cord with L15-30 plug	AERO-2-CA-3X230-NL15-30	08039	L15-30P 	Aero 300-1500
<b>400 VOLT; THREE PHASE; 50 HZ</b>				
Cord with IEC4/3-16 plug	AERO-2-CA-3X400-IEC4/3-16	08007	N/A	Aero 300-1500
<b>460 VOLT; THREE PHASE; 60 HZ</b>				
Cord Only	AERO-2-CA-3X460	08008	N/A	Aero 300-1500
Cord with L16-20 plug	AERO-2-CA-3X460-NL16-20	08040	L16-20P 	Aero 300-1500
Cord with L16-30 plug	AERO-2-CA-3X460-NL16-30	08041	L16-30P 	Aero 300-1500



## AERO® PRESS STAND

(For sizes 36", 48", 60"/ 900, 1200, 1500 mm)

ORDERING NUMBER	ITEM CODE	WT. KGS.
AERO-STAND-CW-UMCABLE	08114	141.1
AERO-STAND-UMBILICAL-EXTEND (Cable Only)	08319	2.0

## AERO® SPLICE TAPE


ORDERING NUMBER	ITEM CODE	WT. KGS.
AERO-SPLICE-TAPE-66X101	08468	0.8

## SILICONE PRESS PADS AND CLOTHS

THICKNESS		MATERIAL	LENGTH			COMPATIBLE WITH	ORDERING NUMBER	ITEM CODE	THICKNESS		MATERIAL	LENGTH		COMPATIBLE WITH	ORDERING NUMBER	ITEM CODE
in.	mm		in.	mm	M				in.	mm		in.	mm			
0.02	0.5	Silicone Cloth	12	300		Aero-300	AERO-S10.5-300	08103	0.12	3	Silicone Pad	12	300	Aero-300	AERO-S13-300	08109
0.02	0.5	Silicone Cloth	24	600		Aero-600	AERO-S10.5-600	08104	0.12	3	Silicone Pad	24	600	Aero-600	AERO-S13-600	08110
0.02	0.5	Silicone Cloth	36	900		Aero-900	AERO-S10.5-900	08105	0.12	3	Silicone Pad	36	900	Aero-900	AERO-S13-900	08111
0.02	0.5	Silicone Cloth	48	1200		Aero-1200	AERO-S10.5-1200	08106	0.12	3	Silicone Pad	48	1200	Aero-1200	AERO-S13-1200	08112
0.02	0.5	Silicone Cloth	60	1500		Aero-1500	AERO-S10.5-1500	08107	0.12	3	Silicone Pad	60	1500	Aero-1500	AERO-S13-1500	08113
0.02	0.5	Silicone Cloth			10		AERO-S10.5-10M	08108								
0.02	0.5	Silicone Cloth			25		AERO-S10.5-230-25M SILICONE	09373								

Note: The highlighted items above are sold in sets of two.

 Stock Items (non-shaded)


 Made To Order Items (shaded) 12 week leadtime, minimum order may apply.

# Novitool<sup>®</sup> Belt Fabrication Tools

## AMIGO<sup>™</sup> MONOLITHIC PRESS

For Novitool pricing, please contact Flexco.

### AMIGO<sup>™</sup> PRESS AND CABLE ORDERING INFORMATION

	ORDERING NUMBER	ITEM CODE	PLUG END DRAWING
<b>Press</b>			
1065 mm (42")	AMIGO-1000-SPLICEPRESS	08545	
<b>Cables</b>			
230 volt; single phase; 10 amp	AMIGO-1000-CABLE-1X230-AS3112	08727	

**Note:** Press, cable, and templates are all purchased separately.

### AMIGO<sup>™</sup> TEMPLATES

BELT MANUFACTURER	BELT STYLE	BELT TYPE	ORDERING NUMBER	ITEM CODE
Volta	SuperDrive <sup>™</sup>	FMW & FMB	AMIGO-1000-TMPLT-08592	08592
		FHW & FHB		
Intralox <sup>®</sup>	ThermoDrive <sup>®</sup>	8050	AMIGO-1000-TMPLT-08593	08593
Mafdel	DEL/DRIVE	DD25		
Habasit	Cleandrive <sup>™</sup>	CD.M50.S-UA.CB	AMIGO-1000-TMPLT-08594	08594
		CD.M50.S-UA.WB		
		CD.M25.S-UA.CB		
		CD.M25.S-UA.WB		
		Flat	AMIGO-1000-TMPLT-08595	08595
Gates <sup>®</sup> Mectrol <sup>®</sup>	PosiClean <sup>®</sup>	PC10	AMIGO-1000-TMPLT-08596	08596
		PC20		
UBR	1" Purclean	PS2		
Gates <sup>®</sup> Mectrol <sup>®</sup>	CenterClean <sup>®</sup>	CC40	AMIGO-1000-TMPLT-08597	08597
Daisler <sup>®</sup>	REOClean <sup>®</sup>	AT40		
UBR	Center Drive PurClean	CD3BLSS		
Ammeraal	Aeon	Aeon-50	AMIGO-1000-TMPLT-08603	08603
Cog-veyor Systems Inc.	Cog-veyor	UBM	AMIGO-1000-TMPLT-08710	08710
		UWM		
		PBH		
		PWH		
Beltservice Corporation	Magnethane <sup>™</sup>	PD1	AMIGO-1000-TMPLT-08739	08739
		Flat w/ Spikes	AMIGO-1000-TMPLT-08741	08741
Gates <sup>®</sup> Mectrol <sup>®</sup>	PosiLace <sup>™</sup>	PC20	AMIGO-1000-TMPLT-08776	08776
		CC40		
		FC12		
UBR	Hinge Lace	N/A		
Daisler <sup>®</sup>	REOClean <sup>®</sup>	AT25	AMIGO-1000-TMPLT-08788	08788
UBR	2" Purclean	REO-T50 DB & SB & W		
		PB3		
Volta	DualDrive <sup>™</sup>	FMW & FMB	AMIGO-1000-TMPLT-08847	08847
		FHW & FHB		
	Mini DualDrive <sup>™</sup>	FMB		
		FHB		
Mini SuperDrive <sup>™</sup>	FMB	AMIGO-1000-TMPLT-08849	08849	
	FHB			
Volta	Hinge Splice			
Ammeraal Beltech	Soliflex PRO/ Soliflex PRO mini	Soliflex TPU	AMIGO-1000-TMPLT-08849	08849
		Soliflex TPE		
Mafdel	PO2-L	POSITIVEBELT	AMIGO-1000-TMPLT-08855	08855
Mafdel	DD50	DEL/DRIVE	AMIGO-1000-TMPLT-08856	08856

### AMIGO<sup>™</sup> OPTIONAL ACCESSORIES

	ORDERING NUMBER	ITEM CODE
Skiving Tool	RTBS Rough Top Skiver	03239
Replacement Blades for Amigo	AMIGO-1000-BLADES-5	08587
High – Low Temp Friction Tape for Flat Belts	AMIGO-FRICTIONTAPE-33X25	08604

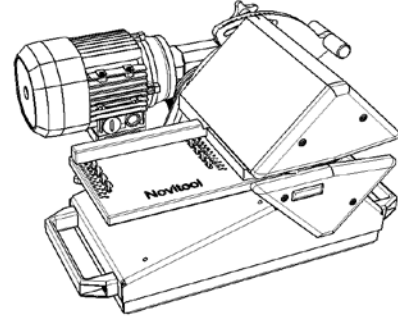


# Novitool<sup>®</sup> Belt Fabrication Tools

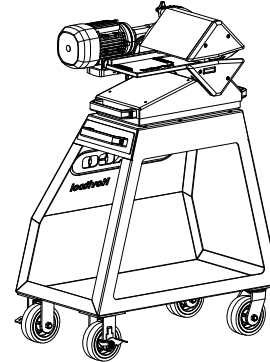
For Novitool pricing, please contact Flexco.

## PLY 130™ PLY SEPARATOR

ORDERING NUMBER	ITEM CODE	NEMA PLUG
<b>WORK BENCH MODEL</b>		
PLY130WB-460V3PH60HZ	08013	no plug
PLY130WB-230V50HZ	08246	no plug
<b>REPLACEMENT PARTS</b>		
PLY130-CART	08100	no plug
PLY-BL Blade & Jig	08014	N/A
PLY-JG Jig Only	08015	N/A



Ply 130™ Work Bench Model

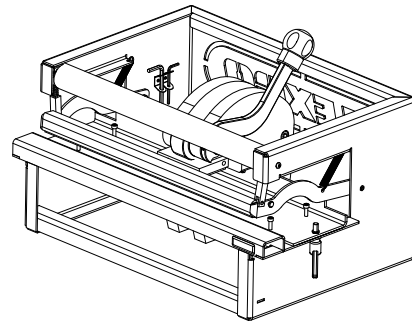


Ply 130™ Cart

## PUN M™ MANUAL PUNCH

ORDERING NUMBER	ITEM CODE
<b>PUN M*</b>	
PUN-M-300	08016
PUN-M-600	08017
PUN-M-900	08018
<b>PUN M 300 PUNCHBOARDS</b>	
PUN-B-50X20-300	08019
PUN-B-70X15-300	08022
PUN-B-80X20-300	08025
<b>PUN M 600 PUNCHBOARDS</b>	
PUN-B-50X20-600	08020
PUN-B-70X15-600	08023
PUN-B-80X20-600	08026
PUN-B-80X20X113BIAS-600	08439
<b>PUN M 900 PUNCHBOARDS</b>	
PUN-B-50X20-900	08021
PUN-B-70X15-900	08024
PUN-B-80X20-900	08027
PUN-B-80X20X113BIAS-900	08440
<b>REPLACEMENT PARTS</b>	
PUN-M-NYLONPAD-KIT	08279

\*Punchboards not included with Pun M; purchase separately.



Pun M™ Manual Punch

Stock Items (non-shaded)  
 Made To Order Items (shaded) 12 week leadtime, minimum order may apply.





## FGP Food Grade Primary Cleaner General Information

The FGP Food Grade Primary Cleaner from Flexco is easy to install, easy to maintain, and disassembles in a snap for regular cleaning and sanitization. The FGP Primary Cleaner works on any belt from 100 mm to 1500 mm (4" to 60") and the blade is available in both white and blue FDA approved food grade material.

### Features and Benefits

- Made of FDA approved materials for use in food applications.
- Certified by USDA for use in meat, poultry and dairy operations.
- Simple design limits crevices and opportunities for bacteria growth.
- Snap on/off blade for ease of cleaning and blade replacement.
- Minimal hardware so installation, tensioning, and blade replacement are easy.
- Easily tensioned to minimise blade wear, eliminate belt damage, and maximise cleanability.
- Available in standard blade widths from 300 mm to 1500 mm (12" to 60"). Can be cut to size.
- C-dimension gauge ensures proper pole location for optimal cleaning.
- Compatible with endless as well as mechanical splices.

### Specifications:

• <b>Temperature Range</b> -29°C to 60°C (-20°F to 140°F)	• <b>Blade Height</b> 76 mm (3.0")	• <b>Blade Hardness</b> 63D Shore Hardness	• <b>Blade Material</b> Food-grade UHMW or UHMW with Stainless Steel
• <b>Pulley Diameter Range</b> 50 mm (2") to 267 mm (10.5")	• <b>Blade Width Range</b> 102-1524 mm (4" - 60")	• <b>Pole/Mounting Material</b> 304 Stainless Steel	

### How to choose the correct size blade for your conveyor:

1. Measure your belt width.
2. Choose the Blade Width that corresponds to your belt width.
3. Measure your conveyor width.
4. Verify the Maximum Conveyor Width shown in the selection chart is larger than your conveyor width. If your conveyor width is smaller than the maximum width shown, choose the next larger blade width that accommodates your conveyor width.
5. Blade and/or pole can be cut to users required length. Pole must be 50.8 mm longer than the outside width of conveyor structure at the mounting location.

# FGP Food Grade Primary Cleaner

## FGP FOOD GRADE PRIMARY CLEANER

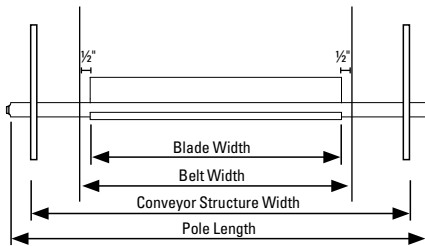
BLADE WIDTH		MAXIMUM CONVEYOR WIDTH		WEIGHT		WHITE BLADE		BLUE BLADE		GRAY METAL DETECTABLE BLADE	
mm	in.	mm	in.	kg.	lbs.	ORDERING NUMBER	ITEM CODE	ORDERING NUMBER	ITEM CODE	ORDERING NUMBER	ITEM CODE
305	12	559	22	3.0	6.7	FGP-W3-12	56009	FGP-BL3-12	56000	FGP-MD3-12	56027
457	18	711	28	3.5	7.7	FGP-W3-18	56010	FGP-BL3-18	56001	FGP-MD3-18	56028
610	24	864	34	3.9	8.6	FGP-W3-24	56011	FGP-BL3-24	56002	FGP-MD3-24	56029
762	30	1016	40	4.3	9.5	FGP-W3-30	56012	FGP-BL3-30	56003	FGP-MD3-30	56030
914	36	1168	46	4.8	10.5	FGP-W3-36	56013	FGP-BL3-36	56004	FGP-MD3-36	56031
1067	42	1321	52	5.2	11.5	FGP-W3-42	56014	FGP-BL3-42	56005	FGP-MD3-42	56032
1219	48	1473	58	5.6	12.4	FGP-W3-48	56015	FGP-BL3-48	56006	FGP-MD3-48	56033
1372	54	1626	64	6.0	13.3	FGP-W3-54	56016	FGP-BL3-54	56007	FGP-MD3-54	56034
1524	60	1778	70	6.4	14.2	FGP-W3-60	56017	FGP-BL3-60	56008	FGP-MD3-60	56035

**Product Notes:**

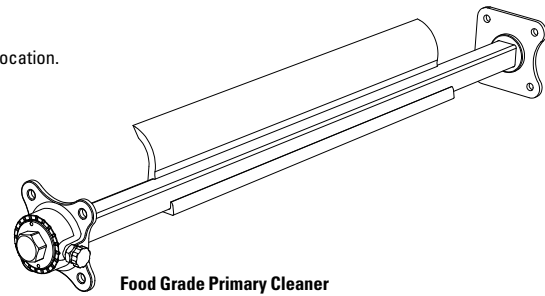
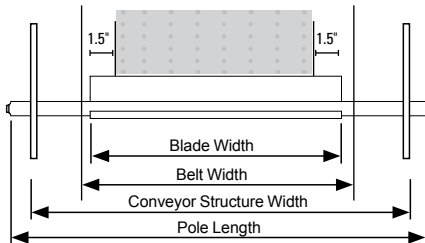
- Pole length = blade length + 304.8 mm on standard cleaners.
- Blade and/or pole can be cut to users required length.
- Pole must be 50.8 mm longer than the outside width of the conveyor structure at the mounting location.
- Please note, FGP discount is your standard BCP discount.

**Recommended blade width:**

Belt Width Minus 25 mm (1")



Material Path Plus 75 mm (3")



Food Grade Primary Cleaner

**POLE LENGTHS**

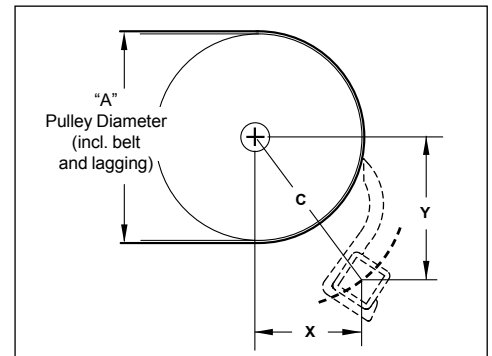
Pole Length		Minimum Blade Width		Maximum Blade Width		Maximum Conveyor structure width at cleaner mounting location	
mm	in.	mm	in.	mm	in.	mm	in.
610	24	102	4	305	12	556	22
813	30	102	4	457	18	708	28
965	36	457	18	610	24	861	34
1067	42	457	18	813	30	1013	40
1219	48	813	30	965	36	1165	46
1372	54	813	30	1067	42	1318	52
1524	60	813	30	1219	48	1470	58
1676	66	813	30	1372	54	1623	64
1829	72	813	30	1524	60	1775	70

**POLE LOCATION**

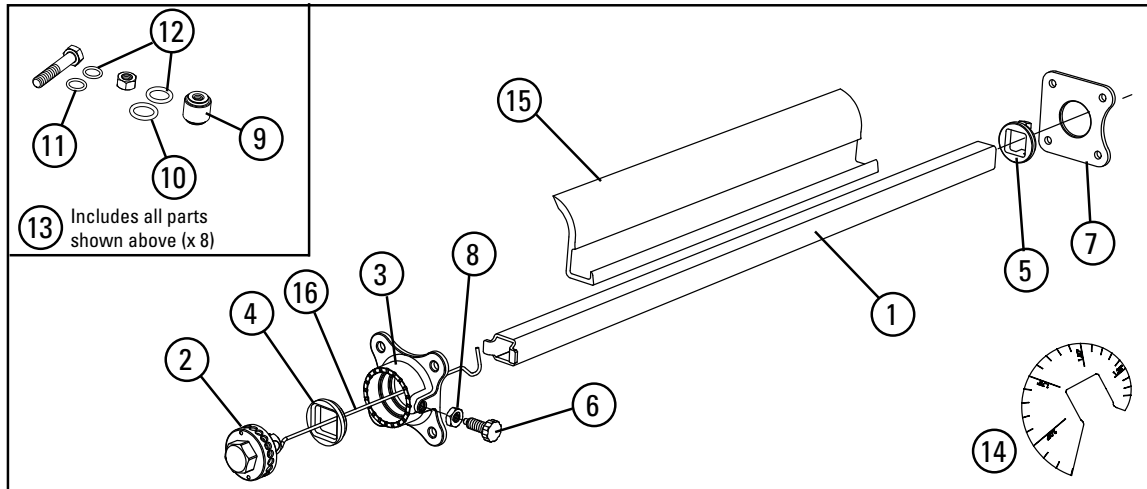
A		X		Y		C		A		X		Y		C	
mm	in.	mm	in.	mm	in.	mm	in.	mm	in.	mm	in.	mm	in.	mm	in.
51	2.0	24	0.95	76	2.98	80	3.13	165	6.5	80	3.16	87	3.41	118	4.64
64	2.5	30	1.19	77	3.03	83	3.25	178	7.0	86	3.40	88	3.46	123	4.85
76	3.0	37	1.44	78	3.08	86	3.39	191	7.5	93	3.65	89	3.51	129	5.06
89	3.5	43	1.68	79	3.12	90	3.55	203	8.0	99	3.89	90	3.55	134	5.27
102	4.0	49	1.93	81	3.17	94	3.71	216	8.5	105	4.14	91	3.60	139	5.48
114	4.5	55	2.18	82	3.22	99	3.88	229	9.0	111	4.38	93	3.65	145	5.70
127	5.0	61	2.42	83	3.27	103	4.06	241	9.5	118	4.63	94	3.70	150	5.92
140	5.5	68	2.67	84	3.31	108	4.25	254	10.0	124	4.88	95	3.74	156	6.14
152	6.0	74	2.91	85	3.36	113	4.45								

A = Diameter of pulley + lagging thickness + belt thickness  
 C = Centerline of pulley to centerline of cleaner pole.

**POLE LOCATION SPECS**



# FGP Food Grade Primary Cleaner



## FGP FOOD GRADE PRIMARY CLEANER REPLACEMENT PARTS

REF	DESCRIPTION	ORDERING NUMBER	ITEM CODE	WT. KGS.
1	610 mm (24") Pole	FGPL-24/610	56503	1.2
	762 mm (30") Pole	FGPL-30/762	56504	1.5
	914 mm (36") Pole	FGPL-36/914	56505	1.9
	1067 mm (42") Pole	FGPL-42/1067	56506	2.2
	1219 mm (48") Pole	FGPL-48/1219	56507	2.5
	1372 mm (54") Pole	FGPL-54/1372	56508	2.8
	1524 mm (60") Pole	FGPL-60/1524	56509	3.1
	1676 mm (66") Pole	FGPL-66/1676	56510	3.4
1829 mm (72") Pole	FGPL-72/1829	56511	3.8	
2	Torsion Hub Assembly	FGTHUB	56519	0.3
3	Torsion Housing	FGTHSG	56520	0.4
4	Torsion Bushing	FGTBSG	56521	0.05
5	Pole Bushing	FGPBSG	56522	0.05
6	Thumb Screw	FGPIN	56523	0.05
7	End Plate	FGENDPLT	56524	0.2
8	Jam/Locking Nut	FGHEXNUT	56525	0.05
9	Standoff Kit (8 pc)	FGSTNDOFFKIT/8	56526	0.3
	Standoff (1 pc)	FGSTNDOFFKIT/1	56529	0.05
10	Large O-ring (1 pc)	FGO-RLG/1	56530	0.05
11	Small O-ring (1 pc)	FGO-RSM/1	56567	0.05
12	O-ring Kit (16 pcs. ea. Items 10 & 11)	FGO-RGKIT/32	56528	0.05
13	Hardware Kit	FGHRDWRKIT	56527	0.5
14	"C" Dimension Gauge	FG-C-GAUGE	56568	0.05


## FGP FOOD GRADE PRIMARY CLEANER REPLACEMENT SPRINGS

REF	DESCRIPTION	ORDERING NUMBER	ITEM CODE	WT. KGS.
16	Torsion Spring 305 mm (12") to 457 mm (18") Blades	FGTS-18/508	56500	0.05
	Torsion Spring 483 mm (19") to 762 mm (30") Blades	FGTS-30/762	56501	0.05
	Torsion Spring 787 mm (31") to 1524 mm (60") Blades	FGTS-60/1524	56502	0.05

## FGP FOOD GRADE PRIMARY CLEANER REPLACEMENT BLADES

REF	DESCRIPTION	ORDERING NUMBER	ITEM CODE	WT. KGS.
15	305 mm (12") Blue Blade	FGB-BL3-12/305	56531	0.2
	457 mm (18") Blue Blade	FGB-BL3-18/457	56532	0.3
	610 mm (24") Blue Blade	FGB-BL3-24/610	56533	0.4
	762 mm (30") Blue Blade	FGB-BL3-30/762	56534	0.5
	914 mm (36") Blue Blade	FGB-BL3-36/914	56535	0.6
	1067 mm (42") Blue Blade	FGB-BL3-42/1067	56536	0.7
	1219 mm (48") Blue Blade	FGB-BL3-48/1219	56537	0.8
	1372 mm (54") Blue Blade	FGB-BL3-54/1372	56538	1.0
	1524 mm (60") Blue Blade	FGB-BL3-60/1524	56539	1.0
	305 mm (12") White Blade	FGB-W3-12/305	56540	0.2
	457 mm (18") White Blade	FGB-W3-18/457	56541	0.3
	610 mm (24") White Blade	FGB-W3-24/610	56542	0.4
	762 mm (30") White Blade	FGB-W3-30/762	56543	0.5
	914 mm (36") White Blade	FGB-W3-36/914	56544	0.6
	1067 mm (42") White Blade	FGB-W3-42/1067	56545	0.7
1219 mm (48") White Blade	FGB-W3-48/1219	56546	0.8	
1372 mm (54") White Blade	FGB-W3-54/1372	56547	1.0	
1524 mm (60") White Blade	FGB-W3-60/1524	56548	1.0	
305 mm (12") Metal Detectable Blade	FGB-MD3-12/305	56558	0.2	
457 mm (18") Metal Detectable Blade	FGB-MD3-18/457	56559	0.3	
610 mm (24") Metal Detectable Blade	FGB-MD3-24/610	56560	0.4	
762 mm (30") Metal Detectable Blade	FGB-MD3-30/762	56561	0.5	
914 mm (36") Metal Detectable Blade	FGB-MD3-36/914	56562	0.6	
1067 mm (42") Metal Detectable Blade	FGB-MD3-42/1067	56563	0.7	
1219 mm (48") Metal Detectable Blade	FGB-MD3-48/1219	56564	0.8	
1372 mm (54") Metal Detectable Blade	FGB-MD3-54/1372	56565	1.0	
1524 mm (60") Metal Detectable Blade	FGB-MD3-60/1524	56566	1.0	

Stock Items (non-shaded)  
 Made To Order Items (shaded) 12 week leadtime, minimum order may apply.



## Light-Duty Transfer Solutions General Information

When it comes to belt-to-belt transfer of product, Flexco understands the importance of a trouble-free transition.

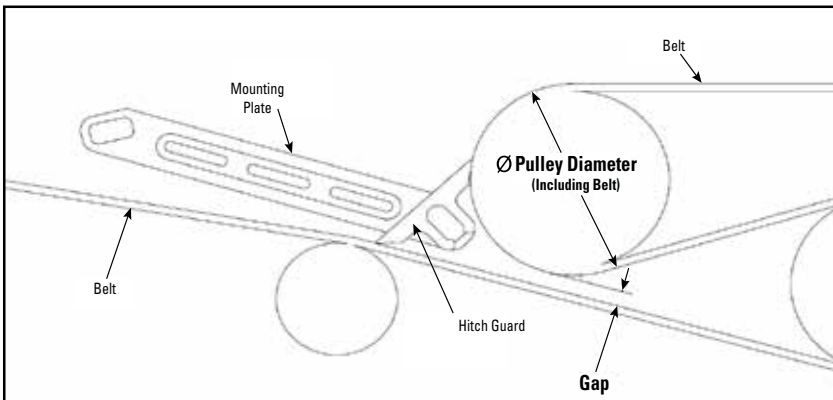
The Hitch Guard from Flexco is engineered to provide a smooth transition of product over the conveyor hitch. The Hitch Guard prevents small objects from becoming lodged between the belts at the hitch which can cause longitudinal conveyor belt tears, damage to conveyed products, and costly periods of unscheduled downtime.

Segmented Transfer Plates offer similar protection at transition points. Designed to accommodate belts up to 1500 mm (60") wide, different segment lengths can be paired together to provide options for offset mounting and accommodate gaps from 100 mm to 250 mm (4" to 10").

Both Hitch Guards and Segmented Transfer Plates are designed for individual segments to release from the support bar, so that objects are quickly dislodged while remaining segments stay secured for continued operation.

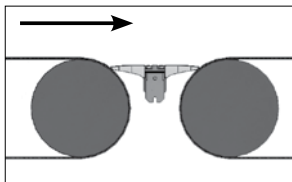
### Hitch Guard Ordering Specifications:

Pulley Diameter (mm) (including belt)	63.5	76.2	88.9	101.6	114.3	127.0	139.7	152.4	165.1
Minimum Gap Required (mm)	20.3	12.7	2.5	0	0	0	0	0	0
Maximum Gap (mm) (mounting plate installed above belt)	40.6	35.6	30.5	25.4	20.3	15.2	10.2	5.1	0

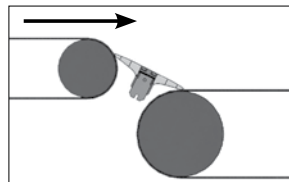


### Segmented Transfer Plate Ordering Specifications:

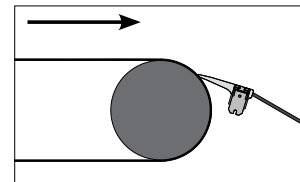
1. Specify belt width. Mounting bar is 50 mm (2") longer than specified belt width.
2. Determine transfer size required.
3. Determine mounting bar location and if offset is required.



**For horizontal to horizontal belt applications.**  
Measure distance between pulleys at a point 12 mm to 38 mm (0.5" to 1.5") below the tops of the pulleys (including belt thickness).



**For waterfall applications.**  
Measure distance from about 45° from the top of the upper pulley to the top point on the lower pulley.



**For belt to chute or slide applications.**  
On pulley side, position no higher than 12.7 mm (1/2") below the crown with bridge segment positioned roughly 3.2 mm to 12.7 mm (1/8" to 1/2") above the top of the chute or slide back wall.

# Transfer Solutions

## HITCH GUARD



MAXIMUM CONVEYOR WIDTH		UNIVERSAL MOUNTING BRACKET		SCANNER EYE MOUNTING BRACKET	
		ORDERING NUMBER	ITEM CODE	ORDERING NUMBER	ITEM CODE
mm	in				
900	36"	HITCHGD-V3-KIT-36IN	04442	HITCHGD-V1-KIT-36IN	04322
1050	42"	HITCHGD-V3-KIT-42IN	04443	HITCHGD-V1-KIT-42IN	04321
1200	48"	HITCHGD-V3-KIT-48IN	04444	HITCHGD-V1-KIT-48IN	04320
1500	60"	HITCHGD-V3-KIT-60IN	04445	HITCHGD-V1-KIT-60IN	04319
1800	72"	HITCHGD-V3-KIT-72IN	04988	HITCHGD-V1-KIT-72IN	04973

### HITCH GUARD UNIVERSAL MOUNTING REPLACEMENT PARTS

DESCRIPTION	ORDERING NUMBER	ITEM CODE
CENTER SEGMENT	HITCHGD-V1-CENTER-SEGMENT-3IN	04269
CENTER SEGMENT – 10 PACK	HITCHGD-V1-CENTER-SEG-10PC-PK	04339
RIGHT END SEGMENT	HITCHGD-V1-RIGHT-END-SEGMENT	04311
RIGHT END SEGMENT – 5 PACK	HITCHGD-V1-RIGHT-SEG-5PC-PK	04343
LEFT END SEGMENT	HITCHGD-V1-LEFT-END-SEGMENT	04312
LEFT END SEGMENT – 5 PACK	HITCHGD-V1-LEFT-SEG-5PC-PK	04344
MOUNTING PLATE	HITCHGD-V3-MOUNTING-PLATE	04447
MOUNTING KIT	HITCHGD-V3-MOUNTING-KIT	04446
SUPPORT BAR – 38"	HITCHGD-V1-SUPPORT-BAR-38IN	04341
SUPPORT BAR – 44"	HITCHGD-V1-SUPPORT-BAR-44IN	04309
SUPPORT BAR – 50"	HITCHGD-V1-SUPPORT-BAR-50IN	04342
SUPPORT BAR – 62"	HITCHGD-V1-SUPPORT-BAR-62IN	04310
SUPPORT BAR – 74"	HITCHGD-V1-SUPPORT-BAR-74IN	04974

### HITCH GUARD SCANNER EYE MOUNTING REPLACEMENT PARTS

DESCRIPTION	ORDERING NUMBER	ITEM CODE
CENTER SEGMENT	HITCHGD-V1-CENTER-SEGMENT-3IN	04269
CENTER SEGMENT – 10 PACK	HITCHGD-V1-CENTER-SEG-10PC-PK	04339
RIGHT END SEGMENT	HITCHGD-V1-RIGHT-END-SEGMENT	04311
RIGHT END SEGMENT – 5 PACK	HITCHGD-V1-RIGHT-SEG-5PC-PK	04343
LEFT END SEGMENT	HITCHGD-V1-LEFT-END-SEGMENT	04312
LEFT END SEGMENT – 5 PACK	HITCHGD-V1-LEFT-SEG-5PC-PK	04344
MOUNTING PLATE	HITCHGD-V1-MOUNTING-PLATE	04308
MOUNTING KIT	HITCHGD-V1-MOUNTING-KIT	04340
SUPPORT BAR – 38"	HITCHGD-V1-SUPPORT-BAR-38IN	04341
SUPPORT BAR – 44"	HITCHGD-V1-SUPPORT-BAR-44IN	04309
SUPPORT BAR – 50"	HITCHGD-V1-SUPPORT-BAR-50IN	04342
SUPPORT BAR – 62"	HITCHGD-V1-SUPPORT-BAR-62IN	04310
SUPPORT BAR – 74"	HITCHGD-V1-SUPPORT-BAR-74IN	04974

 Stock Items (non-shaded)  
 Made To Order Items (shaded) 12 week leadtime, minimum order may apply.

# Transfer Solutions

## SEGMENTED TRANSFER PLATES

HORIZONTAL TO HORIZONTAL OR WATERFALL APPLICATIONS – GAPS FROM 100 MM TO 250 MM (4" TO 10")

TRANSFER WIDTH		MOUNTING BAR OFFSET		BELT WIDTHS					
				610 mm (24")		914 mm (36")		1067 mm (42")	
mm	in	mm	in	ITEM CODE	DESCRIPTION	ITEM CODE	DESCRIPTION	ITEM CODE	DESCRIPTION
102	4"	none		56100	TGB-4/102-2/2-24/610	56101	TGB-4/102-2/2-36/914	56181	TGB-4/102-2/2-42/1067
127	5"	13	0.5"	56104	TGB-5/127-2/3-24/610	56105	TGB-5/127-2/3-36/914	56182	TGB-5/127-2/3-42/1067
		25	1.0"	56108	TGB-6/152-2/4-24/610	56109	TGB-6/152-2/4-36/914	56183	TGB-6/152-2/4-42/1067
152	6"	none		56112	TGB-6/152-3/3-24/610	56113	TGB-6/152-3/3-36/914	56184	TGB-6/152-3/3-42/1067
		38	1.5"	56116	TGB-7/178-2/5-24/610	56117	TGB-7/178-2/5-36/914	56185	TGB-7/178-2/5-42/1067
178	7"	13	0.5"	56120	TGB-7/178-3/4-24/610	56121	TGB-7/178-3/4-36/914	56186	TGB-7/178-3/4-42/1067
		25	1.0"	56128	TGB-8/203-3/5-24/610	56129	TGB-8/203-3/5-36/914	56187	TGB-8/203-3/5-42/1067
203	8"	none		56132	TGB-8/203-4/4-24/610	56133	TGB-8/203-4/4-36/914	56188	TGB-8/203-4/4-42/1067
		13	0.5"	56140	TGB-9/229-4/5-24/610	56141	TGB-9/229-4/5-36/914	56189	TGB-9/229-4/5-42/1067
254	10"	none		56148	TGB-10/254-5/5-24/610	56149	TGB-10/254-5/5-36/914	56190	TGB-10/254-5/5-42/1067

HORIZONTAL TO HORIZONTAL OR WATERFALL APPLICATIONS – GAPS FROM 100 MM TO 250 MM (4" TO 10")

TRANSFER WIDTH		MOUNTING BAR OFFSET		BELT WIDTHS			
				1219 mm (48")		1524 mm (60")	
mm	in	mm	in	ITEM CODE	DESCRIPTION	ITEM CODE	DESCRIPTION
102	4"	none		56102	TGB-4/102-2/2-48/1219	56103	TGB-4/102-2/2-60/1524
127	5"	13	0.5"	56106	TGB-5/127-2/3-48/1219	56107	TGB-5/127-2/3-60/1524
		25	1.0"	56110	TGB-6/152-2/4-48/1219	56111	TGB-6/152-2/4-60/1524
152	6"	none		56114	TGB-6/152-3/3-48/1219	56115	TGB-6/152-3/3-60/1524
		38	1.5"	56118	TGB-7/178-2/5-48/1219	56119	TGB-7/178-2/5-60/1524
178	7"	13	0.5"	56122	TGB-7/178-3/4-48/1219	56123	TGB-7/178-3/4-60/1524
		25	1.0"	56130	TGB-8/203-3/5-48/1219	56131	TGB-8/203-3/5-60/1524
203	8"	none		56134	TGB-8/203-4/4-48/1219	56135	TGB-8/203-4/4-60/1524
		13	0.5"	56142	TGB-9/229-4/5-48/1219	56143	TGB-9/229-4/5-60/1524
254	10"	none		56150	TGB-10/254-5/5-48/1219	56151	TGB-10/254-5/5-60/1524

## SEGMENTED TRANSFER PLATES

BELT TO CHUTE OR SLIDE APPLICATIONS – GAPS FROM 75 MM TO 150 MM (3" TO 6")

TRANSFER WIDTH		MOUNTING BAR OFFSET		BELT WIDTHS					
				610 mm (24")		914 mm (36")		1067 mm (42")	
mm	in	mm	in	ITEM CODE	DESCRIPTION	ITEM CODE	DESCRIPTION	ITEM CODE	DESCRIPTION
76	3"	12	0.5"	56206	TGB-3/76-2/B-24/610	56207	TGB-3/76-2/B-36/914	56208	TGB-3/76-2/B-42/1067
102	4"	25	1.0"	56211	TGB-4/102-3/B-24/610	56212	TGB-4/102-3/B-36/914	56213	TGB-4/102-3/B-42/1067
127	5"	38	1.5"	56216	TGB-5/127-4/B-24/610	56217	TGB-5/127-4/B-36/914	56218	TGB-5/127-4/B-42/1067
152	6"	51	2.0"	56221	TGB-6/152-5/B-24/610	56222	TGB-6/152-5/B-36/914	56223	TGB-6/152-5/B-42/1067

BELT TO CHUTE OR SLIDE APPLICATIONS – GAPS FROM 75 MM TO 150 MM (3" TO 6")

TRANSFER WIDTH		MOUNTING BAR OFFSET		BELT WIDTHS			
				1219 mm (48")		1524 mm (60")	
mm	in	mm	in	ITEM CODE	DESCRIPTION	ITEM CODE	DESCRIPTION
76	3"	12	0.5"	56209	TGB-3/76-2/B-48/1219	56210	TGB-3/76-2/B-60/1524
102	4"	25	1.0"	56214	TGB-4/102-3/B-48/1219	56215	TGB-4/102-3/B-60/1524
127	5"	38	1.5"	56219	TGB-5/127-4/B-48/1219	56220	TGB-5/127-4/B-60/1524
152	6"	51	2.0"	56224	TGB-6/152-5/B-48/1219	56225	TGB-6/152-5/B-60/1524

# Transfer Solutions

## SEGMENTED TRANSFER PLATES

HORIZONTAL TO HORIZONTAL OR WATERFALL APPLICATIONS – GAPS FROM 1.5" TO 3" (38 MM TO 75 MM)

TRANSFER WIDTH		MOUNTING BAR OFFSET		BELT WIDTHS					
				24" (610 mm)		36" (914 mm)		42" (1067 mm)	
mm	in	mm	in	ITEM CODE	DESCRIPTION	ITEM CODE	DESCRIPTION	ITEM CODE	DESCRIPTION
38	1.5"	none		56227	TGB-1.5/38-.75/.75-24/610	56228	TGB-1.5/38-.75/.75-36/914	56229	TGB-1.5/38-.75/.75-42/1067
44	1.75"	3.2	0.125"	56232	TGB-1.75/44-1/.75-24/610	56233	TGB-1.75/44-1/.75-36/914	56234	TGB-1.75/44-1/.75-42/1067
51	2"	none		56237	TGB-2/51-1/1-24/610	56238	TGB-2/51-1/1-36/914	56239	TGB-2/51-1/1-42/1067
57	2.25"	9.5	0.375"	56242	TGB-2.25/57-1.5/.75-24/610	56243	TGB-2.25/57-1.5/.75-36/914	56244	TGB-2.25/57-1.5/.75-42/1067
64	2.5"	6.4	0.250"	56247	TGB-2.5/64-1.5/1-24/610	56248	TGB-2.5/64-1.5/1-36/914	56249	TGB-2.5/64-1.5/1-42/1067
76	3"	none		56252	TGB-3/76-1.5/1.5-24/610	56253	TGB-3/76-1.5/1.5-36/914	56254	TGB-3/76-1.5/1.5-42/1067

HORIZONTAL TO HORIZONTAL OR WATERFALL APPLICATIONS – GAPS FROM 1.5" TO 3" (38 MM TO 75 MM)

TRANSFER WIDTH		MOUNTING BAR OFFSET		BELT WIDTHS			
				48" (1219 mm)		60" (1524 mm)	
mm	in	mm	in	ITEM CODE	DESCRIPTION	ITEM CODE	DESCRIPTION
38	1.5"	none		56230	TGB-1.5/38-.75/.75-48/1219	56231	TGB-1.5/38-.75/.75-60/1524
44	1.75"	3.2	0.125"	56235	TGB-1.75/44-1/.75-48/1219	56236	TGB-1.75/44-1/.75-60/1524
51	2"	none		56240	TGB-2/51-1/1-48/1219	56241	TGB-2/51-1/1-60/1524
57	2.25"	9.5	0.375"	56245	TGB-2.25/57-1.5/.75-48/1219	56246	TGB-2.25/57-1.5/.75-60/1524
64	2.5"	6.4	0.250"	56250	TGB-2.5/64-1.5/1-48/1219	56251	TGB-2.5/64-1.5/1-60/1524
76	3"	none		56255	TGB-3/76-1.5/1.5-48/1219	56256	TGB-3/76-1.5/1.5-60/1524

### SEGMENTED TRANSFER PLATES REPLACEMENT PARTS

DESCRIPTION	ORDERING NUMBER	ITEM CODE
MOUNTING BRACKET	TG-MTG-BRKT RPL MNTG BRACKET	56600
MOUNTING BRACKET KIT	TGB-1.5-3.0-IN-GAP-MTNG-KIT	56644
MOUNTING KIT PARTS	TGB-1.5-3.0-VERT-SUPPT-BRKT-KT	56645
	TGB-1.5-3.0-ANGLE-BRKT-KT	56646
SUPPORT BARS	TG-BAR-24/610 RPL BAR	56601
	TG-BAR-36/914 RPL BAR	56602
	TG-BAR-42/1067 RPL BAR	56618
	TG-BAR-48/1219 RPL BAR	56603
	TG-BAR-60/1524 RPL BAR	56604
	TGB-EXT-ALUM-BAR-24/610	56639
	TGB-EXT-ALUM-BAR-36/914	56640
	TGB-EXT-ALUM-BAR-42/1067	56641
	TGB-EXT-ALUM-BAR-48/1219	56642
	TGB-EXT-ALUM-BAR-60/1524	56643
END SEGMENTS	TGB-SEG-CENTER-.75/19MM	56636
	TGB-SEG-CENTER-1/25MM	56637
	TGB-SEG-CENTER-1.5/38MM	56638
	TGB-SEG-END-2 2 INCH END SEG	56606
	TGB-SEG-END-3 3 INCH END SEG	56607
CENTER SEGMENTS	TGB-SEG-END-4 4 INCH END SEG	56608
	TGB-SEG-END-5 5 INCH END SEG	56609
	TGB-SEG-CENTER-2 2 IN CTR SEG	56611
	TGB-SEG-CENTER-3 3 IN CTR SEG	56612
CENTER SEGMENT – 5 PACK	TGB-SEG-CENTER-4 4 IN CTR SEG	56613
	TGB-SEG-CENTER-5 5 IN CTR SEG	56614
	TGB-SEG-CENTER-2-5PC 5 PCS	56619
	TGB-SEG-CENTER-3-5PC 5 PCS	56620
BRIDGE SEGMENT	TGB-SEG-CENTER-4-5PC 5 PCS	56621
	TGB-SEG-CENTER-5-5PC 5 PCS	56622
BRIDGE SEGMENT	TGB-BRIDGE SEG-CENTER	56628
	TGB-BRIDGE SEG-END	56629

### SEGMENTED TRANSFER PLATE MEASUREMENT, SELECTION AND INSTALLATION TOOLS

DESCRIPTION	ORDERING NUMBER	ITEM CODE
GAUGE KEYS	GAUGE KIT STP BRIDGE	56667
	GAUGE KIT STP 4IN-10IN	56668
	GAUGE KIT STP 1.5IN-3IN	56669
	GAUGE KEY STP MASTER SET	56707



□ Stock Items (non-shaded)

■ Made To Order Items (shaded) 12 week leadtime, minimum order may apply.



## Tatch-A-Cleat® General Cleat Information

### Cleat patterns

When choosing cleat installation patterns, you should give major consideration to the type of return support which is available or feasible.

Where conveyor pulley center distances are 5M (15 feet) or less, it is often possible to omit return rolls safely.

Where the curved or chevron pattern is used with standard return rolls, cleats

should be arranged so that they provide a set of continuous contacts between cleats and rolls. On drives using pulleys less than 150 mm (6") in diameter, curved or chevron patterns should not be used.

The ends of cleats mounted in a curved pattern should be tapered to lead smoothly onto return rolls.

### Suggested minimum cleat height for various sized materials and degrees of incline

This chart assumes that material being conveyed has a 30° natural angle of repose. For rounded or free-flowing materials with a natural angle of repose of less than 30°, use the cleat corresponding to the next higher material size. (For example, if your material is 100 mm (4") high, with a natural angle of repose of less than 30°, and your belt incline is 40°, you would use a 75 mm (3") cleat — that is, the cleat size corresponding to 125 mm (5") material.)

		Cleat Height											
Size of Material	mm		in.		mm		in.		mm		in.		
	200	8"	150	6"	150	6"	150	6"	150	6"	150	6"	150
175	7"	150	6"	150	6"	150	6"	150	6"	150	6"	150	6"
150	6"	100	4"	100	4"	100	4"	150	6"	150	6"	150	6"
125	5"	75	3"	75	3"	100	4"	150	6"	150	6"	150	6"
100	4"	50	2"	50	2"	75	3"	100	4"	100	4"	100	4"
75	3"	38	1½"	38	1½"	50	2"	75	3"	75	3"	75	3"
50	2"	75	1"	25	1"	38	1½"	50	2"	38	1½"	50	2"
25	1"	16	¾"	16	¾"	25	1"	38	1½"	38	1½"	38	1½"
13	½"	16	¾"	16	¾"	16	¾"	25	1"	25	1"	25	1"
		30°		40°		50°		60°					

Belt Incline

### Suggested cleat spacing

This chart assumes that material being conveyed has a 20° dynamic angle of repose (30° natural angle of repose) and that cleats are installed at a right angle to the belt edge. For more free-flowing material, use slightly closer cleat spacing.

		Cleat Spacing											
Cleat Height	mm		in.		mm		in.		mm		in.		
	150	6"	875	35"	700	28"	525	21"	394	15¾"			
100	4"	575	23"	463	18½"	338	13½"	263	10½"				
75	3"	425	17"	338	13½"	250	10"	200	8"				
50	2"	300	12"	213	8½"	157	6¼"	125	5"				
38	1½"	213	8½"	150	6"	125	5"	100	4"				
25	1"	138	5½"	107	4¼"	69	2¾"	63	2½"				
16	¾"	100	4"	69	2¾"	50	2"	44	1¾"				
		30°		40°		50°		60°					

Belt Incline

Type	Cleat Pattern	Return Rolls	Recommended
IN TROUGH		SPLIT ROLLS	Where Cleats are needed only to lock material in place on the conveyor.
STAGGERED		SQUIRREL CAGE	Where drain-off of liquids presented special problems.
ACROSS BELT WIDTH		SELF-CLEANING	Where incline is steep and/or material has high flowability – as with large, round or uniformly sized material.
CURVED		STANDARD RETURN ROLLS	Where increased load capacity is required with a given belt width, trough, and incline.
SPLIT		RUBBER-DISC	Where drain-off is a problem, and rubber disc-type rolls are available.
CHEVRON		STANDARD RETURN ROLLS	Where drain-off is a problem, and standard solid return rolls are used.



# Tatch-A-Cleat® Mechanical Cleats

## MODEL "L" CLEATS

10 CLEATS/CARTON – Min. Pulley 50 mm (2")  
Model "L" Cleats are 600 mm (24") long.

ORDERING NUMBER	ITEM CODE	WT. KGS.
<b>BLACK – PLATED FASTENER</b>		
L5/8-B	99500	3.3
L1-B	99504	4.2
L1-1/2-B	99508	5.1
L2-B	99512	6.4
L3-B	99516	8.3
<b>BLACK – 302 STAINLESS FASTENER</b>		
L5/8-BS	99501	3.3
L1-BS	99505	4.2
L1-1/2-BS	99509	4.2
L2-BS	99513	6.4
L3-BS	99517	8.3
<b>WHITE – PLATED FASTENER</b>		
L5/8-W	99502	3.3
L1-W	99506	4.2
L1-1/2-W	99510	5.6
L2-W	99514	6.6
L3-W	99518	8.8
<b>WHITE – 302 STAINLESS FASTENER</b>		
L5/8-WS	99503	3.3
L1-WS	99507	4.2
L1-1/2-WS	99511	5.6
L2-WS	99515	6.6
L3-WS	99519	8.8

### EXTRA FASTENER SETS

123/BAG #10-24 Machine Screws and Washers

ORDERING NUMBER	ITEM CODE	WT. KGS.
<b>PLATED</b>		
L1/2-F	99570	0.5
L5/8-F	99522	0.5
L3/4-F	99520	0.6
L1-F	99521	0.6
<b>STAINLESS</b>		
L1/2-FS	99571	0.5
L5/8-FS	99525	0.5
L3/4-FS	99523	0.6

## MODEL "HD" CLEATS

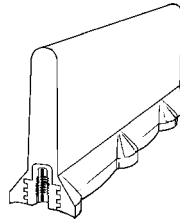
Model "HD" Cleats are 600 mm (24") long.

ORDERING NUMBER	ITEM CODE	WT. KGS.	CLEATS/CARTON	MIN. PULLEY	
				mm	in.
<b>WITH PLATED FASTENER</b>					
HD1	99531	5.2	10	75	3
HD2	99565	4.3	5	100	4
<b>WITH STAINLESS FASTENER</b>					
HD1S	99648	5.4	10	75	3

NOTE: HD2 Cleats may be purchased in bulk quantities. Contact Customer Service for details.

### EXTRA FASTENER SETS—TYPE AB

ORDERING NUMBER	ITEM CODE	WT. KGS.
<b>PLATED</b>		
HD1-F	99535	1.1
HD1-1/4-F	99536	1.3
<b>STAINLESS</b>		
HD1-FS	99529	1.2




NOTE: Model "L" Cleats are 600 mm (24") long.

1/2" screws are furnished "standard" and can be used on belts up to 8 mm (5/16") thick.

Inserts are on 50 mm (2") centers.

For belts 8 – 11 mm (5/16" – 7/16") use a 15.9 mm (5/8") screw.

For belts over 11 mm (7/16") use a 19.1 mm (3/4") screw.



NOTE: Econo-Cleats are 1200 mm (48") long. Ordering numbers followed by the letter T indicate cleat fasteners furnished with flat top nut (ECFT). Standard fasteners include hex nuts. (ECF).

## ECONO-CLEAT®

5 CLEATS/CARTON

Econo-Cleats are 1200 mm (48") long.

ORDERING NUMBER	ITEM CODE	WT. KGS.	MIN. PULLEY	
			mm	in.
<b>ECONO-CLEAT w/FASTENERS &amp; HEX NUTS (ECF, EC4F, EC6F)</b>				
EC1-1/4	99576	5.7	75	3
EC2	99578	7.0	75	3
EC3	99580	10.0	75	3
EC4	99582	15.0	100	4
EC6*	99586	12.8	150	6
<b>ECONO-CLEAT w/FASTENERS &amp; FLAT TOP NUTS (ECFT, EC4FT)</b>				
EC1-1/4-T	99577	5.7	75	3
EC2-T	99579	7.0	75	3
EC3-T	99581	10.0	75	3
EC4-T	99583	15.0	100	4

\*Two 1200 mm (48") Cleats/Carton

## ECONOMY CARTON

4 M (12 FT.) LENGTHS w/NO FASTENERS -9 FASTENER SETS PER M REQUIRED (3 FASTENER SETS PER FOOT REQUIRED)

ORDERING NUMBER	ITEM CODE	WT. KGS.	CTN.		MIN. PULLEY	
			M	FT.	mm	in.
			EC1-1/4-C	99597		
EC2-C	99598	56.7	55	180	75	3
EC3-C	99599	55.8	37	120	75	3
EC4-C	99601	54.9	22	72	100	4
EC6-C	99600	57.2	11	36	150	6

## EXTRA FASTENER SETS

61/BAG

ORDERING NUMBER	ITEM CODE	WT. KGS.	SIZE
<b>FASTENERS FOR 32, 50, &amp; 75 mm (1-1/4", 2" &amp; 3") CLEATS</b>			
ECF	99589	1.3	7 mm x 32 mm 1/4" x 1-1/4"
ECFS	99593	1.3	
ECFT	99590	1.0	
<b>FASTENERS FOR 100 mm (4") CLEATS</b>			
EC4F	99591	1.5	32 mm x 44 mm 1-1/4" x 1-3/4"
EC4FT	99592	1.0	
<b>FASTENERS FOR 150 mm (6") CLEATS</b>			
EC6F*	99594	0.9	32 mm x 50 mm 1-1/4" x 2"

\*33/Bag

□ Stock Items (non-shaded)

■ Made To Order Items (shaded) 12 week leadtime, minimum order may apply.

# Tatch-A-Cleat® Mechanical Cleats

## TATCH-A-LUG®

Min. Pulley 50 mm (2")

DESCRIPTION	ORDERING NUMBER	ITEM CODE	WT. KGS.
(25 LUGS/CARTON)	LG1-1/2	99541	0.8
	LG2	99543	0.9
(26 EACH) Extra Fastener Sets – Plated	LG3/4-F	99546	0.1
	LG3/4-FS	99547	0.1
Economy Carton (100 LUGS)	LG1-1/2-C	99542	3.0
	LG2-C	99544	3.2



Please apply BCP discounts for all maintenance and installation tools found in this handbook.

## TATCH-A-PEG®

Min. Pulley 50 mm (2")

DESCRIPTION	ORDERING NUMBER	ITEM CODE	WT. KGS.
(100 PEGS/CARTON)	PG2	99539	2.0
	PG3	99537	3.1
Extra Fastener Sets – Plated (100 / bag)	P1/2-F	99548	0.4
	P3/4-F	99538	0.5

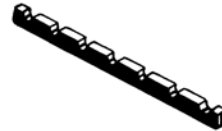


## EXTRA WASHERS

FOR CLEAT:	ORDERING NUMBER	ITEM CODE	WT. KGS.	DIA.
Econo-Cleat®	CW25/100	99690	.1	6 mm (1/4")
Tatch-A-Lug®, Model "L" Tatch-A-Peg®	CW1024	99626	.1	5 mm (13/64")
BULK WASHERS				
Tatch-A-Lug®, Model "L" Tatch-A-Peg®	CWS1024	99627	1.0	5 mm (13/64")

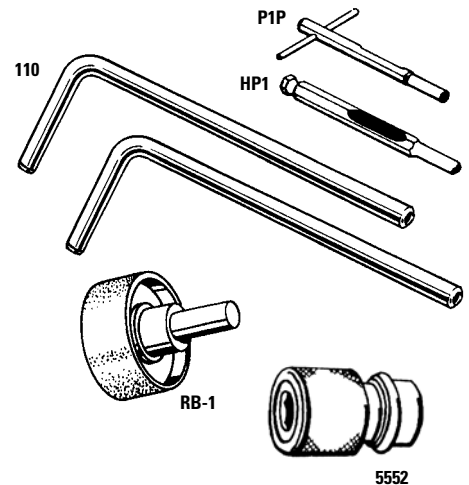
## TATCH-A-GUIDE®

DESCRIPTION	LENGTH		ORDERING NUMBER	ITEM CODE	WT. KGS.	MIN. PULLEY	
	mm	in.				mm	in.
Plated (10/CTN.)	200	8"	A10	99551	0.5	100	4
	200	8"	B10	99553	0.6	150	6
	235	9 1/4"	C10	99555	1.5	200	8
Stainless	200	8"	A10S	99552	0.5	100	4
	200	8"	B10S	99554	0.6	150	6
	235	9 1/4"	C10S	99556	1.5	200	8
Extra Fasteners Sets (31/BAG)	Plated	– Size A	G1/2-F	99560	0.05		
		– Size B	G5/8-F	99566	0.05		
		– Size C	G3/4-F	99572	0.1		
	Stainless	– Size A	G1/2-FS	99563	0.05		
		– Size B	G5/8-FS	99569	0.05		
		– Size C	G3/4-FS	99573	0.1		



## INSTALLATION TOOLS

DESCRIPTION	ORDERING NUMBER	FOR CLEAT TYPE:	DIA.	ITEM CODE	WT. KGS.
Flexco® Belt Punches	P1P	Model L, Econo-Cleat®, Tatch-A-Lug®, Tatch-A-Peg®, & Tatch-A-Guide®	6 mm (1/4")	30460	0.05
	P3P	Model HD	10 mm (3/8")	30462	0.1
Flexco® Power Punches	HP1	Model L, Econo-Cleat®, Tatch-A-Lug®, Tatch-A-Peg®, & Tatch-A-Guide®	6 mm (1/4")	30463	0.1
	HP3	Model HD	10 mm (3/8")	30465	0.1
Flexco® Bolt Breaker (Two per Package)	110			30474	0.5
Quick Change Chuck	5552			30481	0.2
Alligator® Belt Grinder	RB-1			30867	0.3



- Stock Items (non-shaded)
- Made To Order Items (shaded) 12 week leadtime, minimum order may apply.

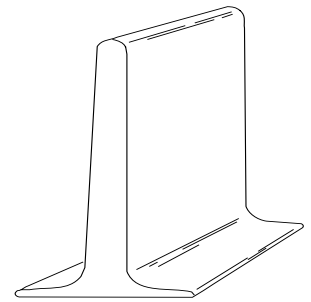
# Tatch-A-Cleat® Mechanical Cleats

## RUBBER BONDABLE

### T CLEATS

**BUFFED - STANDARD PACK** 3M (10') LENGTHS - NITRILE 60 DURO - 680 kg. (1500 lb.) TENSILE

WHITE		BLACK		WT./M	MIN. ORDER QTY.	HEIGHT		BASE WIDTH		THICKNESS		MIN. PULLEY DIAMETER	
ORDERING NUMBER	ITEM CODE	ORDERING NUMBER	ITEM CODE			mm	in.	mm	in.	mm	in.	mm	in.
T-3/4WNIB	99966	T-1BNIB	99983	.12	30M/100'	19	3/4"	53	2 1/8"	6	.250"	150	6"
T-1WNIB	99967			30M/100'	25	1"	53	2 1/8"	6	.250"	150	6"	
T-1-1/2WNIB	99968	T-1-1/2BNIB	99984	.17	30M/100'	38	1 1/2"	53	2 1/8"	6	.250"	150	6"
T-2WNIB	99969	T-2BNIB	99985	.19	30M/100'	50	2"	53	2 1/8"	6	.250"	150	6"
T-3WNIB	99987	T-3BNIB	99987	.37	30M/100'	75	3"	53	2 1/8"	9	.375"	150	6"



T CLEAT

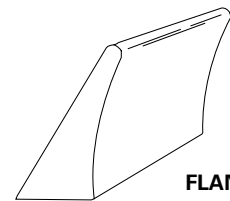
**UNBUFFED - STANDARD PACK** 10' LENGTHS - NITRILE 60 DURO - 1500 lb. TENSILE

T-1/2WNI	99818			.08	30M/100'	13	1/2"	25	1"	6	.250"	100	4"
T-3/4WNI	99800			.12	30M/100'	19	3/4"	53	2 1/8"	6	.250"	150	6"

### FLANGES

15.2 M (50') LENGTHS - NEOPRENE 45 DURO - 544.3 kg. (1200 lb.) TENSILE, 600% ELONGATION - BLACK ONLY

WHITE		WT./M.	QTY./CTN.		HEIGHT		BASE WIDTH		MIN. PULLEY DIA.				
ORDERING NUMBER	ITEM CODE		M	FT	mm	in.	mm	in.	FLANGE		CLEAT		
								mm	in.	mm	in.	mm	in.
FL1BNE	99860	.07	15	50'	25	1"	19	3/4"	150	6"	100	4"	
FL1-1/2BNE	99861	.15	15	50'	38	1 1/2"	25	1"	200	8"	125	5"	



FLANGE

**Made To Order Items**  
Allow 10-12 weeks for delivery.  
Minimum order may apply.

### V-GUIDE BUFFED

**STANDARD PACK** 30.5 M (100') LENGTHS - NEOPRENE 60 DURO - 680.4 kg. (1500 lb.) TENSILE

WHITE		BLACK		WT./M.	QUANTITY CTN./REEL		SIZE	W1		W2		HEIGHT		MIN. PULLEY DIAMETER	
ORDERING NUMBER	ITEM CODE	ORDERING NUMBER	ITEM CODE		M	FT		mm	in.	mm	in.	mm	in.	mm	in.
AVGWNEB	99832	AVGBNEB	99996	.03	30	100'	A	13	1/2"	8	5/16"	8	5/16"	100	4"
		BVGBNEB	99844	.05	30	100'	B	16	5/8"	11	7/16"	11	7/16"	150	6"
OVGWNEB-500	99287	OVGBNEB-500	99301	.02	152	500'	O	9	3/8"	6	1/4"	6	1/4"	50	2"
BVGWNEB-500	99288	BVGBNEB-500	99302	.03	152	500'	A	13	1/2"	8	5/16"	8	5/16"	100	4"
BVGWNEB-500	99289	BVGBNEB-500	99303	.05	152	500'	B	16	5/8"	11	7/16"	11	7/16"	150	6"
CVGWNEB-300	99290	CVGBNEB-300	99304	.08	91	300'	C	22	7/8"	13	17/32"	13	17/32"	200	8"

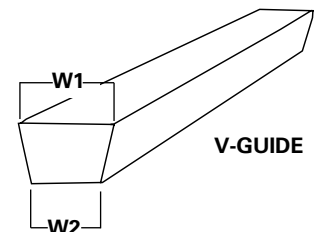
\*White V-guides shipped in 2 pieces on one reel.

### V-GUIDE UNBUFFED

**STANDARD PACK** 30.5 M (100') LENGTHS - NEOPRENE 60 DURO - 680.4 kg. (1500 lb.) TENSILE

WHITE		BLACK		WT./M.	QUANTITY CTN./REEL		SIZE	W1		W2		HEIGHT		MIN. PULLEY DIAMETER	
ORDERING NUMBER	ITEM CODE	ORDERING NUMBER	ITEM CODE		M	FT		mm	in.	mm	in.	mm	in.	mm	in.
		AVGBNE	99855	.03	30	100'	A	13	1/2"	8	5/16"	8	5/16"	100	4"
OVGWNE-500	99280			.02	152	500'	O	9	3/8"	6	1/4"	6	1/4"	50	2"
BVGWNE-500	99281	AVGBNE-500	99295	.03	152	500'	A	13	1/2"	8	5/16"	8	5/16"	100	4"
BVGWNE-500	99282	BVGBNE-500	99296	.05	152	500'	B	16	5/8"	11	7/16"	11	7/16"	150	6"
CVGWNE-300	99283	CVGBNE-300	99297	.08	91	300'	C	22	7/8"	13	17/32"	13	17/32"	200	8"

\*White V-guides shipped in 2 pieces on one reel.



V-GUIDE

### BONDABLE CLEAT – TEMPERATURE SERVICE RANGE

FOR CLEAT TYPE:	TEMPERATURE RANGE
<b>RUBBER BONDABLE</b>	
T-Cleat, Scoop Cleats	-40°C to +82°C (-40°F to +180°F)
V-Guides	-40°C to +98°C (-40°F to +210°F)
<b>PVC BONDABLE</b>	
T-Cleat, Scoop Cleats, V-Guides	-28°C to +65°C (-20°F to +150°F)


**NOTE:** One reel or carton minimum per size and color.

**Non Listed Items** are available.

Request quote for price and delivery.

**NOTE:** Customized Profiles and Formulations can be quoted.

**NOTE:** Allow for greater pulley diameters if system has reverse bends.



## How Flexco® Bolt Hinged Fasteners Work

Flexco® Bolt Hinged fasteners provide a flexible joint for belts operating over small pulleys. Because the joint is easily separated by simply removing the hinge pin, entire belt sections may be added or eliminated.

Designed as a compression fastener, the Flexco® Bolt Hinged model is fastened to the belt ends with high strength bolts. The bolts

compress the plates into the belt cover. Additional holding capability is provided by the fastener teeth that imbed in the belt without damage to the belt carcass.

This combination distributes the splice tension across the entire plate width while the teeth secure the fastener into the belt carcass to resist pull-out.

Applications	Installation Method	What You Need for Installation
<ul style="list-style-type: none"> <li>• Construction Equipment</li> <li>• Road Machinery</li> <li>• Coal, Salt, Potash Mines</li> <li>• Stacking and Stockpiling Belts</li> <li>• Other Applications Involving Smaller Pulleys</li> </ul>	Fasteners can be installed in the shop or on-site with either simple hand tools or power tools.	<ul style="list-style-type: none"> <li>• Fastener Plates</li> <li>• Bolts &amp; Nuts</li> <li>• Templet</li> <li>• Belt Punch</li> <li>• Wrench</li> <li>• Bolt Horn</li> <li>• Flexco Installation Tool</li> <li>• Impact Tool or Carpenter's Brace</li> </ul>
How to Specify the Correct Flexco® Bolt Hinged Fastener	Fastener Metal Selection	Hinge Pin Selection
<ol style="list-style-type: none"> <li>1. Determine Belt Tension (kN/m, PIW).</li> <li>2. Measure your Belt Thickness after skive.</li> <li>3. Measure the Diameter of the Smallest Pulley in your Drive with Belt Wrap more than 90°.</li> <li>4. Choose the fastener size that is appropriate for your specifications in the selection chart below.</li> </ol>	<p><b>Steel.</b> For most applications, plated steel is recommended.</p> <p><b>Stainless Steel.</b> Type 316 Stainless Steel provides extra resistance to abrasion, magnetic attraction, and corrosion from acids and chemicals.</p>	<p><b>NC Nylon Covered Steel Cable</b> - for use with steel fasteners, flat or troughed belts.</p> <p><b>NCS Nylon Covered Stainless Steel Cable</b> - for applications with stainless fasteners, flat or troughed belts.</p>

### Flexco® Bolt Hinged Fastener Selection Chart

Fastener Size	Fastener Rating		Belt Thickness Range		Recommended Min. Pulley Diameter			
	For Belt Tension Rating Up To:	For Belt Strength Up To:	Measured After Skive		Operating Tension 75-100% of Fastener Rating		Operating Tension Under 75% of Fastener Rating	
	kN/m	P.I.W.	mm	in.	mm	in.	mm	in.
375X	330	190	6-11	1/4-13/32	152	6	102	4
550	520	300	6-16	1/4-5/8	230	9	175	7

# Flexco® Bolt Hinged Fasteners



## FASTENERS

**NOTE:**

In most cases, fastener strip length is not equal to belt width. Order by belt width.

**Exclusive Piloted Bolt Design Simplifies Installation:**

The new piloted bolt is currently being phased in to replace standard bolt designs.

To order the new piloted bolts as they become available, use standard bolt ordering numbers.

**STEEL**

("J" CARTON – Continuous Strip w/Steel Nuts & Bolts)

**STAINLESS 300 SERIES**

("J" CARTON – Continuous Strip w/ Stainless Nuts & Bolts)

**EVERDUR**

("J" CARTON – Continuous Strip w/Stainless Nuts & Bolts)

For 375X	BELT WIDTH		ORDERING NUMBER	ITEM CODE	WT. KGS.	ORDERING NUMBER	ITEM CODE	WT. KGS.	ORDERING NUMBER	ITEM CODE	WT. KGS.
	mm	in.	NC STEEL JOINT WITH NYLON COVERED STEEL CABLE			NCS STAINLESS JOINT WITH NYLON COVERED STAINLESS CABLE			NB EVERDUR JOINT WITH NYLON COVERED STAINLESS CABLE		
	300	12"	375XJ12NC	40000	1.0						
450	18"	375XJ18NC	40003	1.5							
600	24"	375XJ24NC	40005	1.8							
750	30"	375XJ30NC	40007	2.3	375XSJ30NCS	40037	2.4				
900	36"	375XJ36NC	40008	2.9	375XSJ36NCS	40038	2.9				
1200	48"	375XJ48NC	40010	3.8	375XSJ48NCS	40040	3.8				
1500	60"							375XEJ60NB	39988	5.0	

**STEEL**

("J" CARTON – Continuous Strip w/Steel Nuts & Bolts)

550	BELT WIDTH		ORDERING NUMBER	ITEM CODE	ORDERING NUMBER	ITEM CODE
	mm	in.	NC STEEL JOINT WITH NYLON COVERED STEEL CABLE		NCS STAINLESS JOINT WITH NYLON COVERED STAINLESS CABLE	
	<b>CARTON – One Complete Joint</b>					
450	18"	550J18NC	40138			
600	24"	550J24NC	40047			
750	30"	550J30NC	40049			
900	36"	550J36NC	40050	550SJ36NCS	40167	
1050	42"	550J42NC	40051			
1200	48"	550J48NC	40052	550SJ48NCS	40169	
1500	60"	550J60NC	40054			

## HINGE PINS


EACH (ONE PIN)

For 375X or 550	BELT WIDTH		ORDERING NUMBER	ITEM CODE	WT. KGS.	ORDERING NUMBER	ITEM CODE	WT. KGS.
	mm	in.	NC NYLON COVERED STEEL CABLE 6.35 mm (1/4" dia.)			NCS NYLON COVERED STAINLESS CABLE* 6.35 mm (1/4" dia.)		
	450	18"	NC-450-1	37048	0.3			
600	24"	NC-600-1	37050	0.3				
750	30"	NC-750-1	37053	0.4				
900	36"	NC-900-1	37055	0.5	NCS-900-1	37079	0.5	
1050	42"	NC-1050-1	37057	0.6				
1200	48"	NC-1200-1	37058	0.7	NCS-1200-1	37082	0.7	
<b>30M (100 FT) COILS</b>					<b>30M (100 FT) COILS</b>			
BULK		NC-C	39740	1.8	NCS-C	39817	1.8	

**"J" CARTON**

CARTON CONTENTS:

- 2 Strips of fastener
- 2 Pieces Filler Tubing
- 1 Hinge Pin
- 1 Gauge Pin
- 2 Hinge Pin Washers
- Required amount of nuts and bolts
- Required amount of clips for Individual Plate "J" Cartons



□ Stock Items (non-shaded)

■ Made To Order Items (shaded) 12 week leadtime, minimum order may apply.



# Flexco® Bolt Hinged Fasteners

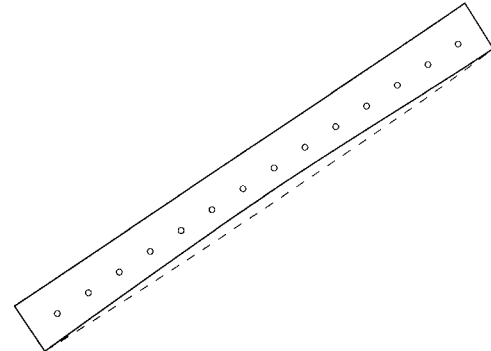
## INSTALLATION TOOLS

Please apply BCP discounts for all maintenance and installation tools found in this handbook.

### CURVED TEMPLETS

BELT WIDTH		ORDERING NUMBER	ITEM CODE	ORDERING NUMBER	ITEM CODE
mm	in.	375X		550	
600	24"	375X-24	30818		
900	36"	375X-36	30821	536	30806
1200	48"	375X-48	30823	548	30808

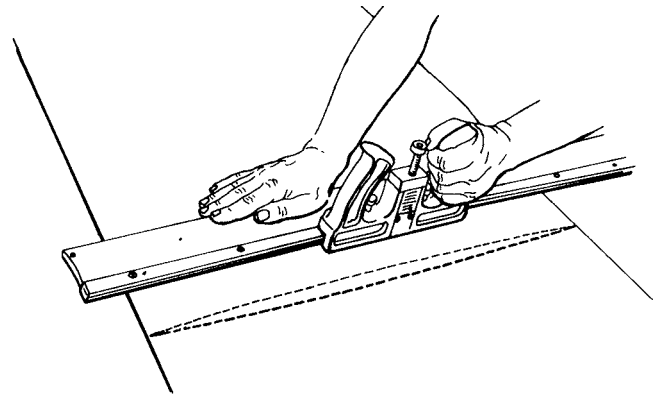
**NOTE:** All templets up to and including 1800 mm (72") are curved. For belt widths over 1800 mm (72"), straight templet supplied.



### CURVED BELT CUTTERS

DESCRIPTION	BELT WIDTH		ORDERING NUMBER	ITEM CODE	WT. KGS.
	mm	in.			
Cutter Complete	750	30"	400430	30914	6.4
	900	36"	400436	30915	7.3
	1050	42"	400442	30916	8.6
	1200	48"	400448	30917	8.6
	1500	60"	400460	30918	10.4
Cutter Base Only	750	30"	430	30950	2.4
	900	36"	436	30951	2.8
	1050	42"	442	30952	3.2
	1200	48"	448	30953	3.6
	1500	60"	460	30954	4.4
Cutter Head Only			400	30919	2.3
Cutter Blade			30023	30909	0.1
Cutter Blade (Long)			30023L	30913	0.1
Nails for Cutter Base (142 per package)			6D	30436	0.5

**NOTE:** Belt widths over 1800 mm (72") require straight cutters. Please refer to Page 86 for 300 series straight cutters.




### EXTRA BOLTS & NUTS

100 PER BOX - BOLT DIMENSION IS 6.35 mm X 42.9 mm (1/4" X 1-11/16")

FOR FASTENER NUMBER	ORDERING NUMBER/ ITEM CODE	WT. KGS.	FOR FASTENER NUMBER	ORDERING NUMBER/ ITEM CODE	WT. KGS.
<b>BOLTS-STEEL</b>			<b>NUTS-STEEL-UNSLOTTED NUTS</b>		
375X	20398	1.0	375X/550	20380	0.4
550	20399	1.1			

#### Exclusive Piloted Bolt Design Simplifies Installation:


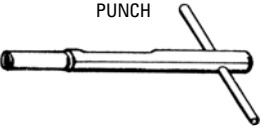







The new piloted bolt is currently being phased in to replace standard bolt designs. To order the new piloted bolts as they become available, use standard bolt ordering numbers.



## INSTALLATION TOOLS

Please apply BCP discounts for all maintenance and installation tools found in this handbook.


### HAND & POWER TOOLS

	DESCRIPTION	FOR FASTENER NUMBER	ORDERING NUMBER	ITEM CODE	WT. KGS.
<b>HAND TOOLS</b>	BOLT BREAKER (Two Per Package) 	375X & 550	110	30474	0.5
	PUNCH 	375X & 550	P1P	30460	0.05
	BORING BIT 	375X & 550	B1B	30468	0.05
	WRENCH 	375X & 550	100* S1S**	30445 30442	0.1 0.1
<b>POWER TOOLS</b>	POWER PUNCH 	375X & 550	HP1	30463	0.1
	POWER BORING BIT 	375X & 550	HB1	30471	0.05
	POWER WRENCH 	375X & 550	H100* HW1**	30446 30447	0.1 0.1
	QUICK CHANGE CHUCK 	375X & 550	5552	30481	0.2
			SLP5	30933	0.6

\* For use with Steel No. 375X or Steel No. 550 nuts.

\*\* For use with Stainless No. 375X or Stainless No. 550 slotted nuts only.

 Stock Items (non-shaded)

 Made To Order Items (shaded) 12 week leadtime, minimum order may apply.





## How Flexco® Rivet Hinged Fasteners Work

Designed for synthetic carcass belting as well as other styles of belt, Flexco® SR™ (Self-Setting Rivet) Fasteners utilize multiple rivet attachment. This provides maximum resistance to pull-out and allows the patented rivets to work between the carcass fibers without severing them, leaving the entire belt carcass intact. It does not rely solely upon the carcass material to resist pull-out.

Because the rivets are self-setting, fasteners are installed quickly from the top side of the

belt. Rivets are driven through the fastener plates and through the belt, passing between the carcass fibers. The specially-shaped head of each pilot nail works in conjunction with the applicator tool's anvil plate to set the rivets.

The same hammer blows that set the rivets also compress the fastener plates into the belt cover. The broad width and heavy gauge of the plates give extended wear life. These plates compress uniformly and are specially coined so there are no high spots or edges to hang up.

Applications	Installation Method	What You Need for Installation
<ul style="list-style-type: none"> <li>Underground Mining</li> <li>Asphalt Plants</li> <li>Aggregate and Ready-mix Plants</li> <li>Log Belts and Similar Applications</li> </ul>	Fastener installed with portable fixture and hammer. Fasteners are installed in one simple procedure with self-setting rivets.	<ul style="list-style-type: none"> <li>Fastener</li> <li>Rivets</li> <li>Hinge Pin</li> <li>Flexco Installation Tool</li> <li>Hammer</li> </ul>
How to Specify the Correct Flexco® Rivet Hinged Fastener	Fastener Metal Selection	Hinge Pin Selection
<ol style="list-style-type: none"> <li>Determine Belt Tension (kN/m, PIW).</li> <li>Measure your Belt Thickness after skive.</li> <li>Measure the Diameter of the Smallest Pulley in your Drive with Belt Wrap more than 90°.</li> <li>Choose the fastener size that is appropriate for your specifications in the selection chart below.</li> </ol>	<p><b>Steel.</b> For most applications, plated steel is recommended.</p> <p><b>Stainless Steel.</b> Type 316 Stainless Steel provides extra resistance to abrasion, magnetic attraction and corrosion from acids and chemicals.</p> <p><b>RustAlloy®.</b> Resists corrosion due to mine water or other chemical attack.</p> <p><b>MegAlloy®.</b> For superior resistance to wear and abrasion.</p>	<p><b>AC Bare Armored Cable</b> - for extendable conveyors.</p> <p><b>ACS Bare Armored Stainless Cable</b> - for extendable conveyors.</p> <p><b>NAC Nylon Covered Armored Cable</b> - right for many applications, long service life.</p> <p><b>NC Nylon Covered Steel Cable</b> - for use with steel fasteners, flat or troughed belts.</p> <p><b>NCS Nylon Covered Stainless Steel Cable</b> - for applications with stainless fasteners, flat or troughed belts.</p> <p><b>SSC Bare Stainless Steel Cable</b> - for corrosion resistance, flat belts.</p>

### Flexco® Rivet Hinged Fastener Selection Chart

Fastener Size	Fastener Rating		Belt Thickness Range		Recommended Min. Pulley Diameter			
	For Belt Tension Rating Up To:	For Belt Strength Up To:	Measured After Skive		Operating Tension 75-100% of Fastener Rating		Operating Tension Under 75% of Fastener Rating	
	kN/m	P.I.W.	mm	in.	mm	in.	mm	in.
R2	600	330	3-10	1/8-3/8	127	5	127	5
R5	790	450	6-11	7/32-7/16	230	9	175	7
R5-1/2	1140	650	8-15	5/16-19/32	300	12	250	10
R6	1400	800	10.5-17	13/32-11/16	450	18	400	16
R6LP	1400	800	8-18	5/16-23/32	450	18	400	16
R8	2630	1500	10.5-17	13/32-11/16	450	18	400	16
R9	3500	2000	16-25.5	5/8-1	1050	42	1050	42



# Flexco® R2 Medium-Duty Rivet Hinged Belt Fasteners



## FASTENERS

Order each component separately for a complete splice:  
Fastener Strip + Rivets + Hinge Pin

		STEEL (Continuous Strip)				
		BELT WIDTH	ORDERING NUMBER	ITEM CODE	WT. KGS.	
<b>For R2</b>		mm	in.	J Carton (Two Fastener Strips, Rivets, NC pin)		
		450	18"	R2J18ANC/450	41681	0.4
		600	24"	R2J24ANC/600	41682	0.5
		750	30"	R2J30ANC/750	41683	0.6
		900	36"	R2J36ANC/900	41684	0.7
		1050	42"	R2J42ANC/1050	41685	2.1
		1200	48"	R2J48ANC/1200	41686	1.1
		450	18"	R2J18BNC/450	41695	0.4
		600	24"	R2J24BNC/600	41696	0.5
		750	30"	R2J30BNC/750	41697	0.6
		900	36"	R2J36BNC/900	41698	0.7
		1050	42"	R2J42BNC/1050	41699	1.0
	1200	48"	R2J48BNC/1200	41700	1.1	
		STAINLESS 300 SERIES				
		mm	in.	J Carton (Two Fastener Strips, Rivets, NC pin)		
		1200	48"	R2SJ48ASNCs/1200	41693	1.1
		1200	48"	R2SJ48BSNCs/1200	41707	1.1

### NOTE:

In most cases, fastener strip length is not equal to belt width.  
Order by belt width.

**Made To Order Items** (shaded) allow one week for production. In most cases, the next standard stock item can be adapted to meet your requirements.



**RIVET BUCKET**  
(Contains 2000 Rivets)

## R2T APPLICATOR TOOL

Use with SR-50 single Rivet Driver

TOOL SIZE		ORDERING NUMBER	ITEM CODE	WT. KGS.
mm	in.			
300	12"	R2T	40455	3.0
REPLACEMENT PARTS				
Gauge Pin Guide		SR26	40479	0.02
Anvil Insert (14/Bag)		R2T-AI	40469	0.03

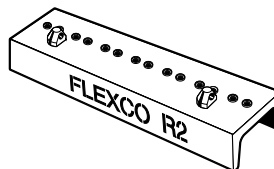
## SINGLE RIVET DRIVER TOOL

DESCRIPTION	ORDERING NUMBER	ITEM CODE	WT. KGS.
Driver Tool Complete	SR-50	40510	0.4
Drive Rod	SR5-7	40517	0.1

## RIVET SET\*

ORDERING NUMBER	ITEM CODE	WT. KGS.
R5S	40348	0.9

\*If no SRTA Application Tool is available, fasteners may be installed with an R5S Flexco Rivet Set.



## RIVETS



Self-setting, pre-assembled with pilot nails

### STEEL

ORDERING NUMBER	ITEM CODE	BOX QTY.	WT. LBS.
BOX (100 Rivets)			
SRAA-100	40509	100	.9
SRA-100	40539	100	1.0
SRB-100	40540	100	1.1
BOX (250 Rivets)			
SRAA	40508	250	2.1
SRA	40527	250	2.3
SRB	40528	250	2.5
BUCKET (2000 Rivets)			
SRAA-2M	40424	2000	16.1
SRA-2M	41190	2000	16.6
SRB-2M	41191	2000	18.1
BUCKET WITH WASHERS			
BUCKET (2000 Rivets)			
SRAA-W-2M	40315	2000	16.1
SRA-W-2M	40316	2000	16.6
SRB-W-2M	40318	2000	18.1

### STAINLESS (TYPE 430)

ORDERING NUMBER	ITEM CODE	BOX QTY.	WT. LBS.
BOX (250 Rivets)			
SRAA-S	40468	250	2.1
SRA-S	40542	250	2.3
SRB-S	40543	250	2.5
BUCKET (2000 Rivets)			
SRAA-S-2M	40762	2000	16.6
SRA-S-2M	41200	2000	17.1
SRB-S-2M	41201	2000	18.9
BUCKET WITH WASHERS			
BUCKET (2000 Rivets)			
SRAA-S-W-2M	40319	2000	16.6
SRA-S-W-2M	40317	2000	17.1
SRB-S-W-2M	40320	2000	18.9

### EVERDUR

ORDERING NUMBER	ITEM CODE	BOX QTY.	WT. LBS.
BOX (250 Rivets)			
SRAA-E	40550	250	2.1
SRA-E	40551	250	2.3
SRB-E	40552	250	2.5
Boxes with Washers			
Boxes (250 Rivets)			
SRAA-E-W	40553	250	2.1
SRA-E-W	40554	250	2.3
SRB-E-W	40555	250	2.5

NOTE: For use in non-magnetic applications with R2 and R5 stainless strips.

## FLEXCO® R2 RIVET SELECTION CHART

FASTENER SIZE	BELT THICKNESS RANGE MEASURED AFTER SKIVE		RIVET SIZE
	in.	mm	
R2	1/8-7/32"	3-6	SRAA
	3/16-5/16"	4-8	SRA
	9/32-3/8"	7-10	SRB

## Rivets Required For One R2 Joint

BELT WIDTH		RIVET REQUIRED
in.	mm	
12	300	24
18	450	40
24	600	52
30	750	64
36	900	80
42	1050	92
48	1200	108
54	1350	120
60	1500	136

NOTE: For hinge pins and retaining washers for R2 see page 82.

NOTE: For Multiple Rivet (MSRT) and Single Rivet (SRTA) Applicator Tools see pages 85 & 86.



PRODUCT HANDBOOK

Stock Items (non-shaded)

Made To Order Items (shaded) 12 week leadtime, minimum order may apply.



# Flexco® SR™ Scalloped Edge™ Rivet Hinged Fasteners

**NOTE:**

In most cases, fastener strip length is not equal to belt width. Order by belt width.

## FASTENERS

Order each component separately for a complete splice: Fastener Strip + Rivets + Hinge Pin

### STEEL (Continuous Strip)

For R5	BELT WIDTH		ORDERING NUMBER	ITEM CODE	WT. KGS.
	mm	in.	PACKAGE (Two Fastener Strips)		
	450	18"	R5-SE-18/450	41314	1.2
600	24"	R5-SE-24/600	41315	1.5	
750	30"	R5-SE-30/750	41276	1.9	
900	36"	R5-SE-36/900	41277	2.3	
1050	42"	R5-SE-42/1050	41278	2.7	
1200	48"	R5-SE-48/1200	41279	3.1	
1350	54"	R5-SE-54/1350	41296	3.4	
1500	60"	R5-SE-60/1500	41298	3.9	
1800	72"	R5-SE-72/1800	41316	4.7	

### STAINLESS TYPE 316 (Continuous Strip)

For R5	BELT WIDTH		ORDERING NUMBER	ITEM CODE	WT. KGS.
	mm	in.	PACKAGE (Two Fastener Strips)		
	600	24"	R5S-SE-24/600	41327	1.5
900	36"	R5S-SE-36/900	41290	2.3	
1050	42"	R5S-SE-42/1050	41291	0.5	
1200	48"	R5S-SE-48/1200	41292	3.1	
1500	60"	R5S-SE-60/1500	41294	3.9	
1800	72"	R5S-SE-72/1800	41581	3.7	

### RUSTALLOY® (Continuous Strip)\*

For R5	BELT WIDTH		ORDERING NUMBER	ITEM CODE	WT. KGS.
	mm	in.	PACKAGE (Two Fastener Strips)		
	1050	42"	RAR5-SE-42/1050	41285	2.7
1200	48"	RAR5-SE-48/1200	41286	3.1	

### MEGALLOY® (4 Plate Strips. 10 Strip Per Box)

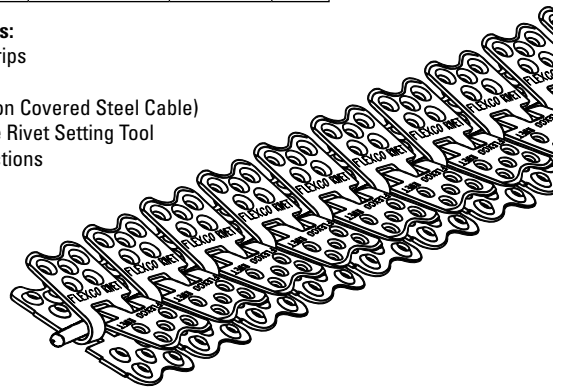
For R5	ORDERING NUMBER		ITEM CODE	WT. KGS.	
	R5MA-SE		41067	2.1	
	Plates Required for one R5MA Joint				
	BELT WIDTH		PLATES REQUIRED	BELT WIDTH	PLATES REQUIRED
	mm	in.		mm	in.
450	18"	20	1200	48"	54
600	24"	26	1350	54"	60
750	30"	32	1500	60"	68
900	36"	40	1800	72"	82
1050	42"	46			

### STEEL "J" CARTONS

For R5	BELT WIDTH		ORDERING NUMBER	ITEM CODE	WT. KGS.
	mm	in.	"J" Cartons		
	450	18"	R5J-SE-450NC	41421	0.7
600	24"	R5J-SE-600NC	41423	1.0	
750	30"	R5J-SE-750NC	41424	1.2	
900	36"	R5J-SE-900NC	41425	1.5	
1050	42"	R5J-SE-1050NC	41426	1.6	
1200	48"	R5J-SE-1200NC	41427	2.0	

**"J" Carton Contents:**

- R5-SE Fastener Strips
- Steel Rivets
- NC Hinge Pin (Nylon Covered Steel Cable)
- R5J-RS disposable Rivet Setting Tool
- Installation Instructions



### STEEL (Continuous Strip)

For R5-1/2	BELT WIDTH		ORDERING NUMBER	ITEM CODE	WT. KGS.
	mm	in.	PACKAGE (Two Fastener Strips)		
	900	36"	R5-1/2-SE-36/900	41513	3.5
1050	42"	R5-1/2-SE-42/1050	41509	4.0	
1200	48"	R5-1/2-SE-48/1200	41510	4.5	
1500	60"	R5-1/2-SE-60/1500	41511	5.7	
1800	72"	R5-1/2-SE-72/1800	41512	7.0	

### RUSTALLOY® (Continuous Strip)\*

For R5-1/2	BELT WIDTH		ORDERING NUMBER	ITEM CODE	WT. KGS.
	mm	in.	PACKAGE (Two Fastener Strips)		
	900	36"	RAR5-1/2-SE-36/900	41351	3.4
1050	42"	RAR5-1/2-SE-42/1050	41391	4.0	
1200	48"	RAR5-1/2-SE-48/1200	41319	4.6	
1500	60"	RAR5-1/2-SE-60/1500	41394	5.7	

**\* 400 SERIES STAINLESS**

- Stock Items (non-shaded)
- Made To Order Items (shaded) 12 week leadtime, minimum order may apply.

# Flexco® SR™ Scalloped Edge™ Rivet Hinged Fasteners



## FASTENERS

Order each component separately for a complete splice: Fastener Strip + Rivets + Hinge Pin

### NOTE:

In most cases, fastener strip length is not equal to belt width. Order by belt width.

### STEEL (Continuous Strip)

For R6	BELT WIDTH		ORDERING NUMBER	ITEM CODE	WT. KGS.
	mm	in.	PACKAGE (Two Fastener Strips)		
	900	36"	R6-SE-36/900	40399	4.7
1050	42"	R6-SE-42/1050	40389	5.3	
1200	48"	R6-SE-48/1200	40390	6.3	
1400	55"	R6-SE-55/1400	40394	7.0	
1500	60"	R6-SE-60/1500	40392	7.3	
1800	72"	R6-SE-72/1800	40393	9.4	

### RUSTALLOY® (Continuous Strip)\*

For R6	BELT WIDTH		ORDERING NUMBER	ITEM CODE	WT. KGS.
	mm	in.	PACKAGE (Two Fastener Strips)		
	1050	42"	RAR6-SE-42/1050	41542	5.3
1500	60"	RAR6-SE-60/1500	41545	7.3	
1800	72"	RAR6-SE-72/1800	41546	9.4	
2130	84"	RAR6-SE-84/2130	41547	13.0	

### RAR6LP LOW PROFILE\*

For R6	BELT WIDTH		ORDERING NUMBER	ITEM CODE	WT. KGS.
	mm	in.	PACKAGE (Two Fastener Strips)		
	1500	60"	RAR6LP-SE-60/1500	40831	4.9
1800	72"	RAR6LP-SE-72/1800	40832	5.7	


### RUSTALLOY® (Continuous Strip)\*

### \* 400 SERIES STAINLESS

For R8	BELT WIDTH		ORDERING NUMBER	ITEM CODE	WT. KGS.
	mm	in.	PACKAGE (Two Fastener Strips)		
	1200	48"	RAR8-SE-48/1200	41712	6.3
1500	60"	RAR8-SE-60/1500	41714	7.3	
1800	72"	RAR8-SE-72/1800	41715	9.5	
2000	80"	RAR8-SE-80/2000	42175	11.3	
2130	84"	RAR8-SE-84/2130	41716	13.1	

### STAINLESS 300 SERIES

For R9	BELT WIDTH		ORDERING NUMBER	ITEM CODE	WT. KGS.
	mm	in.	PACKAGE (Two Fastener Strips)		
	1200	48"	R9S-SE-48/1200	41737	7.7
1350	54"	R9S-SE-54/1350	41738	8.6	
1500	60"	R9S-SE-60/1500	41739	9.9	
1800	72"	R9S-SE-72/1800	41740	11.7	
2130	84"	R9S-SE-84/2130	41741	13.7	



## RIVETS

Self-setting, pre-assembled with pilot nails



### STEEL

ORDERING NUMBER	ITEM CODE	BOX QTY.	WT. KGS.
<b>BOX (100 Rivets)</b>			
SRAA-100	40509	100	0.4
<b>BOX (250 Rivets)</b>			
SRAA	40508	250	0.5
SRA	40527	250	1.0
SRB	40528	250	1.1
SRC	40529	250	1.2
SRC/D	40538	250	1.3
SRD	40530	250	1.3
SRE	40531	250	1.4
SRF	40532	250	1.4
SRG	40533	250	1.5

### STAINLESS (TYPE 430)

ORDERING NUMBER	ITEM CODE	BOX QTY.	WT. KGS.
<b>BOX (250 Rivets)</b>			
SRA-S	40542	250	1.0
SRB-S	40543	250	1.1
SRC-S	40544	250	1.2
SRC/D-S	40548	250	1.3
SRD-S	40545	250	1.3
SRE-S	40546	250	1.4
SRF-S	40547	250	1.4
SRG-S	40523	250	1.5

### Rivets Required For One R5, R5-1/2 or R6 Joint

BELT WIDTH		RIVETS REQUIRED
mm	in.	
450	18"	100
600	24"	130
750	30"	160
900	36"	200
1050	42"	230
1200	48"	270
1350	54"	300
1500	60"	340
1800	72"	410
2130	84"	480

### Rivets Required For One R8 Joint

BELT WIDTH		RIVETS REQUIRED
mm	in.	
1200	48"	432
1350	54"	480
1500	60"	544
1800	72"	656
2130	84"	768

### RIVET SELECTION CHART

FASTENER SIZE	BELT THICKNESS RANGE		RIVET SIZE
	mm	in.	
R5	6-8	7/32-5/16	SRA
	7-10	9/32-3/8	SRB
	9-11	11/32-7/16	SRC
	10.5-11	13/32-7/16	SRC/D
R5-1/2 & R6LP	8-9	5/16-11/32	SRB
	8-10.5	5/16-13/32	SRC
	10-12	3/8-15/32	SRC/D
	11-13.5	7/16-17/32	SRD
	13-15	1/2-19/32	SRE
	14-16.5	9/16-21/32	SRF*
16-18	5/8-23/32	SRG*	
R6	9-11	13/32-7/16	SRC/D
	10.5-13	13/32-1/2	SRD
	12-14	15/32-9/16	SRE
	13.5-16	17/32-5/8	SRF
	15-17	19/32-11/16	SRG
R8	10.5-11	13/32-7/16	SRC/D
	10.5-13	13/32-1/2	SRD
	12-14	15/32-9/16	SRE
	13.5-16	17/32-5/8	SRF
	15-17	19/32-11/16	SRG

\* Applies to RAR6LP only.



# Flexco® SR™ Scalloped Edge™ Rivet Hinged Fasteners

## RAPID LOADER™ RIVET STRIPS

(For R5, R5-1/2, R6, BR10)

Self-setting, pre-assembled with pilot nails

60 Strips / 1200 Rivets per Bucket

DESCRIPTION		ORDERING NUMBER	ITEM CODE	WT. KGS.
Size	Color Code			
<b>STEEL</b>				
A	Red	CSRLA	40857	5.9
B	White	CSRLB	40858	6.3
C	Blue	CSRLC	40859	6.7
D	Green, Purple, Yellow, Black	CSRLD	40861	7.1
E	Purple	CSRLE	40862	7.3
F	Yellow	CSRLF	40863	7.6
G	Black	CSRLG	40864	7.9
<b>STAINLESS (TYPE 430)</b>				
A	Red	CSRLA-S	40978	5.9
B	White	CSRLB-S	40979	6.3
C	Blue	CSRLC-S	40980	6.8
D	Green	CSRLD-S	40982	7.0
E	Purple	CSRLE-S	40983	7.2
F	Yellow	CSRLF-S	40984	7.5
G	Black	CSRLG-S	40985	7.7

(For R8 and R9)

DESCRIPTION		ORDERING NUMBER	ITEM CODE	WT. KGS.	
Size	Color Code				
<b>STEEL</b>					
Rivet Qty. 1024 768	D	Green	CSRL8D	41846	6.1
	E	Purple	CSRL8E	41847	6.4
	F	Yellow	CSRL8F	41848	6.7
	G	Black	CSRL8G	41849	7.0
H	Gray	CSRL8H	41850	7.3	
<b>STAINLESS (TYPE 430)</b>					
Rivet Qty. 1024 768	D	D	CSRL8D-S	41855	6.4
	E	E	CSRL8E-S	41856	6.7
	F	F	CSRL8F-S	41857	7.0
	G	G	CSRL8G-S	41858	7.3
H	H	CSRL8H-S	41859	5.7	



**NOTE:** Use standard rivet selection criteria for collated rivet strips.

## RAPID LOADER™ RIVET STRIPS

WITH WASHERS

(For R5, R5-1/2, R6, BR10)

(For use with the Flexco® Power Set™ Rivet Driver and Hilti DX 460-SR installation tool)

60 Strips / 1200 Rivets per Bucket

DESCRIPTION		ORDERING NUMBER	ITEM CODE	WT. KGS.
Size	Color Code			
<b>STEEL</b>				
A	Red	CSRLA-W	40891	5.9
B	White	CSRLB-W	40892	6.3
C	Blue	CSRLC-W	40893	6.8
D	Green	CSRLD-W	40897	7.0
E	Purple	CSRLE-W	40898	7.2
F	Yellow	CSRLF-W	40899	7.5
G	Black	CSRLG-W	40901	7.7
<b>STAINLESS (TYPE 430)</b>				
A	Red	CSRLA-S-W	40955	5.9
B	White	CSRLB-S-W	40956	6.3
C	Blue	CSRLC-S-W	40957	6.8
D	Green	CSRLD-S-W	40959	7.0
E	Purple	CSRLE-S-W	40961	7.2
F	Yellow	CSRLF-S-W	40969	7.5
G	Black	CSRLG-S-W	40971	7.7

(For R8 and R9)

DESCRIPTION		ORDERING NUMBER	ITEM CODE	WT. KGS.	
Size	Color Code				
<b>STEEL</b>					
Rivet Qty. 1024 768	D	Green	CSRL8D-W	41880	6.4
	E	Purple	CSRL8E-W	41881	6.7
	F	Yellow	CSRL8F-W	41882	7.0
	G	Black	CSRL8G-W	41883	7.3
H	Gray	CSRL8H-W	41884	5.7	
<b>STAINLESS (TYPE 430)</b>					
Rivet Qty. 1024 768	D	Green	CSRL8D-S-W	41889	6.4
	E	Purple	CSRL8E-S-W	41890	6.7
	F	Yellow	CSRL8F-S-W	41891	7.0
	G	Black	CSRL8G-S-W	41892	7.3
H	Grey	CSRL8H-S-W	41893	5.7	

□ Stock Items (non-shaded)

■ Made To Order Items (shaded) 12 week leadtime, minimum order may apply.



## HINGE PINS



### FOR R2 & R5

BELT WIDTH		ORDERING NUMBER	ITEM CODE	WT. KGS.
		<b>NAC</b> NYLON COVERED ARMORED CABLE (6 mm, 1/4" dia.)		
		EACH (One Pin)		
450	18"	NAC-450-1	38108	0.1
600	24"	NAC-600-1	37026	0.05
750	30"	NAC-750-1	37029	0.05
900	36"	NAC-900-1	37031	0.1
1050	42"	NAC-1050-1	37033	0.1
1200	48"	NAC-1200-1	39728	0.1
1350	54"			
1400	55"	NAC-1400-1	37035	0.3
1500	60"	NAC-1500-1	37036	0.1
1800	72"	NAC-1800-1	37039	0.1

ORDERING NUMBER	ITEM CODE	WT. KGS.
<b>NC</b> NYLON COVERED STEEL CABLE (6 mm, 1/4" dia.)		
EACH (One Pin)		
NC-450-1	37048	0.05
NC-600-1	37050	0.05
NC-750-1	37053	0.05
NC-900-1	37055	0.05
NC-1050-1	37057	0.05
NC-1200-1	37058	0.1
NC-1500-1	37060	0.1
<b>30M/100 FT. COILS</b>		
NC-C	39740	3.9

ORDERING NUMBER	ITEM CODE	WT. KGS.
<b>*NCS</b> NYLON COVERED STAINLESS CABLE (6 mm, 1/4" dia.)		
EACH (One Pin)		
NCS-900-1	37079	0.05
NCS-1200-1	37082	0.1
NCS-1350-1	37089	0.1
NCS-1500-1	37084	0.1
<b>30M/100 FT. COILS</b>		
NCS-C	39817	3.9

### FOR R2 & R5

BELT WIDTH		ORDERING NUMBER	ITEM CODE	WT. KGS.
		<b>SC</b> BARE STEEL CABLE (6 mm, 1/4" dia.)		
		EACH (One Pin)		
600	24"	SC-600-1	37096	0.05
900	36"	SC-900-1	37100	0.1
1050	42"	SC-1050-1	37102	0.1
1200	48"	SC-1200-1	37103	0.1

ORDERING NUMBER	ITEM CODE	WT. KGS.
<b>*SSC</b> BARE STAINLESS CABLE (5 mm, 7/32" dia.)		
EACH (One Pin)		
SSC-600-1	37118	0.1
SSC-900-1	37122	0.1
SSC-1050-1	37124	0.1
SSC-1200-1	37125	0.1

### FOR R5

BELT WIDTH		ORDERING NUMBER	ITEM CODE	WT. KGS.
		<b>*SSC932</b> BARE STAINLESS CABLE (7 mm, 9/32" dia.)		
		EACH (One Pin)		
750	30"	SSC932-750-1	37160	0.1
900	36"	SSC932-900-1	37162	0.1
1050	42"	SSC932-1050-1	37164	0.2
1200	48"	SSC932-1200-1	37165	0.2
1500	60"	SSC932-1500-1	38352	0.2

## HINGE PIN RETAINING COLLARS

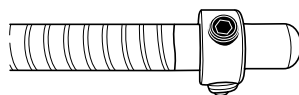
FOR PIN DIAMETER	ORDERING NUMBER	ITEM CODE	WT. KGS.
7/32-9/32	HPRET1	40198	0.2
2-3/64-13/32	HPRET2	40199	0.2

## HINGE PIN RETAINING WASHERS FOR R2, R5, 6.35 mm (1/4") DIAMETER NYLON CABLE HINGE PINS ONLY

50 PER PACKAGE

ORDERING NUMBER	ITEM CODE	WT. KGS.
310-RET-50	40135	0.1

NOTE: 6.35 mm (1/4") inside diameter



## SIFT STOP FOAM STRIP

DESCRIPTION	SIZE	ORDERING NUMBER	ITEM CODE	WT. KGS.
Creates a sealed joint to prevent sifting. These strips can be used with R5-R8.	12.2 M (40 ft)	XPSS-40	37179	0.09



# Flexco® SR™ Scalloped Edge™ Rivet Hinged Fasteners

## HINGE PINS



### FOR R5-1/2, R6, RAR6LP, R8

#### \*300 SERIES

BELT WIDTH		ORDERING NUMBER	ITEM CODE	WT. KGS.	ORDERING NUMBER	ITEM CODE	WT. KGS.	ORDERING NUMBER	ITEM CODE	WT. KGS.
		<b>AC6</b> BARE ARMORED STEEL CABLE (9 mm, 3/8" dia.)			<b>*ACS6</b> BARE ARMORED STAINLESS CABLE (9 mm, 3/8" dia.)			<b>NAC6</b> NYLON COVERED ARMORED CABLE (10 mm, 13/32" dia.)		
<b>mm</b>	<b>in.</b>	EACH (One Pin)			EACH (One Pin)			EACH (One Pin)		
900	36"									
1050	42"	AC6-1050-1	37186	0.2	ACS6-1050-1	39296	0.3	NAC6-900-1	37208	0.2
1200	48"	AC6-1200-1	37187	0.3	ACS6-1200-1	39294	0.3	NAC6-1050-1	37210	0.2
1350	54"	AC6-1350-1	37188	0.3				NAC6-1200-1	37211	0.3
1500	60"	AC6-1500-1	37189	0.3	ACS6-1500	39278	0.3	NAC6-1350-1	37217	0.3
1800	72"	AC6-1800-1	37192	0.3	ACS6-1800	39279	0.3	NAC6-1500-1	37213	0.3
2130	84"							NAC6-1800-1	37216	0.4
								NAC6-2130-1	38154	0.5

### FOR R9

BELT WIDTH		ORDERING NUMBER	ITEM CODE	WT. KGS.	ORDERING NUMBER	ITEM CODE	WT. KGS.
		<b>*NCS</b> NYLON COVERED STAINLESS CABLE (15.8 mm, 5/8" dia.)			<b>NCS</b> NYLON COVERED STAINLESS CABLE (19 mm, 3/4" dia.)		
<b>mm</b>	<b>in.</b>	EACH (One Pin)			EACH (One Pin)		
1200	48"	NCS962-48-1	53234	1.0	NCS975-48-1	53255	1.4
1350	54"	NCS962-54-1	53235	1.1	NCS975-54-1	53256	1.6
1500	60"	NCS962-60-1	53236	1.2	NCS975-60-1	53257	1.8
1800	72"	NCS962-72-1	53237	1.5	NCS975-72-1	53258	2.2
2130	84"	NCS962-84-1	53238	1.7	NCS975-84-1	53259	2.5

Stock Items (non-shaded)

Made To Order Items (shaded) 12 week leadtime, minimum order may apply.





## INSTALLATION TOOLS

### Multiple Rivet Applicator Tool

Please apply BCP discounts for all maintenance and installation tools found in this handbook.

#### MSRT APPLICATOR COMPLETE\*

(Includes two SR700 Multiple Guide Blocks, two SR759 Multiple Drive Rods, two 2 kg (4 lb.) Hammers, Lubricant and one Canvas Carry Bag.)

(NOTE: For installation of R2, R5, R5-1/2, and R6 Fasteners.)

BELT WIDTH		ORDERING NUMBER	ITEM CODE	WT. KGS.
mm	in.			
750	30"	MSRT-30	41041	27.8
900	36"	MSRT-36	41042	31.4
1050	42"	MSRT-42	41043	35.1
1200	48"	MSRT-48	41044	38.6
1500	60"	MSRT-60	41046	43.0
1800	72"	MSRT-72	41047	45.5
2130	84"	MSRT-84	41048	50.0
2430	96"	MSRT-94	41049	55.0

#### MSRT8 APPLICATOR COMPLETE\*

(NOTE: Installs R6, RAR6 and RAR8 fasteners only.)

BELT WIDTH		ORDERING NUMBER	ITEM CODE	WT. KGS.
mm	in.			
1200	48"	MSRT8-48	41032	17.7
1500	60"	MSRT8-60	41033	19.5
1800	72"	MSRT8-72	41034	20.9
2130	84"	MSRT8-84	41035	22.7

#### MSRT9 APPLICATOR COMPLETE\*

(NOTE: Installs R9 fasteners only.)

BELT WIDTH		ORDERING NUMBER	ITEM CODE	WT. KGS.
mm	in.			
1200	48"	MSRT9-48	40994	17.2
1500	60"	MSRT9-60	40995	20.4
1800	72"	MSRT9-72	40996	23.6
2130	84"	MSRT9-84	40997	24.9

#### MULTIPLE RIVET DRIVER COMPONENTS\*

DESCRIPTION	ORDERING NUMBER	ITEM CODE	WT. KGS.
Multiple Guide Block	SR700	41054	1.4
Multiple 5 Prong Drive Rod	SR759	41055	0.5
Multiple Guide Block - For R8	SR800	41050	2.3
8 Prong Drive Rod	SR859-8	41068	0.5
Multiple Guide Block - For R9	SR900	41045	3.2
2 Prong Drive Rod	SR759-2	41058	0.4
Silicone Pump Lubricant	SLP-5	30933	0.6
Six lb. Hammer	6FH	30375	3.3
Canvas Bag	SR-CB	41031	0.6

#### MSRT-E TOOLS\*

(Includes two SR700 Multiple Guide Blocks, two SR759 Multiple Drive Rods, two 4FH 2 kg Hammers, SLP5 Lubricant, SR-CB Canvas Carry bag, and one Metal Case.)

BELT WIDTH		ORDERING NUMBER	ITEM CODE	WT. KGS.
mm	in.			
EACH (One Pin)				
750	30"	MSRT-30E	41320	43.0
900	36"	MSRT-36E	41321	54.0
1050	42"	MSRT-42E	41322	57.0
1200	48"	MSRT-48E	41323	76.0
1500	60"	MSRT-60E	41324	95.0
1800	72"	MSRT-72E	41325	101.0

#### MSRTX TOOLS\*

(Includes SR700 Multiple Guide Blocks and SR759 Multiple Drive Rods.)

BELT WIDTH		ORDERING NUMBER	ITEM CODE	WT. KGS.
mm	in.			
EACH (One Pin)				
750	30"	MSRTX-30	41330	10.9
900	36"	MSRTX-36	41331	10.9
1050	42"	MSRTX-42	41332	12.2
1200	48"	MSRTX-48	41333	13.6
1500	60"	MSRTX-60	41334	17.2
1800	72"	MSRTX-72	41335	20.8
2130	84"	MSRTX-84	41336	24.4

#### ALUMINUM MSRT\*

BELT WIDTH		ORDERING NUMBER	ITEM CODE	WT. KGS.
mm	in.			
EACH (One Pin)				
750	30"	MSRT-30-AL	40771	25.9
900	36"	MSRT-36-AL	40772	28.6
1050	42"	MSRT-42-AL	40775	31.4
1200	48"	MSRT-48-AL	40776	34.5
1500	60"	MSRT-60-AL	40782	40.5
1800	72"	MSRT-72-AL	40783	47.7
2130	84"	MSRT-84-AL	40784	55.0
2430	96"	MSRT-94-AL	40785	62.3

#### ALUMINUM MSRT8\*

BELT WIDTH		ORDERING NUMBER	ITEM CODE	WT. KGS.
mm	in.			
EACH (One Pin)				
1200	48"	MSRT8-48-AL	41115	34.5
1500	60"	MSRT8-60-AL	41116	40.5
1800	72"	MSRT8-72-AL	41117	55.0
2130	84"	MSRT8-84-AL	41118	62.3
2430	96"	MSRT8-94-AL	41119	47.7

#### FLEXCO® FSK™ BELT SKIVER\*

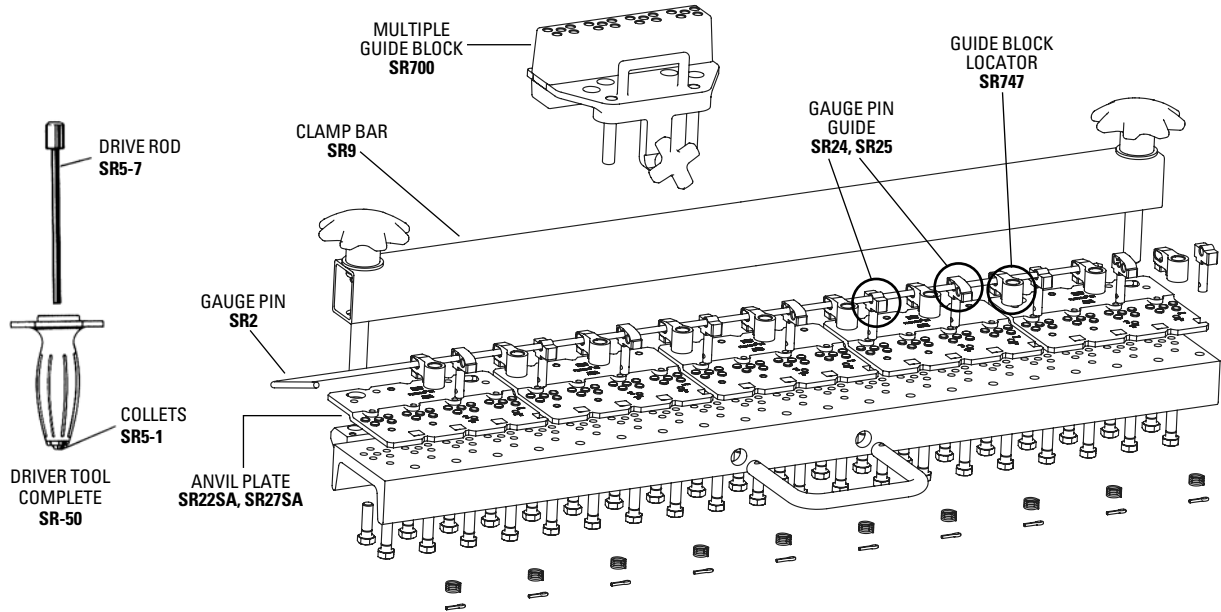
Width of Skive 64 mm (2 1/2")

DESCRIPTION	ORDERING NUMBER	ITEM CODE	WT. KGS.
Skiver Complete	FSK-2	32051	9.4
<b>REPLACEMENT PARTS</b>			
Skiver Blade High-Wear	FSK-1BA	31996	0.1



# Flexco® SR™ Scalloped Edge™ Rivet Hinged Fasteners

Please apply BCP discounts for all maintenance and installation tools found in this handbook.



## REPLACEMENT PARTS FOR SRT, SRTA, MSRT TOOLS\*

DESCRIPTION	ORDERING NUMBER	ITEM CODE	WT. KGS.
Gauge Pin Guide with Spring and Cotter Pin-one hole	SR24	40503	0.05
Gauge Pin Guide with Spring and Cotter Pin-3 hole	SR25	40504	0.05
End Anvil Plate	SR22SAE	41960	1.7
Middle Anvil Plate	SR22SAM	41961	1.7
MST8 End Anvil Plate	SR27SAE	41962	1.7
MSRT8 Middle Anvil Plate	SR27SAM	41963	1.7
Anvil Plate Screws (50/Package)	BRPS	40908	0.3
Tightening Bolt Complete	SR23	40502	0.1
Rivet Guide Locator Assembly	SR747	41056	0.1
Rivet Guide Locator Assembly (R9)	SR947	41069	0.09
Clamping Screw	SR757	41057	0.05
Collets-Set of Two	SR5-1	40511	0.05
Gauge Pin for 750 mm (30") Tool	SR2-30	40482	0.2
Gauge Pin for 950 mm (36") Tool	SR2-36	40483	0.3
Gauge Pin for 1050 mm (42") Tool	SR2-42	40484	0.3
Gauge Pin for 1200 mm (48") Tool	SR2-48	40485	0.4
Gauge Pin for 1500 mm (60") Tool	SR2-60	40487	0.5
Gauge Pin for 1800 mm (72") Tool	SR2-72	40488	0.5
Gauge Pin for 2130 mm (84") Tool	SR2-84	40489	0.7
Clamp Bar Nut w/Screws	SR-CBNS	42085	0.2
Clamp Bar for 750 mm (30") Tool	SR9-30	40493	1.7
Clamp Bar for 950 mm (36") Tool	SR9-36	40494	1.9
Clamp Bar for 1050 mm (42") Tool	SR9-42	40495	2.4
Clamp Bar for 1200 mm (48") Tool	SR9-48	40496	2.8
Clamp Bar for 1500 mm (60") Tool	SR9-60	40498	3.1
Clamp Bar for 1800 mm (72") Tool	SR9-72	40499	3.4
Clamp Bar for 2130 mm (84") Tool	SR9-84	40497	3.6

## REPLACEMENT PARTS FOR ALUMINUM MSRT TOOL\*

DESCRIPTION	ORDERING NUMBER	ITEM CODE	WT. KGS.
Guide Locator	SR747-AL	43022	0.1
Gauge Pin Guide	SR25-AL	43023	0.05
Gauge Pin Guide	SR25-AL	43024	0.05
Anvil Plate-5 Hole	SR24-AL	43061	0.05
Anvil Plate-8 Hole	SR22SAAL	43062	0.7
Anvil Plate Screws	SR27SAAL	43027	1.1
Gauge Pin for 750 mm (30") Tool	SRPS-AL	43038	0.3
Gauge Pin for 950 mm (36") Tool	SR2-30-AL	43039	0.2
Gauge Pin for 1050 mm (42") Tool	AR2-36-AL	43040	0.2
Gauge Pin for 1200 mm (48") Tool	SR2-42-AL	43041	0.3
Gauge Pin for 1500 mm (60") Tool	SR2-48-AL	43042	0.3
Gauge Pin for 1800 mm (72") Tool	SR2-60-AL	43043	0.4
Gauge Pin for 2130 mm (84") Tool	SR2-72-AL	43044	0.5
Clamp Bar Nut w/Screws	SR2-84-AL	43029	0.6
Cambered Clamp Bar Assembly for 750 mm (30") Tool	SR91-AL	43030	0.2
Cambered Clamp Bar Assembly for 950 mm (36") Tool	SR9-30-AL	43031	1.7
Cambered Clamp Bar Assembly for 1050 mm (42") Tool	SR9-36-AL	43032	1.8
Cambered Clamp Bar Assembly for 1200 mm (48") Tool	SR9-42-AL	43033	2.4
Cambered Clamp Bar Assembly for 1500 mm (60") Tool	SR9-48-AL	43034	0.8
Cambered Clamp Bar Assembly for 1800 mm (72") Tool	SR9-60-AL	43035	3.0
Cambered Clamp Bar Assembly for 2130 mm (84") Tool	SR9-72-AL	43036	3.4

## PARTS REQUIRED TO SPAN THE ENTIRE WIDTH OF SRTA OR MSRT TOOLS

BELT WIDTH		SR700	SR747	SR24	SR25	SR22SA
mm.	in.	MULTIPLE GUIDE BLOCKS	RIVET GUIDE LOCATOR ASSEMBLIES	GAUGE PIN GUIDE	GAUGE PIN GUIDE	ANVIL PLATE COMPLETE
750	30	5	10	4	5	5
900	36	6	12	5	6	6
1050	42	7	14	6	7	7
1200	48	8	16	7	8	8
1500	60	10	20	9	10	10
1800	72	12	24	11	12	12
2130	84	14	28	13	14	14





## POWER INSTALLATION TOOLS

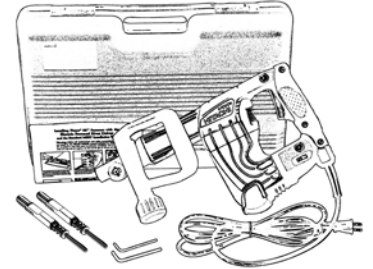
Please apply BCP discounts for all maintenance and installation tools found in this handbook.

### ELECTRIC POWERED RIVET DRIVER KIT\*

DESCRIPTION	ORDERING NUMBER	ITEM CODE	WT. KGS.
Standard Kit *	EPRDVSK-1	41943	3.1
Replacement Drive Rod	EPRDSS-DR	42083	0.7

\*Kit includes Driver, two Custom Drive Rods, Convenient Carrying Case

- For use with standard 110 volt electric
- Works with standard MSRT application tool and guide block

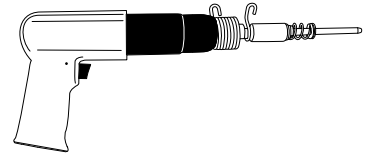


### AIR POWERED RIVET DRIVER\*

DESCRIPTION	ORDERING NUMBER	ITEM CODE	WT. KGS.
Air Powered Rivet Driver-Complete*	PTRDK	41835	1.0
<b>REPLACEMENT PARTS</b>			
Air Powered Rivet Driver	PTAH	41834	0.1
Retaining Spring	PTRD-RS	41837	0.05
Drive Rod with Hold Down Spring and Washer	PTRD-DR	41777	0.2
Hold Down Spring and Washer	DR-SW	41836	0.02

\* Includes Air Powered Rivet Driver, Retaining Spring, and Drive Rod with Hold Down Spring and Washer.

- Requires a minimum 90 psi for operation
- Works with standard MSRT application tool and guide block

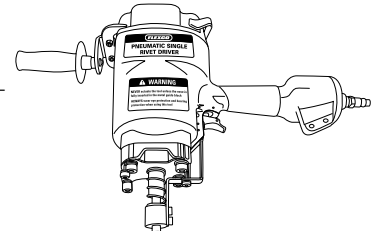


### PNEUMATIC SINGLE RIVET DRIVER\*

DESCRIPTION	ORDERING NUMBER	ITEM CODE	WT. KGS.
Pneumatic Single Rivet Driver*	PNEUDRIVE1	41992	20.0
5 Rivet Pattern SR™ Steel Guide Blocks	35RD-GB5-4	42000	4.5
8 Rivet Pattern SR™ Steel Guide Blocks (For installation of R8 or R9)	35RD-GB8-4	41998	5.4
Nose Piece	PDNP	41999	1.4
Nose Piece Safety	PDNPS	42036	0.4
Tool Bumper	PDBUMP	42037	0.2
O-Ring Kit	PDORING	42038	0.1
Handle	PDHANDLE	42039	0.1
HARDWARE Kit-screwa	PDHK	42040	0.3
CYLINDER	PDCYL	42041	0.5
Nose Spring	PDNSS	42042	0.05
Piston Rod	PDPR	42043	0.5
Trigger Valve	PDTVA	42044	0.05
Regulator Kit	FPD-RK	43008	3.5
Air Hose Assembly	PSRD-AH	42522	1.7

\*Includes one Pneumatic Single Rivet Driver, one Regulator, one Airhose, Instruction Manual, and Safety Glasses.

- Works with standard MSRT application tool
- Works with steel guide blocks – sold separately
- Works with Rapid Loader™ Rivet Strips with washers



□ Stock Items (non-shaded)

■ Made To Order Items (shaded) 12 week leadtime, minimum order may apply.



## How Flexco® Bolt Solid Plate Fasteners Work

Strength of this fastener is derived from the compression of the plates, mounted above and below the belt, with high tensile strength bolts. This "compression" distributes the splice tension across the full width of each fastener plate. The holding ability is, thereby, increased by not solely relying upon the bolts to resist pull-out.

Additional strength and resistance to pull-out is obtained from the specially formed teeth on each plate. These teeth imbed deep into the belt carcass, without damaging the carcass fibers.

A tight butt splice is achieved through the exaggerated bolt hole spacing in the templet which forces the belt end together. Flexco® Bolt Solid Plate Fasteners permit natural conformance with troughing or transition idlers.

140, 190 and 2-1/2 size fasteners are specifically designed for thinner belting, allowing increased compression, greater reach-back, and more fastener plates per belt width.


Applications	Installation Method	What You Need for Installation
Higher-tension main haulage belts in <ul style="list-style-type: none"> <li>• Coal</li> <li>• Hard-Rock Mining</li> <li>• Foundries</li> <li>• Grain Elevators</li> <li>• Aggregate Plants</li> <li>• Steel Mills</li> </ul>	Holes are punched in belt quickly and accurately with a templet and boring tool. Fasteners are installed on-site with portable, hand, or power tools.	<ul style="list-style-type: none"> <li>• Fastener Plates</li> <li>• Bolts &amp; Nuts</li> <li>• Templet</li> <li>• Belt Punch</li> <li>• Wrench</li> <li>• Bolt Horn</li> <li>• Flexco Installation Tool</li> <li>• Impact Tool or Carpenter's Brace</li> </ul>
How to Specify the Correct Flexco® Bolt Solid Plate Fastener	Fastener Metal Selection	Hinge Pin Selection
<ol style="list-style-type: none"> <li>1. Determine Belt Tension (kN/m, PIW).</li> <li>2. Measure your Belt Thickness after skive.</li> <li>3. Measure the Diameter of the Smallest Pulley in your Drive with Belt Wrap more than 90°.</li> <li>4. Choose the fastener size that is appropriate for your specifications in the selection chart below.</li> </ol>	<p><b>Steel.</b> For most applications, plated steel is recommended.</p> <p><b>MegAlloy®.</b> For superior resistance to wear and abrasion.</p> <p><b>Stainless Steel.</b> Type 316 Stainless Steel provides extra resistance to abrasion, magnetic attraction and corrosion from acids and chemicals.</p> <p><b>Everdur®.</b> Spark-free material compared to steel and fully non-magnetic.</p> <p><b>Flexco® VP™.</b> Rubber covered steel top plates.</p>	No Hinge Pin Required.

### Flexco® Bolt Solid Plate Fastener Selection Chart

Fastener Size	Fastener Rating		Belt Thickness Range		Recommended Min. Pulley Diameter			
	For Belt Tension Rating Up To:	For Belt Strength Up To:	Measured After Skive		Operating Tension 75-100% of Fastener Rating		Operating Tension Under 75% of Fastener Rating	
	kN/m	P.I.W.	mm	in.	mm	in.	mm	in.
1	300	150	5-11	3/16-7/16	300	12	250	10
140*, 140VP	400	225	5-11	3/16-7/16	350	14	300	12
190, 190VP	650	375	8-14	5/16-9/16	450	18	400	16
1-1/2	500	300	11-17	7/16-11/16	450	18	400	16
2, 2VP	750	440	14-21	9/16-13/16	760	30	710	28
2-1/4	1050	620	14-30	9/16-1-3/16	920	36	860	34
2-1/2	750	450	19-25	3/4-1	1050	42	1050	42
3	1000	560	24-32	15/16-1-1/4	1220	48	1220	48

**Note:** When used with extra long bolts the maximum belt thickness is 1-7/8" (48 mm) for No. 2-1/4 and 2" (50 mm) for No. 3.

# Flexco® Bolt Solid Plate Fasteners



## FASTENERS

### "E" BOX 25 FASTENER SETS

### Exclusive Piloted Bolt Design Simplifies Installation:

The new piloted bolt is currently being phased in to replace standard bolt designs.

To order the new piloted bolts as they become available, use standard bolt ordering numbers.

ORDERING NUMBER	ITEM CODE	ORDERING NUMBER	ITEM CODE	ORDERING NUMBER	ITEM CODE	ORDERING NUMBER	ITEM CODE	WT. KGS.
<b>STEEL</b>		<b>MEGALLOY® TOP &amp; BOTTOM PLATES, STEEL BOLTS &amp; NUTS</b>		<b>STAINLESS – 300 SERIES</b>		<b>EVERDUR</b>		
1E	20002			140ES	20034	140EE	20090	1.3
140E	20000			190ES	20035	190EE	20091	2.1
190E	20001							2.2
1-1/2E	20004	1-1/2EMAP	20366	1-1/2ES	20038	2EE	20095	2.7
2E	20005	2EMAP	20367	2ES	20039			3.6
2-1/4E	20006			2-1/4ES	20040			4.9
2-1/4E-LB	20028							5.1
2-1/2*	20007							2.9
3*	20008							3.6
3LB**	20029							4.9

\*10 Fastener Sets

+Long Bolt (maximum 45 mm belt thickness)

### "E" BOX 25 FASTENER SETS

ORDERING NUMBER	ITEM CODE	WT. KGS.
<b>MEGALLOY® TOP PLATES BALANCE STEEL</b>		
140EMA	20330	2.1
190EMA	20331	2.2
1-1/2EMA	20334	2.7
2EMA	20335	3.6

### "C" BUCKET (100 FASTENER SETS – BOTTOM PLATES PRE-ASSEMBLED)

ORDERING NUMBER	ITEM CODE	ORDERING NUMBER	ITEM CODE	WT. KGS.
<b>STEEL</b>		<b>MEGALLOY® TOP PLATES BALANCE STEEL</b>		
140C	20012	140CMA	20340	7.1
190C	20013			8.4
1-1/2C	20016			9.9
2C	20017			13.7
2-1/4C	20018			19.2
2-1/2L*	20052			14.0
3L*	20053			15.0
3LWL**	20047			16.0

\*L Buckets are in quantities of 50

+Long Bolt (maximum 45 mm belt thickness)

NOTE: Stainless and Everdur fastener sets are also available in "C" Buckets

### FASTENER SETS

#### REQUIRED FOR VARIOUS BELT WIDTHS

BELT WIDTH	FASTENER SIZE 1, 140 & 190		FASTENER SIZE 1-1/2, 2 & 2-1/4				FASTENER SIZE 2-1/2 & 3						
	mm	in.	90°		45°		90°		45°				
300	12	9	10	12	12	8	8	10	9	6	6	7	7
450	18	14	15	19	19	11	12	15	15	9	9	12	12
600	24	19	20	26	26	15	16	21	21	13	12	16	17
750	30	24	25	33	33	19	20	27	27	16	16	21	21
900	36	29	30	40	41	23	24	32	33	19	19	26	26
1000		32		45		26		36		21		29	
1050	42	34	35	47	48	27	28	38	39	21	22	30	31
1200	48	39	40	54	55	31	32	43	44	26	26	35	35
1350	54	44	45	61	63	35	36	49	48	29	29	40	40
1500	60	49	50	68	69	39	40	55	56	32	32	44	44
1800	72	59	61	82	83	49	48	65	68	39	39	53	53

NOTE: Required fastener sets may vary from those listed depending on exact fastener size.

### FLEXCO® VP™ FASTENERS

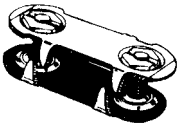
RUBBER COVERED TOP PLATES BALANCE STEEL			
BOX*			
ORDERING NUMBER	ITEM CODE	PLATES PER STRIP	STRIPS PER BOX
140VP	20057	6	5
190VP	20056	6	5
2VP	20058	4	6



\* Box quantities provide enough fasteners to splice a 900 mm (36") belt

□ Stock Items (non-shaded)



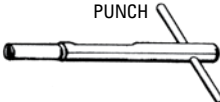




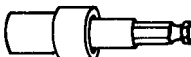

■ Made To Order Items (shaded) 12 week leadtime, minimum order may apply.



# Flexco® Bolt Solid Plate Fasteners

## INSTALLATION TOOLS\*

### HAND & POWER TOOLS

	DESCRIPTION	FOR FASTENER NUMBER	ORDERING NUMBER	ITEM CODE	WT. KGS.
<b>HAND TOOLS</b>	BOLT HORN 		2BH	30480	0.05
	BOLT BREAKER (Two Per Package) 	1,140,190 & RP1 1½, 2, 2¼ & RP2 2½ & 3	110 112* 113*	30474 30475 30479	0.5 0.6 0.9
	PUNCH 	1,140,190 & RP1 1½, 2, 2¼ & RP2 2½ & 3	P1P P2P P3P	30460 30461 30462	0.05 0.1 0.1
	BORING BIT 	1,140,190 & RP1 1½, 2, 2¼ & RP2 2½ & 3	B1B B2B B3B	30468 30469 30470	0.05 0.05 0.05
	WRENCH 	1,140,190 & RP1 1½, 2, 2¼ & RP2 2½ & 3	S1S S2S S3S	30442 30443 30444	0.1 0.1 0.1
	<b>POWER TOOLS</b>	POWER PUNCH 	1,140,190 & RP1 1½, 2, 2¼ & RP2 2½ & 3	HP1 HP2 HP3	30463 30464 30465
POWER BORING BIT 		1,140,190 & RP1 1½, 2, 2¼ & RP2 2½ & 3	HB1 HB2 HB3	30471 30472 30473	0.05 0.05 0.05
POWER WRENCH GREEN RED BLUE 		1,140,190 & RP1 1½, 2, 2¼ & RP2 2½ & 3	HW1 HW2 HW3	30447 30448 30449	0.1 0.1 0.2
QUICK CHANGE CHUCK 			5552	30481	0.2
12.5 mm (1/2") IMPACT TOOL (For Use with Quick Change Chuck)			30453	30453	8.9

\*Sizes 112 & 113 are straight bolt breakers – no bend.

Please apply BCP discounts for all maintenance and installation tools found in this handbook.

### FLEXCO-LOK®

Belt tape 30.5 M (100') per carton

FASTENER SIZE	ORDERING NUMBER	ITEM CODE	WT. KGS.	TAPE WIDTH
Nos. 140, 1	FL7C	30888	0.4	11 mm (7/16")
Nos. 190	FL11C	30889	0.5	17 mm (11/16")
1-1/2, 2, 2-1/4				

### CRACKING CHISEL

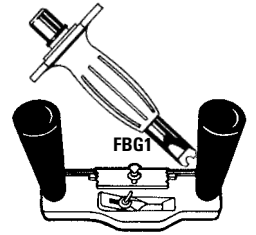
NUT SIZE	ORDERING NUMBER	ITEM CODE	WT. KGS.
1, 140 or 190	C1C	30438	0.5
1-1/2, 2, 2-1/4	C2C	30439	0.5



### FLEXCO® BELT GROOVER

(11 mm (7/16") wide groove path.)

ORDERING NUMBER	ITEM CODE	WT. KGS.
FBG1	31978	0.8
<b>EXTRA BLADES</b>		
HSP3	31980	0.05



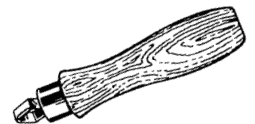
### FLEXCO® SILICONE LUBRICANT

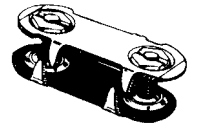
ORDERING NUMBER	ITEM CODE	PKG. QTY.	WT. KGS.
SLP5	30923	1	0.6



### FLEXCO® BELT IDENTIFICATION TOOL

ORDERING NUMBER	ITEM CODE	WT. KGS.
BT-1	31075	0.03



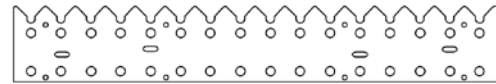


Please apply BCP discounts for all maintenance and installation tools found in this handbook.


## INSTALLATION TOOLS

### 90° TEMPLETS

BELT WIDTH		ORDERING NUMBER	ITEM CODE	ORDERING NUMBER	ITEM CODE	ORDERING NUMBER	ITEM CODE	WT. KGS.
mm	in.	<b>1</b>		<b>140</b>		<b>190</b>		
300	12"	1-12	30516	140-12	30483	190-12	30500	0.6
350	14"	1-14	30517	140-14	30484	190-14	30501	0.7
400	16"	1-16	30518	140-16	30485	190-16	30502	0.8
450	18"	1-18	30519	140-18	30486	190-18	30503	0.9
500	20"	1-20	30520	140-20	30487	190-20	30504	1.0
600	24"	1-24	30521	140-24	30488	190-24	30505	1.2
650	26"					190-26	30506	1.2
700	28"					190-28	30507	1.4
750	30"	1-30	30524	140-30	30491	190-30	30508	1.5
900	36"	1-36	30525	140-36	30492	190-36	30509	1.8
1050	42"	1-42	30526	140-42	30493	190-42	30510	2.0
1200	48"	1-48	30527	140-48	30494	190-48	30511	2.2
1500	60"					190-60	30513	2.7
				<b>1-1/2</b>		<b>2</b>		
300	12"			1-1/2-12	30548	2-12	30564	0.5
450	18"			1-1/2-18	30551	2-18	30567	0.9
500	20"			1-1/2-20	30552			0.8
600	24"			1-1/2-24	30553	2-24	30569	1.1
750	30"			1-1/2-30	30556	2-30	30572	1.4
900	36"			1-1/2-36	30557	2-36	30573	1.7
1050	42"			1-1/2-42	30558	2-42	30574	2.0
1200	48"			1-1/2-48	30559	2-48	30575	2.4
1350	54"			1-1/2-54	30560	2-54	30576	2.5
1500	60"			1-1/2-60	30561	2-60	30577	3.0
1800	72"			1-1/2-72	30562	2-72	30578	3.3
		<b>2-1/4</b>		<b>2-1/2</b>		<b>3</b>		
500	20"			2-1/2-20	30600			1.3
600	24"	2-1/4-24	30585	2-1/2-24	30601			1.6
750	30"	2-1/4-30	30588	2-1/2-30	30604			2.0
900	36"	2-1/4-36	30589	2-1/2-36	30605	3-36	30620	2.4
1050	42"	2-1/4-42	30590	2-1/2-42	30606	3-42	30621	2.8
1200	48"	2-1/4-48	30591	2-1/2-48	30607	3-48	30622	3.2
1350	54"	2-1/4-54	30592	2-1/2-54	30608			3.6
1500	60"	2-1/4-60	30593	2-1/2-60	30609	3-60	30624	4.0
1800	72"	2-1/4-72	30594	2-1/2-72	30610	3-72	30625	4.8



Stock Items (non-shaded)  
 Made To Order Items (shaded) 12 week leadtime, minimum order may apply.



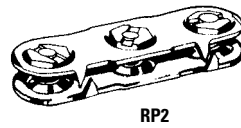
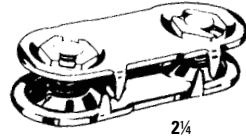
# Flexco® Bolt Solid Plate Fasteners

## RIP REPAIR FASTENERS

ORDERING NUMBER	ITEM CODE	BOX QTY.	WT. LBS.
<b>STEEL</b>			
RP1E	20010	25	4.7
RP1C	20022	100	19.1
RP2E	20011	25	10.2
RP2C	20023	100	38.7
2-1/4E	20006	25	10.6
2-1/4C	20018	100	43.0
<b>STAINLESS</b>			
RP1ES	20041	25	4.9
RP2ES	20042	25	10.1
2-1/4ES	20040	25	10.7
<b>EVERDUR</b>			
2-1/4EE	20096	25	11.6

## TURTLE® FASTENER-STEEL

ORDERING NUMBER	ITEM CODE	BOX QTY.	WT. LBS.
16	20206	50	4.3



## RIP REPAIR SELECTION INFORMATION

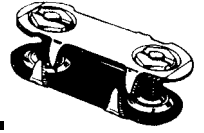
Belt Thickness		Fastener Size
in.	mm.	
3/8-9/16	10-14	No. 16
1/4-1/2	6-13	RP1
3/8-13/16	10-21	RP2
9/16-1-3/16	14-30	2-1/4

**Note:** Use extra long bolts for thicker belts.

## RIP REPAIR KITS

DESCRIPTION	QUANTITY	ORDERING NUMBER	ITEM CODE	WT. LBS.
<b>1/4" to 1/2" (6 mm to 13 mm) Belt Thickness Range After Skive</b>				
<b>RIP REPAIR KIT COMPLETE</b>		<b>RP1C-RRK</b>	<b>30053</b>	<b>21.4</b>
Includes items as listed below:				
RP1C Fasteners, 100 pcs.	1	RP1C	20022	19.1
2BH Bolt-Horn Assy Tool	1	2BH	30480	.1
110 Bolt Breakers (pair)	1	110	30474	1.2
HP1 Power Punch	1	HP1	30463	.2
HB1 Power Boring Bit	1	HB1	30471	.1
HW1 Power Wrench	2	HW1	30447	.3
5552 Quick Change Chuck	1	5552	30481	.4
<b>3/8" to 13/16" (10 mm to 21 mm) Belt Thickness Range After Skive</b>				
<b>RIP REPAIR KIT COMPLETE</b>		<b>RP2C-RRK</b>	<b>30054</b>	<b>41.0</b>
Includes items as listed below:				
RP2C Fasteners, 100 pcs.	1	RP2C	20023	38.7
2BH Bolt-Horn Assy Tool	1	2BH	30480	.1
112 Bolt Breakers (pair)	1	112	30475	1.2
HP2 Power Punch	1	HP2	30464	.2
HB2 Power Boring Bit	1	HB2	30472	.1
HW2 Power Wrench	2	HW2	30448	.3
5552 Quick Change Chuck	1	5552	30481	.4
<b>15/16" to 1 1/4" (24 mm to 32 mm) Belt Thickness Range After Skive</b>				
<b>RIP REPAIR KIT COMPLETE</b>		<b>3L-RRK</b>	<b>30070</b>	<b>38.1</b>
Includes items as listed below:				
3L Fasteners, 50 pcs.	1	3L	20053	34.9
2BH Bolt-Horn Assy Tool	1	2BH	30480	.1
113 Bolt Breakers (pair)	1	113	30479	2.0
HP3 Power Punch	1	HP3	30465	.2
HB3 Power Boring Bit	1	HB3	30473	.1
HW3 Power Wrench	2	HW3	30449	.4
5552 Quick Change Chuck	1	5552	30481	.4

# Flexco® Bolt Solid Plate Fasteners

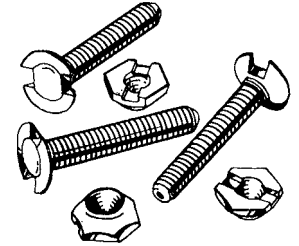


## Exclusive Piloted Bolt Design Simplifies Installation:

The new piloted bolt is currently being phased in to replace standard bolt designs.  
To order the new piloted bolts as they become available, use standard bolt ordering numbers.

### EXTRA BOLTS PER 100

FOR FASTENER NUMBER	ORDERING NUMBER / ITEM CODE	WT. LBS.	ORDERING NUMBER / ITEM CODE	WT. LBS.	ORDERING NUMBER / ITEM CODE	WT. LBS.
	STEEL		STAINLESS – 300 SERIES		EVERDUR	
1	20398	2.1				
140 & 190	20399	2.4	20400	2.3	20397	2.4
RP1	20398	2.1			20397	2.4
1-1/2, 2 & RP2	20406	4.1	20407	4.0	20409	4.6
2-1/4	20410	4.8	20411	4.9	20412	5.4
2-1/4 XL	20419	6.9				
2-1/2 & 3	20414	7.2				
2-1/2 & 3 XL	20413	8.5				



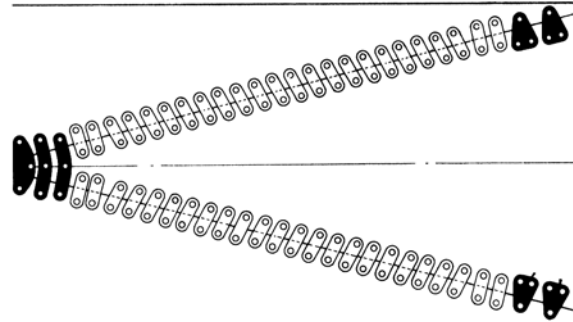
### EXTRA NUTS PER 100

FOR FASTENER NUMBER	ORDERING NUMBER / ITEM CODE	WT. LBS.	ORDERING NUMBER / ITEM CODE	WT. LBS.	ORDERING NUMBER / ITEM CODE	WT. LBS.
	STEEL		STAINLESS – 300 SERIES		EVERDUR	
1, 140, 190 & RP1	20377	0.8	20381	0.7	20387	0.8
1-1/2, 2, 2-1/4, & RP2	20378	1.1	20382	1.1	20388	1.2
2-1/2 & 3	20379	2.2				

### WEDLOK®

DESCRIPTION	ORDERING NUMBER	ITEM CODE	WT. LBS.
Splice Kit*	2W	20200	4.0
Everdur Splice Kit	2WE	20197	4.0
Stainless Splice Kit	2WS	20201	4.0
Leading End Kit	2WL	20202	3.0
Trailing End Kit	2WT	20203	2.9
Templet Set	T2W	20204	6.3
72" Side Templet	T2WS72	20205	7.6

\*Stainless Top Plates, Balance Steel.



WEDLOK SPLICE KIT

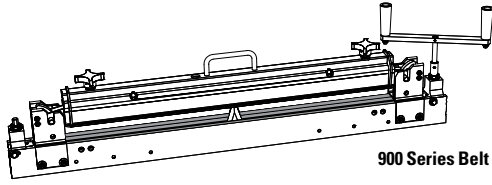
Stock Items (non-shaded)  
 Made To Order Items (shaded) 12 week leadtime, minimum order may apply.



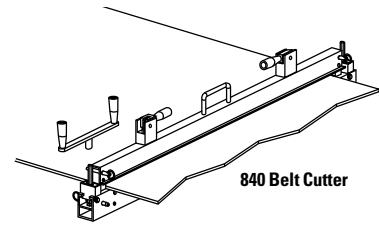
# Heavy-Duty Belt Maintenance Tools

## \*Belt Cutters:

For Belt Cutters, the discount is the standard BCP discount.



900 Series Belt Cutter



840 Belt Cutter

## ALUMINUM CONTENT-900 SERIES

ALUMINUM ALLOY TYPE	PERCENT	
	Mg -Magnesium	Ti -Titanium
6005	0.6	0.1
6061	1.0	0.0
7075	2.5	0.0

## ALUMINUM CONTENT-840 SERIES

ALUMINUM ALLOY TYPE	PERCENT	
	Mg -Magnesium	Ti -Titanium
6061	1.00%	0%

## 900 SERIES\* BELT CUTTER\*

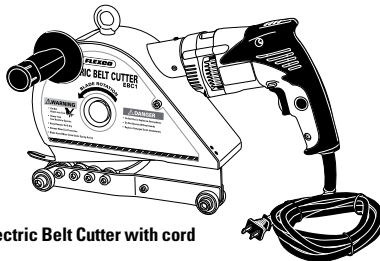
DESCRIPTION	BELT WIDTH		ORDERING NUMBER	ITEM CODE	WT. KGS.
	mm	in.			
Cutter Complete for belts up to 38 mm (1.5")  * Patent Pending	600	24"	900924	04200	14.5
	900	36"	900936	04143	17.7
	1200	48"	900948	04144	20.4
	1500	60"	900960	04145	24.0
	1800	72"	900972	04146	27.7
	2130	84"	900984	04147	31.3
Replacement Blade Kit			900CBK	04149	0.07
Drive Handle Assembly				04140	0.9

\* Patent pending

## 840 SERIES ALUMINUM BELT CUTTER\*

(REPLACES THE 820 SERIES BELT CUTTER)

DESCRIPTION	BELT WIDTH		ORDERING NUMBER	ITEM CODE	WT. KGS.
	mm	in.			
Cutter Complete for belts up to 10 mm (3/8") – 25 mm (1") thick	900	36"	840836	32267	11.3
	1200	48"	840848	32268	14.1
	1500	60"	840860	32269	16.8
	1800	72"	840872	32270	19.1
	2130	84"	840884	32271	21.8
Drive Handle Assembly			820/840WA	32272	0.9
Extra Blade (with screw) 25 mm (1")			820/840-1CB	32273	0.2
Optional Squaring Device			840SD	32274	0.9



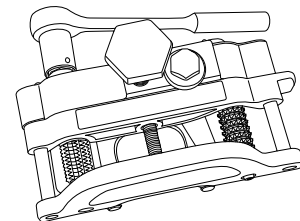
Electric Belt Cutter with cord

## FLEXCO® FSK™ BELT SKIVER\*

Width of Skive 64 mm (2 1/2")

DESCRIPTION	ORDERING NUMBER	ITEM CODE	WT. KGS.
Skiver Complete with Plastic Fence*	FSK-2	32051	9.4
Skiver Complete with Metal Fence*	FSK2M	32068	9.9
<b>REPLACEMENT PARTS</b>			
Skiver Blade High-Wear	FSK-1BA	31996	0.1
Skiver Plastic Fence Assembly for FSK2	FSK2-F	32056	0.6
Skiver Metal Fence Assembly for FSK2M	FSK2-FM	32069	0.6

\*Comes with standard blade



FSK™ Belt Skiver

## ELECTRIC BELT CUTTER\*

DESCRIPTION	ORDERING NUMBER	ITEM CODE	WT. KGS.
Electric Cutter Complete-25 mm	EBC-1	30001	9.0
Electric Cutter Complete-50 mm	EBC-2	30002	10.0
Cordless Electric Cutter Complete-25 mm	CEBC-1	30018	9.0
Cordless Electric Cutter Complete-50 mm	CEBC-2	30019	10.0
<b>Spare Parts List</b>			
Replacement blade BC-1	EBC-1-B	30003	1.0
Replacement blade BC-2	EBC-2-B	30004	1.0
Retrofit rail kit for EBC1/CEBC1/PBC1	EBC1-RK	30033	0.6
Retrofit rail kit for EBC2/CEBC2/PBC2	EBC2-RK	30034	0.8

## CUTTING CAPACITY-ELECTRIC BELT CUTTER\*

BELT TYPE	EBC1		EBC2	
	METRIC	IMPERIAL	METRIC	IMPERIAL
Rubber	Up to 25 mm	Up to 1"	Up to 50 mm	Up to 2"
PVC	Up to 630 EP	Up to 360 PIW	Up to 2000 EP	Up to 1140 PIW

## PNEUMATIC BELT CUTTER\*

DESCRIPTION	ORDERING NUMBER	ITEM CODE	WT. KGS.
Pneumatic Cutter Complete-25 mm	PBC-1	61356	12.5
Pneumatic Cutter Complete-50 mm	PBC-2	61357	13.5
<b>Spare Parts List</b>			
Filter Set	PBC-FR	61358	2.0



# Heavy-Duty Belt Maintenance Tools

## TUG™ HD® BELT CLAMPS

Complete Set

DESCRIPTION	BELT WIDTH		6 TONNE			8 TONNE		
	mm	in.	ORDERING NUMBER	ITEM CODE	WT. KGS.	ORDERING NUMBER	ITEM CODE	WT. KGS.
A TUG™ HD® Belt Clamp set includes four aluminum clamp bars and four steel clamp ends.	Up to 900	Up to 36	TUG6-36-AL	31700	61	TUG8-36-AL	31706	81
	Up to 1050	Up to 42	TUG6-42-AL	31701	64	TUG8-42-AL	31707	86
	Up to 1200	Up to 48	TUG6-48-AL	31702	67	TUG8-48-AL	31708	91
	Up to 1400	Up to 54	TUG6-54-AL	31703	70	TUG8-54-AL	31709	96
	Up to 1600	Up to 60	TUG6-60-AL	31704	73	TUG8-60-AL	31710	101
	Up to 1800	Up to 72	TUG6-72-AL	31705	80	TUG8-72-AL	31711	111

Contact customer service for information on steel bars.

## TUG™ HD® BELT CLAMPS

Pair of Clamps

DESCRIPTION	BELT WIDTH		6 TONNE			8 TONNE		
	mm	in.	ORDERING NUMBER	ITEM CODE	WT. KGS.	ORDERING NUMBER	ITEM CODE	WT. KGS.
A pair of TUG™ HD® Belt Clamp includes two aluminum clamp bars and two steel clamp ends.	Up to 900	Up to 36	TUG6P-36-AL	31714	30.0	TUG8P-36-AL	31720	40.0
	Up to 1050	Up to 42	TUG6P-42-AL	31715	32.0	TUG8P-42-AL	31721	43.0
	Up to 1200	Up to 48	TUG6P-48-AL	31716	34.0	TUG8P-48-AL	31722	45.0
	Up to 1400	Up to 54	TUG6P-54-AL	31717	35.0	TUG8P-54-AL	31723	48.0
	Up to 1600	Up to 60	TUG6P-60-AL	31718	37.0	TUG8P-60-AL	31724	50.0
	Up to 1800	Up to 72	TUG6P-72-AL	31719	40.0	TUG8P-72-AL	31725	55.0

Contact customer service for information on steel bars.

## TUG™ HD® BELT CLAMPS

Pair of Replacement Bars


DESCRIPTION	BELT WIDTH		6 TONNE			8 TONNE		
	mm	in.	ORDERING NUMBER	ITEM CODE	WT. KGS.	ORDERING NUMBER	ITEM CODE	WT. KGS.
A replacement complete set of TUG™ HD® Belt Clamps includes two aluminum clamp bars.	300	12	TUG6B-12-AL	31728	3.0	TUG8B-12-AL	31735	5.0
	Up to 900	Up to 36	TUG6B-36-AL	31729	10.0	TUG8B-36-AL	31736	15.0
	Up to 1050	Up to 42	TUG6B-42-AL	31730	11.0	TUG8B-42-AL	31737	17.0
	Up to 1200	Up to 48	TUG6B-48-AL	31731	13.0	TUG8B-48-AL	31738	20.0
	Up to 1400	Up to 54	TUG6B-54-AL	31732	14.0	TUG8B-54-AL	31739	22.0
	Up to 1600	Up to 60	TUG6B-60-AL	31733	16.0	TUG8B-60-AL	31740	25.0
	Up to 1800	Up to 72	TUG6B-72-AL	31734	19.0	TUG8B-72-AL	31741	30.0

Contact customer service for information on steel bars.


## TUG™ HD® BELT CLAMPS

Replacement Clamp End

DESCRIPTION	ORDERING NUMBER	ITEM CODE	WT. KGS.
A TUG™ HD® Replacement Clamp End includes one steel clamp end.	31744	TUG6E	10.0
	31747	TUG8E	13.0



 Stock Items (non-shaded)

 Made To Order Items (shaded) 12 week leadtime, minimum order may apply.

# Heavy-Duty Belt Maintenance Tools

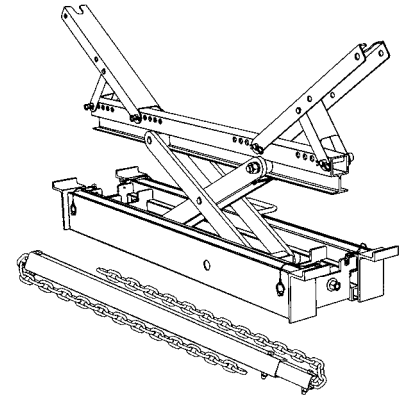
Please apply BCP discounts for all maintenance and installation tools found in this handbook.

## Flex-Lifter™ Conveyor Belt Lifter

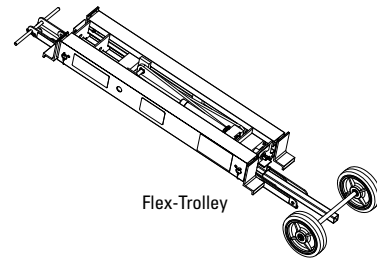
Easy and safe way to lift tensioned belts so mechanical splicing or other maintenance work can be done.

DESCRIPTION	ORDERING NUMBER	ITEM CODE	WT. KG.
Medium Flex-Lifter 900 - 1500 mm	FL-M	76979	27.3
Large Flex-Lifter 1200 - 1800 mm	FL-L	76980	33.6
XL Flex-Lifter 1800 - 2400 mm	FL-XL	76983	68.5
REPLACEMENT PARTS			
Extension Leg - Medium	FLEL-M	76472	1.4
Extension Leg - Large	FLEL-L	76473	1.7
Extension Leg - XL (includes 2 ext. legs)	FLELK-XL	76986	5.9
Extension Leg Pin (with lanyard)	FLELP	76474	0.1
Trough Wing - Medium (with brace)	FLTW-M	76476	0.6
Trough Wing - Large (with brace)	FLTW-L	76477	0.7
Trough Wing - XL (with brace)	FLTW-XL	76985	2.0
Retainer Pin Pack (includes 4 pins)	FLRP	76478	0.5
Retainer Clip Pack (includes 4 clips)	FLCP	76479	0.1
M-L Shear Pin Kit	FL-PKIT-ML	77250	0.2
XL Shear Pin Kit	FL-PKIT-XL	77251	0.3
Return Lift Bar - Medium	FLRLB-M	76482	8.4
Return Lift Bar - Large	FLRLB-L	76481	18.2
V-Return Lift Bar - XL	FLVRL-XL	76984	28.6
Flex-Trolley	N/A	77729	N/A

Return lift bars included with medium and large models. Sold separately with XL models.



Flex-Lifter



Flex-Trolley

## Safe Lifting Capacity

Height		Max. Weight			
		Medium/Large		XL	
mm	in.	kg.	lbs.	kg.	lbs.
0-25	0-1	225	500	500	1100
25-50	1-2	450	1000	815	1800
50-75	2-3	675	1500	1140	2500
75-100	3-4	900	2000	1450	3200
100-125	4-5	1150	2500	1680	3700
125-150	5-6	1350	3000	2090	4600
150-175	6-7	3500	3500	5300	5300
>175	>7	4000	4000	6000	6000

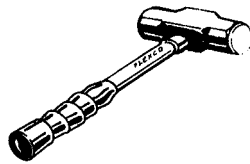
## Aluminum Content Flex-Lifter

ALUMINUM ALLOY TYPE	PERCENT	
	Mg Magnesium	Ti Titanium
4043	0.05%	0.2%
5356	5.5%	0.2%
6005	0.6%	0.1%
6061	1.0%	0.0%
6063	0.7%	0.0%
7075	2.5%	0.0%

# Heavy-Duty Belt Maintenance Tools

## FOUR LB. HAMMER

ORDERING NUMBER	ITEM CODE	WT. KGS.
4FH	30435	2.4
6FH	30375	3.3

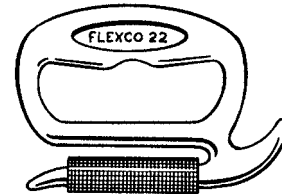


Please apply BCP discounts for all maintenance and installation tools found in this handbook.

## FLEXCO® BELT GRIPS

GRIPS BELTS UP TO 16 mm (5/8") SOLD BY THE PAIR

ORDERING NUMBER	ITEM CODE	WT. KGS.
22	30882	1.1



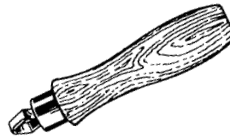
## FLEXCO® SILICONE LUBRICANT PUMP

ORDERING NUMBER	ITEM CODE	PKG. QTY.	WT. KGS.
SLP5	30933	1	0.6



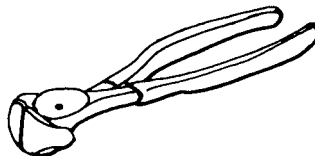
## FLEXCO® BELT IDENTIFICATION TOOL

ORDERING NUMBER	ITEM CODE	WT. KGS.
BT-1	31075	.03



## BELT NIPPER

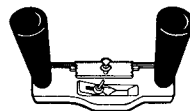
ORDERING NUMBER	ITEM CODE	WT. KGS.
BN-1	50003	0.4



## FLEXCO® BELT GROOVER

(11.1 mm (7/16") WIDE GROOVE PATH)

ORDERING NUMBER	ITEM CODE	WT. KGS.
FBG1	31978	0.8
EXTRA BLADES		
HSP3	31980	0.05



Stock Items (non-shaded)

Made To Order Items (shaded) 12 week leadtime, minimum order may apply.

# Index By Ordering Number

Order Number	Page	Order Number	Page	Order Number	Page	Order Number	Page
3	83	20410	87	900984	88	1-1/2ES	83
7	37	20411	87	00	37	1&7H12	36
16	86	20412	87	00-12	34	1&7H18	36
22	91	20413	87	00-14	34	1&7H24	36
110	66	20414	87	00-16	34	1&7H30	36
110	71	2-60	85	00-18	34	1&7H36	36
110	84	3-60	85	00-20	34	1&7H48	36
110	86	22098	34	00-22	34	1&7H6	36
112	84	2-72	85	00-24	34	1&7H60	36
112	86	3-72	85	00-30	34	1&7SH12	36
113	84	30023	70	00-36	34	1&7SH18	36
113	86	30453	84	00-42	34	1&7SH24	36
436	70	31744	89	00-48	34	1&7SH30	36
448	70	31747	89	00-60	34	1&7SH36	36
460	70	2-1/2	83	00-600	34	1&7SH48	36
536	70	42928	34	00H12	36	1&7SH60	36
548	70	42930	34	00H18	36	100*	71
719	8	42932	34	00H24	36	100T-1200	47
908	8	42934	34	00H30	36	100T-300	47
5552	66	42936	34	00H36	36	100T-600	47
5552	71	42938	34	00H48	36	100T-900	47
5552	84	42940	34	00H6	36	125-RET-50	41
5552	86	42942	34	00H60	36	125MA	42
5552	86	42944	34	00S	37	12LACER	28
5552	86	42946	34	00S-12	35	12Lacer-chain	28
2-30	85	1-12	85	00S-14	35	140-12	85
11871	34	1-14	85	00S-16	35	140-14	85
1-36	85	1-16	85	00S-18	35	140-16	85
2-36	85	1-18	85	00S-20	35	140-18	85
3-36	85	1-20	85	00S-24	35	140-20	85
13332	34	1-24	85	00S-30	35	140-24	85
1-42	85	1-30	85	00S-36	35	140-30	85
2-42	85	2-12	85	00S-42	35	140-36	85
3-42	85	2-18	85	00S-48	35	140-42	85
15523	34	2-24	85	00S-60	35	140-48	85
1-48	85	50009	40	00S-600	35	140C	83
2-48	85	400430	70	00S-900	35	140CMA	83
3-48	85	400436	70	00SH24	36	140E	83
17715	34	400442	70	00SH36	36	140EE	83
2-54	85	400448	70	00SH48	36	140EMA	83
20377	87	400460	70	00SH60	36	140ES	83
20378	87	840836	88	1 & 7 CLIP	36	140VP	83
20379	87	840848	88	1-1/2-12	85	15	37
20381	87	840860	88	1-1/2-18	85	15 & 20 CLIP	36
20382	87	840872	88	1-1/2-20	85	15-12	34
20387	87	840884	88	1-1/2-24	85	15-14	34
20388	87	900924	50	1-1/2-30	85	15-16	34
20397	87	900924	88	1-1/2-36	85	15-18	34
20397	87	900936	50	1-1/2-42	85	15-20	34
20398	87	900936	88	1-1/2-48	85	15-22	34
20398	87	900948	50	1-1/2-54	85	15-24	34
20399	70	900948	88	1-1/2-60	85	15-26	34
20399	87	900960	50	1-1/2-72	85	15-28	34
20400	87	900960	88	1-1/2C	83	15-30	34
20406	87	900972	50	1-1/2E	83	15-32	34
20407	87	900972	88	1-1/2EMA	83	15-36	34
20409	87	900984	50	1-1/2EMAP	83	15-42	34

# Index By Ordering Number

Order Number	Page	Order Number	Page	Order Number	Page	Order Number	Page
15-48	34	1A-14	34	1S6	15	20-16	34
15-60	34	1A-16	34	1S6NYS	15	20-18	34
150T-1200	47	1A-18	34	1SPG12	14	20-20	34
150T-300	47	1A-20	34	1SPG12NY	14	20-22	34
150T-600	47	1A-22	34	1SPG6	14	20-24	34
150T-900	47	1A-24	34	1SPG6NY	14	20-28	34
15E	37	1A-30	34	1SPHT12	14	20-30	34
15H12	36	1A-36	34	1SPHT6	14	20-32	34
15H18	36	1A-42	34	1SPS12	15	20-36	34
15H24	36	1A-48	34	1SPS12NYS	15	20-42	34
15H30	36	1A-60	34	1SPS6	15	20-48	34
15H36	36	1A-600	34	1SPS6NYS	15	20-60	34
15H48	36	1AS	37	1SPSS12	15	20398	70
15H60	36	1E	83	1SPSS6	15	20E	37
15RH12	37	1G12	14	1SS12	15	20H12	36
15S	37	1G12NY	14	1SS6	15	20H18	36
15S-12	35	1G6	14	1VL-7	27	20H24	36
15S-14	35	1G6NY	14	1XSPG12	14	20H30	36
15S-16	35	1HT12	14	1XSPG12NY	14	20H36	36
15S-18	35	1HT6	14	1XSPG6	14	20H48	36
15S-20	35	1LLG12	14	1XSPG6NY	14	20H60	36
15S-24	35	1LLG12NY	14	1XSPHT12	14	20RH12	37
15S-28	35	1LLG6	14	1XSPHT6	14	20S	37
15S-30	35	1LLG6NY	14	1XSPS12	15	20S-12	35
15S-36	35	1LLHT12	14	1XSPS12NYS	15	20S-14	35
15S-42	35	1LLHT6	14	1XSPS6	15	20S-16	35
15S-48	35	1LLS12	15	1XSPS6NYS	15	20S-18	35
15S-60	35	1LLS6	15	1XSPSS12	15	20S-20	35
15SH18	36	1LLS6NYS	15	1XSPSS6	15	20S-24	35
15SH24	36	1LLSPG12	14	2-1/2-20	85	20S-30	35
15SH30	36	1LLSPG6	14	2-1/2-24	85	20S-36	35
15SH36	36	1LLSPHT12	14	2-1/2-30	85	20S-42	35
15SH48	36	1LLSPS12	15	2-1/2-36	85	20S-48	35
15SH60	36	1LLSPSS12	15	2-1/2-42	85	20S-60	35
187-RET-50	41	1LLSS12	15	2-1/2-48	85	20SH24	36
187MA	42	1LLSS6	15	2-1/2-54	85	20SH30	36
190-12	85	1LLXSPG12	14	2-1/2-60	85	20SH36	36
190-14	85	1LLXSPG6	14	2-1/2-72	85	20SH48	36
190-16	85	1LLXSPHT12	14	2-1/2L	83	20SRH12	37
190-18	85	1LLXSPS12	15	2-1/4-24	85	25 & 27 CLIP	36
190-20	85	1LLXSPSS12	15	2-1/4-30	85	25-12	34
190-24	85	1LW95	27	2-1/4-36	85	25-14	34
190-26	85	1S-12	35	2-1/4-42	85	25-16	34
190-28	85	1S-14	35	2-1/4-48	85	25-18	34
190-30	85	1S-16	35	2-1/4-54	85	25-20	34
190-36	85	1S-18	35	2-1/4-60	85	25-22	34
190-42	85	1S-20	35	2-1/4-72	85	25-24	34
190-48	85	1S-24	35	2-1/4C	83	25-26	34
190-60	85	1S-30	35	2-1/4C	86	25-28	34
190C	83	1S-36	35	2-1/4E	83	25-30	34
190E	83	1S-42	35	2-1/4E	86	25-36	34
190EE	83	1S-48	35	2-1/4EE	86	25-42	34
190EMA	83	1S-54	35	2-1/4ES	83	25-48	34
190ES	83	1S-60	35	2-1/4ES	86	25-54	34
190VP	83	1S-600	35	20	37	25-60	34
1A	37	1S12	15	20-12	34	25-600	34
1A-12	34	1S12NYS	15	20-14	34	25-SS-300	8

# Index By Ordering Number

Order Number	Page	Order Number	Page	Order Number	Page	Order Number	Page
25&27H12	36	25LPSS6NYS	17	25SS4NYS	18	2SPGNY	11
25&27H18	36	25S-12	35	25SS5/8NYS	18	2SPHT	11
25&27H24	36	25S-14	35	25SS6	17	2SPM	12
25&27H30	36	25S-16	35	25SS6NYS	17	2SPS	12
25&27H36	36	25S-18	35	25VL-7	27	2SPSNYS	12
25&27H48	36	25S-20	35	25XLW	27	2SPSS	12
25&27H60	36	25S-24	35	27-12	34	2SS	12
25&27SH12	36	25S-30	35	27-14	34	2VP	83
25&27SH18	36	25S-36	35	27-16	34	2W	87
25&27SH24	36	25S-42	35	27-18	34	2WE	87
25&27SH30	36	25S-48	35	27-20	34	2WL	87
25&27SH36	36	25S-60	35	27-22	34	2WS	87
25&27SH48	36	25SP-G-035W-P	31	27-24	34	2WT	87
25&27SH60	36	25SP-G-035W-TPU1	31	27-26	34	3-1G	11
25D	37	25SP-G-040W-P	31	27-28	34	3-1GNY	11
25DS	37	25SP-G-040W-TPU1	31	27-30	34	3-1HT	11
25E	37	25SP-G-048W-P	31	27-32	34	3-1S	12
25G	37	25SP-G-048W-TPU1	31	27-36	34	3-1SS	12
25G1-1/2NY	18	25SP-G-050W-P	31	27-42	34	3-4-1/2G	11
25G1-1/4NY	18	25SP-G-050W-TPU1	31	27-48	34	3-4-1/2G(26)W-8	13
25G1-3/4NY	18	25SP-G-057W-P	31	27-54	34	3-4-1/2G(42)W-4	13
25G1-7/8NY	18	25SP-G-057W-TPU1	31	27-60	34	3-4-1/2G(67)-10POP	13
25G12	17	25SP-G-063W-P	31	27E	37	3-4-1/2GNY	11
25G12NY	17	25SP-G-063W-TPU1	31	27K	37	30023L	70
25G1NY	18	25SP-G-075W-P	31	27KS	37	30LSS	16
25G2-1/2NY	18	25SP-G-075W-TPU1	31	27L	37	30SS	16
25G2-1/4NY	18	25SP-G-090W-P	31	27RH12	37	310-RET-50	77
25G2-3/4NY	18	25SP-G-090W-TPU1	31	27S-12	35	35 CLIP	36
25G2NY	18	25SP-G-100W-P	31	27S-14	35	35-12	34
25G3-1/2NY	18	25SP-G-115W-P	31	27S-16	35	35-14	34
25G3-1/4NY	18	25SP-G-115W-TPU1	31	27S-18	35	35-16	34
25G3/4NY	18	25SP-SS-035W-P	31	27S-20	35	35-18	34
25G3NY	18	25SP-SS-040W-P	31	27S-24	35	35-20	34
25G4-1/2NY	18	25SP-SS-048W-P	31	27S-30	35	35-24	34
25G4NY	18	25SP-SS-050W	8	27S-36	35	35-30	34
25G5/8NY	18	25SP-SS-050W-P	31	27S-42	35	35-36	34
25G6	17	25SP-SS-057W-P	31	27S-48	35	35-42	34
25G6NY	17	25SP-SS-063W	8	27S-60	35	35-48	34
25G7/8NY	18	25SP-SS-075W-P	31	2B	12	35-54	34
25LEVER	27	25SP-SS-090W-P	31	2BH	84	35-60	34
25LL-SS-300	8	25SP-SS-100W-P	31	2BH	86	35E	37
25LLG12	17	25SP-SS-115W-P	31	2BH	86	35H12	36
25LLG12NY	17	25SP-SS-300	8	2BH	86	35H18	36
25LLG6	17	25SRH12	37	2C	83	35H24	36
25LLG6NY	17	25SS1-1/2NYS	18	2E	83	35H30	36
25LLSP-SS-075W	8	25SS1-1/4NYS	18	2EE	83	35H36	36
25LLSP-SS-300	8	25SS1-7/8NYS	18	2EMA	83	35H48	36
25LLSS12	17	25SS12	17	2EMAP	83	35H60	36
25LLSS6	17	25SS12NYS	17	2ES	83	35N	37
25LLSS6NYS	17	25SS1NYS	18	2G	11	35NS	37
25LPG12	17	25SS2-1/2NYS	18	2GNY	11	35RD-GB5-4	81
25LPG12NY	17	25SS2-1/4NYS	18	2HT	11	35RD-GB8-4	81
25LPG6	17	25SS2-3/4NYS	18	2M	12	35RH12	37
25LPG6NY	17	25SS2NYS	18	2S	12	35S-12	35
25LPSS12	17	25SS3-1/2NYS	18	2SNYS	12	35S-14	35
25LPSS12NYS	17	25SS3/4NYS	18	2SPB	12	35S-16	35
25LPSS6	17	25SS3NYS	18	2SPG	11	35S-18	35

# Index By Ordering Number

Order Number	Page	Order Number	Page	Order Number	Page	Order Number	Page
35S-20	35	4-1/2HT	11	5-3GW	11	6G	11
35S-24	35	4-1/2M	12	5-3HT	11	6GW	11
35S-30	35	4-1/2RHXTX	11	5-3S	12	6HT	11
35S-36	35	4-1/2RHXTX(26)W-8	13	55-12	34	6S	12
35S-42	35	4-1/2RHXTX(41)W-4	13	55-14	34	6SS	12
35S-48	35	4-1/2RHXTX(45)W-4	13	55-16	34	6SW	12
35S-60	35	4-1/2S	12	55-18	34	7-600	34
35SH12	36	4-1/2SS	12	55-20	34	7G	11
35SH24	36	4-2G	11	55-24	34	7GW	11
35SH30	36	4-2GNY	11	55-30	34	7S	12
35SH36	36	4-2HT	11	55-36	34	7S-12	35
35SH48	36	4-2S	12	55-42	34	7S-14	35
36H	16	4-2SNYS	12	55-48	34	7S-16	35
36LEVER	27	4-S-300	8	55-60	34	7S-18	35
36LLH	16	400	70	55-600	34	7S-20	35
36LLLPSS	16	40169-550SJ48NCS	69	55&65H24	36	7S-24	35
36LLSPH	16	430	70	55&65H36	36	7S-28	35
36LLSPSS	16	442	70	55&65H48	36	7S-30	35
36LLSS	16	45 CLIP	36	55&65H60	36	7S-36	35
36SPH	16	45-12	34	55&65RH12	37	7S-42	35
36SPSS	16	45-14	34	55&65SH24	36	7S-48	35
36SS	16	45-16	34	550J18NC	69	7S-60	35
36VL-7	27	45-18	34	550J24NC	69	7S-600	35
375X-24	70	45-20	34	550J30NC	69	7S-Trans	37
375X-36	70	45-24	34	550J36NC	69	7SS	12
375X-48	70	45-30	34	550J42NC	69	7SW	12
375X/550	70	45-36	34	550J48NC	69	820/840-1CB	88
375XEJ60NB	69	45-42	34	550J60NC	69	820/840WA	50
375XJ12NC	69	45-48	34	550SJ36NCS	69	820/840WA	88
375XJ18NC	69	45-60	34	55S-18	35	840-36CL	50
375XJ24NC	69	45H12	36	55S-24	35	840-48CL	50
375XJ30NC	69	45H24	36	55S-30	35	840-60CL	50
375XJ36NC	69	45H36	36	55S-36	35	840-72CL	50
375XJ48NC	69	45H48	36	55S-48	35	840SD	50
375XSJ30NCS	69	45H60	36	55W	37	840SD	88
375XSJ36NCS	69	45RH12	37	55WS	37	845-CBK	50
375XSJ48NCS	69	45S-12	35	5APSS	16	845836LD	50
3B	12	45S-18	35	5G	11	845848LD	50
3G	11	45S-24	35	5GW	11	845860LD	50
3GNY	11	45S-30	35	5HT	11	845872LD	50
3HT	11	45S-36	35	5S	12	900CBK	50
3HT-WIDE	11	45S-42	35	5SS	12	900CBK	88
3L	83	45S-48	35	5SW	12	A10	66
3L	86	45SH36	36	62-RET-50	41	A100P	47
3LB	83	45SH48	36	65-12	34	A10S	66
3LWLB	83	45U	37	65-18	34	A150P	47
3M	12	45US	37	65-24	34	A2-1200	9
3S	12	4APSS	16	65-30	34	A2-300	9
3SNYS	12	4B	12	65-36	34	A2-S-300	9
3SS	12	4FH	91	65-48	34	A2-S-600	9
4-1/2-3HT	11	4G	11	65-60	34	A2-SS-600	9
4-1/2-3RHXTX	11	4GNY	11	65X	37	A3-1200	9
4-1/2-3RHXTX(45)W-4	13	4HT	11	6APPSS	16	A3-300	9
4-1/2-4RHXTX(42)W-4	13	4M	12	6APSS	16	A3-S-300	9
4-1/2-SW	12	4S	12	6D	70	A3-S-600	9
4-1/2G	11	4SNYS	12	6FH	79	A3-SS-600	9
4-1/2GW	11	5-3G	11	6FH	91	A312	49

# Index By Ordering Number

Order Number	Page	Order Number	Page	Order Number	Page	Order Number	Page
A31255	49	AERO-S10.5-1500	54	APF100W-500	46	ASLB50/30	47
A31274	49	AERO-S10.5-300	54	APF150B-100	46	ASLB60/30	47
A4-S-300	9	AERO-S10.5-600	54	APF150B-50	46	ASLB90/3	47
A4-S-600	9	AERO-S10.5-900	54	APF150B-500	46	ASLB90D/10	47
A4-SS-600	9	AERO-S13-1200	54	APF150BLUE-100	46	ASLB90D/3	47
A40-S-300	9	AERO-S13-1500	54	APF150BLUE-50	46	ASLB90D/30	47
A40-S-600	9	AERO-S13-300	54	APF150BLUE-500	46	ASLBLUE50/3	47
A40-SS-300	9	AERO-S13-600	54	APF150W-100	46	ASLBLUE60/3	47
A40-SS-600	9	AERO-S13-900	54	APF150W-50	46	ASLBLUE90/3	47
A40LL-S-300	9	AERO-S30.5-1225	53	APF150W-500	46	ASLHP60-C	47
A40LL-S-600	9	AERO-S30.5-1525	53	AR1P	44	ASLHP80-C	47
A40LL-SS-1000	9	AERO-S30.5-1835	53	AR1P	44	ASLHP90-C	47
A40LL-SS-300	9	AERO-S30.5-2135	53	AR2-36-AL	80	AV100	49
A40LL-SS-600	9	AERO-S30.5-325	53	AR3-15	44	AV20	49
A40LLSP-S-300	9	AERO-S30.5-625	53	ARJ10/250	44	AV250	49
A40LLSP-SS-300	9	AERO-S30.5-925	53	ARJ14/350	44	AVGBNE	67
A40SP-S-600	9	AERO-S10.5-230-25M SILICONE	54	ARJ4/100	44	AVGBNE-500	67
A40SP-SS-600	9	AERO-S10.5-25M SILICONE 0.5MM	53	ARJ6/150	44	AVGBNEB	67
AC6-1050-1	78	AERO-SI3-1225	53	ARJ7/175	44	AVGBNEB-500	67
AC6-1200-1	78	AERO-SI3-1525	53	ARSH10/250	44	AVGWNE-500	67
AC6-1350-1	78	AERO-SI3-1835	53	ARSH14/350	44	AVGWNEB	67
AC6-1500-1	78	AERO-SI3-2135	53	ARSH4/100	44	AVGWNEB-500	67
AC6-1800-1	78	AERO-SI3-625	53	ARSH6/150	44	B10	66
ACS6-1050-1	78	AERO-SI3-925	53	ARSH7/175	44	B10S	66
ACS6-1200-1	78	AERO-SI3-325	53	ARSS1-10/250	44	B1B	71
ACS6-1500	78	AERO-SPLICE-TAPE-66X101	53	ARSS1-14/350	44	B1B	84
ACS6-1800	78	AMIGO-1000-BLADES-5	55	ARSS1-4/100	44	B2B	84
Adapter Spring Clip	29	AMIGO-1000-CABLE-1X115-IEC520	55	ARSS1-6/150	44	B3B	84
AERO-1225	53	AMIGO-1000-SPLICEPRESS	55	ARSS1-7/175	44	B437	49
AERO-1525	53	AMIGO-1000-TMPLT-08592	55	ART-14	44	B43740	49
AERO-1835	53	AMIGO-1000-TMPLT-08593	55	ART-7	44	B43750	49
AERO-2-CA-1X230	54	AMIGO-1000-TMPLT-08594	55	ART14-5	44	B43755	49
AERO-2-CA-1X230-N6-30	54	AMIGO-1000-TMPLT-08595	55	ART7-5	44	B43760	49
AERO-2-CA-1X230-NL6-30	54	AMIGO-1000-TMPLT-08596	55	ART7-7	44	B43774	49
AERO-2-CA-3X230	54	AMIGO-1000-TMPLT-08597	55	ARTK-14	44	B43774M	49
AERO-2-CA-3X230-NL15-20	54	AMIGO-1000-TMPLT-08603	55	ARTK-7	44	BB	49
AERO-2-CA-3X230-NL15-30	54	AMIGO-1000-TMPLT-08710	55	ASL160/3	47	BB4	49
AERO-2-CA-3X400-IEC4/3-16	54	AMIGO-1000-TMPLT-08739	55	ASL160/30	47	BB455	49
AERO-2-CA-3X460	54	AMIGO-1000-TMPLT-08741	55	ASL190/10	47	BBL-10	27
AERO-2-CA-3X460-NL16-20	54	AMIGO-1000-TMPLT-08776	55	ASL190/3	47	BBL-7	27
AERO-2-CA-3X460-NL16-30	54	AMIGO-1000-TMPLT-08788	55	ASL50/3	47	Binder-GAL	51
AERO-2135	53	AMIGO-1000-TMPLT-08847	55	ASL50/30	47	Binder-PT	51
AERO-300	54	AMIGO-1000-TMPLT-08849	55	ASL60/10	47	Binder-QT	51
AERO-625	53	AMIGO-1000-TMPLT-08855	55	ASL60/3	47	Blade-10	50
AERO-925	53	AMIGO-1000-TMPLT-08856	55	ASL60/30	47	Blade-14	50
AERO-G3-CBL-110V1PH-IEC60309	53	AMIGO-FRICTIONTAPE-33X25	55	ASL60D/10	47	Blade-25-6	50
AERO-G3-CBL-110V1PH-N5-15	53	APC-1	22	ASL60D/3	47	Blade-6	50
AERO-G3-CBL-230V1PH-3112-10	53	APC-1	41	ASL60D/30	47	Block-10	50
AERO-G3-CBL-230V1PH-BS1363-13	53	APC-1	51	ASL80H/3	47	Block-14	50
AERO-G3-CBL-230V1PH-ESHUKO-16	53	APF100B-100	46	ASL90/10	47	Block-6	50
AERO-G3-CBL-230V1PH-NL6-30	53	APF100B-50	46	ASL90/3	47	BN-1	41
AERO-G3-CBL-230V3PH-L15-30	53	APF100B-500	46	ASL90/30	47	BN-1	51
AERO-G3-CBL-230V3PH-NL15-20	53	APF100BLUE-100	46	ASL90D/10	47	BN-1	91
AERO-G3-CBL-400V3PH-N-IEC60309	53	APF100BLUE-50	46	ASL90D/3	47	Brass Bushing	29
AERO-G3-CBL-400V3PH+N-IEC60309	53	APF100BLUE-500	46	ASL90D/30	47	BRPS	80
AERO-S10.5-10M	54	APF100W-100	46	ASLB50/10	47	BT-1	84
AERO-S10.5-1200	54	APF100W-50	46	ASLB50/3	47	BT-1	91



# Index By Ordering Number

Order Number	Page	Order Number	Page	Order Number	Page	Order Number	Page
BV100	49	CSRL8G	76	DL093X10FT-W/10FT	22	FGB-BL3-42/1067	59
BV20	49	CSRL8G-S	76	DL093X25FT-W/5FT	22	FGB-BL3-48/1219	59
BV250	49	CSRL8G-S-W	76	DL109	23	FGB-BL3-54/1372	59
BVGBNE-500	67	CSRL8G-W	76	DL109-C	21	FGB-BL3-60/1524	59
BVGBNEB	67	CSRL8H	76	DL125	23	FGB-MD3-12/305	59
BVGBNEB-500	67	CSRL8H-S	76	DL125-C	21	FGB-MD3-18/457	59
BVGWNE-500	67	CSRL8H-S-W	76	DR-SW	81	FGB-MD3-24/610	59
BVGWNEB-500	67	CSRL8H-W	76	Drive Handle Assembly	88	FGB-MD3-30/762	59
C10	66	CSRLA	76	DSS065	23	FGB-MD3-36/914	59
C10S	66	CSRLA-S	76	DSS065-C	21	FGB-MD3-42/1067	59
C150	42	CSRLA-S-W	76	DSS093	23	FGB-MD3-48/1219	59
C1C	84	CSRLA-W	76	DSS093-123	23	FGB-MD3-54/1372	59
C2C	84	CSRLB	76	DSS093-246	23	FGB-MD3-60/1524	59
C531	49	CSRLB-S	76	DSS093-C	21	FGB-W3-12/305	59
C53150	49	CSRLB-S-W	76	DSS109	23	FGB-W3-18/457	59
C53155	49	CSRLB-W	76	DSS109-C	21	FGB-W3-24/610	59
C53174	49	CSRLC	76	EBC-1	88	FGB-W3-30/762	59
C62520	49	CSRLC-S	76	EBC-1-B	88	FGB-W3-36/914	59
C62523	49	CSRLC-S-W	76	EBC-2	88	FGB-W3-42/1067	59
C62540	49	CSRLC-W	76	EBC-2-B	88	FGB-W3-48/1219	59
C62560	49	CSRLD	76	EBC1-RK	88	FGB-W3-54/1372	59
CABLE STRIPPER	22	CSRLD-S	76	EBC2-RK	88	FGB-W3-60/1524	59
Carding Paper Remover	51	CSRLD-S-W	76	EC1-1/4	65	FGENDPLT	59
CEBC-1	88	CSRLD-W	76	EC1-1/4-C	65	FGHEXNUT	59
CEBC-2	88	CSRLE	76	EC1-1/4-T	65	FGHRDWRKIT	59
Clamp Knob Assembly	46	CSRLE-S	76	EC2	65	FGO-RGKIT/32	59
Clipper Scissors	51	CSRLE-S-W	76	EC2-C	65	FGO-RLG/1	59
Clipper-HookGauge	51	CSRLE-W	76	EC2-T	65	FGO-RSM/1	59
Cover-12	28	CSRLF	76	EC3	65	FGP-BL3-12	58
Cover-25	28	CSRLF-S	76	EC3-C	65	FGP-BL3-18	58
Cover-38	28	CSRLF-S-W	76	EC3-T	65	FGP-BL3-24	58
CP1.4-035-100/BX	31	CSRLF-W	76	EC4	65	FGP-BL3-30	58
CP1.4-035-100/BX	31	CSRLG	76	EC4-C	65	FGP-BL3-36	58
CP1.4-040-100/BX	31	CSRLG-S	76	EC4-T	65	FGP-BL3-42	58
CP1.4-040-100/BX	31	CSRLG-S-W	76	EC4F	65	FGP-BL3-48	58
CP1.4-048-100/BX	31	CSRLG-W	76	EC4FT	65	FGP-BL3-54	58
CP1.4-048-100/BX	31	Cutter-14	50	EC6	65	FGP-BL3-60	58
CP1.4-050-100/BX	31	Cutter-25-26	50	EC6-C	65	FGP-MD3-12	58
CP1.4-050-100/BX	31	Cutter-Unibar Wire	51	EC6F*	65	FGP-MD3-18	58
CP1.4-057-100/BX	31	CV100	49	ECF	65	FGP-MD3-24	58
CP1.4-063-100/BX	31	CV250	49	ECFS	65	FGP-MD3-30	58
CP1.4-075-100/BX	31	CVGBNE-300	67	ECFT	65	FGP-MD3-36	58
CP1.4-090-50/BX	31	CVGBNEB-300	67	EH-12	28	FGP-MD3-42	58
CP1.4-100-50/BX	31	CVGWNE-300	67	EH-25	28	FGP-MD3-48	58
CP1.4-115-50/BX	31	CVGWNEB-300	67	EH-38	28	FGP-MD3-54	58
CSRL8D	76	CW1024	66	EPRDSS-DR	81	FGP-MD3-60	58
CSRL8D-S	76	CW25/100	66	EPRDVSK-1	81	FGP-W3-12	58
CSRL8D-S-W	76	CWS1024	66	Face Strip Knobs	25	FGP-W3-18	58
CSRL8D-W	76	D750	49	Face Strip Knobs	26	FGP-W3-24	58
CSRL8E	76	D75050	49	FBG1	84	FGP-W3-30	58
CSRL8E-S	76	D75060	49	FBG1	91	FGP-W3-36	58
CSRL8E-S-W	76	D75074	49	FG-C-GAUGE	59	FGP-W3-42	58
CSRL8E-W	76	DL065-C	21	FGB-BL3-12/305	59	FGP-W3-48	58
CSRL8F	76	DL065X25FT-W/5FT	22	FGB-BL3-18/457	59	FGP-W3-54	58
CSRL8F-S	76	DL079-C	21	FGB-BL3-24/610	59	FGP-W3-60	58
CSRL8F-S-W	76	DL093	23	FGB-BL3-30/762	59	FGPBSG	59
CSRL8F-W	76	DL093-C	21	FGB-BL3-36/914	59	FGPIN	59

# Index By Ordering Number

Order Number	Page	Order Number	Page	Order Number	Page	Order Number	Page
FGPL-24/610	59	FOR COMB NO P6C2	29	FSMAN36-MICRO	26	HITCHGD-V1-BAR-50IN	61
FGPL-30/762	59	FOR COMB NO P6C2	29	FSMAN4-1/2-24	25	HITCHGD-V1-BAR-50IN	61
FGPL-36/914	59	FOR COMB NO P6C2	29	FSMAN4-1/2-36	25	HITCHGD-V1-BAR-50IN	61
FGPL-42/1067	59	FOR COMB NO P6C2	29	FSMAN4-1/2-48	25	HITCHGD-V1-BAR-62IN	61
FGPL-48/1219	59	FOR COMB NO P6C2	29	FSMAN4-1/2-60	25	HITCHGD-V1-BAR-62IN	61
FGPL-54/1372	59	FOR COMB NO P6C2	29	FSMAN4-1/2-MICRO	26	HITCHGD-V1-BAR-62IN	61
FGPL-60/1524	59	FOR COMB NO P6C2	29	FSMANGXL-1201	25	HITCHGD-V1-BAR-74IN	61
FGPL-66/1676	59	FOR COMB NO P6C2	29	FSMANGXL-901	25	HITCHGD-V1-BAR-74IN	61
FGPL-72/1829	59	FOR COMB NO P6C2	29	FSMANXL-601	25	HITCHGD-V1-BAR-74IN	61
FGSTNDOFFKIT/1	59	FOR COMB NO P6C2	29	G001-SS-1200W	8	HITCHGD-V1-CEN-SEG-10PC-PK	61
FGSTNDOFFKIT/8	59	FOR COMB NO P6C25/36	29	G001A-SS-300W	8	HITCHGD-V1-CEN-SEG-10PC-PK	61
FGTBSG	59	FOR COMB NO P6C25/36	29	G002-SS-1200W	8	HITCHGD-V1-CEN-SEG-10PC-PK	61
FGTHSG	59	FOR COMB NO P6C25/36	29	G003-SS-1200W	8	HITCHGD-V1-CEN-SEG-3IN	61
FGTHUB	59	FOR COMB NO P6C25/36	29	G003-SS-1700W	8	HITCHGD-V1-CEN-SEG-3IN	61
FGTS-18/508	59	FOR COMB NO P6C25/36	29	G006-SS-1050W	8	HITCHGD-V1-CEN-SEG-3IN	61
FGTS-30/762	59	FOR COMB NO P6C25/36	29	G006-SS-1200W	8	HITCHGD-V1-KIT-36IN	61
FGTS-60/1524	59	FOR COMB NO P6C25/36	29	G006-SS-1700W	8	HITCHGD-V1-KIT-42IN	61
FL-L	90	FOR COMB NO P6C25/36	29	G008-SS-1200	8	HITCHGD-V1-KIT-48IN	61
FL-M	90	FOR COMB NO P6C25/36	29	G008-SS-1500	8	HITCHGD-V1-KIT-60IN	61
FL-PKIT-ML	90	FOR COMB NO P6C25/36	29	G1/2-F	66	HITCHGD-V1-KIT-72IN	61
FL-PKIT-XL	90	FOR COMB NO P6C25/36	29	G1/2-FS	66	HITCHGD-V1-LT-END-SEG	61
FL-XL	90	FOR COMB NO P6C25/36	29	G3/4-F	66	HITCHGD-V1-LT-END-SEG	61
FL1-1/2BNE	67	FPD-RK	81	G3/4-FS	66	HITCHGD-V1-LT-END-SEG	61
FL11C	84	FS-1200-G	25	G5/8-F	66	HITCHGD-V1-LT-SEG-5PC-PK	61
FL1BNE	67	FS-1500-G	25	G5/8-FS	66	HITCHGD-V1-LT-SEG-5PC-PK	61
FL7C	84	FS-600-G	25	GAUGE KEY STP MASTER SET	63	HITCHGD-V1-LT-SEG-5PC-PK	61
FLCP	90	FS-900-G	25	GAUGE KIT STP 1.5IN-3IN	63	HITCHGD-V1-MNT-KIT	61
FLEL-L	90	FSGOLDG-1201	24	GAUGE KIT STP 4IN-10IN	63	HITCHGD-V1-MNT-PLATE	61
FLEL-M	90	FSGOLDG-1501	24	GAUGE KIT STP BRIDGE	63	HITCHGD-V1-MT-KIT	61
FLELK-XL	90	FSGOLDG-601	24	GC-1	51	HITCHGD-V1-MT-PLATE	61
FLELP	90	FSGOLDG-901	24	GCB-50	51	HITCHGD-V1-RT-END-SEG	61
Flex-Trolley	90	FSK-1BA	79	GFSA00-14	26	HITCHGD-V1-RT-END-SEG	61
FLRLB-L	90	FSK-1BA	88	GFSA1&7-14	26	HITCHGD-V1-RT-END-SEG	61
FLRLB-M	90	FSK-2	79	Guide Blk Replace Kit > 50,000	25	HITCHGD-V1-RT-SEG-5PC-PK	61
FLRP	90	FSK-2	88	Guide Blk Replace Kit > 50,000	26	HITCHGD-V1-RT-SEG-5PC-PK	61
FLTW-L	90	FSK2-F	88	Guide Blk Replace Kit 3,500 – 50,000	26	HITCHGD-V1-RT-SEG-5PC-PK	61
FLTW-M	90	FSK2-FM	88	Guide Blk Replace Kit 3,500 – 50,000	25	HITCHGD-V3-KIT-36IN	61
FLTW-XL	90	FSK2M	88	H100	71	HITCHGD-V3-KIT-42IN	61
FLVRL-XL	90	FSMAN1-24	25	HB1	71	HITCHGD-V3-KIT-48IN	61
FOR COMB NO P6C1	29	FSMAN1-36	25	HB1	84	HITCHGD-V3-KIT-60IN	61
FOR COMB NO P6C1	29	FSMAN1-48	25	HB1	86	HITCHGD-V3-KIT-72IN	61
FOR COMB NO P6C1	29	FSMAN1-60	25	HB2	84	HITCHGD-V3-MNT-KIT	61
FOR COMB NO P6C1	29	FSMAN1-MICRO	26	HB2	86	HITCHGD-V3-MNT-PL	61
FOR COMB NO P6C1	29	FSMAN2-24	25	HB3	84	HP1	66
FOR COMB NO P6C1	29	FSMAN2-36	25	HB3	86	HP1	71
FOR COMB NO P6C1	29	FSMAN2-48	25	HD1	65	HP1	84
FOR COMB NO P6C1	29	FSMAN2-60	25	HD1-1/4-F	65	HP1	86
FOR COMB NO P6C1	29	FSMAN2-MICRO	26	HD1-F	65	HP2	84
FOR COMB NO P6C1	29	FSMAN30-24	25	HD1-FS	65	HP2	86
FOR COMB NO P6C1	29	FSMAN30-36	25	HD1S	65	HP3	66
FOR COMB NO P6C1	29	FSMAN30-48	25	HD2	65	HP3	84
FOR COMB NO P6C1	29	FSMAN30-60	25	HITCHGD-V1-BAR-38IN	61	HP3	86
FOR COMB NO P6C1	29	FSMAN30-MICRO	26	HITCHGD-V1-BAR-38IN	61	HPRET1	77
FOR COMB NO P6C1	29	FSMAN36-24	25	HITCHGD-V1-BAR-38IN	61	HPRET2	77
FOR COMB NO P6C1	29	FSMAN36-36	25	HITCHGD-V1-BAR-44IN	61	HR1-12	28
FOR COMB NO P6C1	29	FSMAN36-48	25	HITCHGD-V1-BAR-44IN	61	HR1-12	28
FOR COMB NO P6C2	29	FSMAN36-60	25	HITCHGD-V1-BAR-44IN	61	HR1-25	28

# Index By Ordering Number

Order Number	Page	Order Number	Page	Order Number	Page	Order Number	Page
HR1-38	28	LG2	66	MSRT-72E	79	NC-750-1	69
HR1LW95	27	LG2-C	66	MSRT-84	79	NC-750-1	77
HR2-12	28	LG3/4-F	66	MSRT-84-AL	79	NC-900-1	69
HR2-12	28	LG3/4-FS	66	MSRT-94	79	NC-900-1	77
HR2-25	28	Linear Bearing	29	MSRT-94-AL	79	NC-C	69
HR2-38	28	LP1/36-12	28	MSRT8-48	79	NC-C	77
HR25-12	28	LP1/36-12	28	MSRT8-48-AL	79	NC1-C	40
HR25-12	28	LP1/36-25	28	MSRT8-60	79	NC1-X	40
HR25-25	28	LP1/36-38	28	MSRT8-60-AL	79	NC187-C	40
HR25-38	28	LP2-12	28	MSRT8-72	79	NC187-X	40
HR25LW95	27	LP2-12	28	MSRT8-72-AL	79	NC62-C	40
HR2LW95	27	LP2-25	28	MSRT8-84	79	NC62-X	40
HR36-12	28	LP2-38	28	MSRT8-84-AL	79	NCS-1200-1	69
HR36-12	28	LPG-1201-1.6	24	MSRT8-94-AL	79	NCS-1200-1	77
HR36-25	28	LPG-1501-1.6	24	MSRT9-48	79	NCS-1350-1	77
HR36-38	28	LPG-1801-1.6	24	MSRT9-60	79	NCS-1500-1	77
HR36LW95	27	LPG-901-1.6	24	MSRT9-72	79	NCS-900-1	69
HSP3	84	LPMAN1/36-24	25	MSRT9-84	79	NCS-900-1	77
HSP3	91	LPMAN1/36-36	25	MSRTX-30	79	NCS-C	69
HW1	71	LPMAN1/36-48	25	MSRTX-36	79	NCS-C	77
HW1	84	LPMAN1/36-60	25	MSRTX-42	79	NCS065	23
HW1	86	LPMAN1/36-MICRO	26	MSRTX-48	79	NCS065-C	21
HW2	84	LPMANREG-24	25	MSRTX-60	79	NCS065X10FT-W/10FT	22
HW2	86	LPMANREG-36	25	MSRTX-72	79	NCS065X25FT-W/5FT	22
HW3	84	LPMANREG-48	25	MSRTX-84	79	NCS093	23
HW3	86	LPMANREG-60	25	MW043	23	NCS093-C	21
L1-1/2-B	65	LPMANREG-MICRO	26	MW054	23	NCS093X10FT-W/10FT	22
L1-1/2-BS	65	LW95	27	MW072	23	NCS093X15FT-W/2FT	22
L1-1/2-W	65	M-4	51	MW090	23	NCS093X25FT-W/10FT	22
L1-1/2-WS	65	MARGB-14	44	MW090-100	23	NCS093X25FT-W/5FT	22
L1-B	65	MARGB-7	44	N054	23	NCS093X50FT-W/4FT	22
L1-BS	65	MART-14	44	N093	23	NCS093X5FT-W/5FT	22
L1-F	65	MART-GBFW	44	NAC-1050-1	77	NCS1-C	40
L1-W	65	MART-GBK	44	NAC-1200-1	77	NCS1-X	40
L1-WS	65	MART-GBPWS	44	NAC-1400-1	77	NCS125	23
L1/2-F	65	MARTK-14	44	NAC-1500-1	77	NCS125-C	21
L1/2-FS	65	MARTK-7	44	NAC-1800-1	77	NCS156	23
L2-B	65	MDT-1	46	NAC-450-1	77	NCS156-C	21
L2-BS	65	MDT220-1	46	NAC-600-1	77	NCS187-C	40
L2-W	65	MICROLACER	26	NAC-750-1	77	NCS187-X	40
L2-WS	65	MSRT-30	79	NAC-900-1	77	NCS62-C	40
L3-B	65	MSRT-30-AL	79	NAC6-1050-1	78	NCS62-X	40
L3-BS	65	MSRT-30E	79	NAC6-1200-1	78	NCS962-48-1	78
L3-W	65	MSRT-36	79	NAC6-1350-1	78	NCS962-54-1	78
L3-WS	65	MSRT-36-AL	79	NAC6-1500-1	78	NCS962-60-1	78
L3/4-F	65	MSRT-36E	79	NAC6-1800-1	78	NCS962-72-1	78
L3/4-FS	65	MSRT-42	79	NAC6-2130-1	78	NCS962-84-1	78
L5/8-B	65	MSRT-42-AL	79	NAC6-900-1	78	NCS975-48-1	78
L5/8-BS	65	MSRT-42E	79	NC-1050-1	69	NCS975-54-1	78
L5/8-F	65	MSRT-48	79	NC-1050-1	77	NCS975-60-1	78
L5/8-FS	65	MSRT-48-AL	79	NC-1200-1	69	NCS975-72-1	78
L5/8-W	65	MSRT-48E	79	NC-1200-1	77	NCS975-84-1	78
L5/8-WS	65	MSRT-60	79	NC-1500-1	77	NL250-C	46
Lacing Accessory Kit	51	MSRT-60-AL	79	NC-450-1	69	NL250-X	46
Laser Belt Square	50	MSRT-60E	79	NC-450-1	77	NL350-C	46
LG1-1/2	66	MSRT-72	79	NC-600-1	69	NL350-X	46
LG1-1/2-C	66	MSRT-72-AL	79	NC-600-1	77	NP053	23

# Index By Ordering Number

Order Number	Page	Order Number	Page	Order Number	Page	Order Number	Page
NP053-C	21	NY156	23	P2CLPR36	29	PDNSS	81
NP065	23	NY156-12	22	P2GF	29	PDORING	81
NP065-12	22	NY156-C	21	P2GF15	29	PDPR	81
NP065-C	21	NYS053	23	P2P	84	PDTVA	81
NP079	23	NYS053-C	21	P3/4-F	66	PG2	66
NP079-C	21	NYS065	23	P3P	66	PG3	66
NP093	23	NYS065-1-1/2-100	22	P3P	84	PLY-BL Blade & Jig	56
NP093-12	22	NYS065-1-1/4-100	22	P4C1	29	PLY-JG Jig Only	56
NP093-C	21	NYS065-1-100	22	P4C1	29	PLY130-CART	56
NP109	23	NYS065-1-7/8-100	22	P4C1	29	PLY130WB-230V50HZ	56
NP109-12	22	NYS065-12	22	P4C1	29	PLY130WB-460V3PH60HZ	56
NP109-C	21	NYS065-2-1/2-100	22	P4C2	29	PNEUDRIVE1	81
NP125	23	NYS065-2-1/4-100	22	P4C2	29	POLY035X15FT-W/3FT	47
NP125-12	22	NYS065-2-100	22	P4C2	29	POLY047X15FT-W/3FT	47
NP125-C	21	NYS065-3-1/4-50	22	P4C2	29	PRL4	47
NP156	23	NYS065-3-100	22	P4C25/36	29	PRO-120	32
NP156-12	22	NYS065-4-50	22	P4C25/36	29	PRO-120TC-115V-60HZ	32
NP156-C	21	NYS065-5/8-100	22	P4C25/36	29	PRO-150-115V1PH-60HZ	32
NS054	23	NYS065-6-24	22	P4CLPR1	29	PRO-150-200V3PH-50/60HZ	32
NS093	23	NYS065-C	21	P4CLPR25	29	PRO-150-230V1PH-50HZ	32
Nut Driver Roller Lcer Gld Class	25	NYS079	23	P4CLPR36	29	PRO-150-230V1PH-60HZ	32
NY053	23	NYS079-C	21	P4GF	29	PRO-150-230V3PH-50/60HZ	32
NY053-C	21	NYS093	23	P4GF15	29	PRO-150-400V3PH-50/60HZ	32
NY065	23	NYS093-12	22	P6ALLI00M-24	29	PRO-200	29
NY065-1-1/2-100	22	NYS093-C	21	P6ALLI00M-36	29	PRO-200EH	29
NY065-1-1/4-100	22	NYS109	23	P6ALLI1&7-24	29	PRO-400	29
NY065-1-100	22	NYS109-12	22	P6ALLI1&7-36	29	PRO-600	29
NY065-1-3/4-100	22	NYS109-C	21	P6ALLI15-24	29	PRO-6000	29
NY065-1-7/8-100	22	NYS125	23	P6ALLI15-36	29	PSRD-AH	81
NY065-12	22	NYS125-12	22	P6CLPR1M-24	29	PTAH	81
NY065-2-1/2-100	22	NYS125-C	21	P6CLPR1M-36	29	PTL25	27
NY065-2-1/4-100	22	NYS156	23	P6CLPR1M-48	29	PTL30	27
NY065-2-100	22	NYS156-12	22	P6CLPR1M-60	29	PTRD-DR	81
NY065-2-3/4-100	22	NYS156-C	21	P6CLPR25M-24	29	PTRD-RS	81
NY065-3-1/2-50	22	OVGBNEB-500	67	P6CLPR25M-36	29	PTRDK	81
NY065-3-1/4-50	22	OVGWNE-500	67	P6CLPR25M-48	29	PUN-B-50X20-300	56
NY065-3-100	22	OVGWNEB-500	67	P6CLPR25M-60	29	PUN-B-50X20-600	56
NY065-3/4-100	22	P1/2-F	66	P6CLPR2M-24	29	PUN-B-50X20-900	56
NY065-4-1/2-50	22	P120CLPR25SPP	32	P6CLPR2M-36	29	PUN-B-70X15-300	56
NY065-4-50	22	P150CLPR25SPP115V	32	P6CLPR2M-48	29	PUN-B-70X15-600	56
NY065-6-24	22	P150CLPR25SPP230V	32	P6CLPR2M-60	29	PUN-B-70X15-900	56
NY065-7/8-100	22	P1P	66	P6CLPR36M-24	29	PUN-B-80X20-300	56
NY065-C	21	P1P	71	P6CLPR36M-36	29	PUN-B-80X20-600	56
NY079	23	P1P	84	P6CLPR36M-48	29	PUN-B-80X20-900	56
NY079-C	21	P2C1	29	P6CLPR36M-60	29	PUN-B-80X20X113BIAS-600	56
NY093	23	P2C1	29	PB1	41	PUN-B-80X20X113BIAS-900	56
NY093-100	23	P2C1	29	PBC-1	88	PUN-M-300	56
NY093-12	22	P2C1	29	PBC-2	88	PUN-M-600	56
NY093-123	23	P2C2	29	PBC-FR	88	PUN-M-900	56
NY093-246	23	P2C2	29	PCA7-300	46	PUN-M-NYLONPAD-KIT	56
NY093-C	21	P2C2	29	PCA7-600	46	QDBinder-Quart	51
NY109	23	P2C2	29	PDBUMP	81	R-10	27
NY109-12	22	P2C25/36	29	PDCYL	81	R-4	27
NY109-C	21	P2C25/36	29	PDHANDLE	81	R-7	27
NY125	23	P2C25/36	29	PDHK	81	R2J18ANC/450	73
NY125-12	22	P2CLPR1	29	PDNP	81	R2J18BNC/450	73
NY125-C	21	P2CLPR25	29	PDNPS	81	R2J24ANC/600	73

# Index By Ordering Number

Order Number	Page	Order Number	Page	Order Number	Page	Order Number	Page
R2J24BNC/600	73	RAR5-SE-48/1200	74	RS125J30/750NC	39	RS187J4NC	39
R2J30ANC/750	73	RAR6-SE-42/1050	75	RS125J30/750SP	39	RS187J60NC	39
R2J30BNC/750	73	RAR6-SE-60/1500	75	RS125J36/900NC	39	RS187J60SP	39
R2J36ANC/900	73	RAR6-SE-72/1800	75	RS125J36/900SP	39	RS187SJ12/300NCS	39
R2J36BNC/900	73	RAR6-SE-84/2130	75	RS125J40/1000NC	39	RS187SJ12/300SS	39
R2J42ANC/1050	73	RAR6LP-SE-60/1500	75	RS125J42NC	39	RS187SJ16/400NCS	39
R2J42BNC/1050	73	RAR6LP-SE-72/1800	75	RS125J42SP	39	RS187SJ16/400SS	39
R2J48ANC/1200	73	RAR8-SE-48/1200	75	RS125J47/1200NC	39	RS187SJ18/450NCS	39
R2J48BNC/1200	73	RAR8-SE-60/1500	75	RS125J48NC	39	RS187SJ18/450SS	39
R2SJ48ASNCS/1200	73	RAR8-SE-72/1800	75	RS125J48SP	39	RS187SJ20/500NCS	39
R2SJ48BSNCS/1200	73	RAR8-SE-80/2000	75	RS125J4NC	39	RS187SJ20/500SS	39
R2T	73	RAR8-SE-84/2130	75	RS125J60NC	39	RS187SJ24/600NCS	39
R2T-AI	73	RB-1	41	RS125J60SP	39	RS187SJ24/600SS	39
R5-1/2-SE-36/900	74	RB-1	44	RS125MJ24/600MS	39	RS187SJ30/750NCS	39
R5-1/2-SE-42/1050	74	RB-1	51	RS125S-600 (25 sets)	39	RS187SJ30/750SS	39
R5-1/2-SE-48/1200	74	RB-1	66	RS125S-900 (55 sets)	39	RS187SJ36/900NCS	39
R5-1/2-SE-60/1500	74	Return Springs	29	RS125SJ10NCS	39	RS187SJ36/900SS	39
R5-1/2-SE-72/1800	74	RL Carrying Strap	25	RS125SJ12/300NCS	39	RS187SJ42NCS	39
R5-SE-18/450	74	RL-24	25	RS125SJ12/300SS	39	RS187SJ42SS	39
R5-SE-24/600	74	RL-36	25	RS125SJ14NCS	39	RS187SJ47/1200NCS	39
R5-SE-30/750	74	RL-48	25	RS125SJ14SS	39	RS187SJ48NCS	39
R5-SE-36/900	74	RL-60	25	RS125SJ16/400NCS	39	RS187SJ48SS	39
R5-SE-42/1050	74	RL-G24	24	RS125SJ16/400SS	39	RS187SJ60NCS	39
R5-SE-48/1200	74	RL-G36	24	RS125SJ18/450NCS	39	RS187SJ60SS	39
R5-SE-54/1350	74	RL-G48	24	RS125SJ18/450SS	39	RS62J12/300NC	39
R5-SE-60/1500	74	RL-G60	24	RS125SJ20/500NCS	39	RS62J12/300SP	39
R5-SE-72/1800	74	RP1C	86	RS125SJ20/500SS	39	RS62J16/400NC	39
R5J-SE-1050NC	74	RP1C	86	RS125SJ24/600NCS	39	RS62J18/450NC	39
R5J-SE-1200NC	74	RP1E	86	RS125SJ24/600SS	39	RS62J18/450SP	39
R5J-SE-450NC	74	RP1ES	86	RS125SJ30/750NCS	39	RS62J20/500NC	39
R5J-SE-600NC	74	RP2C	86	RS125SJ30/750SS	39	RS62J20/500SP	39
R5J-SE-750NC	74	RP2C	86	RS125SJ36/900NCS	39	RS62J24/600NC	39
R5J-SE-900NC	74	RP2E	86	RS125SJ36/900SS	39	RS62J24/600SP	39
R5MA-SE	74	RP2ES	86	RS125SJ40/1000NCS	39	RS62J30/750NC	39
R5S	73	RS-GOLD-DA	41	RS125SJ42NCS	39	RS62J30/750SP	39
R5S-SE-24/600	74	RS-GOLD-DRIVER	41	RS125SJ42SS	39	RS62J36/900NC	39
R5S-SE-36/900	74	RS-GOLD-FINAL-12	41	RS125SJ47/1200NCS	39	RS62J36/900SP	39
R5S-SE-42/1050	74	RS-GOLD-FINAL-24	41	RS125SJ48NCS	39	RS62J40/1000NC	39
R5S-SE-48/1200	74	RS-GOLD-FINAL-36	41	RS125SJ48SS	39	RS62J42NC	39
R5S-SE-60/1500	74	RS-GOLD-FINAL-48	41	RS125SJ60NCS	39	RS62J42SP	39
R5S-SE-72/1800	74	RS-GOLD-FINAL-6	41	RS125SJ60SS	39	RS62J47/1200NC	39
R6-SE-36/900	75	RS-GOLD-INITIAL-12	41	RS187J12/300NC	39	RS62J48NC	39
R6-SE-42/1050	75	RS-GOLD-INITIAL-24	41	RS187J16/400NC	39	RS62J48SP	39
R6-SE-48/1200	75	RS-GOLD-INITIAL-36	41	RS187J18/450NC	39	RS62J60NC	39
R6-SE-55/1400	75	RS-GOLD-INITIAL-48	41	RS187J18/450SP	39	RS62J60SP	39
R6-SE-60/1500	75	RS-GOLD-INITIAL-6	41	RS187J20/500NC	39	RS62MJ24/600MS	39
R6-SE-72/1800	75	RS125J10NC	39	RS187J20/500SP	39	RS62SJ12/300NCS	39
R9S-SE-48/1200	75	RS125J12/300NC	39	RS187J24/600NC	39	RS62SJ12/300SS	39
R9S-SE-54/1350	75	RS125J14NC	39	RS187J24/600SP	39	RS62SJ18/450NCS	39
R9S-SE-60/1500	75	RS125J16/400NC	39	RS187J30/750NC	39	RS62SJ18/450SS	39
R9S-SE-72/1800	75	RS125J16/400SP	39	RS187J30/750SP	39	RS62SJ20/500SS	39
R9S-SE-84/2130	75	RS125J18/450NC	39	RS187J36/900NC	39	RS62SJ24/600NCS	39
RAR5-1/2-SE-36/900	74	RS125J18/450SP	39	RS187J36/900SP	39	RS62SJ24/600SS	39
RAR5-1/2-SE-42/1050	74	RS125J20/500NC	39	RS187J42NC	39	RS62SJ30/750NCS	39
RAR5-1/2-SE-48/1200	74	RS125J20/500SP	39	RS187J42SP	39	RS62SJ30/750SS	39
RAR5-1/2-SE-60/1500	74	RS125J24/600NC	39	RS187J47NC	39	RS62SJ36/900NCS	39
RAR5-SE-42/1050	74	RS125J24/600SP	39	RS187J48SP	39	RS62SJ36/900SS	39

# Index By Ordering Number

Order Number	Page	Order Number	Page	Order Number	Page	Order Number	Page
RS62SJ42SS	39	SP2-36/900	40	SR9-42	80	SRPS-AL	80
RS62SJ47/1200NCS	39	SP2-42	40	SR9-42-AL	80	SS1-16/400	40
RS62SJ48NCS	39	SP2-48	40	SR9-48	80	SS1-18/450	40
RS62SJ48SS	39	SP2-60	40	SR9-48-AL	80	SS1-20	40
RS62SJ60NCS	39	SP62-12/300	40	SR9-60	80	SS1-24/600	40
RS62SJ60SS	39	SP62-16/400	40	SR9-60-AL	80	SS1-30/750	40
RSAS-1	40	SP62-18/450	40	SR9-72	80	SS1-36/900	40
RSC187	41	SP62-20	40	SR9-72-AL	80	SS1-42	40
RSC187-12	41	SP62-24/600	40	SR9-84	80	SS1-48	40
RSC187-24	41	SP62-30/750	40	SR900	79	SS1-60	40
RSC187-4	41	SP62-36/900	40	SR91-AL	80	SS2-18/450	40
RSC187-6	41	SP62-42	40	SR947	80	SS2-20	40
RSTK4-12	40	SP62-48	40	SRA	73	SS2-24/600	40
RSTK4-6	40	SP62-54	40	SRA	75	SS2-30/750	40
RTBS Rough Top Skiver	41	SP62-60	40	SRA-100	73	SS2-36/900	40
RTBS Rough Top Skiver	51	SR-50	73	SRA-2M	73	SS2-42	40
RTBS Rough Top Skiver	55	SR-CB	79	SRA-E	73	SS2-48	40
S100B	46	SR2-30	80	SRA-E-W	73	SS2-60	40
S125	42	SR2-30-AL	80	SRA-S	73	SS62-12/300	40
S150B	46	SR2-36	80	SRA-S	75	SS62-16/400	40
S187	42	SR2-42	80	SRA-S-2M	73	SS62-18/450	40
S1S	84	SR2-42-AL	80	SRA-S-W-2M	73	SS62-20	40
S1S	71	SR2-48	80	SRA-W-2M	73	SS62-24/600	40
S2S	84	SR2-48-AL	80	SRAA	73	SS62-30/750	40
S3S	84	SR2-60	80	SRAA	75	SS62-36/900	40
SC-1050-1	77	SR2-60-AL	80	SRAA-100	73	SS62-42	40
SC-1200-1	77	SR2-72	80	SRAA-100	75	SS62-48	40
SC-600-1	77	SR2-72-AL	80	SRAA-2M	73	SS62-54	40
SC-900-1	77	SR2-84	80	SRAA-E	73	SS62-60	40
SEB-90/30	47	SR2-84-AL	80	SRAA-E-W	73	SSC-1050-1	77
SLP-5	79	SR22SAAL	80	SRAA-S	73	SSC-1200-1	77
SLP5	71	SR22SAE	80	SRAA-S-2M	73	SSC-600-1	77
SLP5	84	SR22SAM	80	SRAA-S-W-2M	73	SSC-900-1	77
SLP5	91	SR23	80	SRAA-W-2M	73	SSC932-1050-1	77
SM054	23	SR24	80	SRB	73	SSC932-1200-1	77
SM093	23	SR24-AL	80	SRB	75	SSC932-1500-1	77
Smart Lock	51	SR25	80	SRB-100	73	SSC932-750-1	77
Smart Lock	51	SR25-AL	80	SRB-2M	73	SSC932-900-1	77
SMARTCLAMP	50	SR25-AL	80	SRB-E	73	ST-28	41
SMS040	23	SR26	73	SRB-E-W	73	ST3-13	42
SMS054	23	SR27SAAL	80	SRB-S	73	ST3-14	42
SMS093	23	SR27SAE	80	SRB-S	75	ST3-15-6	42
SMSC065	23	SR27SAM	80	SRB-S-2M	73	ST3-3	42
SMSC093	23	SR5-1	80	SRB-S-W-2M	73	ST3-9	42
SP1-16/400	40	SR5-7	73	SRB-W-2M	73	ST4-16	42
SP1-18/450	40	SR700	79	SRC	75	ST4-21	42
SP1-20	40	SR747	80	SRC-S	75	ST4-21H	42
SP1-24/600	40	SR747-AL	80	SRC/D	75	ST4-5	42
SP1-30/750	40	SR757	80	SRC/D-S	75	ST4-8	42
SP1-36/900	40	SR759	79	SRD	75	ST4-8H	42
SP1-42	40	SR759-2	79	SRD-S	75	ST5-16	42
SP1-48	40	SR800	79	SRE	75	ST5-3	44
SP1-60	40	SR859-8	79	SRE-S	75	ST5-3	42
SP2-18/450	40	SR9-30	80	SRF	75	ST5-5	41
SP2-20	40	SR9-30-AL	80	SRF-S	75	ST5-5	42
SP2-24/600	40	SR9-36	80	SRG	75	ST6-9	41
SP2-30/750	40	SR9-36-AL	80	SRG-S	75	ST7-29	41

# Index By Ordering Number

Order Number	Page	Order Number	Page	Order Number	Page	Order Number	Page
ST7-34	41	TGB-2/51-1/1-60/1524	63	TGB-8/203-3/5-36/914	62	TUG8-48-AL	89
ST7-35	41	TGB-3/76-1.5/1.5-24/610	63	TGB-8/203-3/5-42/1067	62	TUG8-54-AL	89
ST7-5	41	TGB-3/76-1.5/1.5-36/914	63	TGB-8/203-3/5-48/1219	62	TUG8-60-AL	89
ST7-5	41	TGB-3/76-1.5/1.5-42/1067	63	TGB-8/203-3/5-60/1524	62	TUG8-72-AL	89
ST7-9	41	TGB-3/76-1.5/1.5-48/1219	63	TGB-8/203-4/4-24/610	62	TUG8B-12-AL	89
ST8-A	41	TGB-3/76-1.5/1.5-60/1524	63	TGB-8/203-4/4-36/914	62	TUG8B-36-AL	89
ST8-C	41	TGB-3/76-2/B-24/610	62	TGB-8/203-4/4-42/1067	62	TUG8B-42-AL	89
T-1-1/2BNIB	67	TGB-3/76-2/B-36/914	62	TGB-8/203-4/4-48/1219	62	TUG8B-48-AL	89
T-1-1/2WNIB	67	TGB-3/76-2/B-42/1067	62	TGB-8/203-4/4-60/1524	62	TUG8B-54-AL	89
T-1/2WNI	67	TGB-3/76-2/B-48/1219	62	TGB-9/229-4/5-24/610	62	TUG8B-60-AL	89
T-1BNIB	67	TGB-3/76-2/B-60/1524	62	TGB-9/229-4/5-36/914	62	TUG8B-72-AL	89
T-1WNIB	67	TGB-4/102-2/2-24/610	62	TGB-9/229-4/5-42/1067	62	TUG8P-36-AL	89
T-2BNIB	67	TGB-4/102-2/2-36/914	62	TGB-9/229-4/5-48/1219	62	TUG8P-42-AL	89
T-2WNIB	67	TGB-4/102-2/2-42/1067	62	TGB-9/229-4/5-60/1524	62	TUG8P-48-AL	89
T-3/4WNI	67	TGB-4/102-2/2-48/1219	62	TGB-BRIDGE SEG-CEN	63	TUG8P-54-AL	89
T-3/4WNIB	67	TGB-4/102-2/2-60/1524	62	TGB-BRIDGE SEG-END	63	TUG8P-60-AL	89
T-3BNIB	67	TGB-4/102-3/B-24/610	62	TGB-EXT-ALUM-BAR-24/610	63	TUG8P-72-AL	89
T2W	87	TGB-4/102-3/B-36/914	62	TGB-EXT-ALUM-BAR-36/914	63	U2C12	19
T2WS72	87	TGB-4/102-3/B-42/1067	62	TGB-EXT-ALUM-BAR-42/1067	63	U2C12W	20
TG-BAR-24/610 RPL BAR	63	TGB-4/102-3/B-48/1219	62	TGB-EXT-ALUM-BAR-48/1219	63	U2C24	19
TG-BAR-36/914 RPL BAR	63	TGB-4/102-3/B-60/1524	62	TGB-EXT-ALUM-BAR-60/1524	63	U2S12	19
TG-BAR-42/1067 RPL BAR	63	TGB-5/127-2/3-24/610	62	TGB-SEG-CENTER-.75/19MM	63	U2S24	19
TG-BAR-48/1219 RPL BAR	63	TGB-5/127-2/3-36/914	62	TGB-SEG-CENTER-1.5/38MM	63	U2SPC12	19
TG-BAR-60/1524 RPL BAR	63	TGB-5/127-2/3-42/1067	62	TGB-SEG-CENTER-1/25MM	63	U2SPS12	19
TG-MTG-BRKT RPL MNTG BRKT	63	TGB-5/127-2/3-48/1219	62	TGB-SEG-CENTER-2 2 IN CTR SEG	63	U2SPS24	19
TGB-1.5-3.0-ANGLE-BRKT-KT	63	TGB-5/127-2/3-60/1524	62	TGB-SEG-CENTER-2-5PC 5 PCS	63	U2SS12	20
TGB-1.5-3.0-IN-GAP-MTNG-KT	63	TGB-5/127-4/B-24/610	62	TGB-SEG-CENTER-3 3 IN CTR SEG	63	U2SS24	20
TGB-1.5-3.0-VERT-BRKT-KT	63	TGB-5/127-4/B-36/914	62	TGB-SEG-CENTER-3-5PC 5 PCS	63	U3-1C12	19
TGB-1.5/38-.75/.75-24/610	63	TGB-5/127-4/B-42/1067	62	TGB-SEG-CENTER-4 4 IN CTR SEG	63	U3-1C24	19
TGB-1.5/38-.75/.75-36/914	63	TGB-5/127-4/B-48/1219	62	TGB-SEG-CENTER-4-5PC 5 PCS	63	U3-1C6	19
TGB-1.5/38-.75/.75-42/1067	63	TGB-5/127-4/B-60/1524	62	TGB-SEG-CENTER-5 5 IN CTR SEG	63	U3-1RHTS12	19
TGB-1.5/38-.75/.75-48/1219	63	TGB-6/152-2/4-24/610	62	TGB-SEG-CENTER-5-5PC 5 PCS	63	U3-1RHTS12	19
TGB-1.5/38-.75/.75-60/1524	63	TGB-6/152-2/4-36/914	62	TGB-SEG-END-2 2 IN END SEG	63	U3-1RHTS24	19
TGB-1.75/44-1/.75-24/610	63	TGB-6/152-2/4-42/1067	62	TGB-SEG-END-3 3 IN END SEG	63	U3-1RHTS24	19
TGB-1.75/44-1/.75-36/914	63	TGB-6/152-2/4-48/1219	62	TGB-SEG-END-4 4 IN END SEG	63	U3-1S12	19
TGB-1.75/44-1/.75-42/1067	63	TGB-6/152-2/4-60/1524	62	TGB-SEG-END-5 5 IN END SEG	63	U3-1S24	19
TGB-1.75/44-1/.75-48/1219	63	TGB-6/152-3/3-24/610	62	TUG6-36-AL	89	U3-1S6	19
TGB-1.75/44-1/.75-60/1524	63	TGB-6/152-3/3-36/914	62	TUG6-42-AL	89	U3-2C12	19
TGB-10/254-5/5-24/610	62	TGB-6/152-3/3-42/1067	62	TUG6-48-AL	89	U3-2C24	19
TGB-10/254-5/5-36/914	62	TGB-6/152-3/3-48/1219	62	TUG6-54-AL	89	U3-2C6	19
TGB-10/254-5/5-42/1067	62	TGB-6/152-3/3-60/1524	62	TUG6-60-AL	89	U3-2RHTS12	19
TGB-10/254-5/5-48/1219	62	TGB-6/152-5/B-24/610	62	TUG6-72-AL	89	U3-2RHTS12	19
TGB-10/254-5/5-60/1524	62	TGB-6/152-5/B-36/914	62	TUG6B-12-AL	89	U3-2RHTS24	19
TGB-2.25/57-1.5/.75-24/610	63	TGB-6/152-5/B-42/1067	62	TUG6B-36-AL	89	U3-2RHTS24	19
TGB-2.25/57-1.5/.75-36/914	63	TGB-6/152-5/B-48/1219	62	TUG6B-42-AL	89	U3-2S12	19
TGB-2.25/57-1.5/.75-42/1067	63	TGB-6/152-5/B-60/1524	62	TUG6B-48-AL	89	U3-2S24	19
TGB-2.25/57-1.5/.75-48/1219	63	TGB-7/178-2/5-24/610	62	TUG6B-54-AL	89	U3-2S6	19
TGB-2.25/57-1.5/.75-60/1524	63	TGB-7/178-2/5-36/914	62	TUG6B-60-AL	89	U3-RHTS12	19
TGB-2.5/64-1.5/1-24/610	63	TGB-7/178-2/5-42/1067	62	TUG6B-72-AL	89	U3-RHTS24	19
TGB-2.5/64-1.5/1-36/914	63	TGB-7/178-2/5-48/1219	62	TUG6P-36-AL	89	U3C12	19
TGB-2.5/64-1.5/1-42/1067	63	TGB-7/178-2/5-60/1524	62	TUG6P-42-AL	89	U3C12W	20
TGB-2.5/64-1.5/1-48/1219	63	TGB-7/178-3/4-24/610	62	TUG6P-48-AL	89	U3C24	19
TGB-2.5/64-1.5/1-60/1524	63	TGB-7/178-3/4-36/914	62	TUG6P-54-AL	89	U3C6	19
TGB-2/51-1/1-24/610	63	TGB-7/178-3/4-42/1067	62	TUG6P-60-AL	89	U3RHTS12	19
TGB-2/51-1/1-36/914	63	TGB-7/178-3/4-48/1219	62	TUG6P-72-AL	89	U3RHTS24	19
TGB-2/51-1/1-42/1067	63	TGB-7/178-3/4-60/1524	62	TUG8-36-AL	89	U3S12	19
TGB-2/51-1/1-48/1219	63	TGB-8/203-3/5-24/610	62	TUG8-42-AL	89	U3S24	19

# Index By Ordering Number

Order Number	Page
U3S6	19
U3SS12	20
U4C12	19
U4C12W	20
U4C24	19
U4S12	19
U4S24	19
U4SS12	20
U5C12	19
U5C12W	20
U5C24	19
U5S12	19
U5S24	19
U6C12	19
U6C12W	20
U7S12	19
UA2SS12	20
UA3SS12	20
UCM36LLSPSS12	20
UCM36LLSPSS24	20
UCM36LLSS12	20
UCM36LLSS24	20
UCM36LPSS12	20
UCM36LPSS24	20
UCM36SLSPSS12	20
UCM36SLSPSS24	20
UCM36SLXSPSS12	20
UCM36SLXSPSS24	20
UCM36SPSS12	20
UCM36SPSS24	20
UCM36SS12	20
UCM36SS24	20
UCM36XSPSS12	20
UCM36XSPSS24	20
Urethane Strip - Per Foot	26
Urethane Strip – Priced Per Foot	25
UX1LLS12	19
UX1LLS24	19
UX1LLSPS12	19
UX1LLSPS24	19
UX1LLSPSS12	20
UX1LLSS12	20
UX1LLSS24	20
UX1S12	19
UX1S24	19
UX1S6	19
UX1SPS12	19
UX1SPS24	19
UX1SPS6	19
UX1SPSS12	20
UX1SPSS24	20
UX1SPSS6	20
UX1SS12	20
UX1SS24	20
UX1SS6	20
XPSS-40	77



# Index By Item Code

Item Code	Page	Item Code	Page	Item Code	Page	Item Code	Page	Item Code	Page	Item Code	Page	Item Code	Page	Item Code	Page
00271	16	01143	19	01352	19	01879	18	02110	15	02196	11	02327	12	02595	23
00276	16	01144	19	01353	20	01884	18	02111	15	02197	11	02328	12	02597	23
00278	16	01178	19	01354	20	01887	18	02113	14	02198	11	02330	11	02598	21
00384	9	01179	19	01355	19	01891	18	02114	14	02206	11	02339	11	02600	22
00423	9	01183	19	01356	19	01898	18	02118	14	02209	13	02340	11	02606	23
00564	9	01184	19	01357	20	01911	18	02119	14	02210	11	02341	12	02607	21
00632	16	01188	20	01359	19	01917	18	02120	14	02216	11	02342	11	02611	22
00703	9	01189	20	01360	19	01920	18	02126	15	02217	11	02348	11	02613	23
00704	9	01193	20	01361	19	01926	18	02128	15	02219	12	02351	12	02614	21
00706	8	01194	20	01362	19	01933	18	02130	15	02220	12	02352	12	02619	22
00708	8	01230	19	01363	19	01939	18	02133	14	02223	11	02353	12	02621	23
00709	8	01231	19	01364	19	01941	18	02140	14	02225	12	02355	11	02622	21
00719	8	01250	19	01385	20	01946	18	02141	14	02227	12	02363	11	02625	22
00725	25	01251	19	01732	18	01949	18	02143	15	02232	11	02365	11	02627	23
00800	8	01254	19	01744	18	01954	18	02144	15	02233	11	02367	12	02628	21
00801	8	01255	19	01746	17	01958	18	02145	15	02234	12	02368	12	02629	23
00802	8	01258	20	01748	17	01963	18	02146	15	02239	15	02370	12	02630	23
00803	8	01279	19	01752	17	01970	18	02147	15	02240	15	02379	16	02631	23
00814	9	01283	19	01754	17	01985	17	02149	14	02242	14	02380	16	02632	22
00815	9	01292	20	01764	17	01987	17	02150	14	02243	14	02381	16	02633	22
00816	9	01293	20	01772	17	01990	17	02154	11	02267	14	02384	16	02634	22
00818	9	01294	19	01774	17	01993	17	02155	11	02268	14	02385	16	02635	22
00820	9	01301	19	01786	18	02006	17	02157	12	02269	14	02386	16	02636	22
00821	9	01305	19	01793	18	02008	17	02158	12	02272	15	02397	12	02637	22
00824	9	01308	20	01798	18	02010	17	02159	12	02274	15	02429	11	02638	22
00828	9	01309	20	01810	17	02012	17	02161	11	02275	15	02432	11	02639	22
00830	9	01312	20	01811	17	02072	14	02163	12	02278	14	02574	22	02640	22
00833	9	01313	20	01813	17	02073	14	02164	12	02283	14	02576	22	02641	22
00834	9	01314	20	01814	17	02075	14	02168	11	02284	14	02577	22	02642	22
00854	9	01315	20	01817	17	02076	14	02169	11	02285	14	02578	22	02643	22
00855	9	01317	20	01821	17	02079	15	02170	12	02287	15	02579	22	02644	22
00861	9	01318	20	01828	18	02080	15	02171	12	02288	15	02580	22	02645	23
00862	9	01319	20	01831	13	02081	15	02172	12	02289	15	02581	22	02646	23
00875	9	01320	20	01841	18	02082	15	02173	11	02294	12	02582	22	02648	23
00876	9	01321	20	01845	18	02083	15	02174	12	02295	11	02583	22	02649	21
00882	8	01322	20	01846	13	02084	15	02175	12	02300	11	02584	22	02650	22
00883	8	01323	20	01847	13	02089	14	02182	11	02301	11	02585	22	02651	23
00884	8	01324	20	01848	13	02090	14	02183	11	02303	12	02586	22	02652	21
00885	8	01325	20	01849	13	02100	14	02185	12	02304	12	02587	22	02656	22
00886	8	01336	19	01853	13	02101	14	02186	12	02305	12	02588	22	02657	23
00908	8	01338	19	01854	13	02102	14	02187	12	02307	11	02589	22	02658	21
01125	19	01340	20	01859	18	02103	14	02189	11	02310	12	02590	22	02662	22
01126	19	01342	20	01861	18	02104	15	02191	12	02316	11	02591	22	02663	23
01137	19	01350	51	01864	18	02105	15	02193	12	02323	11	02592	22	02664	21
01138	19	01351	19	01871	18	02106	15	02195	12	02326	12	02594	23	02668	22

# Index By Item Code

Item Code	Page	Item Code	Page	Item Code	Page	Item Code	Page	Item Code	Page	Item Code	Page	Item Code	Page	Item Code	Page		
02860	23	03168	28	03532	29	03735	29	04004	25	04149	88	04344	61	04457	25	05524	31
02861	21	03168	28	03533	29	03736	29	04005	25	04200	50	04344	61	04458	25	05525	31
02863	21	03169	28	03534	29	03737	29	04014	26	04200	88	04344	61	04973	61	05526	31
02864	21	03169	28	03535	29	03738	29	04015	25	04223	27	04359	25	04974	61	05528	31
02865	22	03170	28	03536	29	03739	29	04016	25	04261	47	04360	25	04974	61	05529	31
02866	23	03170	28	03537	29	03740	29	04017	25	04262	47	04361	25	04974	61	05530	31
02867	21	03211	28	03538	29	03741	29	04018	25	04269	61	04363	24	04988	61	05531	31
02868	23	03211	28	03539	29	03742	29	04019	26	04269	61	04364	24	05019	22	05546	8
02869	23	03222	28	03550	29	03743	29	04020	25	04269	61	04365	24	05020	22	05548	8
02870	23	03222	28	03551	29	03744	29	04021	25	04281	47	04366	24	05021	22	05805	31
02871	23	03225	28	03591	29	03745	29	04022	25	04281	47	04370	24	05022	22	05806	31
02872	21	03230	50	03649	29	03772	50	04023	25	04305	50	04371	24	05023	22	05807	31
02873	21	03236	27	03650	29	03773	50	04024	26	04308	61	04372	24	05024	22	05808	31
03006	50	03238	27	03651	29	03774	50	04025	25	04308	61	04374	32	05025	22	05809	31
03008	50	03239	51	03670	51	03775	50	04026	25	04309	61	04376	32	05193	22	05810	31
03009	50	03239	55	03671	51	03814	27	04027	25	04309	61	04377	32	05194	22	05811	31
03010	50	03239F	41	03672	51	03817	25	04028	25	04309	61	04378	32	05195	22	05812	31
03014	27	03241	22	03704	51	03817	26	04029	26	04310	61	04379	32	05196	22	05813	31
03018	27	03244	51	03707	29	03822	28	04030	25	04310	61	04380	32	05200	47	05814	31
03019	27	03274	25	03708	29	03822	28	04031	25	04310	61	04381	32	05201	47	05815	31
03020	27	03274	26	03709	29	03823	28	04032	25	04311	61	04382	32	05338	19	05816	31
03037	28	03368	26	03710	29	03824	28	04033	25	04311	61	04383	32	05338	19	05817	31
03038	28	03370	25	03711	29	03827	27	04044	23	04311	61	04384	32	05339	19	08000	54
03039	28	03371	25	03712	29	03892	47	04051	25	04312	61	04385	31	05339	19	08005	54
03051	28	03372	25	03713	29	03897	25	04063	26	04312	61	04386	31	05340	19	08006	54
03054	28	03375	25	03714	29	03897	26	04064	25	04312	61	04387	31	05340	19	08007	54
03074	27	03433	25	03715	29	03913	47	04065	25	04316	21	04388	31	05341	19	08008	54
03075	27	03433	26	03716	29	03914	29	04066	25	04319	61	04389	31	05341	19	08013	56
03076	27	03434	27	03717	29	03915	29	04067	25	04320	61	04390	31	05342	19	08014	56
03081	27	03435	27	03718	29	03916	29	04068	25	04321	61	04391	31	05342	19	08015	56
03085	27	03441	51	03719	29	03917	29	04093	23	04322	61	04392	31	05343	19	08016	56
03119	27	03442	51	03720	29	03919	29	04101	50	04339	61	04393	31	05343	19	08017	56
03128	51	03445	51	03721	29	03920	29	04102	50	04339	61	04394	31	05362	11	08018	56
03129	51	03450	50	03722	29	03985	24	04140	88	04339	61	04415	32	05512	31	08019	56
03132	51	03451	50	03723	29	03986	24	04143	50	04340	61	04416	47	05513	31	08020	56
03140	29	03452	28	03724	29	03987	24	04143	88	04340	61	04417	47	05514	31	08021	56
03143	28	03453	28	03725	29	03988	24	04144	50	04341	61	04418	47	05515	31	08022	56
03148	28	03519	28	03726	29	03996	26	04144	88	04341	61	04419	24	05516	31	08023	56
03150	28	03524	29	03727	29	03997	25	04145	50	04341	61	04442	61	05517	31	08024	56
03154	28	03525	29	03728	29	03998	25	04145	88	04342	61	04443	61	05518	31	08025	56
03155	28	03526	29	03729	29	03999	25	04146	50	04342	61	04444	61	05519	31	08026	56
03156	28	03527	29	03731	29	04000	25	04146	88	04342	61	04445	61	05520	31	08027	56
03162	28	03528	29	03732	29	04001	26	04147	50	04343	61	04446	61	05521	31	08036	54
03163	28	03529	29	03733	29	04002	25	04147	88	04343	61	04447	61	05522	31	08037	54
03167	28	03531	29	03734	29	04003	25	04149	50	04343	61	04456	25	05523	31	08038	54

# Index By Item Code

Item Code	Page	Item Code	Page	Item Code	Page	Item Code	Page	Item Code	Page	Item Code	Page	Item Code	Page	Item Code	Page		
08039	54	09004	53	10030	36	10105	34	10168	34	10238	34	10554	35	10621	35	11101	36
08040	54	09005	53	10031	36	10110	34	10169	34	10240	34	10556	35	10622	35	11103	36
08041	54	09006	53	10033	36	10111	34	10170	34	10242	34	10557	35	10623	35	11105	36
08100	56	09008	53	10034	36	10112	34	10171	34	10244	34	10558	35	10625	35	11107	36
08103	54	09009	53	10035	36	10113	34	10172	34	10482	34	10559	35	10627	35	11126	36
08104	54	09012	53	10037	36	10114	34	10173	34	10483	34	10560	35	10628	35	11129	36
08105	54	09012	53	10038	36	10115	34	10174	34	10484	34	10562	35	10629	35	11132	36
08106	54	09013	53	10050	34	10116	34	10175	34	10485	34	10563	35	10630	35	11134	36
08107	54	09013	53	10051	34	10117	34	10176	34	10486	34	10564	35	10632	35	11136	36
08108	53	09017	53	10052	34	10118	34	10177	34	10487	34	10565	35	10635	35	11138	36
08108	54	09018	53	10053	34	10119	34	10178	34	10488	34	10566	35	10637	35	11142	36
08109	54	09020	53	10054	34	10120	34	10179	34	10489	34	10568	35	10638	35	11145	36
08110	54	09352	53	10055	34	10121	34	10180	34	10491	35	10570	35	10639	35	11148	36
08111	54	09353	53	10056	34	10122	34	10181	34	10492	35	10571	35	10641	35	11150	36
08112	54	09354	53	10059	34	10124	34	10182	34	10493	35	10573	35	10643	35	11152	36
08113	54	09355	53	10061	34	10130	34	10183	34	10494	35	10574	35	10644	35	11154	36
08246	56	09356	53	10062	34	10131	34	10185	34	10495	35	10575	35	10645	35	11157	36
08279	56	09357	53	10063	34	10132	34	10188	34	10496	35	10577	35	10646	35	11160	36
08439	56	09358	53	10065	34	10133	34	10190	34	10512	37	10579	35	10648	35	11163	36
08440	56	09359	53	10070	34	10134	34	10191	34	10513	37	10580	35	10651	35	11165	36
08468	53	09360	53	10071	34	10135	34	10192	34	10514	37	10581	35	10653	35	11167	36
08545	55	09361	53	10072	34	10137	34	10193	34	10515	37	10582	35	10654	35	11169	36
08587	55	09362	53	10073	34	10138	34	10194	34	10516	37	10584	35	10655	35	11187	36
08592	55	09363	53	10074	34	10139	34	10196	34	10517	37	10586	35	10657	35	11190	36
08593	55	09373	54	10075	34	10140	34	10197	34	10519	37	10587	35	10661	35	11193	36
08594	55	09585	53	10076	34	10141	34	10198	34	10521	37	10589	35	10664	35	11195	36
08595	55	09586	53	10079	34	10142	34	10199	34	10522	37	10590	35	10667	35	11197	36
08596	55	10000	37	10081	34	10144	34	10201	34	10523	37	10591	35	10669	35	11199	36
08597	55	10001	37	10082	34	10150	34	10204	34	10528	35	10593	35	10670	35	11205	36
08603	55	10002	37	10083	34	10151	34	10206	34	10529	35	10595	35	10671	35	11210	36
08604	55	10003	37	10085	34	10152	34	10207	34	10530	35	10596	35	10677	35	11212	36
08710	55	10004	37	10090	34	10153	34	10208	34	10531	35	10597	35	10680	35	11214	36
08727	55	10005	37	10091	34	10154	34	10210	34	10532	35	10598	35	10683	35	11220	36
08739	55	10007	37	10092	34	10155	34	10212	34	10534	35	10600	35	10685	35	11225	36
08741	55	10008	37	10093	34	10156	34	10213	34	10537	35	10603	35	10687	35	11227	36
08776	55	10009	37	10094	34	10157	34	10214	34	10539	35	10605	35	11075	36	11229	36
08788	55	10011	37	10095	34	10158	34	10215	34	10540	35	10606	35	11078	36	11831	36
08847	55	10012	37	10096	34	10160	34	10217	34	10541	35	10607	35	11081	36	11836	36
08849	55	10013	37	10097	34	10161	34	10220	34	10543	35	10609	35	11084	36	11838	36
08855	55	10014	37	10098	34	10162	34	10222	34	10545	35	10611	35	11086	36	11840	36
08856	55	10020	37	10099	34	10163	34	10223	34	10546	35	10612	35	11088	36	11846	36
09000	53	10021	37	10100	34	10164	34	10224	34	10547	35	10613	35	11090	36	11849	36
09001	53	10022	37	10101	34	10165	34	10226	34	10548	35	10614	35	11092	36	11852	36
09002	53	10023	37	10102	34	10166	34	10232	34	10549	35	10616	35	11095	36	11855	36
09003	53	10024	37	10103	34	10167	34	10235	34	10551	35	10619	35	11098	36	11857	36

# Index By Item Code

Item Code	Page	Item Code	Page	Item Code	Page	Item Code	Page	Item Code	Page	Item Code	Page	Item Code	Page	Item Code	Page		
11859	36	13797	34	17443	47	18507	20	19477	47	20052	83	20411	87	30465	84	30504	85
11861	36	13844	35	17475	27	18540	20	19478	47	20053	83	20412	87	30465	86	30505	85
11878	36	13873	35	17480	47	18541	20	19479	47	20053	86	20413	87	30468	71	30506	85
11881	36	13892	35	17482	47	18542	20	19480	47	20056	83	20414	87	30468	84	30507	85
11884	36	14983	44	17483	47	18543	20	19481	47	20057	83	30001	88	30469	84	30508	85
11886	36	14990	44	17484	47	18544	20	19483	47	20058	83	30002	88	30470	84	30509	85
11888	36	14991	44	17487	47	18700	21	19484	47	20090	83	30003	88	30471	71	30510	85
11890	36	14992	44	17488	47	18701	21	19485	47	20091	83	30004	88	30471	84	30511	85
11906	36	14993	44	17497	47	18720	21	19489	47	20095	83	30018	88	30471	86	30513	85
11909	36	14994	44	17501	47	18721	21	19490	47	20096	86	30019	88	30472	84	30516	85
11911	36	15000	44	17501	47	18850	19	19494	47	20197	87	30033	88	30472	86	30517	85
11913	36	15001	44	18017	27	18851	19	19838	8	20200	87	30034	88	30473	84	30518	85
11925	36	15002	44	18036	29	18854	19	19841	8	20201	87	30375	79	30473	86	30519	85
11928	36	15003	44	18043	29	18904	16	19842	8	20202	87	30375	91	30474	66	30520	85
11931	36	15004	44	18046	29	18906	16	20000	83	20203	87	30435	91	30474	71	30521	85
11934	36	15005	44	18047	29	18907	16	20001	83	20204	87	30436	70	30474	84	30524	85
11936	36	15006	44	18048	29	18978	29	20002	83	20205	87	30438	84	30474	86	30525	85
11938	36	15007	44	18052	29	19100	29	20004	83	20206	86	30439	84	30475	84	30526	85
11940	36	15008	44	18055	29	19194	29	20005	83	20330	83	30442	71	30475	86	30527	85
11950	36	15009	44	18056	29	19200	29	20006	83	20331	83	30442	84	30479	84	30548	85
11956	36	15010	44	18057	29	19300	29	20006	86	20334	83	30443	84	30479	86	30551	85
11959	36	15011	44	18100	51	19339	29	20007	83	20335	83	30444	84	30480	84	30552	85
11961	36	15012	44	18101	51	19340	29	20008	83	20340	83	30445	71	30480	86	30553	85
11963	36	15013	44	18180	16	19341	29	20010	86	20366	83	30446	71	30480	86	30556	85
11982	36	15014	44	18182	16	19342	29	20011	86	20367	83	30447	71	30480	86	30557	85
11984	36	15015	44	18227	11	19343	29	20012	83	20377	87	30447	84	30481	66	30558	85
11998	36	15017	44	18228	11	19349	29	20013	83	20378	87	30447	86	30481	71	30559	85
12375	37	15026	44	18243	26	19350	29	20016	83	20379	87	30448	84	30481	84	30560	85
12376	37	15027	44	18248	26	19351	29	20017	83	20380	70	30448	86	30481	86	30561	85
12378	37	15027	44	18316	8	19358	29	20018	83	20381	87	30449	84	30481	86	30562	85
12379	37	15028	44	18370	19	19361	29	20018	86	20382	87	30449	86	30481	86	30564	85
12380	37	15029	44	18374	19	19362	29	20022	86	20387	87	30453	84	30483	85	30567	85
12381	37	15030	44	18391	9	19364	29	20022	86	20388	87	30460	66	30484	85	30569	85
12388	37	15031	44	18400	19	19365	29	20023	86	20397	87	30460	71	30485	85	30572	85
12389	37	15032	44	18425	9	19366	29	20023	86	20397	87	30460	84	30486	85	30573	85
13250	36	15033	44	18427	20	19368	29	20029	83	20398	70	30461	84	30487	85	30574	85
13252	36	15035	44	18429	20	19370	29	20034	83	20398	87	30462	66	30488	85	30575	85
13253	36	16369	29	18453	19	19371	29	20035	83	20398	87	30462	84	30491	85	30576	85
13254	36	17346	17	18454	19	19373	29	20038	83	20399	70	30463	66	30492	85	30577	85
13256	36	17347	17	18455	19	19375	29	20039	83	20399	87	30463	71	30493	85	30578	85
13394	35	17350	14	18477	19	19376	29	20040	83	20400	87	30463	84	30494	85	30585	85
13605	34	17363	50	18478	19	19380	29	20040	86	20406	87	30463	86	30500	85	30588	85
13642	34	17364	41	18479	19	19395	29	20041	86	20407	87	30464	84	30501	85	30589	85
13662	34	17436	47	18505	9	19468	47	20042	86	20409	87	30464	86	30502	85	30590	85
13720	34	17440	47	18506	9	19470	47	20047	83	20410	87	30465	66	30503	85	30591	85

# Index By Item Code

Item Code	Page	Item Code	Page	Item Code	Page	Item Code	Page	Item Code	Page	Item Code	Page	Item Code	Page	Item Code	Page		
30592	85	30954	70	31996	79	37082	77	40010	69	40497	80	40776	79	41041	79	41322	79
30593	85	31075	84	31996	88	37084	77	40037	69	40498	80	40782	79	41042	79	41323	79
30594	85	31075	91	32051	79	37089	77	40038	69	40499	80	40783	79	41043	79	41324	79
30600	85	31700	89	32051	88	37096	77	40040	69	40502	80	40784	79	41044	79	41325	79
30601	85	31701	89	32056	88	37100	77	40047	69	40503	80	40785	79	41045	79	41327	74
30604	85	31702	89	32068	88	37102	77	40049	69	40504	80	40831	75	41046	79	41330	79
30605	85	31703	89	32069	88	37103	77	40050	69	40508	73	40832	75	41047	79	41331	79
30606	85	31704	89	32267	88	37118	77	40051	69	40508	75	40857	76	41048	79	41332	79
30607	85	31705	89	32268	88	37122	77	40052	69	40509	73	40858	76	41049	79	41333	79
30608	85	31706	89	32269	88	37124	77	40054	69	40509	75	40859	76	41050	79	41334	79
30609	85	31707	89	32270	88	37125	77	40135	77	40510	73	40861	76	41054	79	41335	79
30610	85	31708	89	32271	88	37160	77	40138	69	40511	80	40862	76	41055	79	41336	79
30620	85	31709	89	32272	50	37162	77	40167	69	40517	73	40863	76	41056	80	41351	74
30621	85	31710	89	32272	88	37164	77	40169	69	40523	75	40864	76	41057	80	41391	74
30622	85	31711	89	32273	88	37165	77	40198	77	40527	73	40891	76	41058	79	41394	74
30624	85	31714	89	32274	50	37179	77	40199	77	40527	75	40892	76	41067	74	41421	74
30625	85	31715	89	32274	88	37186	78	40315	73	40528	73	40893	76	41068	79	41423	74
30806	70	31716	89	32275	50	37187	78	40316	73	40528	75	40897	76	41069	80	41424	74
30808	70	31717	89	32276	50	37188	78	40317	73	40529	75	40898	76	41115	79	41425	74
30818	70	31718	89	32277	50	37189	78	40318	73	40530	75	40899	76	41116	79	41426	74
30821	70	31719	89	32278	50	37192	78	40319	73	40531	75	40901	76	41117	79	41427	74
30823	70	31720	89	32279	50	37208	78	40320	73	40532	75	40908	80	41118	79	41509	74
30867	41	31721	89	37026	77	37210	78	40348	73	40533	75	40955	76	41119	79	41510	74
30867	44	31722	89	37029	77	37211	78	40389	75	40538	75	40956	76	41190	73	41511	74
30867	51	31723	89	37031	77	37213	78	40390	75	40539	73	40957	76	41191	73	41512	74
30867	66	31724	89	37033	77	37216	78	40392	75	40540	73	40959	76	41200	73	41513	74
30882	91	31725	89	37035	77	37217	78	40393	75	40542	73	40961	76	41201	73	41542	75
30888	84	31728	89	37036	77	38108	77	40394	75	40542	75	40969	76	41276	74	41545	75
30889	84	31729	89	37039	77	38154	78	40399	75	40543	73	40971	76	41277	74	41546	75
30909	70	31730	89	37048	69	38352	77	40424	73	40543	75	40978	76	41278	74	41547	75
30913	70	31731	89	37048	77	39278	78	40455	73	40544	75	40979	76	41279	74	41581	74
30914	70	31732	89	37050	69	39279	78	40468	73	40545	75	40980	76	41285	74	41681	73
30915	70	31733	89	37050	77	39294	78	40469	73	40546	75	40982	76	41286	74	41682	73
30916	70	31734	89	37053	69	39296	78	40479	73	40547	75	40983	76	41290	74	41683	73
30917	70	31735	89	37053	77	39278	77	40482	80	40548	75	40984	76	41291	74	41684	73
30918	70	31736	89	37055	69	39740	69	40483	80	40550	73	40985	76	41292	74	41685	73
30919	70	31737	89	37055	77	39740	77	40484	80	40551	73	40994	79	41294	74	41686	73
30923	84	31738	89	37057	69	39817	69	40485	80	40552	73	40995	79	41296	74	41693	73
30933	71	31739	89	37057	77	39817	77	40487	80	40553	73	40996	79	41298	74	41695	73
30933	79	31740	89	37058	69	39988	69	40488	80	40554	73	40997	79	41314	74	41696	73
30933	91	31741	89	37058	77	40000	69	40489	80	40555	73	41031	79	41315	74	41697	73
30950	70	31978	84	37060	77	40003	69	40493	80	40762	73	41032	79	41316	74	41698	73
30951	70	31978	91	37079	69	40005	69	40494	80	40771	79	41033	79	41319	74	41699	73
30952	70	31980	84	37079	77	40007	69	40495	80	40772	79	41034	79	41320	79	41700	73
30953	70	31980	91	37082	69	40008	69	40496	80	40775	79	41035	79	41321	79	41707	73

# Index By Item Code

Item Code	Page	Item Code	Page	Item Code	Page	Item Code	Page	Item Code	Page	Item Code	Page	Item Code	Page	Item Code	Page	Item Code	Page
41712	75	42039	81	50144	42	50443	40	54154	40	54517	39	54590	39	54683	39	56030	58
41714	75	42040	81	50146	42	50444	40	54155	40	54518	39	54591	39	54695	39	56031	58
41715	75	42041	81	50173	40	50445	40	54156	40	54519	39	54592	39	54707	39	56032	58
41716	75	42042	81	50174	40	50446	40	54157	40	54520	39	54593	39	54715	39	56033	58
41737	75	42043	81	50175	40	50448	40	54158	40	54521	39	54594	39	54765	39	56034	58
41738	75	42044	81	50176	40	50661	40	54464	39	54522	39	54595	39	55478	39	56035	58
41739	75	42083	81	50178	40	50662	40	54473	39	54523	39	54597	39	55542	41	56100	62
41740	75	42175	75	50179	40	50665	40	54476	39	54524	39	54598	39	55543	41	56101	62
41741	75	42522	81	50180	40	50666	40	54477	39	54525	39	54599	39	55544	41	56102	62
41777	81	43008	81	50181	40	50669	40	54478	39	54528	39	54601	39	55545	41	56103	62
41834	81	43022	80	50183	40	50670	40	54479	39	54529	39	54602	39	55546	41	56104	62
41835	81	43023	80	50188	42	50673	40	54480	39	54530	39	54603	39	55547	41	56105	62
41836	81	43024	80	50200	42	50674	40	54481	39	54531	39	54604	39	55548	41	56106	62
41837	81	43027	80	50201	41	53234	78	54482	39	54532	39	54605	39	55549	41	56107	62
41846	76	43029	80	50226	42	53235	78	54483	39	54533	39	54606	39	55551	41	56108	62
41847	76	43030	80	50227	42	53236	78	54484	39	54534	39	54607	39	55552	41	56109	62
41848	76	43031	80	50231	42	53237	78	54485	39	54535	39	54608	39	55554	41	56110	62
41849	76	43032	80	50238	42	53238	78	54486	39	54536	39	54609	39	55554	41	56111	62
41850	76	43033	80	50239	42	53255	78	54487	39	54537	39	54610	39	55555	41	56112	62
41855	76	43034	80	50240	42	53256	78	54488	39	54538	39	54611	39	55556	41	56113	62
41856	76	43035	80	50243	42	53257	78	54489	39	54539	39	54612	39	55561	41	56114	62
41857	76	43036	80	50244	42	53258	78	54490	39	54540	39	54613	39	55562	41	56115	62
41858	76	43038	80	50248	42	53259	78	54491	39	54541	39	54614	39	55589	41	56116	62
41859	76	43039	80	50249	41	54002	40	54492	39	54542	39	54615	39	55590	41	56117	62
41880	76	43040	80	50270	42	54003	40	54493	39	54543	39	54616	39	55592	41	56118	62
41881	76	43041	80	50272	42	54005	40	54494	39	54544	39	54617	39	56000	58	56119	62
41882	76	43042	80	50413	40	54006	40	54495	39	54545	39	54618	39	56001	58	56120	62
41883	76	43043	80	50414	40	54010	42	54496	39	54546	39	54619	39	56002	58	56121	62
41884	76	43044	80	50415	40	54030	41	54497	39	54547	39	54620	39	56003	58	56122	62
41889	76	43061	80	50416	40	54111	40	54498	39	54549	39	54621	39	56004	58	56123	62
41890	76	43062	80	50418	40	54112	40	54499	39	54550	39	54622	39	56005	58	56128	62
41891	76	50003	41	50419	40	54113	40	54500	39	54551	39	54624	39	56006	58	56129	62
41892	76	50003	51	50420	40	54114	40	54501	39	54552	39	54626	41	56007	58	56130	62
41893	76	50003	91	50421	40	54115	40	54502	39	54553	39	54627	41	56008	58	56131	62
41943	81	50004	22	50423	40	54116	40	54503	39	54554	39	54628	41	56009	58	56132	62
41960	80	50004	41	50426	40	54117	40	54504	39	54555	39	54629	41	56010	58	56133	62
41961	80	50004	51	50427	40	54118	40	54505	39	54556	39	54631	41	56011	58	56134	62
41962	80	50009	40	50428	40	54119	40	54506	39	54557	39	54633	40	56012	58	56135	62
41963	80	50015	42	50430	40	54120	40	54507	39	54558	39	54634	40	56013	58	56140	62
41992	81	50015	44	50431	40	54121	40	54508	39	54559	39	54635	40	56014	58	56141	62
41998	81	50016	41	50432	40	54148	40	54509	39	54560	39	54646	39	56015	58	56142	62
41999	81	50016	42	50433	40	54149	40	54510	39	54566	39	54647	39	56016	58	56143	62
42000	81	50025	42	50435	40	54150	40	54513	39	54586	39	54659	39	56017	58	56148	62
42036	81	50053	41	50439	40	54151	40	54514	39	54587	39	54670	39	56027	58	56149	62
42037	81	50075	41	50440	40	54152	40	54515	39	54588	39	54671	39	56028	58	56150	62
42038	81	50077	41	50441	40	54153	40	54516	39	54589	39	54682	39	56029	58	56151	62

# Index By Item Code

Item Code	Page	Item Code	Page	Item Code	Page	Item Code	Page	Item Code	Page	Item Code	Page	Item Code	Page
56181	62	56243	63	56539	59	56641	63	76472	90	80078	47	99519	65
56182	62	56244	63	56540	59	56642	63	76473	90	80079	47	99520	65
56183	62	56245	63	56541	59	56643	63	76474	90	80090	47	99521	65
56184	62	56246	63	56542	59	56644	63	76476	90	80099	46	99522	65
56185	62	56247	63	56543	59	56645	63	76477	90	80100	46	99523	65
56186	62	56248	63	56544	59	56646	63	76478	90	80110	46	99525	65
56187	62	56249	63	56545	59	56667	63	76479	90	80111	46	99529	65
56188	62	56250	63	56546	59	56668	63	76481	90	80150	46	99531	65
56189	62	56251	63	56547	59	56669	63	76482	90	80201	46	99535	65
56190	62	56252	63	56548	59	56707	63	76979	90	80202	46	99536	65
56206	62	56253	63	56558	59	61356	88	76980	90	80203	46	99537	66
56207	62	56254	63	56559	59	61357	88	76983	90	80204	46	99538	66
56208	62	56255	63	56560	59	61358	88	76984	90	99280	67	99539	66
56209	62	56256	63	56561	59	70015	49	76985	90	99281	67	99541	66
56210	62	56500	59	56562	59	70020	49	76986	90	99282	67	99542	66
56211	62	56501	59	56563	59	70023	49	77250	90	99283	67	99543	66
56212	62	56502	59	56564	59	70028	49	77251	90	99287	67	99544	66
56213	62	56503	59	56565	59	70030	49	77729	90	99288	67	99546	66
56214	62	56504	59	56566	59	70034	49	80011	46	99289	67	99547	66
56215	62	56505	59	56567	59	70045	49	80012	46	99290	67	99548	66
56216	62	56506	59	56568	59	70046	49	80013	46	99295	67	99551	66
56217	62	56507	59	56600	63	70047	49	80014	46	99296	67	99552	66
56218	62	56508	59	56601	63	70050	49	80015	46	99297	67	99553	66
56219	62	56509	59	56602	63	70051	49	80016	46	99301	67	99554	66
56220	62	56510	59	56603	63	70056	49	80017	46	99302	67	99555	66
56221	62	56511	59	56604	63	70057	49	80018	46	99303	67	99556	66
56222	62	56519	59	56606	63	70058	49	80019	46	99304	67	99560	66
56223	62	56520	59	56607	63	70060	49	80020	46	99500	65	99563	66
56224	62	56521	59	56608	63	70061	49	80021	46	99501	65	99565	65
56225	62	56522	59	56609	63	70064	49	80022	46	99502	65	99566	66
56227	63	56523	59	56611	63	70065	49	80023	46	99503	65	99569	66
56228	63	56524	59	56612	63	70066	49	80024	46	99504	65	99570	65
56229	63	56525	59	56613	63	70067	49	80025	46	99505	65	99571	65
56230	63	56526	59	56614	63	70110	49	80026	46	99506	65	99572	66
56231	63	56527	59	56618	63	70111	49	80027	46	99507	65	99573	66
56232	63	56528	59	56619	63	70112	49	80028	46	99508	65	99576	65
56233	63	56529	59	56620	63	70113	49	80038	47	99509	65	99577	65
56234	63	56530	59	56621	63	70114	49	80039	47	99510	65	99578	65
56235	63	56531	59	56622	63	70170	49	80040	47	99511	65	99579	65
56236	63	56532	59	56628	63	70171	49	80041	47	99512	65	99580	65
56237	63	56533	59	56629	63	70172	49	80042	47	99513	65	99581	65
56238	63	56534	59	56636	63	70174	49	80043	47	99514	65	99582	65
56239	63	56535	59	56637	63	70175	49	80044	47	99515	65	99583	65
56240	63	56536	59	56638	63	70176	49	80045	47	99516	65	99586	65
56241	63	56537	59	56639	63	70178	49	80075	46	99517	65	99589	65
56242	63	56538	59	56640	63	70179	49	80076	46	99518	65	99590	65



---

*Partners in Productivity*

10 Solent Circuit  
Norwest NSW 2153

**Phone: +612 8818 2000 Fax: +612 8824 6333**

**E-mail: [salesau@flexco.com](mailto:salesau@flexco.com)**

**[www.flexco.com](http://www.flexco.com)**