



Product Handbook

EFFECTIVE JANUARY 1, 2020

BCPPHB

Belt Conveyor Products



Av. Jorge Alessandri 11.500 – Edificio 7
Megacentro San Bernardo, San Bernardo, Santiago, Chile

Phone: 56-2-2896-7870

Email: ventaslatam@flexco.com

www.flexco.com

Pages 1 - 4 intentionally omitted.

Table of Contents

Belt Cleaners

Belt Cleaner Information and Selection Guide	6
Precleaners	
EZP1 Standard, Twist Tensioner and Hi-Temp Precleaners; ConShear™ Replacement Blades.....	11
EZP-LS Limited Space Precleaner.....	25
MSP Standard Mine-Duty Precleaner & ConShear™ Replacement Blades.....	34
MMP Medium Mine-Duty Precleaner & TuffShear™ Replacement Blades.....	41
MHP Heavy Mine-Duty Precleaner & MegaShear™ Replacement Blades.....	49
MHCP Heavy-Duty Cartridge Precleaner & SuperShear™ Replacement Blades.....	58
MXP Extreme-Duty Precleaner & UltraShear™ Replacement Blades.....	61
H-Type® Precleaners.....	65
Secondary Cleaners	
EVS2 Secondary Cleaners.....	76
Y-Type™ Secondary Cleaners.....	80
P-Type® & P-Type LS (Limited Space) Secondary Cleaners.....	88
R-Type® Reversing Secondary Cleaners.....	92
FMS Medium-Duty Secondary Cleaner.....	95
MHS HD Secondary Cleaners.....	99
P-Type® Secondary Cleaners with Enhanced Service Advantage™ Cartridge.....	108
R-Type® Secondary Cleaners with Enhanced Service Advantage™ Cartridge.....	112
MHS HD Secondary Cleaners with Enhanced Service Advantage™ Cartridge.....	116
MHS HD Secondary Cleaners with Service Advantage™ Cartridge – Legacy Replacement Parts.....	119
U-Type® Secondary Cleaners.....	120
MDWS DryWipe Secondary Cleaner.....	123
Motorized Brush Cleaner.....	127
Chevron Belt Cleaner.....	130
Continuous Blade Secondary Cleaner.....	131
Optional Mounting Kits and Accessories	
Optional Mounting Kits.....	137
Spring Tensioner Accessories.....	138
Belt Cleaner Accessories	
Inspection Door.....	139
Spray Pole Systems.....	141
Stabilizing Roller Bracket Kits.....	142
Live-Shaft Hold-down Rollers.....	143
Optional Installation Tools.....	144
Legacy Belt Cleaner Parts – H-Type® and I-Type™.....	145
Replacement Blades for Other OEM Cleaners	
ConShear™ Replacement Blades for Other OEM Cleaners	147
Martin Engineering.....	149
Arch/Gordon.....	153
Superior Exterra®.....	155
ASGCO.....	156
Argonics.....	157
Stephens-Adamson Metso/Trellex.....	158
Martin Engineering Durt Hawg®.....	159
Martin Engineering Durt Tracker®.....	160
Belt Plows	
V-Plows and Diagonal Plows.....	162
Impact Beds	
Flexco Slider and Impact Beds	166
EZSB-C & EZSB-I Slider Beds; EZIB-L & EZIB-M Impact Beds; Modular Impact Beds; Adjustable Idler Sets.....	167
DRX® Impact Beds	185
DRX200, DRX750 and DRX1500 Impact Beds; DRX3000 Dynamic Bed.....	186
Optional Parts and Tools.....	194
Belt Positioners and Trainers	
Belt Positioner™, PTEZ™, PT Smart™, and PT Max™.....	195
Skirting Systems	
Standard Urethane Skirting; Skirt Clamps – RMC1, Flex-Lok™ and FlexSeal™.....	213
Belt Maintenance Tools	
Flex-Lifter™, Flexco® Belt Cutters, and Far-Pul™ HD® Belt Clamps.....	218
Pulley Lagging	
Flex-Lag® Rubber, Full Ceramic, Medium Ceramic, Adhesives, Weld-on™ Rubber, Weld-on™ Ceramic.....	220
Index	226

Belt Cleaner Information and Selection Guide

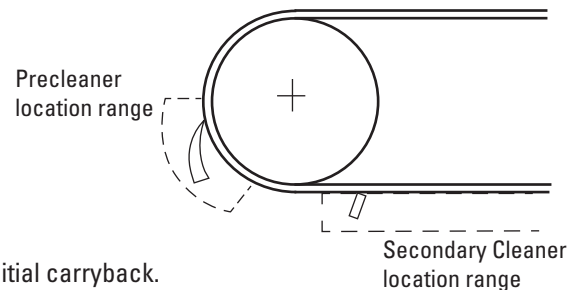
Why Are Belt Cleaners Needed?

- **Saves Money**
 - Increases belt wear life.
 - Extends life of rollers, pulleys and splices.
 - High cost of accidents.
- **Reduces Maintenance Costs**
 - Minimizes manual cleanup.
 - Protects against belt mistracking.
 - Reduces conveyor component replacement costs.
 - Reducing carryback from 3% to 1% means a 67% reduction in maintenance costs.
- **Keeps Conveyors Running Efficiently and Consistently**
 - Reduces unscheduled downtime.
 - Increases production uptime.
- **Improves Safety**
 - Reduces housekeeping problems.
 - 42% of conveyor-related accidents happen while maintenance tasks are being done.



Types of Belt Cleaners

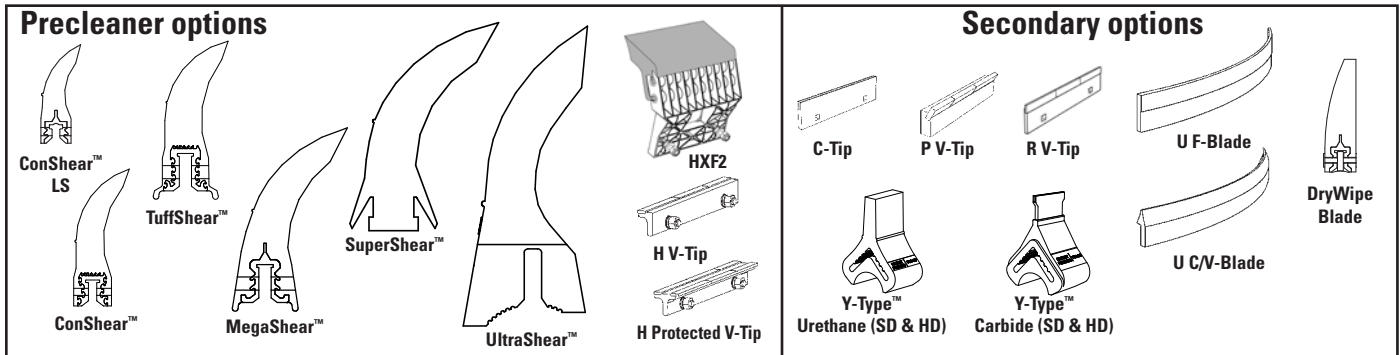
- **Precleaners**
 - Mounted on the head pulley.
 - Mounted below the material flow.
 - Blade is always narrower than the belt width.
 - Ideally, the blade covers just the belt's material path.
 - Removes the big stuff. Typically cleans off up to 80% of the initial carryback.
- **Secondary Cleaners**
 - Located just past where the belt leaves the head pulley and anywhere down the beltline.
 - Special secondaries may allow for mounting under the head pulley.
 - Blade width is always the belt width or wider.
 - Removes sticky fines – the final cleaning job.
 - Cleaning efficiencies can be 90% +.
 - May require a hold-down roller for maximum performance.
- **Specialty Cleaners**
 - Precleaners or Secondaries designed especially for specific or extreme applications.



Definition of Terms

- **Carryback** – Material that sticks to the belt after it leaves the transfer point and continues falling off along the conveyor's return side.
- **Material Path** – The section of the belt where most of the material is conveyed. Typically the center 2/3 of the belt.
- **Hold-Down Roller** – A stabilizing roller or pressure roller located on top of the return side of the belt to prevent belt flap or to provide a consistent flat surface for the blades on a lighter-tensioned belt.

Types of Cleaner Blades



F-Tip/Blade - for mechanically fastened belts **V-Tip/Blade** - for vulcanized belts only **C-Tip/Blade** - for both

Polyurethane Blades

Not all polyurethanes are the same. Flexco's polyurethane blades are specially formulated for abrasion resistance and long wear. Independent testing has shown that Flexco's polyurethane blades last as much as 30% longer than other OEM blades.

- Easy on the belt.
- Work well with mechanical splices.
- Economical.
- Specialty formulations for high heat, chemical resistance, or water removal.



Less advanced polyurethane formulations result in blades that experience quicker wear and provide less efficient cleaning.

Tungsten Carbide

Excellent for superior cleaning efficiency and long wear. The quality and application of carbides can vary. Flexco has invested years of research and testing to develop tungsten carbide tips for both vulcanized and mechanically fastened belts. And a quality process ensures consistent results.

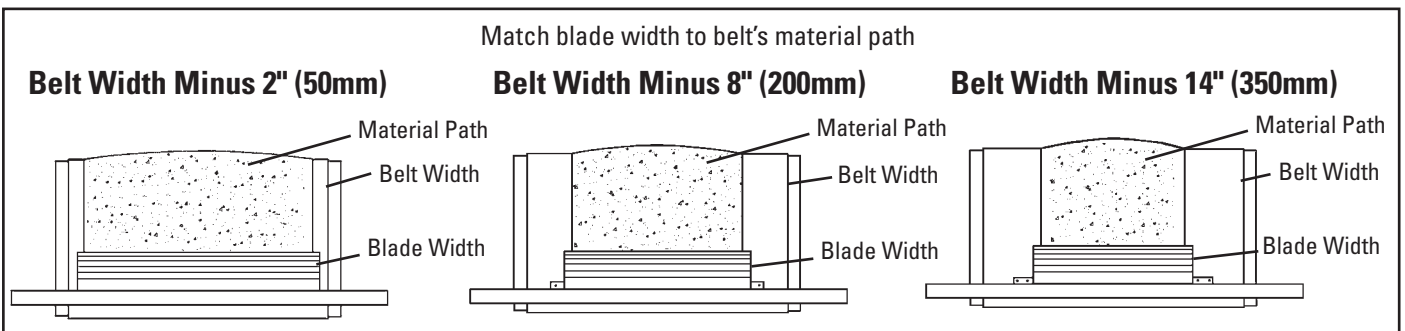
- Superior cleaning.
- Long wear.
- C-Tips/blades for mechanical splices and V-Tips/blades for vulcanized belts.



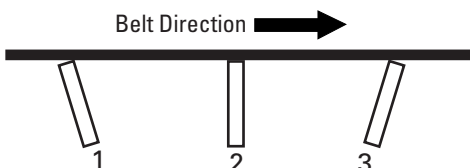
Poor quality carbide wears unevenly, with high points.

The "Material Path" Option (for Precleaners)

For optimal cleaning and reduced blade retensioning, the cleaner blade width should be sized to fit the material path of the belt. The material path is typically the center 2/3 of the belt width. Choosing a blade only slightly wider than the material path can decrease differential blade wear which reduces blade retensioning maintenance, as well as reducing the frequency of blade replacement.



Blade Angle (Secondary Cleaners)



- 1. Aggressive** – excellent cleanability, high risk for belt damage.
- 2. 90° to belt** – good cleaning efficiency; must have good blade relief for splices.
- 3. Wiping** – a little less cleaning power; safer on belts in poor condition or with poor mechanical splices.

Belt Cleaning Systems

Many applications will require more than one belt cleaner to do a satisfactory cleaning job. A typical system includes a precleaner (to knock off the initial flow of carryback), one or more secondary cleaners (to take off the sticky fines) and many times, a final specialty cleaner (to remove the water).

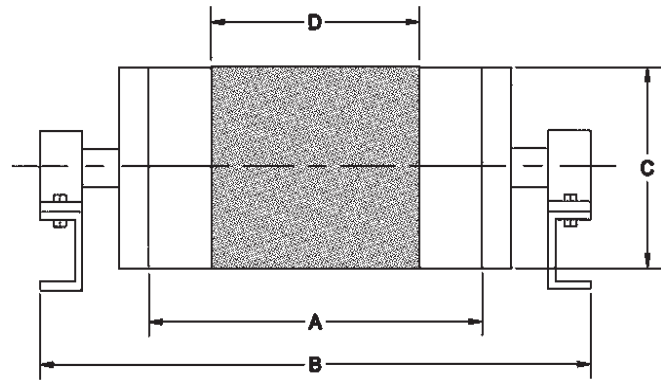
Keys to Good Belt Cleaning

- Proper cleaner selection for the application
- Correct installation
- Regular service maintenance

Spec'ing and Ordering Belt Cleaners

Information needed:

- Belt width
- Conveyor frame (structure) width
- Head pulley diameter
- For precleaners – what is the belt's material path
- Material conveyed (dry, wet, sticky, etc.)
- Type of belt splice:
 - Mechanical – skived or unskived
 - Vulcanized
- Temperature or other extreme environmental factors
- Does the belt reverse



Precleaner Selection Guide

PRECLEANER SPECIFICATION CHART












Application Description	EZP-LS	EZP1	MSP	MMP	MHP	MHCP	MXP
Belt Width*	12" - 60" (300 - 1500mm)	12" - 72" (300 - 1800mm)	24" - 84" (600 - 2100mm)	24" - 96" (600 - 2400mm)	24"-96" (600 - 2400mm)	24" - 96" (600 - 2400mm)	42" - 120" (1050 - 3000mm)
Belt Speed	500fpm (2.5M/sec)	700fpm (3.5M/sec)	700fpm (3.5M/sec)	1000fpm (5M/sec)	1500fpm (7.5M/sec)	1200fpm (6M/sec)	2000fpm (10M/sec)
Head Pulley Diameter	6" - 22" (150 - 550mm)	10" - 36" (250 - 900mm)	16" - 42" (400 - 1050mm)	16" - 48" (400 - 1200mm)	20" - 84" (500 - 2100mm)	20" - 84" (500 - 2100mm)	48" - 96" (1200 - 2400mm)
Reversing Belts	Yes	Yes	Yes	Yes	Yes	Yes	Yes
Mechanical Fasteners	Yes	Yes	Yes	Yes	Yes	Yes	Yes

PRECLEANER SPECIFICATION CHART (cont.)

Application Description	H-Type® (XF2- & XF-Tips)	H-Type® (V-Tips)	High Temp (V-Tips)	HV2 (V-Tips)
	Belt Width*	18" - 72" (450 - 1800mm)	18" - 72" (450 - 1800mm)	18" - 48" (450 - 1200mm)
Belt Speed	1000fpm (5M/sec)	1500fpm (7.5M/sec)	1000fpm (5M/sec)	1500fpm (7.5M/sec)
Head Pulley Diameter	10" - 47" (250 - 1175mm)	10" - 67" (250 - 1675mm)	8" - 35" (200 - 875mm)	10" - 67" (250 - 1675mm)
Reversing Belts	Yes	Yes	Yes	Yes
Mechanical Fasteners	Yes	No	No	No








*Special sizes available upon request.

PRECLEANER BLADE SPECIFICATIONS

											
Blade Type	ConShear™ LS	ConShear™ LS High Temp	ConShear™ LS White (Chemical Resistant/Food Grade) ‡	ConShear™ High Temp	ConShear™ High Temp	ConShear™ White (Chemical Resistant/ Food Grade) ‡	ConShear Ultra High Temp	TuffShear™	TuffShear™ High Temp	Mega- Shear™	Super- Shear™
Belt Speed	500fpm (2.5M/sec)	500fpm (2.5M/sec)	500fpm (2.5M/sec)	700fpm (3.5M/sec)	700fpm (3.5M/sec)	700fpm (3.5M/sec)	700fpm (3.5M/sec)	1000fpm (5M/sec)	1000fpm (5M/sec)	1500fpm (7.5M/sec)	1200fpm (6M/sec)
Temperature Range	-30 to 180°F (-35 to 82°C)	up to 275°F (135°C) with spikes to 325°F (163°C)	-30 to 180°F (-35 to 82°C)	-30 to 180°F (-35 to 82°C)	up to 275°F (135°C) with spikes to 325°F (163°C)	-30 to 180°F (-35 to 82°C)	up to 400°F (200°C) with spikes to 450°F (232°C)	-30 to 180°F (-35 to 82°C)	up to 275°F (135°C) with spikes to 325°F (163°C)	-30 to 180°F (-35 to 82°C)	-30 to 180°F (-35 to 82°C)
Polyurethane	Yes	Yes	Yes	Yes	Yes	Yes	Yes	Yes	Yes	Yes	Yes
Durometer	83	93	83	83	93	83	90	83	93	93	93
Tungsten Carbide	No	No	No	No	No	No	No	No	No	No	No
Work with Mechanical Fasteners	Yes	Yes	Yes	Yes	Yes	Yes	Yes	Yes	Yes	Yes	Yes

‡ All ingredients used in the polyurethane formulation of this blade comply with the relevant requirements of 21 CFR (FDA Code of Federal Regulations) for use in repeated bulk dry food applications

PRECLEANER BLADE SPECIFICATIONS

							
Blade Type	UltraShear™	HXF	HXF2	H V-Tip	H Protected V-Tip	HV2 Tip	Protected HV2 Tip
Belt Speed	2000fpm (10M/sec)	700fpm (3.5M/sec)	700fpm (3.5M/sec)	1000fpm (5M/sec)	1000fpm (5M/sec)	1500fpm (7.5M/sec)	1500fpm (7.5M/sec)
Temperature Range	-30 to 275°F (-35 to 135°C)	-30 to 180°F (-35 to 82°C)	-30 to 180°F (-35 to 82°C)	-30 to 400°F (-35 to 205°C)	-30 to 400°F (-35 to 205°C)	-30 to 400°F (-35 to 205°C)	-30 to 400°F (-35 to 205°C)
Polyurethane	Yes	Yes	Yes	No	No	No	No
Durometer	93	84	83	N/A	N/A	N/A	N/A
Tungsten Carbide	No	No	No	Yes	Yes	Yes	Yes
Work with Mechanical Fasteners	Yes	Yes	Yes	No	No	No	No

Secondary Cleaner Selection Guide

SECONDARY CLEANER SPECIFICATION CHART

Application Description	Y-Type SD Polyurethane	Y-Type SD Carbide	Y-Type HD Polyurethane	Y-Type HD Carbide	EZS2	EZS2 High Temp	FMS (C-Tip)	FMS (V-Tip)	MHS (C-Tip)	MHS (V-Tip)
Belt Width*	18" - 48" 450 - 1200mm	18" - 48" 450 - 1200mm	36" - 72" 900 - 1800mm	36" - 72" 900 - 1800mm	18" - 72" 450 - 1800mm	18" - 72" 450 - 1800mm	18" - 84" 450 - 2100mm	18" - 84" 450 - 2100mm	18" - 96" 450 - 2400mm	18" - 96" 450 - 2400mm
Belt Speed	600fpm (3M/sec)	600fpm (3M/sec)	750fpm (3.8M/sec)	750fpm (3.8M/sec)	700fpm (3.5M/sec)	700fpm (3.5M/sec)	1200fpm (6M/sec)	1200fpm (6M/sec)	1200fpm (6M/sec)	1500fpm (7.5M/sec)
Reversing Belts	Yes	Yes	Yes	Yes	No	No	No	No	Yes	Yes
Works with Mechanical Fasteners	Yes	Yes	Yes	Yes	Yes	Yes	Yes	No	Yes	No













*Special sizes available upon request.

SECONDARY CLEANER SPECIFICATION CHART (cont.)

Application Description	MDWS	P-Type® (C-Tip)	P-Type (V-Tip)	U-Type® (F-Blade)	U-Type (C-Blade)	U-Type (V-Blade)	R-Type® (C-Tip)	R-Type (V-Tip)	Chevron	Brush Cleaner
Belt Width*	18" - 72" 450 - 1800mm	18" - 72" 450 - 1800mm	18" - 72" 450 - 1800mm	18" - 84" 450 - 2100mm	18" - 84" 450 - 2100mm	18" - 84" 450 - 2100mm	18" - 72" 450 - 1800mm	18" - 72" 450 - 1800mm	18" - 84" 450 - 2100mm	18" - 84" 450 - 2100mm
Belt Speed	1600fpm (6M/sec)	1000fpm (5M/sec)	1200fpm (6M/sec)	1000fpm (5M/sec)	1300fpm (6.6M/sec)	1300fpm (6.6M/sec)	1000fpm (5M/sec)	1000fpm (5M/sec)	500fpm (2.5M/sec)	700fpm (3.5M/sec)
Reversing Belts	Yes	No	No	No	No	No	Yes	Yes	Yes	No
Works with Mechanical Fasteners	Yes	Yes	No	Yes	Yes	No	Yes	No	Yes	Yes

*Special sizes available upon request.

SECONDARY CLEANER BLADE SPECIFICATIONS

												
Blade Type	C-Tip	P V-Tip	R V-Tip	Y-Type Polyurethane (Purple)	Y-Type Polyurethane (White)	Y-Type Carbide	DryWipe Blade	U F-Blade	U C-Blade	U V-Blade	Chevron	Brush Cleaner
Temperature Range	-30 to 400°F -35 to 205°C	-30 to 400°F -35 to 205°C	-30 to 400°F -35 to 205°C	-30 to 180°F -35 to 82°C	-30 to 180°F -35 to 82°C	-30 to 180°F -35 to 82°C	-30 to 180°F -35 to 82°C	-30 to 180°F -35 to 82°C	-30 to 180°F -35 to 82°C	-30 to 180°F -35 to 82°C	-30 to 180°F -35 to 82°C	-20 to 180°F -30 to 82°C
Polyurethane	No	No	No	Yes	Yes	No	Yes	Yes	Rubber	Rubber	Rubber	Poly-propylene
Durometer	N/A	N/A	N/A	86A	83A	N/A	59	90	84	83	N/A	N/A
Tungsten Carbide	Yes	Yes	Yes	No	No	Yes	No	No	Yes	Yes	No	No
Works with Mechanical Fasteners	Yes	No	No	Yes	Yes	Yes	Yes	Yes	Yes	No	Yes	Yes

Product Ordering Information

EZP1 Standard Duty Precleaner



EZP1 Precleaner Belt Width Minus 2" (50mm)

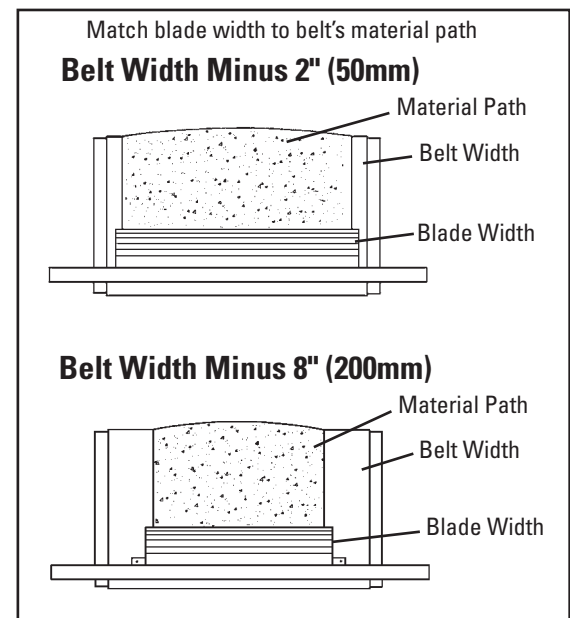
BELT WIDTH		BLADE WIDTH		ORDERING NUMBER	ITEM CODE	WT. LBS.
in.	mm	in.	mm			
12	300	10	250	EZP1-212	75610	49.4
18	450	16	400	EZP1-218	75611	55.3
24	600	22	550	EZP1-224	75612	61.2
30	750	28	700	EZP1-230	75613	67.1
36	900	34	850	EZP1-236	75614	73.0
42	1050	40	1000	EZP1-242	75615	78.9
48	1200	46	1150	EZP1-248	75616	84.8
54	1350	52	1300	EZP1-254	75617	90.7
60	1500	58	1450	EZP1-260	75618	96.6
72	1800	70	1750	EZP1-272	75771	102.5

Lead time: 1 working day

EZP1 Precleaner Belt Width Minus 8" (200mm)

BELT WIDTH		BLADE WIDTH		ORDERING NUMBER	ITEM CODE	WT. LBS.
in.	mm	in.	mm			
12	300	—	—	N/A	N/A	—
18	450	10	250	EZP1-818	75779	51.3
24	600	16	400	EZP1-824	75780	57.2
30	750	22	550	EZP1-830	75781	63.1
36	900	28	700	EZP1-836	75782	69.0
42	1050	34	850	EZP1-842	75783	74.9
48	1200	40	1000	EZP1-848	75784	80.8
54	1350	46	1150	EZP1-854	75785	86.7
60	1500	52	1300	EZP1-860	75786	92.6
72	1800	64	1600	EZP1-872	75774	98.5

Lead time: 1 working day



Product Notes:

- For optimal cleaning and reduced blade retensioning maintenance, the cleaner blade width should be sized to fit the material path of the belt. The material path is typically 2/3 of the belt width. In most cases a blade size of belt width minus 8" (200mm) may be the best selection.
- Each cleaner can be retrofitted with three replacement blade sizes (belt width minus 2" (50mm), minus 8" (200mm), or minus 14" (350mm)).
- Comes complete with universal mounting plates and tensioner.
- Visual tension check. No guesswork on blade tensioning. Simply measure the spring, check label on tensioner and turn adjusting nut to restore optimal tension.
- Works with mechanical splices. Polyurethane blade glides over splices.
- Compatible with reversing belts.
- For replacement parts see the EZP1 Parts List on 19.
- For applications requiring longer pole lengths, go to the minus 8" (200mm) chart and select the cleaner one belt width size larger. This will provide a pole 6" (150mm) longer and a blade size of belt width minus 2" (50mm).

U.S. Patents No. D482,508S; 9,242,805; D756,060; D747,838

Product Ordering Information

EZP1T Twist Tensioner Precleaner



EZP1T Precleaner with Twist Tensioner Belt Width Minus 2" (50mm)

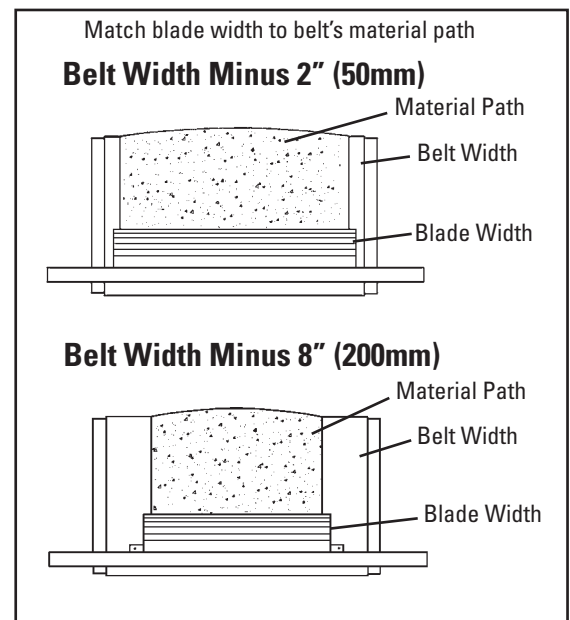
BELT WIDTH		BLADE WIDTH		ORDERING NUMBER	ITEM CODE	WT. LBS.
in.	mm	in.	mm			
12	300	10	250	EZP1T-212	78488	38.5
18	450	16	400	EZP1T-218	78489	44.5
24	600	22	550	EZP1T-224	78490	50.5
30	750	28	700	EZP1T-230	78491	56.5
36	900	34	850	EZP1T-236	78492	62.5
42	1050	40	1000	EZP1T-242	78493	68.4
48	1200	46	1150	EZP1T-248	78494	74.4
54	1350	52	1300	EZP1T-254	78495	83.7
60	1500	58	1450	EZP1T-260	78496	92.0
72	1800	70	1750	EZP1T-272	78497	101.6

Lead time: 1 working day

EZP1T Precleaner with Twist Tensioner Belt Width Minus 8" (200mm)

BELT WIDTH		BLADE WIDTH		ORDERING NUMBER	ITEM CODE	WT. LBS.
in.	mm	in.	mm			
12	300	-	-	N/A	N/A	-
18	450	10	250	EZP1T-818	78498	41.8
24	600	16	400	EZP1T-824	78499	47.8
30	750	22	550	EZP1T-830	78500	53.8
36	900	28	700	EZP1T-836	78501	59.8
42	1050	34	850	EZP1T-842	78502	65.8
48	1200	40	1000	EZP1T-848	78503	71.7
54	1350	46	1150	EZP1T-854	78504	78.5
60	1500	52	1300	EZP1T-860	78505	87.0
72	1800	64	1600	EZP1T-872	78506	98.9

Lead time: 1 working day



Product Notes:

- For optimal cleaning and reduced blade retensioning maintenance, the cleaner blade width should be sized to fit the material path of the belt. The material path is typically 2/3 of the belt width. In most cases a blade size of belt width minus 8" (200mm) may be the best selection.
- Each cleaner can be retrofitted with three replacement blade sizes (belt width minus 2" (50mm), minus 8" (200mm), or minus 14" (350mm)).
- Comes complete with universal mounting plates and tensioner.
- Visual tension check. No guesswork on blade tensioning. Simply measure the spring, check label on tensioner and turn adjusting nut to restore optimal tension.
- Works with mechanical splices. Polyurethane blade glides over splices.
- Compatible with reversing belts.
- For replacement parts see the EZP1T Parts List on 20.
- For applications requiring longer pole lengths, go to the minus 8" (200mm) chart and select the cleaner one belt width size larger. This will provide a pole 6" (150mm) longer and a blade size of belt width minus 2" (50mm).

U.S. Patents No. D482,508S; 9,242,805; D756,060; D747,838

Product Ordering Information

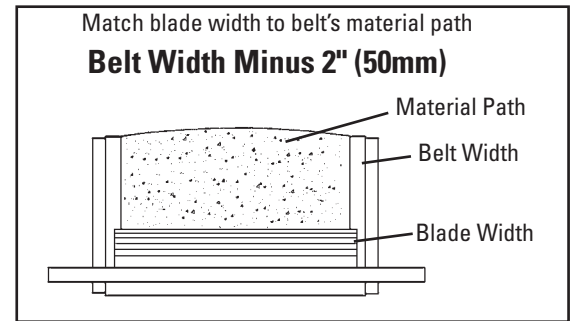
High Temp EZP1 High Temperature Precleaner

ConShear™ High Temp Precleaners Belt Width Minus 2" (50mm)

BELT WIDTH		BLADE WIDTH		ORDERING NUMBER	ITEM CODE	WT. LBS.
in.	mm	in.	mm			
12	300	10	250	HTF212	76658	49.4
18	450	16	400	HTF218	76659	55.3
24	600	22	550	HTF224	76660	61.2
30	750	28	700	HTF230	76661	67.1
36	900	34	850	HTF236	76662	73.0
42	1050	40	1000	HTF242	76663	78.9
48	1200	46	1150	HTF248	76664	84.8
54	1350	52	1300	HTF254	76665	90.7
60	1500	58	1450	HTF260	76666	96.6
72	1800	70	1750	HTF272	76667	102.5

Pole Diameter - 2-3/8" (60mm)

Lead time: 1 working day



Product Notes:

- The High-Temp ConShear Precleaner works in temperatures up to 275°F (135°C) with spikes to 325°F (164°C).
- Comes complete with universal mounting plates and tensioner.
- Visual tension check. No guesswork on blade tensioning. Simply measure the spring, check label on tensioner and turn adjusting nut to restore optimal tension.
- Works with mechanical splices. Polyurethane blade glides over splices.
- For replacement parts see the EZP1 Parts List on 19.
- Compatible with reversing belts.

U.S. Patents No. D482,508S; 9,242,805; D756,060; D747,838

Product Ordering Information

EZP1 Ultra High-Temp Precleaner

EZP1 Ultra High-Temp Precleaner Belt Width Minus 2" (50mm)

BELT WIDTH		BLADE WIDTH		ORDERING NUMBER	ITEM CODE	WT. LBS.
in.	mm	in.	mm			
12	300	10	250	EZP1-UHT212	91226	49.4
18	450	16	400	EZP1-UHT218	91227	55.3
24	600	22	550	EZP1-UHT224	91228	61.2
30	750	28	700	EZP1-UHT230	91229	67.1
36	900	34	850	EZP1-UHT236	91230	73.0
42	1050	40	1000	EZP1-UHT242	91231	78.9
48	1200	46	1150	EZP1-UHT248	91232	84.8
54	1350	52	1300	EZP1-UHT254	91233	90.7
60	1500	58	1450	EZP1-UHT260	91234	96.6
72	1800	70	1750	EZP1-UHT272	91235	102.5

Lead time: 1 working day



EZP1 Ultra High-Temp Precleaner Belt Width Minus 8" (200mm)

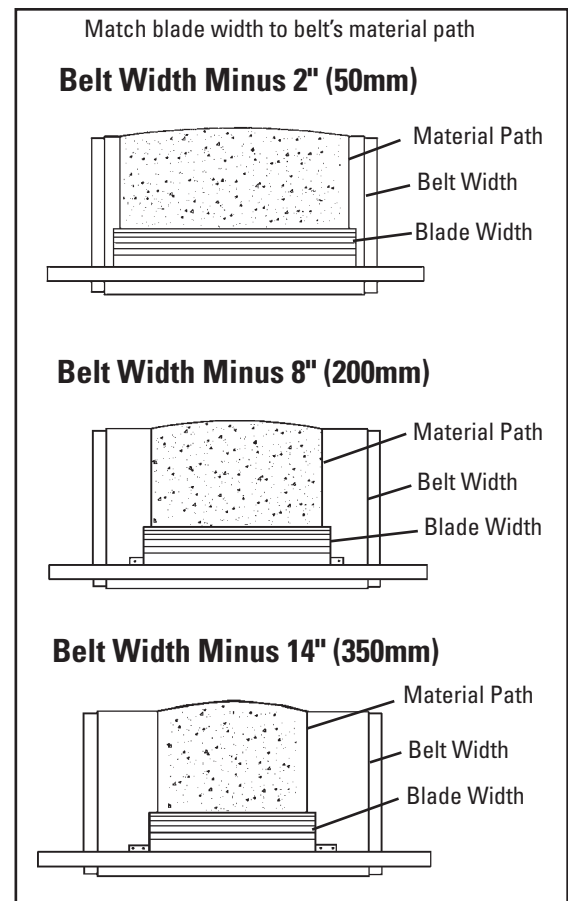
BELT WIDTH		BLADE WIDTH		ORDERING NUMBER	ITEM CODE	WT. LBS.
in.	mm	in.	mm			
18	450	10	250	EZP1-UHT818	91236	51.3
24	600	16	400	EZP1-UHT824	91237	57.2
30	750	22	550	EZP1-UHT830	91238	63.1
36	900	28	700	EZP1-UHT836	91239	69.0
42	1050	34	850	EZP1-UHT842	91240	74.9
48	1200	40	1000	EZP1-UHT848	91241	80.8
54	1350	46	1150	EZP1-UHT854	91242	86.7
60	1500	52	1300	EZP1-UHT860	91243	92.6
72	1800	64	1600	EZP1-UHT872	91244	98.5

Lead time: 1 working day

EZP1 Ultra High-Temp Precleaner Belt Width Minus 14" (350mm)

BELT WIDTH		BLADE WIDTH		ORDERING NUMBER	ITEM CODE	WT. LBS.
in.	mm	in.	mm			
24	600	10	250	EZP1-UHT1424	91245	53.2
30	750	16	400	EZP1-UHT1430	91246	59.1
36	900	22	550	EZP1-UHT1436	91247	65.0
42	1050	28	700	EZP1-UHT1442	91248	70.9
48	1200	34	850	EZP1-UHT1448	91249	76.8
54	1350	40	1000	EZP1-UHT1454	91250	82.7
60	1500	46	1150	EZP1-UHT1460	91251	88.6
72	1800	58	1450	EZP1-UHT1472	91252	94.5

Lead time: 1 working day



Product Notes:

- For optimal cleaning and reduced blade retensioning maintenance, the cleaner blade width should be sized to fit the material path of the belt. The material path is typically 2/3 of the belt width. In most cases a blade size of belt width minus 8" (200mm) may be the best selection.
- Each cleaner can be retrofitted with three replacement blade sizes (belt width minus 2" (50mm), minus 8" (200mm), or minus 14" (350mm)).
- Comes complete with universal mounting plates and tensioner.
- Visual tension check. No guesswork on blade tensioning. Simply measure the spring, check label on tensioner and turn adjusting nut to restore optimal tension.
- Works with mechanical splices. Polyurethane blade glides over splices.
- Compatible with reversing belts.

U.S. Patents No. D482,508S; 9,242,805; D756,060; D747,838

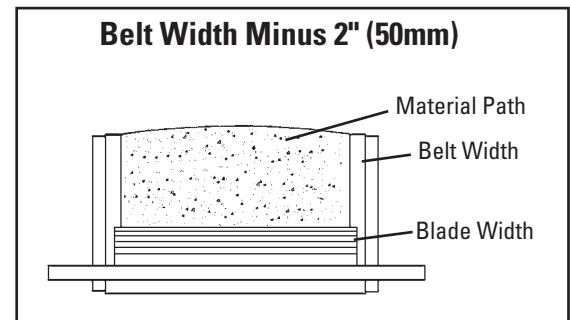
Product Ordering Information

EZP1 Precleaner with White ConShear™ Blade

EZP1 Precleaner - Mild Steel with White ConShear™ Blade Belt Width Minus 2" (50mm)

BELT WIDTH		BLADE WIDTH		ORDERING NUMBER	ITEM CODE	WT. LBS.
in.	mm	in.	mm			
12	300	10	250	EZP1-212W	78934	49.4
18	450	16	400	EZP1-218W	78935	55.3
24	600	22	550	EZP1-224W	78936	61.2
30	750	28	700	EZP1-230W	78937	67.1
36	900	34	850	EZP1-236W	78938	73.0
42	1050	40	1000	EZP1-242W	78939	78.9
48	1200	46	1150	EZP1-248W	78940	84.8
54	1350	52	1300	EZP1-254W	78941	90.7
60	1500	58	1450	EZP1-260W	78942	96.6
72	1800	70	1750	EZP1-272W	78943	99.4

Lead time: 1 working day



Product Notes:

- All ingredients used in polyurethane formulation comply with the relevant requirements of 21 CFR (FDA Code of Federal Regulations) for use in repeated bulk dry food applications.
- Comes complete with universal mounting plates and tensioner.
- Visual tension check. No guesswork on blade tensioning. Simply measure the spring, check label on tensioner and turn adjusting nut to restore optimal tension.
- Works with mechanical splices. Polyurethane blade glides over splices.
- For replacement parts see the EZP1 Parts List on 19.
- Compatible with reversing belts.

U.S. Patents No. D482,508S; 9,242,805; D756,060; D747,838

ConShear™ Replacement Blades

EZP1 Standard Duty Precleaner

Replacement ConShear™ Blades

BLADE WIDTH		ORDERING NUMBER	ITEM CODE	WT. LBS.
in.	mm			
10	250	CRB10	75628	4.6
16	400	CRB16	75629	7.3
22	550	CRB22	75630	10.1
28	700	CRB28	75631	12.8
34	850	CRB34	75632	15.5
40	1000	CRB40	75633	18.3
46	1150	CRB46	75634	21.0
52	1300	CRB52	75635	23.8
58	1450	CRB58	75636	26.5
64	1600	CRB64	75775	29.2
70	1750	CRB70	75773	32.0
76	1900	CRB76	76940	34.7
82	2050	CRB82	76941	37.5

Other blade sizes available upon request.

Lead time: 1 working day

Replacement White ConShear™ Blades (Chemical Resistant/Food Grade) ‡

BLADE WIDTH		ORDERING NUMBER	ITEM CODE	WT. LBS.
in.	mm			
10	250	CRB-W10	78471	4.8
16	400	CRB-W16	78472	7.6
22	550	CRB-W22	78473	10.4
28	700	CRB-W28	78474	13.2
34	850	CRB-W34	78475	16.2
40	1000	CRB-W40	78476	19.1
46	1150	CRB-W46	78477	21.9
52	1300	CRB-W52	78478	24.8
58	1450	CRB-W58	78479	27.6

Lead time: 1 working day

‡ All ingredients used in the polyurethane formulation of this blade comply with the relevant requirements of 21 CFR (FDA Code of Federal Regulations) for use in repeated bulk dry food applications

Product Notes:

- Take blade width and ordering number from the worn blade and use the Replacement Blade Chart.
- For optimal cleaning and reduced blade retensioning maintenance, the cleaner blade width should be sized to fit the material path of the belt. The material path is typically 2/3 of the belt width. In most cases a blade size of belt width minus 8" (200mm) may be the best selection.
- The ConShear™ blade has a faceted profile that renews the cleaning edge as it wears.
- Visual tension check. No guesswork on blade tensioning. Simply measure the spring, check label on tensioner and turn adjusting nut to restore optimal tension.
- ConShear blades are made of a special long-wearing polyurethane.
- A molded-in blade wear line indicates when the blade is worn out and needs to be replaced.
- Blade replacement is quick. Pull one pin, remove the old blade and slide the new one in.

Replacement High Temp ConShear™ Blades

(Color Identification: Yellow)

BLADE WIDTH		ORDERING NUMBER	ITEM CODE	WT. LBS.
in.	mm			
10	250	CRB-HT10	76593	4.8
16	400	CRB-HT16	76594	7.6
22	550	CRB-HT22	76595	10.4
28	700	CRB-HT28	76596	13.2
34	850	CRB-HT34	76597	16.2
40	1000	CRB-HT40	76598	19.1
46	1150	CRB-HT46	76599	21.9
52	1300	CRB-HT52	76600	24.8
58	1450	CRB-HT58	76601	27.6
64	1600	CRB-HT64	76602	30.5
70	1750	CRB-HT70	76603	33.4

Lead time: 1 working day

Replacement Ultra High-Temp ConShear™ Blades

(Color Identification: Red)

BLADE WIDTH		ORDERING NUMBER	ITEM CODE	WT. LBS.
in.	mm			
10	250	CRB-UHT10	91253	4.6
16	400	CRB-UHT16	91254	7.3
22	550	CRB-UHT22	91255	10.1
28	700	CRB-UHT28	91256	12.8
34	850	CRB-UHT34	91257	15.5
40	1000	CRB-UHT40	91258	18.3
46	1150	CRB-UHT46	91259	21.0
52	1300	CRB-UHT52	91260	23.8
58	1450	CRB-UHT58	91261	26.5
64	1600	CRB-UHT64	91262	29.2
70	1750	CRB-UHT70	91263	32.0

Lead time: 1 working day

Blade Width Selection

BELT WIDTH		BELT WIDTH - 2" (50mm)		BELT WIDTH - 8" (200mm)		BELT WIDTH - 14" (350mm)	
in.	mm	in.	mm	in.	mm	in.	mm
12	300	10	250	N/A	N/A	N/A	N/A
18	450	16	400	10	250	N/A	N/A
24	600	22	550	16	400	10	250
30	750	28	700	22	550	16	400
36	900	34	850	28	700	22	550
42	1050	40	1000	34	850	28	700
48	1200	46	1150	40	1000	34	850
54	1350	52	1300	46	1150	40	1000
60	1500	58	1450	52	1300	46	1150
72	1800	70	1600	64	1600	58	1450

U.S. Patents No. D482,508S; 9,242,805; D756,060; D747,838

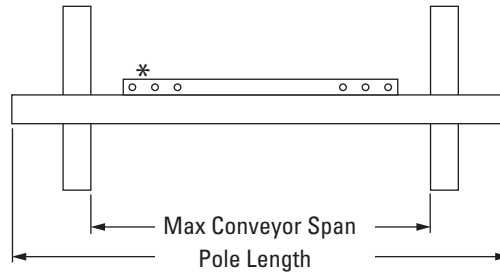
Specifications & Guidelines

EZP1 & EZP1T Standard Duty Precleaners

Pole Length Specifications

CLEANER SIZE		POLE LENGTH		MAXIMUM CONVEYOR SPAN	
in.	mm	in.	mm	in.	mm
12	300	42	1050	37	925
18	450	48	1200	43	1075
24	600	54	1350	49	1225
30	750	60	1500	55	1375
36	900	66	1650	61	1525
42	1050	72	1800	67	1675
48	1200	78	1950	73	1825
54	1350	88	2200	83	2075
60	1500	94	2350	89	2225
72	1800	106	2650	101	2525

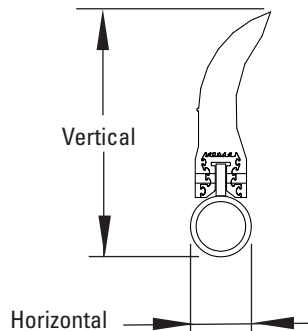
Pole Diameter – 2-3/8" (60mm)



*Each pole size can be used with a blade size either belt width minus 2" (50mm), belt width minus 8" (200mm), or belt width minus 14" (350mm).

Clearance Guidelines for Installation

HORIZONTAL CLEARANCE REQUIRED		VERTICAL CLEARANCE REQUIRED	
in.	mm	in.	mm
4	100	9 1/2	238

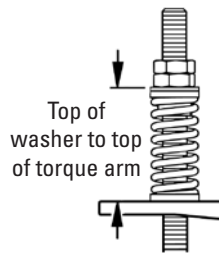


Spring Length Chart

with EST Spring Tensioner

BLADE WIDTH		PURPLE SPRING		SILVER SPRING		BLACK SPRING	
in.	mm	in.	mm	in.	mm	in.	mm
10	250	5 3/4	146	6 1/4	159	N/A	N/A
16	400	5 1/4	133	6	152	N/A	N/A
22	550	4 3/4	121	5 7/8	149	N/A	N/A
28	700	4 1/4	108	5 5/8	143	N/A	N/A
34	850	N/A	N/A	5 3/8	137	5 5/8	143
40	1000	N/A	N/A	5 1/8	130	5 1/2	140
46	1150	N/A	N/A	5	127	5 1/4	133
52	1300	N/A	N/A	4 3/4	121	5 1/8	130
58	1450	N/A	N/A	N/A	N/A	5	127
64	1600	N/A	N/A	N/A	N/A	4 3/4	121
70	1750	N/A	N/A	N/A	N/A	4 5/8	117

Shading indicates preferred spring option



Twist Tensioner Chart

BLADE WIDTH		STANDARD	HEAVY DUTY
in.	mm		
10"	250	8	6
16"	400	13	9
22"	550	18	12
28"	700	23	16
34"	850	27	19
40"	1000	32	23
46"	1150	37	26
52"	1300	N/A	29
58"	1450	N/A	33
64"	1600	N/A	36
70"	1750	N/A	40

U.S. Patents No. D482,508S; 9,242,805; D756,060; D747,838

Specifications & Guidelines

EZP1 & EZP1T Standard Duty Precleaners

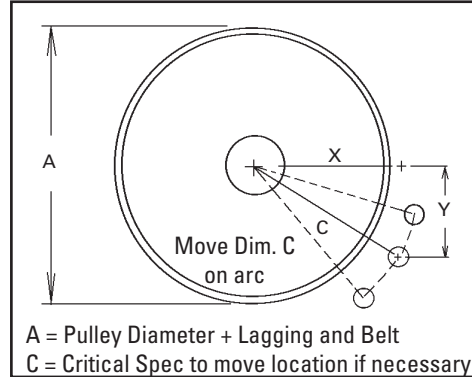
Pole Location Chart IMPERIAL

A	X	Y	C
10	3	9	9 1/2
11	3 3/4	9	9 3/4
12	4 3/8	9	10
13	5 3/8	9	10 1/2
14	5 7/8	9	10 3/4
15	6 3/8	9	11 1/4
16	7 1/8	9	11 1/2
17	7 7/8	9	12
18	8 1/4	9	12 1/4
19	9	9	12 3/4
20	9 3/8	9	13
21	10	9	13 1/2
22	10 3/4	9	14
23	11 3/8	9	14 1/2
24	12	9	15
25	12 5/8	9	15 1/2
26	13 1/4	9	16
27	13 7/8	9	16 1/2
28	14 3/8	9	17
29	15	9	17 1/2
30	15 5/8	9	18
31	16 1/8	9	18 1/2
32	16 3/4	9	19
33	17 1/4	9	19 1/2
34	17 7/8	9	20
35	18 3/8	9	20 1/2
36	19	9	21

Pole Location Chart METRIC

A	X	Y	C
250	74	230	242
275	92	230	248
300	108	230	254
325	131	230	265
350	146	230	273
375	166	230	284
400	179	230	291
425	195	230	301
450	207	230	309
475	223	230	320
500	235	230	329
525	249	230	339
550	266	230	352
575	283	230	365
600	299	230	377
625	314	230	390
650	330	230	402
675	346	230	415
700	360	230	427
725	374	230	439
750	389	230	452
775	403	230	464
800	417	230	477
825	432	230	489
850	446	230	501
875	460	230	514
900	474	230	526

Pole Location Specs



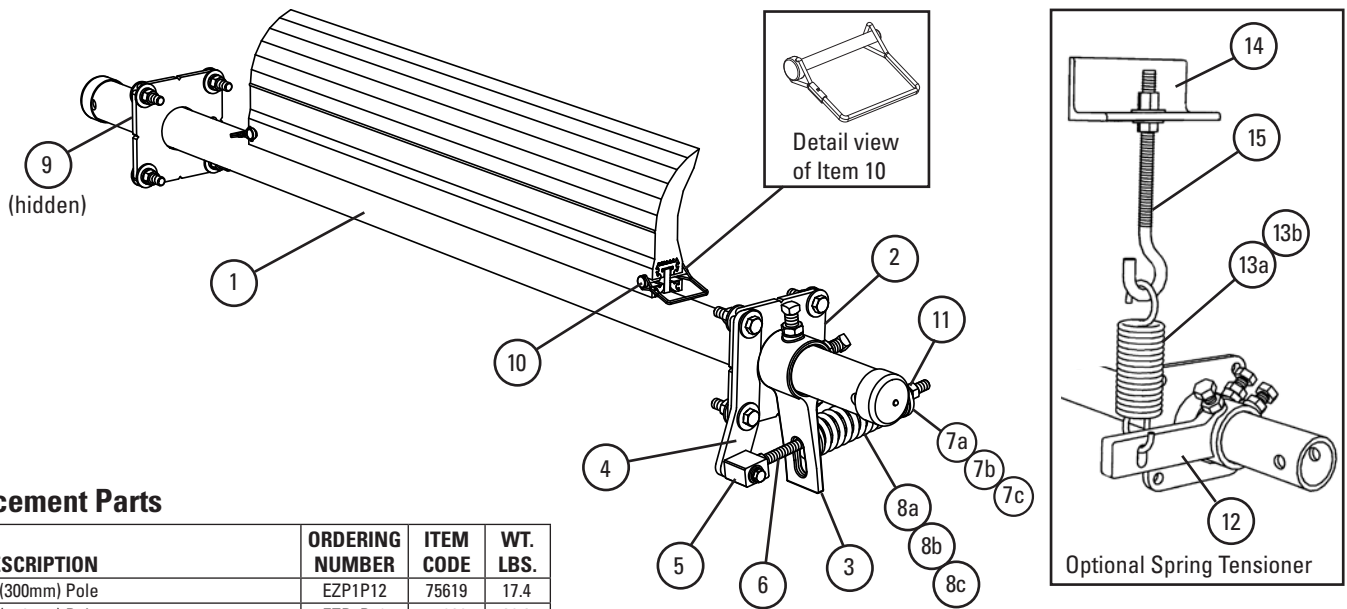
Specifications:

- Maximum Belt Speed 700 FPM (3.5M/sec)
- Temperature Rating (ConShear, ConShear White) -30°F to 180°F (-35°C to 82°C)
- Temperature Rating (ConShear High Temp) Up to 275°F (135°C) with spikes to 325°F (164°C)
- Temperature Rating (ConShear Ultra High-Temp) Up to 400°F (200°C) with spikes to 450°F (232°C)
- Minimum Pulley Diameter 10" (250mm)
- Blade Height 7-1/4" (185mm)
- Usable Blade Wear Length 4" (100mm)
- Blade Material Polyurethane (proprietary blend for abrasion resistance and long wear)
- Available for Belt Widths 12" to 72" (300 to 1800mm)
- CEMA Cleaner Rating Class 2

U.S. Patents No. D482,508S; 9,242,805; D756,060; D747,838

Replacement Parts List

EZP1 Standard Duty Precleaner



Replacement Parts

REF	DESCRIPTION	ORDERING NUMBER	ITEM CODE	WT. LBS.
1	12" (300mm) Pole	EZP1P12	75619	17.4
	18" (450mm) Pole	EZP1P18	75620	20.3
	24" (600mm) Pole	EZP1P24	75621	22.7
	30" (750mm) Pole	EZP1P30	75622	26.5
	36" (900mm) Pole	EZP1P36	75623	30.4
	42" (1050mm) Pole	EZP1P42	75624	32.7
	48" (1200mm) Pole	EZP1P48	75625	35.3
	54" (1350mm) Pole	EZP1P54	75626	39.2
	60" (1500mm) Pole	EZP1P60	75627	43.3
72" (1800mm) Pole	EZP1P72	75772	48.2	
2	Mounting Plate Kit* (2 ea.)	EZP1MPK	75637	7.7
3	Torque Arm Kit* (1 ea.)	ESTAK-EST	76406	3.6
4	Pivot Shaft Bracket Kit* (1 ea.)	ESPSBK	76407	1.8
5	Pivot Block Kit*	ESPBK	76408	0.7
6	Pivot Rod Kit*	ESPRK	76409	1.2
7a	Bushing Kit - Purple and Silver (includes 2 bushings)	ESBK-PS	76410	0.1
7b	Bushing Kit - Black (includes 2 bushings)	ESBK-B	76411	0.1
7c	EST Bushing Kit (for Ultra High-Temp EZP1) (includes 2 bushings)	ESBK-ATEX	90264	0.1
8a	Tension Spring - Purple	QMTS-P	75845	1.0
8b	Tension Spring - Silver	ESS-S	76412	1.2
8c	Tension Spring - Black	ESS-B	76413	1.4
9	Pole Lock* (1 ea.)	EZP1PL	75641	1.1
-	EST Tensioner - Purple* for blade widths 12" - 28" (300 - 700mm) (includes 1 each items 3, 4, 5, 6, 7a & 8a)	EST-P	76403	7.7
-	EST Tensioner - Silver* for blade widths 34" - 52" (850 - 1300mm) (includes 1 each items 3, 4, 5, 6, 7a & 8b)	EST-S	76404	7.9
-	EST Tensioner - Black* for blade widths 58" - 70" (1450 - 1750mm) (includes 1 each items 3, 4, 5, 6, 7b & 8c)	EST-B	76405	8.1
-	EST Ultra High Temp Tensioner - Purple* for blade widths 10"-28" (250-700mm) (includes 1 each items 3, 4, 5, 6, 7c & 8a)	EST-A-P	90814	7.7
-	EST Ultra High Temp Tensioner - Silver* for blade widths 34"-52" (850-1300mm) (includes 1 each items 3, 4, 5, 6, 7c & 8b)	EST-A-S	90815	7.9
-	EST Ultra High Temp Tensioner - Black* for blade widths 58"-70" (1450-1750mm) (includes 1 each items 3, 4, 5, 6, 7c & 8c)	EST-A-B	90816	8.1
10	Blade Pin (1 ea.)	EZP1BP	75642	0.1
11	Jam Nut Kit, EST Tensioner	JNK-A	79891	0.3

*Hardware Included
Lead time: 1 working day

Optional Spring Tensioner & Parts

REF	DESCRIPTION	ORDERING NUMBER	ITEM CODE	WT. LBS.
12	Tension Arm Kit* (1 ea.)	HAR-K	78786	6.0
13a	Tension Spring (1 ea.) for sizes 12" - 30" (300 - 750mm)	STTS	74419	1.4
13b	HD Tension Spring (1 ea.) for sizes 36" - 72" (900 - 1800mm)	HDTTS	74502	2.0
14	Spring Tension J-Bolt Mount (1 ea.)	STJM	74775	3.0
15	J-Bolt Kit* (1 ea.)	STJK	74417	0.7
-	Optional Spring Tensioner Kit* for sizes 12" - 30" (300 - 750mm)	EZP10TK1	76418	11.2
-	Optional Spring Tensioner Kit* for sizes 36" - 72" (900 - 1800mm)	EZP10TK2	76419	11.8

* Hardware Included
Lead time: 1 working day

Spring Tensioner Selection Chart

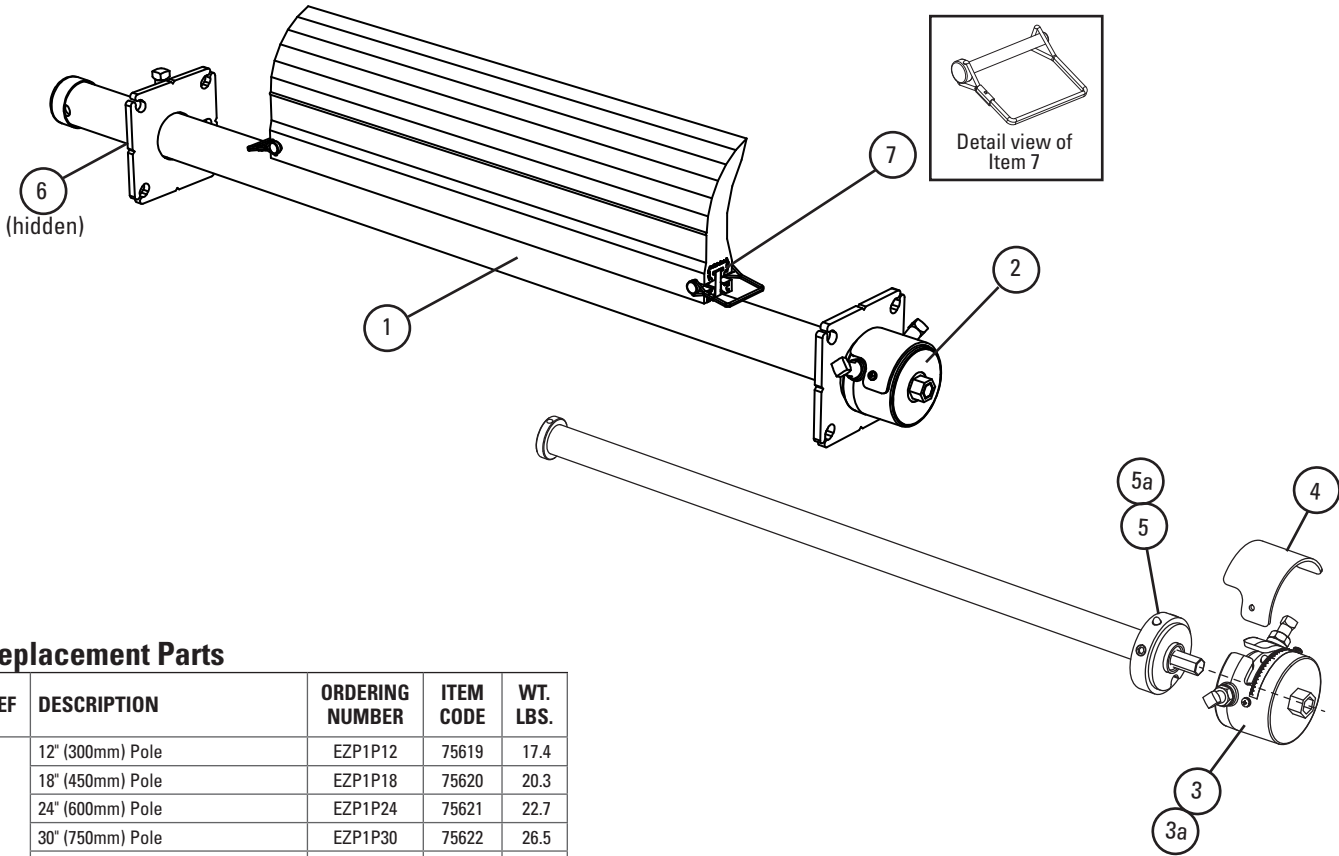
CLEANER BLADE WIDTH	76403 EST-P	76404 EST-S	76405 EST-B
ConShear 12" - 28" (300 - 700mm)	X		
ConShear 34" - 52" (850 - 1300mm)		X	
ConShear 58" - 70" (1450 - 1750mm)			X

Spring Tensioner Selection Chart - EZP1 UHT Only

CLEANER BLADE WIDTH	90814 EST-A-P	90815 EST-A-S	90816 EST-A-B
UHT ConShear 10"-28" (250-700mm)	X		
UHT ConShear 34"-52" (850-1300mm)		X	
UHT ConShear 58"-70" (1450-1750mm)			X

Replacement Parts List

EZP1T Twist Tensioner Precleaner



Replacement Parts

REF	DESCRIPTION	ORDERING NUMBER	ITEM CODE	WT. LBS.
1	12" (300mm) Pole	EZP1P12	75619	17.4
	18" (450mm) Pole	EZP1P18	75620	20.3
	24" (600mm) Pole	EZP1P24	75621	22.7
	30" (750mm) Pole	EZP1P30	75622	26.5
	36" (900mm) Pole	EZP1P36	75623	30.4
	42" (1050mm) Pole	EZP1P42	75624	32.7
	48" (1200mm) Pole	EZP1P48	75625	35.3
	54" (1350mm) Pole	EZP1P54	75626	39.2
	60" (1500mm) Pole	EZP1P60	75627	43.3
	72" (1800mm) Pole	EZP1P72	75772	48.2
2	Torsion Mounting Plate Kit* (2 ea.)	EZPTMPK	78507	8.7
3	Torsion Cap Kit* (1 ea.) (includes 1 ea. Item 4)	EZPTCK	78508	3.2
3a	Torsion Cap Kit HD* (1 ea.) (includes 1 ea. Item 4)	EZPTCKHD	78509	3.2
4	Torsion Shield	EZPTSR	78510	.1
5	Torsion Spring Kit	EZPTSK	78511	6.0
5a	Torsion Spring Kit HD	EZPTSKHD	78512	8.5
6	Pole Lock* (1 ea.)	EZP1PL	75641	1.1
-	Torsion Bar Tensioner for blade widths 12" - 48" (300 - 1200mm) (includes 1 each items 3, 4, & 5)	EZPTBT	77384	17.4
-	Torsion Bar Tensioner HD for blade widths 54" - 72" (1350 - 1800mm) (includes 1 each items 3a, 4, & 5a)	EZPTBTHD	77385	20.0
7	Blade Pin (1 ea.)	EZP1BP	75642	0.1

*Hardware Included
Lead time: 1 working day

Torsion Bar Tensioner Selection Chart

CLEANER BLADE WIDTH	77384 EZPTBT	77385 EZPTBTHD
ConShear 12" - 48" (300 - 1200mm)	X	
ConShear 54" - 72" (1350 - 1800mm)		X

U.S. Patents No. D482,508S; 9,242,805; D756,060; D747,838

Product Ordering Information

EZP1 Stainless Steel Precleaner with White ConShear™ Blade



EZP1 Stainless Steel Precleaner with White ConShear Blade Belt Width Minus 2" (50mm)

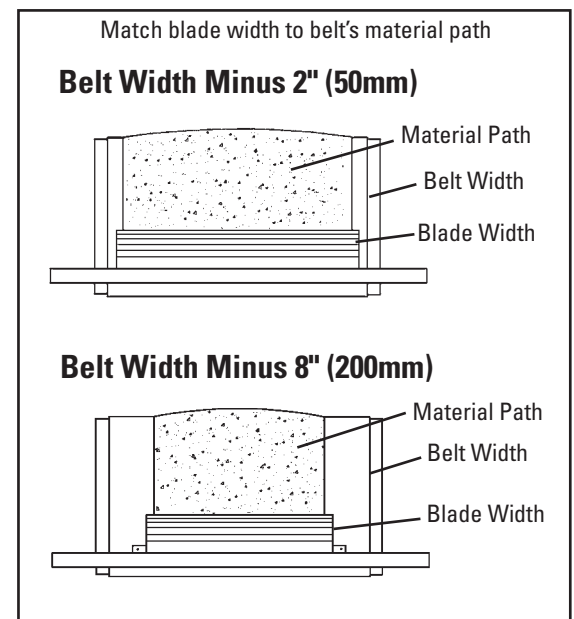
BELT WIDTH		BLADE WIDTH		ORDERING NUMBER	ITEM CODE	WT. LBS.
in.	mm	in.	mm			
12	300	10	250	CFG-212	78838	49.4
18	450	16	400	CFG-218	78839	55.3
24	600	22	550	CFG-224	78840	61.2
30	750	28	700	CFG-230	78841	67.1
36	900	34	850	CFG-236	78842	73.0
42	1050	40	1000	CFG-242	78843	78.9
48	1200	46	1150	CFG-248	78844	84.8
54	1350	52	1300	CFG-254	78845	90.7
60	1500	58	1450	CFG-260	78846	96.6

Lead time: 1 working day

EZP1 Stainless Steel Precleaner with White ConShear Blade Belt Width Minus 8" (200mm)

BELT WIDTH		BLADE WIDTH		ORDERING NUMBER	ITEM CODE	WT. LBS.
in.	mm	in.	mm			
12	300	–	–	N/A	N/A	–
18	450	10	250	CFG-818	78924	51.3
24	600	16	400	CFG-824	78925	57.2
30	750	22	550	CFG-830	78926	63.1
36	900	28	700	CFG-836	78927	69.0
42	1050	34	850	CFG-842	78928	74.9
48	1200	40	1000	CFG-848	78929	80.8
54	1350	46	1150	CFG-854	78930	86.7
60	1500	52	1300	CFG-860	78931	92.6

Lead time: 1 working day



Product Notes:

- White food-grade ConShear Precleaner is chemical resistant and all ingredients used in polyurethane formulation comply with the relevant requirements of 21 CFR (FDA Code of Federal Regulations) for use in repeated bulk dry food applications.
- For optimal cleaning and reduced blade retensioning maintenance, the cleaner blade width should be sized to fit the material path of the belt. The material path is typically 2/3 of the belt width. In most cases a blade size of belt width minus 8" (200mm) may be the best selection.
- Each cleaner can be retrofitted with three replacement blade sizes (belt width minus 2" (50mm), minus 8" (200mm), or minus 14" (350mm)).
- Comes complete with universal mounting plates and tensioner.
- Visual tension check. No guesswork on blade tensioning. Simply measure the spring, check label on tensioner and turn adjusting nut to restore optimal tension.
- Works with mechanical splices. Polyurethane blade glides over splices.
- Compatible with reversing belts.
- For replacement parts see the EZP1 SS Parts List on 24.
- For applications requiring longer pole lengths, go to the minus 8" (200mm) chart and select the cleaner one belt width size larger. This will provide a pole 6" (150mm) longer and a blade size of belt width minus 2" (50mm).

U.S. Patents No. D482,508S; 9,242,805; D756,060; D747,838

ConShear™ Replacement Blades

EZP1 Standard Duty Precleaner



Blade Width Selection

BELT WIDTH		BELT WIDTH - 2" (50mm)		BELT WIDTH - 8" (200mm)		BELT WIDTH - 14" (350mm)	
in.	mm	in.	mm	in.	mm	in.	mm
12	300	10	250	N/A	N/A	N/A	N/A
18	450	16	400	10	250	N/A	N/A
24	600	22	550	16	400	10	250
30	750	28	700	22	550	16	400
36	900	34	850	28	700	22	550
42	1050	40	1000	34	850	28	700
48	1200	46	1150	40	1000	34	850
54	1350	52	1300	46	1150	40	1000
60	1500	58	1450	52	1300	46	1150
72	1800	70	1600	64	1600	58	1450

Replacement White ConShear™ Blades (Chemical Resistant/Food Grade) ‡

BLADE WIDTH		ORDERING NUMBER	ITEM CODE	WT. LBS.
in.	mm			
10	250	CRB-W10	78471	4.8
16	400	CRB-W16	78472	7.6
22	550	CRB-W22	78473	10.4
28	700	CRB-W28	78474	13.2
34	850	CRB-W34	78475	16.2
40	1000	CRB-W40	78476	19.1
46	1150	CRB-W46	78477	21.9
52	1300	CRB-W52	78478	24.8
58	1450	CRB-W58	78479	27.6

Lead time: 1 working day

‡ All ingredients used in the polyurethane formulation of this blade comply with the relevant requirements of 21 CFR (FDA Code of Federal Regulations) for use in repeated bulk dry food applications

Replacement ConShear™ Blades

BLADE WIDTH		ORDERING NUMBER	ITEM CODE	WT. LBS.
in.	mm			
10	250	CRB10	75628	4.6
16	400	CRB16	75629	7.3
22	550	CRB22	75630	10.1
28	700	CRB28	75631	12.8
34	850	CRB34	75632	15.5
40	1000	CRB40	75633	18.3
46	1150	CRB46	75634	21.0
52	1300	CRB52	75635	23.8
58	1450	CRB58	75636	26.5
64	1600	CRB64	75775	29.2
70	1750	CRB70	75773	32.0
76	1900	CRB76	76940	34.7
82	2050	CRB82	76941	37.5

Other blade sizes available upon request.

Lead time: 1 working day

Replacement High Temp ConShear™ Blades

(Color Identification: Yellow)

BLADE WIDTH		ORDERING NUMBER	ITEM CODE	WT. LBS.
in.	mm			
10	250	CRB-HT10	76593	4.8
16	400	CRB-HT16	76594	7.6
22	550	CRB-HT22	76595	10.4
28	700	CRB-HT28	76596	13.2
34	850	CRB-HT34	76597	16.2
40	1000	CRB-HT40	76598	19.1
46	1150	CRB-HT46	76599	21.9
52	1300	CRB-HT52	76600	24.8
58	1450	CRB-HT58	76601	27.6
64	1600	CRB-HT64	76602	30.5
70	1750	CRB-HT70	76603	33.4

Lead time: 1 working day

Product Notes:

- Take blade width and ordering number from the worn blade and use the Replacement Blade Chart.
- For optimal cleaning and reduced blade retensioning maintenance, the cleaner blade width should be sized to fit the material path of the belt. The material path is typically 2/3 of the belt width. In most cases a blade size of belt width minus 8" (200mm) may be the best selection.
- The ConShear™ blade has a faceted profile that renews the cleaning edge as it wears.
- Visual tension check. No guesswork on blade tensioning. Simply measure the spring, check label on tensioner and turn adjusting nut to restore optimal tension.
- ConShear blades are made of a special long-wearing polyurethane.
- A molded-in blade wear line indicates when the blade is worn out and needs to be replaced.
- Blade replacement is quick. Pull one pin, remove the old blade and slide the new one in.
- For replacement parts see the EZP1SS Parts List on 24.

U.S. Patents No. D482,508S; 9,242,805; D756,060; D747,838

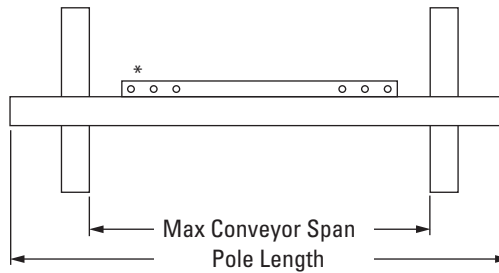
Specifications & Guidelines

EZP1 Stainless Steel Precleaner with White ConShear™ Blade

Pole Length Specifications

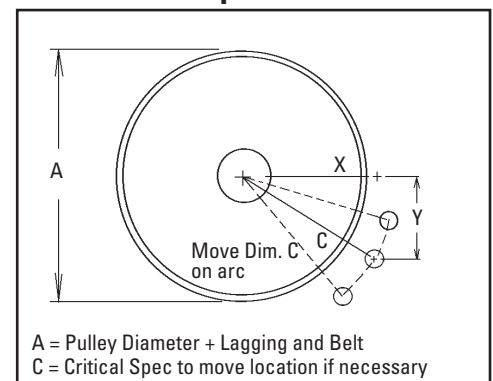
CLEANER SIZE		POLE LENGTH		MAXIMUM CONVEYOR SPAN	
in.	mm	in.	mm	in.	mm
12	300	42	1050	37	925
18	450	48	1200	43	1075
24	600	54	1350	49	1225
30	750	60	1500	55	1375
36	900	66	1650	61	1525
42	1050	72	1800	67	1675
48	1200	78	1950	73	1825
54	1350	88	2200	83	2075
60	1500	94	2350	89	2225

Pole Diameter – 2-3/8" (60mm)



*Each pole size can be used with a blade size either belt width minus 2" (50mm), belt width minus 8" (200mm), or belt width minus 14" (350mm).

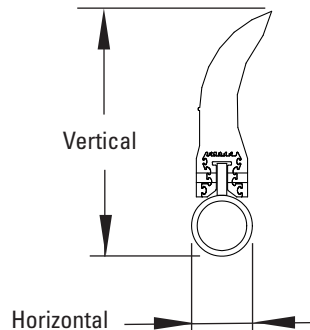
Pole Location Specs



A = Pulley Diameter + Lagging and Belt
C = Critical Spec to move location if necessary

Clearance Guidelines For Installation

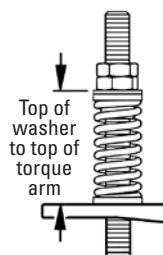
HORIZONTAL CLEARANCE REQUIRED		VERTICAL CLEARANCE REQUIRED	
in.	mm	in.	mm
4	100	9 1/2	238



Spring Length Chart

BLADE WIDTH		PURPLE SPRING		WHITE SPRING		GOLD SPRING	
in.	mm	in.	mm	in.	mm	in.	mm
10	250	5 5/8	143	6 3/8	162	N/A	N/A
16	400	5	127	6 1/8	156	N/A	N/A
22	550	4 3/8	111	6	152	N/A	N/A
28	700	3 7/8	98	5 7/8	149	N/A	N/A
34	850	N/A	N/A	5 5/8	143	6 1/8	156
40	1000	N/A	N/A	5 1/2	140	6	152
46	1150	N/A	N/A	5 1/4	133	5 7/8	149
52	1300	N/A	N/A	5 1/8	130	5 7/8	149
58	1450	N/A	N/A	5	127	5 3/4	146
64	1600	N/A	N/A	4 3/4	121	5 5/8	143

Shading indicates preferred spring option



Pole Location Chart IMPERIAL

A	X	Y	C
10	3	9	9 1/2
11	3 3/4	9	9 3/4
12	4 3/8	9	10
13	5 3/8	9	10 1/2
14	5 7/8	9	10 3/4
15	6 3/8	9	11 1/4
16	7 1/8	9	11 1/2
17	7 7/8	9	12
18	8 1/4	9	12 1/4
19	9	9	12 3/4
20	9 3/8	9	13
21	10	9	13 1/2
22	10 3/4	9	14
23	11 3/8	9	14 1/2
24	12	9	15
25	12 5/8	9	15 1/2
26	13 1/4	9	16
27	13 7/8	9	16 1/2
28	14 3/8	9	17
29	15	9	17 1/2
30	15 5/8	9	18
31	16 1/8	9	18 1/2
32	16 3/4	9	19
33	17 1/4	9	19 1/2
34	17 7/8	9	20
35	18 3/8	9	20 1/2
36	19	9	21

Pole Location Chart METRIC

A	X	Y	C
250	74	230	242
275	92	230	248
300	108	230	254
325	131	230	265
350	146	230	273
375	166	230	284
400	179	230	291
425	195	230	301
450	207	230	309
475	223	230	320
500	235	230	329
525	249	230	339
550	266	230	352
575	283	230	365
600	299	230	377
625	314	230	390
650	330	230	402
675	346	230	415
700	360	230	427
725	374	230	439
775	389	230	452
775	403	230	464
825	417	230	477
825	432	230	489
850	446	230	501
875	460	230	514
900	474	230	526

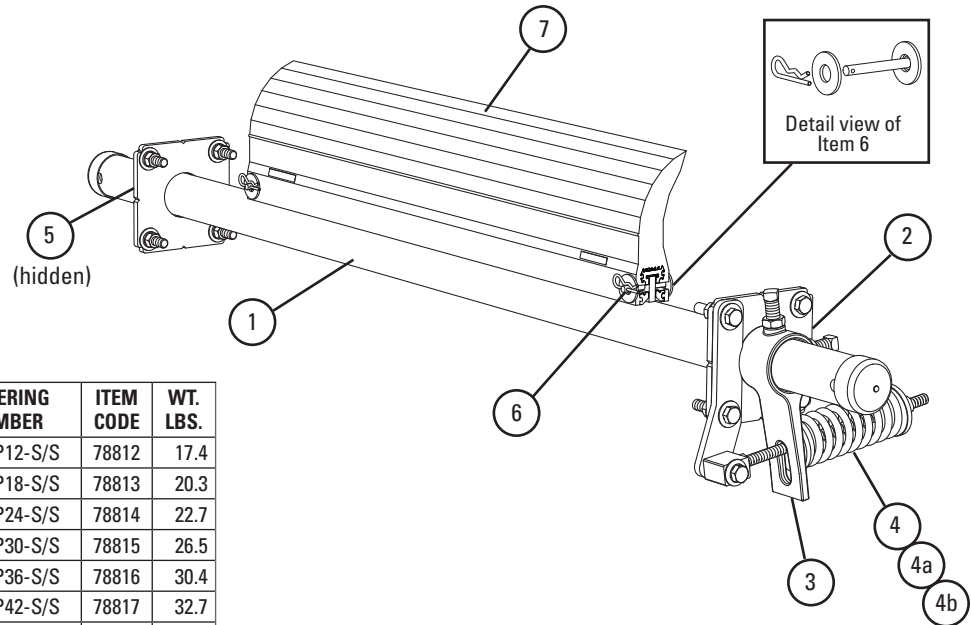
Specifications:

- Maximum Belt Speed700 FPM (3.5M/sec)
- Temperature Rating-30°F to 180°F (-35°C to 82°C)
- Minimum Pulley Diameter.....10" (250mm)
- Blade Height.....7-1/4" (185mm)
- Usable Blade Wear Length.....4" (100mm)
- Blade MaterialPolyurethane (chemical resistant/food grade)
- Available for Belt Widths12" to 60" (300 to 1500mm)
- CEMA Cleaner RatingClass 2

U.S. Patents No. D482,508S; 9,242,805; D756,060; D747,838

Replacement Parts List

EZP1 Stainless Steel Precleaner with White ConShear™ Blade



Replacement Parts

REF	DESCRIPTION	ORDERING NUMBER	ITEM CODE	WT. LBS.
1	12" (300mm) SS Pole	EZP1P12-S/S	78812	17.4
	18" (450mm) SS Pole	EZP1P18-S/S	78813	20.3
	24" (600mm) SS Pole	EZP1P24-S/S	78814	22.7
	30" (750mm) SS Pole	EZP1P30-S/S	78815	26.5
	36" (900mm) SS Pole	EZP1P36-S/S	78816	30.4
	42" (1050mm) SS Pole	EZP1P42-S/S	78817	32.7
	48" (1200mm) SS Pole	EZP1P48-S/S	78818	35.3
	54" (1350mm) SS Pole	EZP1P54-S/S	78819	39.2
	60" (1500mm) SS Pole	EZP1P60-S/S	78820	43.3
	72" (1800mm) SS Pole	EZP1P72-S/S	78821	48.2
2	SS Mounting Plate Kit* (2 ea.)	EZP1MPK-S/S	78923	7.7
3	SS Torque Arm Kit* (1 ea.)	ESTAK-EST-S/S	78849	3.6
4	SS Tension Spring - Purple	QMTS-P-S/S	77450	1.0
4a	SS Tension Spring - White	QMTS-W-S/S	77451	1.2
4b	SS Tension Spring - Gold	QMTS-G-S/S	77452	1.4
5	SS Pole Lock* (1 ea.)	EZP1PL-S/S	78848	1.1
-	SS EST Tensioner - Purple* for blade widths 12" - 28" (300 - 700mm) (includes 1 each items 2, 3, 4)	EST-P-S/S	78808	7.7
-	SS EST Tensioner - White* for blade widths 34" - 52" (850 - 1300mm) (includes 1 each items 2, 3, 4a)	EST-W-S/S	78809	7.9
-	SS EST Tensioner - Gold* for blade widths 58" - 70" (1450 - 1750mm) (includes 1 each items 2, 3, 4b)	EST-G-S/S	78810	8.1
6	Blade Pin (1 ea.)	MSPBPK-S/S	77583	0.1

*Hardware Included
Lead time: 1 working day

Spring Tensioner Selection Chart

Cleaner Blade Width	78808 EST-P-S/S	78809 EST-W-S/S	78810 EST-G-S/S
ConShear 12" - 28" (300 - 700mm)	X		
ConShear 34" - 52" (850 - 1300mm)		X	
ConShear 58" - 70" (1450 - 1750mm)			X

For best results use Flexco Genuine Replacement Blades and Parts.

U.S. Patents No. D482,508S; 9,242,805; D756,060; D747,838

Product Ordering Information

EZP-LS Limited Space Precleaner



EZP-LS Precleaner Belt Width Minus 2" (50mm)

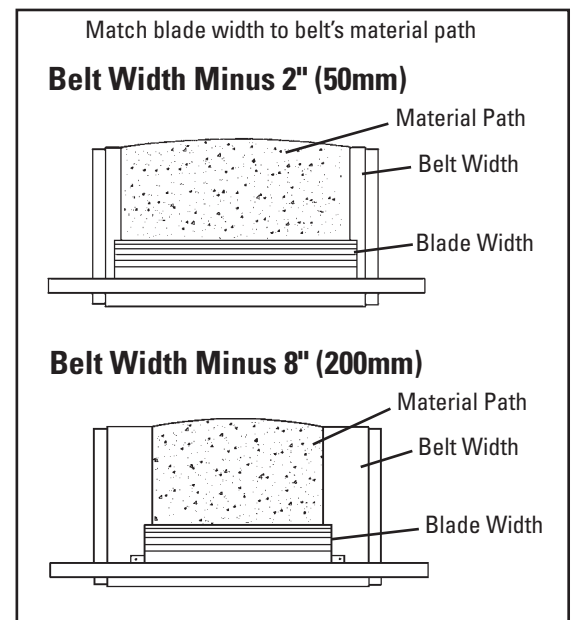
BELT WIDTH		BLADE WIDTH		ORDERING NUMBER	ITEM CODE	WT. LBS.
in.	mm	in.	mm			
12	300	10	250	EZP-LS212	77127	24.8
18	450	16	400	EZP-LS218	77128	28.2
24	600	22	550	EZP-LS224	77129	31.7
30	750	28	700	EZP-LS230	77130	35.1
36	900	34	850	EZP-LS236	77131	38.6
42	1050	40	1000	EZP-LS242	77132	42.0
48	1200	46	1150	EZP-LS248	77133	45.5
54	1350	52	1300	EZP-LS254	77134	48.9
60	1500	58	1450	EZP-LS260	77135	52.5

Lead time: 1 working day

EZP-LS Precleaner Belt Width Minus 8" (200mm)

BELT WIDTH		BLADE WIDTH		ORDERING NUMBER	ITEM CODE	WT. LBS.
in.	mm	in.	mm			
18	450	10	250	EZP-LS818	77136	27.0
24	600	16	400	EZP-LS824	77137	30.4
30	750	22	550	EZP-LS830	77138	33.9
36	900	28	700	EZP-LS836	77139	37.3
42	1050	34	850	EZP-LS842	77140	40.8
48	1200	40	1000	EZP-LS848	77141	44.2
54	1350	46	1150	EZP-LS854	77142	47.7
60	1500	52	1300	EZP-LS860	77143	51.2

Lead time: 1 working day



Product Notes:

- For optimal cleaning and reduced blade retensioning maintenance, the cleaner blade width should be sized to fit the material path of the belt. The material path is typically 2/3 of the belt width.
- Each cleaner can be retrofitted with three replacement blade sizes (belt width minus 2" (50mm), minus 8" (200mm), or minus 14" (350mm).
- Comes complete with universal mounting plates and tensioner.
- Visual tension check. No guesswork on blade tensioning. Simply measure the spring, check label on tensioner and turn adjusting nut to restore optimal tension.
- Visual blade wear check. Tensioner has built-in gauge to monitor blade wear.
- Works with mechanical splices. Polyurethane blade glides over splices.
- Compatible with reversing belts.
- For replacement parts see the EZP-LS Parts List on 29.
- For applications requiring longer pole lengths, go to the minus 8" (200mm) chart and select the cleaner one belt width size larger. This will provide a pole 6" (150mm) longer and a blade size of belt width minus 2" (50mm).

U.S. Patents No. D482,508S; 9,242,805; D756,060; D747,838

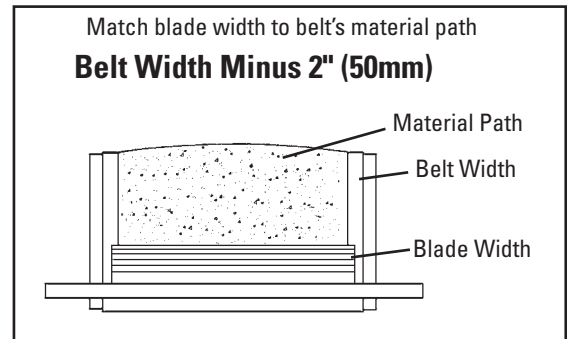
Product Ordering Information

High Temp EZP-LS Limited Space Precleaner

EZP-LS High-Temp Precleaner Belt Width Minus 2" (50mm)

BELT WIDTH		BLADE WIDTH		ORDERING NUMBER	ITEM CODE	WT. LBS.
in.	mm	in.	mm			
12	300	10	250	EZP-LS212HT	77746	24.8
18	450	16	400	EZP-LS218HT	77747	28.2
24	600	22	550	EZP-LS224HT	77748	31.7
30	750	28	700	EZP-LS230HT	77749	35.1
36	900	34	850	EZP-LS236HT	77750	38.6
42	1050	40	1000	EZP-LS242HT	77751	42.0
48	1200	46	1150	EZP-LS248HT	77752	45.5
54	1350	52	1300	EZP-LS254HT	77753	48.9
60	1500	58	1450	EZP-LS260HT	77754	52.5

Lead time: 1 working day



Product Notes:

- The high-temp ConShear LS works in temperatures up to 275°F (135°C) with spikes to 325°F (164°C).
- Each cleaner can be retrofitted with three replacement blade sizes (belt width minus 2" (50mm), minus 8" (200mm), or minus 14" (350mm).
- Comes complete with universal mounting plates and tensioner.
- Visual tension check. No guesswork on blade tensioning. Simply measure the spring, check label on tensioner and turn adjusting nut to restore optimal tension.
- Visual blade wear check. Tensioner has built-in gauge to monitor blade wear.
- Works with mechanical splices. Polyurethane blade glides over splices.
- Compatible with reversing belts.
- For replacement parts see the EZP-LS Parts List on 29.

U.S. Patents No. D482,508S; 9,242,805; D756,060; D747,838

ConShear™ LS Replacement Blades

EZP-LS
Limited Space Precleaner



Blade Width Selection

BELT WIDTH		BELT WIDTH - 2" (50mm)		BELT WIDTH - 8" (200mm)		BELT WIDTH - 14" (350mm)	
in.	mm	in.	mm	in.	mm	in.	mm
12	300	10	250	N/A	N/A	N/A	N/A
18	450	16	400	10	250	N/A	N/A
24	600	22	550	16	400	10	250
30	750	28	700	22	550	16	400
36	900	34	850	28	700	22	550
42	1050	40	1000	34	850	28	700
48	1200	46	1150	40	1000	34	850
54	1350	52	1300	46	1150	40	1000
60	1500	58	1450	52	1300	46	1150

Replacement ConShear™-LS Blades

BLADE WIDTH		ORDERING NUMBER	ITEM CODE	WT. LBS.
in.	mm			
10	250	CRB-LS10	77088	2.1
16	400	CRB-LS16	77089	3.3
22	550	CRB-LS22	77090	4.6
28	700	CRB-LS28	77091	5.8
34	850	CRB-LS34	77092	7.1
40	1000	CRB-LS40	77093	8.3
46	1150	CRB-LS46	77094	9.6
52	1300	CRB-LS52	77095	10.8
58	1450	CRB-LS58	77096	12.1

Other blade sizes available upon request.
Lead time: 1 working day

Replacement ConShear™-LS High-Temp Blades

BLADE WIDTH		ORDERING NUMBER	ITEM CODE	WT. LBS.
in.	mm			
10	250	CRB-LS10HT	77551	2.1
16	400	CRB-LS16HT	77552	3.3
22	550	CRB-LS22HT	77553	4.6
28	700	CRB-LS28HT	77554	5.8
34	850	CRB-LS34HT	77555	7.1
40	1000	CRB-LS40HT	77556	8.3
46	1150	CRB-LS46HT	77557	9.6
52	1300	CRB-LS52HT	77558	10.8
58	1450	CRB-LS58HT	77559	12.1

Other blade sizes available upon request.
Lead time: 1 working day

Replacement ConShear™-LS White Blades (Chemical Resistant/Food Grade) ‡

BLADE WIDTH		ORDERING NUMBER	ITEM CODE	WT. LBS.
in.	mm			
10	250	CRB-LS10W	77097	2.1
16	400	CRB-LS16W	77098	3.3
22	550	CRB-LS22W	77099	4.6
28	700	CRB-LS28W	77100	5.8
34	850	CRB-LS34W	77101	7.1
40	1000	CRB-LS40W	77102	8.3
46	1150	CRB-LS46W	77103	9.6
52	1300	CRB-LS52W	77104	10.8
58	1450	CRB-LS58W	77105	12.1

Other blade sizes available upon request.
Lead time: 1 working day

‡ All ingredients used in the polyurethane formulation of this blade comply with the relevant requirements of 21 CFR (FDA Code of Federal Regulations) for use in repeated bulk dry food applications

Product Notes:

- Take blade width and ordering number from the worn blade and use the Replacement Blade Chart.
- For optimal cleaning and reduced blade retensioning maintenance, the cleaner blade width should be sized to fit the material path of the belt. The material path is typically 2/3 of the belt width.
- The ConShear™ blade has a faceted profile that renews the cleaning edge as it wears.
- Visual tension check. No guesswork on blade tensioning. Simply measure the spring, check label on tensioner and turn adjusting nut to restore optimal tension.
- ConShear blades are made of a special long-wearing polyurethane.
- A molded-in blade wear line indicates when the blade is worn out and needs to be replaced.
- Blade replacement is quick. Pull one pin, remove the old blade and slide the new one in.

U.S. Patents No. D482,508S; 9,242,805; D756,060; D747,838

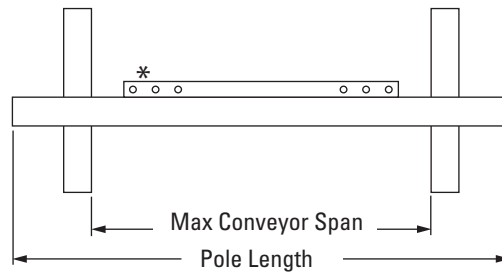
Specifications & Guidelines

EZP-LS Limited Space Precleaner

Pole Length Specifications

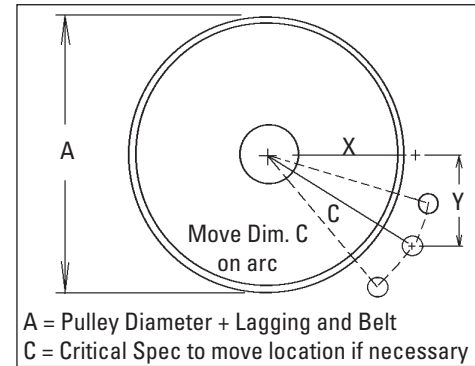
CLEANER SIZE		POLE LENGTH		MAXIMUM CONVEYOR SPAN	
in.	mm	in.	mm	in.	mm
12	300	42	1050	37	925
18	450	48	1200	43	1075
24	600	54	1350	49	1225
30	750	60	1500	55	1375
36	900	66	1650	61	1525
42	1050	72	1800	67	1675
48	1200	78	1950	73	1825
54	1350	88	2200	83	2075
60	1500	94	2350	89	2225

Pole Diameter – 1-7/8" (48 mm)



*Each pole size can be used with a blade size either belt width minus 2" (50mm), belt width minus 8" (200mm), or belt width minus 14" (350mm).

Pole Location Specs

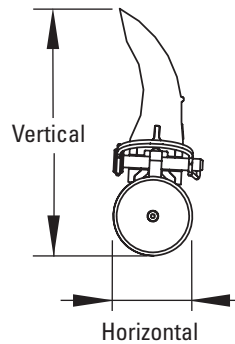


A = Pulley Diameter + Lagging and Belt

C = Critical Spec to move location if necessary

Clearance Guidelines for Installation

HORIZONTAL CLEARANCE REQUIRED		VERTICAL CLEARANCE REQUIRED	
in.	mm	in.	mm
3	75	6 1/2	165

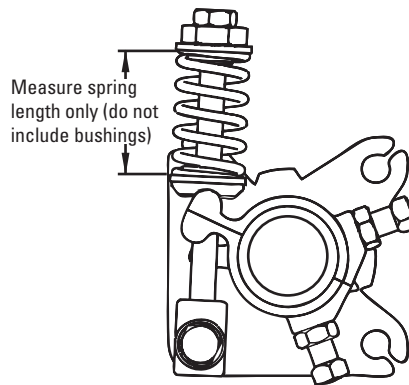


Spring Length Chart

EZP-LS w/Purple or Yellow Blade

BLADE WIDTH		PURPLE SPRING		WHITE SPRING		SILVER SPRING	
in.	mm	in.	mm	in.	mm	in.	mm
10	250	2	51	N/A	N/A	N/A	N/A
16	400	1 5/8	48	2 1/8	54	N/A	N/A
22	550	N/A	N/A	2	51	N/A	N/A
28	700	N/A	N/A	1 7/8	48	N/A	N/A
34	850	N/A	N/A	1 3/4	44	N/A	N/A
40	1000	N/A	N/A	1 1/2	38	N/A	N/A
46	1150	N/A	N/A	1 3/8	35	2	51
52	1300	N/A	N/A	N/A	N/A	2	51
58	1450	N/A	N/A	N/A	N/A	1 7/8	48

Shading indicates preferred spring option



Pole Location Chart - Imperial

A	X	Y	C
6"	2 5/8"	5 1/2"	6 1/8"
7"	3 1/4"	5 1/2"	6 3/8"
8"	3 7/8"	5 1/2"	6 3/4"
9"	4 3/8"	5 1/2"	7"
10"	5"	5 1/2"	7 3/8"
11"	5 1/2"	5 1/2"	7 3/4"
12"	6 1/8"	5 1/2"	8 1/4"
13"	6 5/8"	5 1/2"	8 5/8"
14"	7 1/8"	5 1/2"	9"
15"	7 5/8"	5 1/2"	9 3/8"
16"	8 1/4"	5 1/2"	9 7/8"
17"	8 3/4"	5 1/2"	10 3/8"
18"	9 1/4"	5 1/2"	10 3/4"
19"	9 3/4"	5 1/2"	11 1/4"
20"	10 1/4"	5 1/2"	11 5/8"
21"	10 3/4"	5 1/2"	12 1/8"
22"	11 1/4"	5 1/2"	12 1/2"

Pole Location Chart - Metric

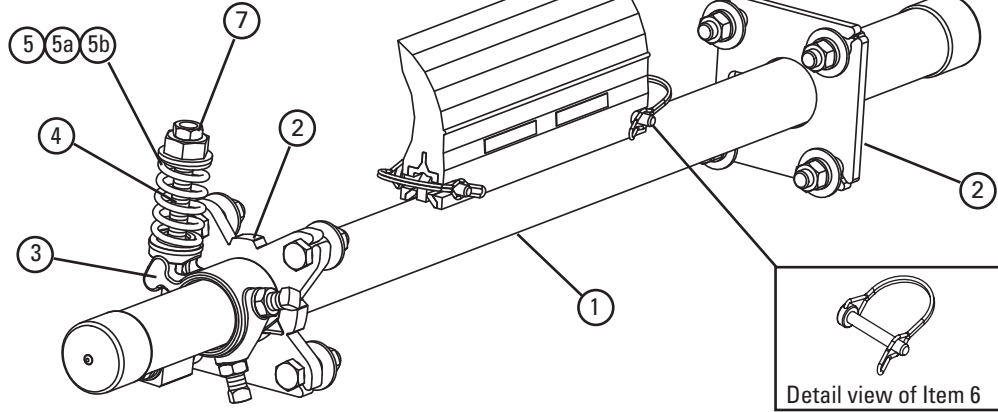
A	X	Y	C
150	65	140	150
175	81	140	155
200	96	140	162
225	109	140	171
250	125	140	179
275	138	140	189
300	153	140	198
325	166	140	209
350	178	140	219
375	191	140	229
400	206	140	239
425	219	140	252
450	231	140	263
475	244	140	273
500	256	140	284
525	269	140	295
550	281	140	307

Specifications:

- Maximum Belt Speed 500 FPM (2.5M/sec)
- Temperature Rating (ConShear, ConShear White) -30°F to 180°F (-35°C to 82°C)
- Temperature Rating (ConShear High Temp) Up to 275°F (135°C) with spikes to 325°F (164°C)
- Minimum Pulley Diameter 6" (150mm)
- Blade Height 4.5" (115mm)
- Usable Blade Wear Length 2-3/8" (60mm)
- Blade Material Polyurethane (proprietary blend for abrasion resistance and long wear)
- Available for Belt Widths 12" to 60" (300 to 1500mm)
- CEMA Cleaner Rating Class 2

Replacement Parts List

EZP-LS Limited Space Precleaner



Replacement Parts

REF	DESCRIPTION	ORDERING NUMBER	ITEM CODE	WT. LBS.
1	12" (300mm) Pole	LSP12	77070	13.3
	18" (450mm) Pole	LSP18	77071	15.5
	24" (600mm) Pole	LSP24	77072	17.7
	30" (750mm) Pole	LSP30	77073	19.9
	36" (900mm) Pole	LSP36	77074	22.1
	42" (1050mm) Pole	LSP42	77075	24.3
	48" (1200mm) Pole	LSP48	77076	26.5
	54" (1350mm) Pole	LSP54	77077	28.7
60" (1500mm) Pole	LSP60	77078	31.0	
2	Mounting Plate Kit* (incl. 1 tensioner mounting plate and 1 pole mounting plate)	LSTMPK	77366	3.6
3	Torque Arm Kit* (1 ea.)	LST-TAK	77120	1.4
4	Pivot Block/Rod Kit* (1 ea.)	LSTPB-RK	77367	.8
5	Tension Spring - Purple (1 ea.) for blades 10"-16" (250-400mm)	LS-SPK	77365	.2
5a	Tension Spring - White (1 ea.) for blades 22" - 46" (550 - 1150mm)	LS-SW	77117	.3
5b	Tension Spring - Silver (1 ea.) for blades 52" - 58" (1300 - 1450mm)	LS-SS	77118	.3
6	LS Blade Pin (1 ea.)	LS-BP	77114	.1
7	Jam Nut Kit LST Tensioner	JNK-B	79892	.3
-	LST Spring Tensioner* - Purple incl. 1 tensioner mounting plate and 1 ea. items 3, 4 & 5 for blades 10"-16" (250-400mm)	LST-P	77121	7.5
-	LST Spring Tensioner* - White incl. 1 tensioner mounting plate and 1 ea. items 3, 4 & 5a for blades 22"-46" (550 - 1150mm)	LST-W	77122	7.6
-	LST Spring Tensioner* - Silver incl. 1 tensioner mounting plate and 1 ea. items 3, 4 & 5b for blades 52"-58" (1300 - 1450mm)	LST-S	77123	7.6

Hardware Included

For Arch/Gordon Mini-Saber Blades

BELT WIDTH	BLADE WIDTH		ORDERING NUMBER	ITEM CODE	ARCH/GORDON PART NUMBER	WT. LBS.	
	in.	mm					
18	450	16	400	RBAGM-16	77106	MRBMN00018	3.3
24	600	22	550	RBAGM-22	77107	MRBMN00024	4.6
30	750	28	700	RBAGM-28	77108	MRBMN00030	5.8
36	900	34	850	RBAGM-34	77109	MRBMN00036	7.1
42	1050	40	1000	RBAGM-40	77110	MRBMN00042	8.3
48	1200	46	1150	RBAGM-46	77111	MRBMN00048	9.6

Additional sizes are available upon request. Call for pricing.

Spring Tensioner Selection Chart

CLEANER BLADE WIDTH	77121 Purple	77122 White	77123 Silver
ConShear-LS 10" - 16" (250 - 400mm)	X		
ConShear-LS 22" - 46" (550 - 1150mm)		X	
ConShear-LS 52" - 58" (1300 - 1450mm)			X

For best results use Flexco Genuine Replacement Blades and Parts.

U.S. Patents No. D482,508S; 9,242,805; D756,060; D747,838

Product Ordering Information

EZP-LS Stainless Steel Limited Space Precleaner with White ConShear™ LS Blade



EZP-LS Stainless Steel Precleaner with White ConShear™ LS Blade Belt Width Minus 2" (50mm)

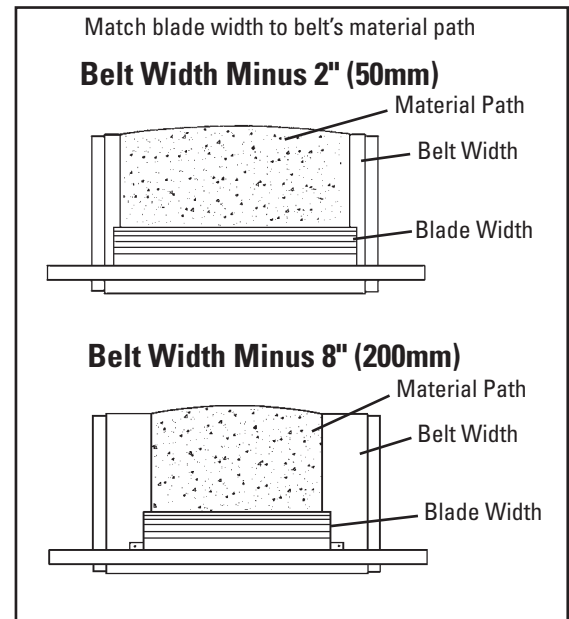
BELT WIDTH		BLADE WIDTH		ORDERING NUMBER	ITEM CODE	WT. LBS.
in.	mm	in.	mm			
12	300	10	250	CLSFG-212	77144	24.8
18	450	16	400	CLSFG-218	77145	28.2
24	600	22	550	CLSFG-224	77146	31.7
30	750	28	700	CLSFG-230	77147	35.1
36	900	34	850	CLSFG-236	77148	38.6
42	1050	40	1000	CLSFG-242	77149	42.0
48	1200	46	1150	CLSFG-248	77150	45.5
54	1350	52	1300	CLSFG-254	77151	48.9
60	1500	58	1450	CLSFG-260	77152	52.5

Lead time: 1 working day

EZP-LS Stainless Steel Precleaner with White ConShear™ LS Blade Belt Width Minus 8" (200mm)

BELT WIDTH		BLADE WIDTH		ORDERING NUMBER	ITEM CODE	WT. LBS.
in.	mm	in.	mm			
18	450	10	250	CLSFG-818	77153	27.0
24	600	16	400	CLSFG-824	77154	30.4
30	750	22	550	CLSFG-830	77155	33.9
36	900	28	700	CLSFG-836	77156	37.3
42	1050	34	850	CLSFG-842	77157	40.8
48	1200	40	1000	CLSFG-848	77158	44.2
54	1350	46	1150	CLSFG-854	77159	47.7
60	1500	52	1300	CLSFG-860	77160	51.2

Lead time: 1 working day



Product Notes:

- White food-grade ConShear Precleaner is chemical resistant and all ingredients used in polyurethane formulation comply with the relevant requirements of 21 CFR (FDA Code of Federal Regulations) for use in repeated bulk dry food applications.
- For optimal cleaning and reduced blade retensioning maintenance, the cleaner blade width should be sized to fit the material path of the belt. The material path is typically 2/3 of the belt width.
- Each cleaner can be retrofitted with three replacement blade sizes (belt width -2" (50mm), -8" (200mm), or -14" (350mm)).
- Comes complete with universal mounting plates and tensioner(s).
- Visual tension check. No guesswork on blade tensioning. Simply measure the spring, check label on tensioner and turn adjusting nut to restore optimal tension.
- Visual blade wear check. Tensioner has built-in gauge to monitor blade wear.
- Works with mechanical splices. Polyurethane blade glides over splices.
- Compatible with reversing belts.
- For replacement parts see the EZP-LS SS Parts List on 33.
- For applications requiring longer pole lengths, go to the minus 8" (200mm) chart and select the cleaner one belt width size larger. This will provide a pole 6" (150mm) longer and a blade size of belt width minus 2" (50mm).

U.S. Patents No. D482,508S; 9,242,805; D756,060; D747,838

ConShear™ LS Replacement Blades

EZP-LS
Limited Space Precleaner

Blade Width Selection

BELT WIDTH		BELT WIDTH - 2" (50mm)		BELT WIDTH - 8" (200mm)		BELT WIDTH - 14" (350mm)	
in.	mm	in.	mm	in.	mm	in.	mm
12	300	10	250	N/A	N/A	N/A	N/A
18	450	16	400	10	250	N/A	N/A
24	600	22	550	16	400	10	250
30	750	28	700	22	550	16	400
36	900	34	850	28	700	22	550
42	1050	40	1000	34	850	28	700
48	1200	46	1150	40	1000	34	850
54	1350	52	1300	46	1150	40	1000
60	1500	58	1450	52	1300	46	1150



Replacement ConShear™-LS Blades

BLADE WIDTH		ORDERING NUMBER	ITEM CODE	WT. LBS.
in.	mm			
10	250	CRB-LS10	77088	2.1
16	400	CRB-LS16	77089	3.3
22	550	CRB-LS22	77090	4.6
28	700	CRB-LS28	77091	5.8
34	850	CRB-LS34	77092	7.1
40	1000	CRB-LS40	77093	8.3
46	1150	CRB-LS46	77094	9.6
52	1300	CRB-LS52	77095	10.8
58	1450	CRB-LS58	77096	12.1

Other blade sizes available upon request.
Lead time: 1 working day

Replacement ConShear™-LS White Blades (Chemical Resistant/Food Grade) ‡

BLADE WIDTH		ORDERING NUMBER	ITEM CODE	WT. LBS.
in.	mm			
10	250	CRB-LS10W	77097	2.1
16	400	CRB-LS16W	77098	3.3
22	550	CRB-LS22W	77099	4.6
28	700	CRB-LS28W	77100	5.8
34	850	CRB-LS34W	77101	7.1
40	1000	CRB-LS40W	77102	8.3
46	1150	CRB-LS46W	77103	9.6
52	1300	CRB-LS52W	77104	10.8
58	1450	CRB-LS58W	77105	12.1

Other blade sizes available upon request.
Lead time: 1 working day

‡ All ingredients used in the polyurethane formulation of this blade comply with the relevant requirements of 21 CFR (FDA Code of Federal Regulations) for use in repeated bulk dry food applications

Replacement ConShear™-LS High-Temp Blades

BLADE WIDTH		ORDERING NUMBER	ITEM CODE	WT. LBS.
in.	mm			
10	250	CRB-LS10HT	77551	2.1
16	400	CRB-LS16HT	77552	3.3
22	550	CRB-LS22HT	77553	4.6
28	700	CRB-LS28HT	77554	5.8
34	850	CRB-LS34HT	77555	7.1
40	1000	CRB-LS40HT	77556	8.3
46	1150	CRB-LS46HT	77557	9.6
52	1300	CRB-LS52HT	77558	10.8
58	1450	CRB-LS58HT	77559	12.1

Other blade sizes available upon request.
Lead time: 1 working day

Product Notes:

- Take blade width and ordering number from the worn blade and use the Replacement Blade Chart.
- For optimal cleaning and reduced blade retensioning maintenance, the cleaner blade width should be sized to fit the material path of the belt. The material path is typically 2/3 of the belt width.
- The ConShear™ blade has a faceted profile that renews the cleaning edge as it wears.
- Visual tension check. No guesswork on blade tensioning. Simply measure the spring, check label on tensioner and turn adjusting nut to restore optimal tension.
- ConShear blades are made of a special long-wearing polyurethane.
- A molded-in blade wear line indicates when the blade is worn out and needs to be replaced.
- Blade replacement is quick. Pull one pin, remove the old blade and slide the new one in.

U.S. Patents No. D482,508S; 9,242,805; D756,060; D747,838

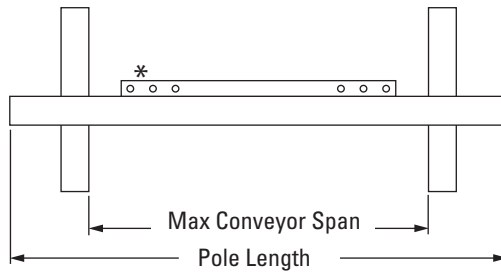
Specifications & Guidelines

EZP-LS Stainless Steel Limited Space Precleaner with White ConShear™ LS Blade

Pole Length Specifications

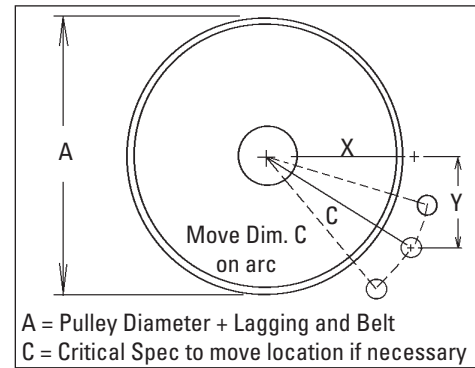
CLEANER SIZE		POLE LENGTH		MAXIMUM CONVEYOR SPAN	
in.	mm	in.	mm	in.	mm
12	300	42	1050	37	925
18	450	48	1200	43	1075
24	600	54	1350	49	1225
30	750	60	1500	55	1375
36	900	66	1650	61	1525
42	1050	72	1800	67	1675
48	1200	78	1950	73	1825
54	1350	88	2200	83	2075
60	1500	94	2350	89	2225

Pole Diameter - 1-7/8" (48 mm)



*Each pole size can be used with a blade size either belt width minus 2" (50mm), belt width minus 8" (200mm), or belt width minus 14" (350mm).

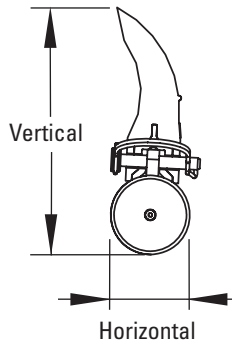
Pole Location Specs



A = Pulley Diameter + Lagging and Belt
C = Critical Spec to move location if necessary

Clearance Guidelines for Installation

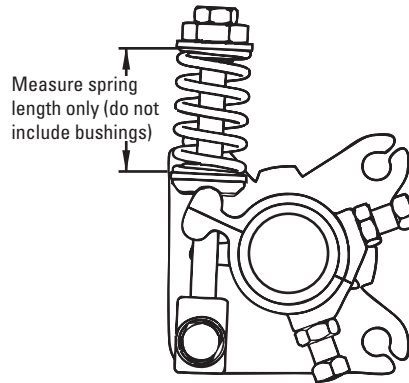
HORIZONTAL CLEARANCE REQUIRED		VERTICAL CLEARANCE REQUIRED	
in.	mm	in.	mm
3	75	6 1/2	165



Spring Length Chart

BLADE WIDTH		BLACK SPRING		WHITE SPRING		DUAL WHITE SPRINGS	
in.	mm	in.	mm	in.	mm	in.	mm
10	250	3 1/2	89	3 3/4	95	3 7/8	98
16	400	3 1/4	83	3 5/8	92	3 7/8	98
22	550	2 7/8	73	3 1/2	89	3 3/4	95
28	700	2 5/8	67	3 3/8	86	3 3/4	95
34	850	N/A	N/A	3 1/4	83	3 5/8	92
40	1000	N/A	N/A	3 1/8	79	3 5/8	92
46	1150	N/A	N/A	3	76	3 1/2	89
52	1300	N/A	N/A	N/A	N/A	3 1/2	89
58	1450	N/A	N/A	N/A	N/A	3 3/8	86

Shading indicates preferred spring option



Pole Location Chart – Imperial

A	X	Y	C
6"	2 5/8"	5 1/2"	6 1/8"
7"	3 1/4"	5 1/2"	6 3/8"
8"	3 7/8"	5 1/2"	6 3/4"
9"	4 3/8"	5 1/2"	7"
10"	5"	5 1/2"	7 3/8"
11"	5 1/2"	5 1/2"	7 3/4"
12"	6 1/8"	5 1/2"	8 1/4"
13"	6 5/8"	5 1/2"	8 5/8"
14"	7 1/8"	5 1/2"	9"
15"	7 5/8"	5 1/2"	9 3/8"
16"	8 1/4"	5 1/2"	9 7/8"
17"	8 3/4"	5 1/2"	10 3/8"
18"	9 1/4"	5 1/2"	10 3/4"
19"	9 3/4"	5 1/2"	11 1/4"
20"	10 1/4"	5 1/2"	11 5/8"
21"	10 3/4"	5 1/2"	12 1/8"
22"	11 1/4"	5 1/2"	12 1/2"

Pole Location Chart – Metric

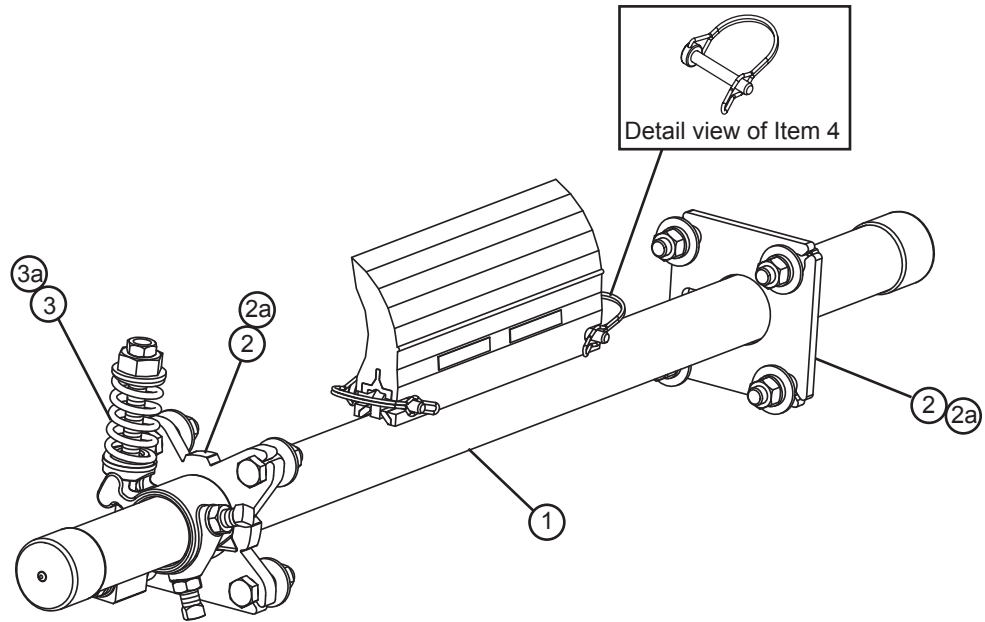
A	X	Y	C
150	65	140	150
175	81	140	155
200	96	140	162
225	109	140	171
250	125	140	179
275	138	140	189
300	153	140	198
325	166	140	209
350	178	140	219
375	191	140	229
400	206	140	239
425	219	140	252
450	231	140	263
475	244	140	273
500	256	140	284
525	269	140	295
550	281	140	307

Specifications:

- Maximum Belt Speed 500 FPM (2.5M/sec)
- Temperature Rating (ConShear, ConShear White) -30°F to 180°F (-35°C to 82°C)
- Temperature Rating (ConShear High Temp) Up to 275°F (135°C) with spikes to 325°F (164°C)
- Minimum Pulley Diameter 6" (150mm)
- Blade Height 4.5" (115mm)
- Usable Blade Wear Length 2-3/8" (60mm)
- Blade Material (ConShear White) Polyurethane (chemical resistant/food grade)
- Available for Belt Widths 12" to 60" (300 to 1500mm)
- CEMA Cleaner Rating Class 2

Replacement Parts List

EZP-LS Stainless Steel Limited Space Precleaner with White ConShear™ LS Blade



Replacement Parts

REF	DESCRIPTION	ORDERING NUMBER	ITEM CODE	WT. LBS.
1	12" (300mm) SS Pole	LSP12-S/S	77079	13.3
	18" (450mm) SS Pole	LSP18-S/S	77080	15.5
	24" (600mm) SS Pole	LSP24-S/S	77081	17.7
	30" (750mm) SS Pole	LSP30-S/S	77082	19.9
	36" (900mm) SS Pole	LSP36-S/S	77083	22.1
	42" (1050mm) SS Pole	LSP42-S/S	77084	24.3
	48" (1200mm) SS Pole	LSP48-S/S	77085	26.5
	54" (1350mm) SS Pole	LSP54-S/S	77086	28.7
	60" (1500mm) SS Pole	LSP60-S/S	77087	31.0
2	SS Mounting Plate Kit (10"-46"/250-1150mm)* (incl. 1 tensioner mounting plate and 1 pole mounting plate)	LSTMPK-S/S	78933	3.6
2a	SS Mounting Plate Kit (52"+/1300mm+)* (incl. 2 tensioner mounting plates)	LSTMPK2-S/S	78462	7.2
3	Tension Spring - Black (1 ea.) for blades 10"-28" (250-700mm)	CTS-B-S/S	78387	.2
3a	Tension Spring - White (1 ea.) for blades 34" - 70" (850 - 1750mm)	LS-SW-S/S	78850	.3
4	SS LS Blade Pin (1 ea.)	LS-BP-S/S	77115	.1
-	SS LST Spring Tensioner* - Black incl. 1 ea. items 2 & 3 for blades 10"-28" (250 - 700mm)	LST-B-S/S	77124	7.5
-	SS LST Spring Tensioner* - White incl. 1 ea. items 2 & 3a for blades 34"- 46" (850 - 1150mm)	LST-W-S/S	77125	7.6
-	SS LST Spring Tensioner* - White (dual) incl. 1 ea. item 2a and 2 ea. item 3a for blades 52"- 70" (1300 - 1750mm)	LST-W-S/S-2	77126	15.2

*Hardware Included

Spring Tensioner Selection Chart

CLEANER BLADE WIDTH	77124 Black (single)	77125 White (single)	77126 White (dual)
Food Grade-LS 10" - 28" (250 - 700mm)	X		
Food Grade-LS 34" - 46" (850 - 1150mm)		X	
Food Grade-LS 52" - 70" (1300 - 1750mm)			X

For best results use Flexco Genuine Replacement Blades and Parts.

NOTE: For 0.00 pricing, please contact the Chile office for quotation.

U.S. Patents No. D482,508S; 9,242,805; D756,060; D747,838

Product Ordering Information

MSP Standard Mine-Duty Precleaner



MSP Standard-Duty Precleaner Belt Width Minus 2" (50mm)

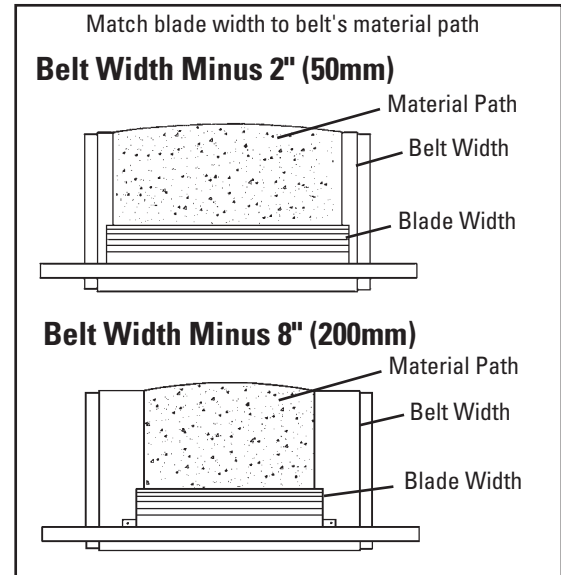
BELT WIDTH		BLADE WIDTH		ORDERING NUMBER	ITEM CODE	WT. LBS.
in.	mm	in.	mm			
24	600	22	550	MSP-224	75787	83.4
30	750	28	700	MSP-230	75788	89.6
36	900	34	850	MSP-236	75789	98.2
42	1050	40	1000	MSP-242	75790	106.0
48	1200	46	1150	MSP-248	75791	113.2
54	1350	52	1300	MSP-254	75792	120.0
60	1500	58	1450	MSP-260	75793	125.7
72	1800	70	1750	MSP-272	75794	140.2
84	2100	82	2050	MSP-284	76796	164.2

Lead time: 1 working day

MSP Standard-Duty Precleaner Belt Width Minus 8" (200mm)

BELT WIDTH		BLADE WIDTH		ORDERING NUMBER	ITEM CODE	WT. LBS.
in.	mm	in.	mm			
24	600	16	400	MSP-824	75795	80.6
30	750	22	550	MSP-830	75796	86.9
36	900	28	700	MSP-836	75797	95.5
42	1050	34	850	MSP-842	75798	103.2
48	1200	40	1000	MSP-848	75799	110.5
54	1350	46	1150	MSP-854	75800	117.2
60	1500	52	1300	MSP-860	75801	123.0
72	1800	64	1600	MSP-872	75802	134.7
84	2100	76	1900	MSP-884	76797	160.0

Lead time: 1 working day



Optional Mounting Kits

DESCRIPTION	ORDERING NUMBER	ITEM CODE	WT. LBS.
Optional Mounting Bar Kit*	MMBK	75830	19.5
Mounting Plate Kit* (2 plates)	MMPK	76537	140.0

*Hardware Included

Lead time: 1 working day

Product Notes:

- Recommended for standard-duty conveyor applications. For tougher belt applications see the MMP Medium-Duty Precleaner (41). For extreme, abusive applications see the MHP Heavy-Duty Precleaner (49) or the MHCP Heavy-Duty Cartridge Precleaner (56).
- Material Path Option: Fit the blade width to the belt's material path. The material path is typically the center 2/3 of the belt width. In most cases a blade size of belt width minus 8" (200mm) may be the best solution.
- Each cleaner pole is retrofittable for three blade sizes (belt width minus 2" (50mm), minus 8" (200mm) or minus 14" (350mm)).
- Pole Length: Belt width plus 54" (1350mm). For conveyors requiring longer pole lengths, go to the minus 8" (200mm) chart and select the cleaner one belt width size larger. This will provide a pole 6" (150mm) longer and a blade size of belt width minus 2" (50mm). For longer requirements see Installation Accessories – Pole Extender Kit (137).
- Visual Tension Check: No guesswork on blade tensioning. Measure the spring and adjust to specified length per blade width to restore optimal tensioning.
- To make cleaner installation easier and quicker, see Optional Mounting Kits (137).
- For replacement parts see MSP Parts List on page 39.

U.S. Patents No. D482,508S; 9,242,805; D756,060; D747,838

Product Ordering Information

MSP Ultra High-Temp Standard Mine-Duty Precleaner

MSP Ultra High-Temp Precleaner Belt Width Minus 2" (50mm)

BELT WIDTH		BLADE WIDTH		ORDERING NUMBER	ITEM CODE	WT. LBS.
in.	mm	in.	mm			
24	600	22	550	MSP-UHT224	91264	83.4
30	750	28	700	MSP-UHT230	91265	89.6
36	900	34	850	MSP-UHT236	91266	98.2
42	1050	40	1000	MSP-UHT242	91267	106.0
48	1200	46	1150	MSP-UHT248	91268	113.2
54	1350	52	1300	MSP-UHT254	91269	120.0
60	1500	58	1450	MSP-UHT260	91270	125.7
72	1800	70	1750	MSP-UHT272	91271	140.2

Lead time: 1 working day



MSP Ultra High-Temp Precleaner Belt Width Minus 8" (200mm)

BELT WIDTH		BLADE WIDTH		ORDERING NUMBER	ITEM CODE	WT. LBS.
in.	mm	in.	mm			
24	600	16	400	MSP-UHT824	91272	80.6
30	750	22	550	MSP-UHT830	91273	86.9
36	900	28	700	MSP-UHT836	91274	95.5
42	1050	34	850	MSP-UHT842	91275	103.2
48	1200	40	1000	MSP-UHT848	91276	110.5
54	1350	46	1150	MSP-UHT854	91277	117.2
60	1500	52	1300	MSP-UHT860	91278	123.0
72	1800	64	1600	MSP-UHT872	91279	134.7

Lead time: 1 working day

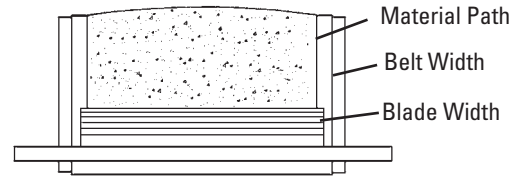
MSP Ultra High-Temp Precleaner Belt Width Minus 14" (350mm)

BELT WIDTH		BLADE WIDTH		ORDERING NUMBER	ITEM CODE	WT. LBS.
in.	mm	in.	mm			
42	1050	28	700	MSP-UHT1442	91280	100.4
48	1200	34	850	MSP-UHT1448	91281	107.8
54	1350	40	1000	MSP-UHT1454	91282	114.4
60	1500	46	1150	MSP-UHT1460	91283	120.3
72	1800	58	1450	MSP-UHT1472	91284	129.2

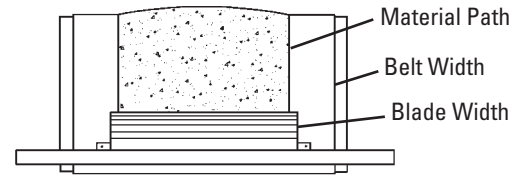
Lead time: 1 working day

Match blade width to belt's material path

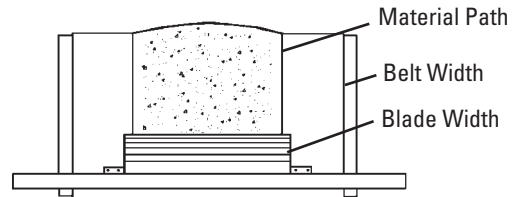
Belt Width Minus 2" (50mm)



Belt Width Minus 8" (200mm)



Belt Width Minus 14" (350mm)



Product Notes:

- Material Path Option: Fit the blade width to the belt's material path. The material path is typically the center 2/3 of the belt width. In most cases a blade size of belt width minus 8" (200mm) may be the best solution.
- Each cleaner pole is retrofittable for three blade sizes (belt width minus 2" (50mm), minus 8" (200mm) or minus 14" (350mm)).
- Pole Length: Belt width plus 54" (1350mm). For conveyors requiring longer pole lengths, go to the minus 8" (200mm) chart and select the cleaner one belt width size larger. This will provide a pole 6" (150mm) longer and a blade size of belt width minus 2" (50mm).
- Visual Tension Check: No guesswork on blade tensioning. Measure the spring and adjust to specified length per blade width to restore optimal tensioning.
- For replacement parts see MSP Parts List on page 39.

U.S. Patents No. D482,508S; 9,242,805; D756,060; D747,838

Product Ordering Information

Stainless Steel MSP Standard Mine-Duty Precleaner



Stainless Steel MSP Standard-Duty Precleaner Belt Width Minus 2" (50mm)

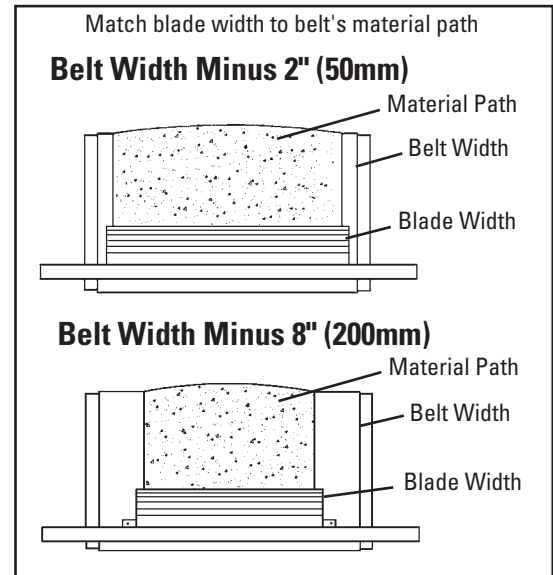
BELT WIDTH		BLADE WIDTH		ORDERING NUMBER	ITEM CODE	WT. LBS.
in.	mm	in.	mm			
24	600	22	550	MSP-224-S/S	77453	83.4
30	750	28	700	MSP-230-S/S	77454	89.6
36	900	34	850	MSP-236-S/S	77455	98.2
42	1050	40	1000	MSP-242-S/S	77456	106.0
48	1200	46	1150	MSP-248-S/S	77457	113.2
54	1350	52	1300	MSP-254-S/S	77458	120.0
60	1500	58	1450	MSP-260-S/S	77459	125.7
72	1800	70	1750	MSP-272-S/S	77460	140.2
84	2100	82	2050	MSP-284-S/S	77461	164.2

Lead time: 3 weeks

Stainless Steel MSP Standard-Duty Precleaner Belt Width Minus 8" (200mm)

BELT WIDTH		BLADE WIDTH		ORDERING NUMBER	ITEM CODE	WT. LBS.
in.	mm	in.	mm			
24	600	16	400	MSP-824-S/S	77462	80.6
30	750	22	550	MSP-830-S/S	77463	86.9
36	900	28	700	MSP-836-S/S	77464	95.5
42	1050	34	850	MSP-842-S/S	77465	103.2
48	1200	40	1000	MSP-848-S/S	77466	110.5
54	1350	46	1150	MSP-854-S/S	77467	117.2
60	1500	52	1300	MSP-860-S/S	77468	123.0
72	1800	64	1600	MSP-872-S/S	77470	134.7
84	2100	76	1900	MSP-884-S/S	77471	160.0

Lead time: 3 weeks



Product Notes:

- Recommended for standard-duty conveyor applications, but in corrosive environments.
- Material Path Option: Fit the blade width to the belt's material path. The material path is typically the center 2/3 of the belt width. In most cases a blade size of belt width minus 8" (200mm) may be the best solution.
- Each cleaner pole is retrofittable for three blade sizes (belt width minus 2" (50mm), minus 8" (200mm) or minus 14" (350mm)).
- Pole Length: Belt width plus 54" (1350mm). For conveyors requiring longer pole lengths, go to the minus 8" chart and select the cleaner one belt width size larger. This will provide a pole 6" (150mm) longer and a blade size of belt width minus 2" (50mm). For longer requirements see Installation Accessories – Pole Extender Kit (137).
- Visual Tension Check: No guesswork on blade tensioning. Measure the spring and adjust to specified length per blade width to restore optimal tensioning.
- To make cleaner installation easier and quicker, see Optional Mounting Kits (137).
- For replacement parts see MSP Stainless Parts List on page 40.

U.S. Patents No. D482,508S; 9,242,805; D756,060; D747,838

ConShear™ Replacement Blades

MSP
Standard Mine-Duty Precleaner

Replacement ConShear™ Blades

BLADE WIDTH		ORDERING NUMBER	ITEM CODE	WT. LBS.
in.	mm			
10	250	CRB10	75628	4.6
16	400	CRB16	75629	7.3
22	550	CRB22	75630	10.1
28	700	CRB28	75631	12.8
34	850	CRB34	75632	15.5
40	1000	CRB40	75633	18.3
46	1150	CRB46	75634	21.0
52	1300	CRB52	75635	23.8
58	1450	CRB58	75636	26.5
64	1600	CRB64	75775	29.2
70	1750	CRB70	75773	32.0
76	1900	CRB76	76940	34.7
82	2050	CRB82	76941	37.5

Other blade sizes available upon request.
Lead time: 1 working day

Replacement White ConShear™ Blades (Chemical Resistant/Food Grade) ‡

BLADE WIDTH		ORDERING NUMBER	ITEM CODE	WT. LBS.
in.	mm			
10	250	CRB-W10	78471	4.8
16	400	CRB-W16	78472	7.6
22	550	CRB-W22	78473	10.4
28	700	CRB-W28	78474	13.2
34	850	CRB-W34	78475	16.2
40	1000	CRB-W40	78476	19.1
46	1150	CRB-W46	78477	21.9
52	1300	CRB-W52	78478	24.8
58	1450	CRB-W58	78479	27.6

Lead time: 1 working day
‡ All ingredients used in the polyurethane formulation of this blade comply with the relevant requirements of 21 CFR (FDA Code of Federal Regulations) for use in repeated bulk dry food applications

Product Notes:

- A molded-in wear line indicates when the blade is worn out and needs to be replaced.
- Faceted blade profile: Renews its cleaning edge as the blade wears.
- ConShear™ blades are made of a special long-wearing polyurethane.
- Quick blade replacement: Pull one pin, remove the old blade and slide the new one in.

NOTE: For 0.00 pricing, please contact the Chile office for quotation.

Replacement High Temp ConShear™ Blades

(Color Identification: Yellow)

BLADE WIDTH		ORDERING NUMBER	ITEM CODE	WT. LBS.
in.	mm			
10	250	CRB-HT10	76593	4.8
16	400	CRB-HT16	76594	7.6
22	550	CRB-HT22	76595	10.4
28	700	CRB-HT28	76596	13.2
34	850	CRB-HT34	76597	16.2
40	1000	CRB-HT40	76598	19.1
46	1150	CRB-HT46	76599	21.9
52	1300	CRB-HT52	76600	24.8
58	1450	CRB-HT58	76601	27.6
64	1600	CRB-HT64	76602	30.5
70	1750	CRB-HT70	76603	33.4

Lead time: 1 working day

Replacement Ultra High-Temp ConShear™ Blades

(Color Identification: Red)

BLADE WIDTH		ORDERING NUMBER	ITEM CODE	WT. LBS.
in.	mm			
10	250	CRB-UHT10	91253	4.6
16	400	CRB-UHT16	91254	7.3
22	550	CRB-UHT22	91255	10.1
28	700	CRB-UHT28	91256	12.8
34	850	CRB-UHT34	91257	15.5
40	1000	CRB-UHT40	91258	18.3
46	1150	CRB-UHT46	91259	21.0
52	1300	CRB-UHT52	91260	23.8
58	1450	CRB-UHT58	91261	26.5
64	1600	CRB-UHT64	91262	29.2
70	1750	CRB-UHT70	91263	32.0

Lead time: 1 working day

Blade Width Selection

BELT WIDTH		BELT WIDTH - 2" (50mm)		BELT WIDTH - 8" (200mm)		BELT WIDTH - 14" (350mm)	
in.	mm	in.	mm	in.	mm	in.	mm
24	600	22	550	16	400	10	250
30	750	28	700	22	550	16	400
36	900	34	850	28	700	22	550
42	1050	40	1000	34	850	28	700
48	1200	46	1150	40	1000	34	850
54	1350	52	1300	46	1150	40	1000
60	1500	58	1450	52	1300	46	1150
72	1800	70	1750	64	1600	58	1450
84	2100	82	2050	76	1900	70	1750

U.S. Patents No. D482,508S; 9,242,805; D756,060; D747,838

Specifications & Guidelines

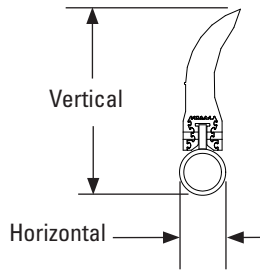
Pole Length Specifications*

CLEANER SIZE		POLE LENGTH		MAXIMUM CONVEYOR SPAN	
in.	mm	in.	mm	in.	mm
24	600	78	1950	68	1700
30	750	84	2100	74	1850
36	900	90	2250	80	2000
42	1050	96	2400	86	2150
48	1200	102	2550	92	2300
54	1350	108	2700	98	2450
60	1500	114	2850	104	2600
72	1800	126	3150	116	2900
84	2100	138	3450	128	3200

* For special extra long pole length requirements a Pole Extender Kit (#76024) is available that provides 30" (750mm) of extended pole length. See 137.
Pole Diameter – 2-7/8" (73mm)

Clearance Guidelines for Installation

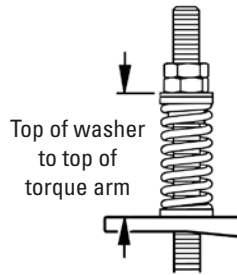
HORIZONTAL CLEARANCE REQUIRED		VERTICAL CLEARANCE REQUIRED	
in.	mm	in.	mm
4	100	10	250



Spring Length Chart

BLADE WIDTH		PURPLE SPRING		WHITE SPRING		GOLD SPRING	
in.	mm	in.	mm	in.	mm	in.	mm
16	400	5 1/4	133	6 1/4	159	N/A	N/A
22	550	4 3/4	121	6 1/8	156	N/A	N/A
28	700	4 1/8	105	5 7/8	149	N/A	N/A
34	850	N/A	N/A	5 3/4	146	6 1/8	156
40	1000	N/A	N/A	5 5/8	143	6 1/8	156
46	1150	N/A	N/A	5 1/2	140	6	152
52	1300	N/A	N/A	5 3/8	137	5 7/8	149
58	1450	N/A	N/A	5 1/8	130	5 7/8	149
64	1600	N/A	N/A	5	127	5 3/4	146
70	1750	N/A	N/A	4 7/8	124	5 5/8	143
76	1900	N/A	N/A	N/A	N/A	5 5/8	143
82	2050	N/A	N/A	N/A	N/A	5 1/2	140
88	2200	N/A	N/A	N/A	N/A	5 1/4	133
94	2350	N/A	N/A	N/A	N/A	5 1/8	130
100	2500	N/A	N/A	N/A	N/A	5 1/8	130
106	2650	N/A	N/A	N/A	N/A	5	127

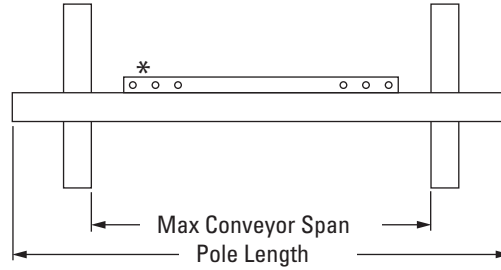
Shading indicates preferred spring option



Specifications:

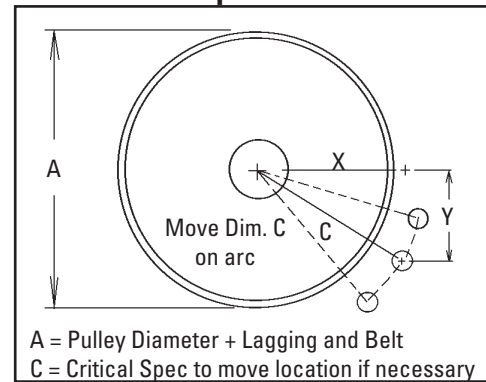
- Maximum Belt Speed 700 FPM (3.5M/sec)
- Temperature Rating (ConShear, ConShear White) -30°F to 180°F (-35°C to 82°C)
- Temperature Rating (ConShear High Temp) Up to 275°F (135°C) with spikes to 325°F (164°C)
- Temperature Rating (ConShear Ultra High-Temp) Up to 400°F (200°C) with spikes to 450°F (232°C)
- Minimum Pulley Diameter 16" (400mm)
- Blade Height 7-1/4" (185mm)
- Usable Blade Wear Length 4" (100mm)
- Blade Material Polyurethane (proprietary blend for abrasion resistance and long wear)
- Available for Belt Widths 24" to 84" (600 to 2100mm)
- CEMA Cleaner Rating Class 3

U.S. Patents No. D482,508S; 9,242,805; D756,060; D747,838



*Each pole size can be used with a blade size either belt width minus 2" (50mm), belt width minus 8" (200mm), or belt width minus 14" (350mm).

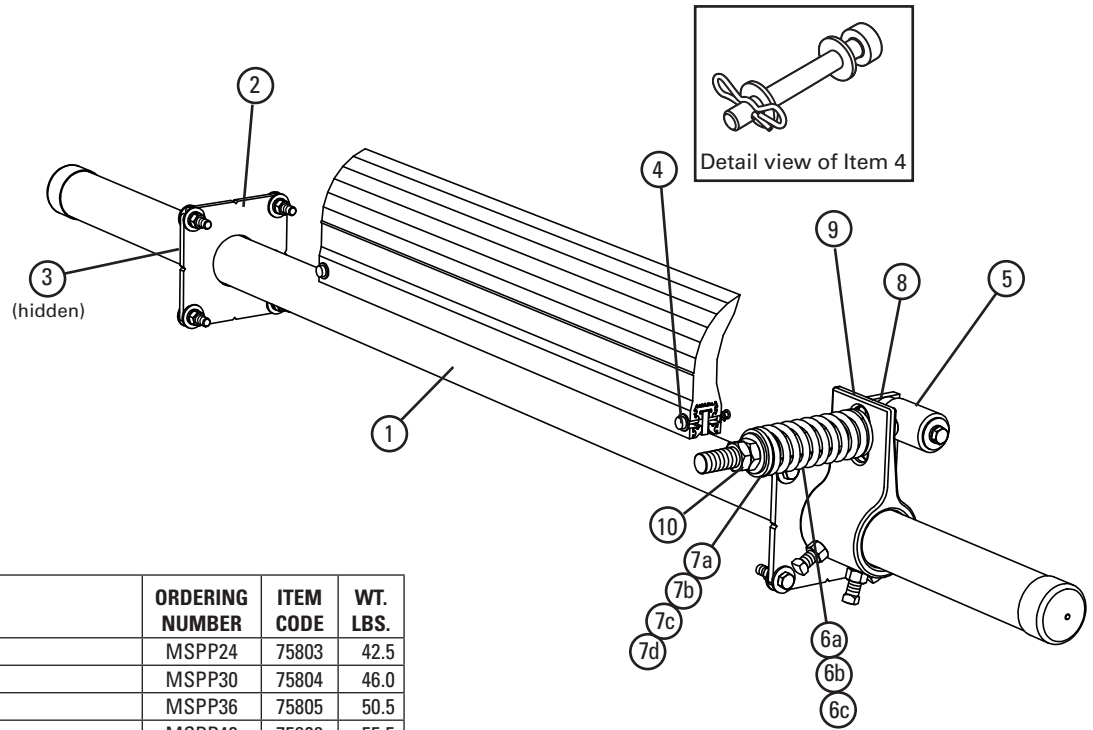
Pole Location Specs



Pole Location Chart

IMPERIAL				METRIC			
A	X	Y	C	A	X	Y	C
16"	7 1/8"	9"	11 1/2"	450	204	230	308
17"	7 7/8"	9"	12"	475	222	230	320
18"	8 1/4"	9"	12 1/4"	500	232	230	326
19"	9"	9"	12 3/4"	525	248	230	338
20"	9 3/8"	9"	13"	550	266	230	352
21"	10"	9"	13 1/2"	575	282	230	364
22"	10 3/4"	9"	14"	600	298	230	376
23"	11 3/8"	9"	14 1/2"	625	312	230	388
24"	12"	9"	15"	650	330	230	402
25"	12 5/8"	9"	15 1/2"	675	344	230	414
26"	13 1/4"	9"	16"	700	358	230	426
27"	13 7/8"	9"	16 1/2"	725	372	230	438
28"	14 3/8"	9"	17"	750	390	230	452
29"	15"	9"	17 1/2"	775	402	230	464
30"	15 5/8"	9"	18"	800	416	230	476
31"	16 1/8"	9"	18 1/2"	825	430	230	488
32"	16 3/4"	9"	19"	850	446	230	502
33"	17 1/4"	9"	19 1/2"	875	460	230	514
34"	17 7/8"	9"	20"	900	474	230	526
35"	18 3/8"	9"	20 1/2"	925	486	230	538
36"	19"	9"	21"	950	502	230	552
37"	19 1/2"	9"	21 1/2"	975	514	230	564
38"	20"	9"	22"	1000	528	230	576
39"	20 5/8"	9"	22 1/2"	1025	542	230	588
40"	21 1/8"	9"	23"	1050	556	230	602
41"	21 3/4"	9"	23 1/2"				
42"	22 1/4"	9"	24"				

Replacement Parts List



Replacement Parts

REF	DESCRIPTION	ORDERING NUMBER	ITEM CODE	WT. LBS.
1	24" (600mm) Pole	MSPP24	75803	42.5
	30" (750mm) Pole	MSPP30	75804	46.0
	36" (900mm) Pole	MSPP36	75805	50.5
	42" (1050mm) Pole	MSPP42	75806	55.5
	48" (1200mm) Pole	MSPP48	75807	60.0
	54" (1350mm) Pole	MSPP54	75808	64.0
	60" (1500mm) Pole	MSPP60	75809	67.0
	72" (1800mm) Pole	MSPP72	75810	76.0
	84" (2100mm) Pole	MSPP84	76807	88.6
2	Mounting Plate Kit* (2 ea.)	MSPMPK	75811	8.3
3	Pole Lock* (1 ea.)	MSPPL	75816	1.9
4	Blade Pin Kit* (1 ea.)	MSPBPK	75831	0.1
5	Pivot Arm Kit* (1 ea.)	QMTPAK	76096	4.3
6a	Tension Spring - Purple (1 ea.) for blades 16" - 28" (400 - 700mm)	QMTS-P	75845	0.6
6b	Tension Spring - White (1 ea.) for blades 34" - 70" (850 - 1750mm)	PSTS-W	75898	1.7
6c	Tension Spring - Gold (1 ea.) for blades 76" - 82" (1900 - 2050mm)	QMTS-G	76484	2.5
7a	Bushing Kit - Purple (2 ea.)	QMTBK-P	76097	0.1
7b	Bushing Kit - White (2 ea.)	QMTBK-W	76098	0.2
7c	Bushing Kit - Gold (2 ea.)	QMTBK-G	76540	0.3
7d	QMT Bushing Kit - Ultra High-Temp (2 ea.)	QMT-ATEX	90435	0.2
8	Pivot Shaft Bracket Kit* (1 ea.)	QMTPSBK	76099	4.3
9	Torsion Arm Kit* (1 ea.)	PSTA	75896	11.4
10	Jam Nut Kit QMT Tensioner	JNK-C	79893	0.3
-	QMT Spring Tensioner* - Purple (incl. 1 ea. Items 5, 6a, 7a, 8, & 9) for blades 16" - 28" (400 - 700mm)	QMT-P	76074	20.4
-	QMT Spring Tensioner* - White (incl. 1 ea. Items 5, 6b, 7b, 8, & 9) for blades 34" - 70" (850 - 1750mm)	QMT-W	76075	21.8
-	QMT Spring Tensioner* - Gold (incl. 1 ea. Items 5, 6c, 7c, 8, & 9) for blades 76" - 82" (1900 - 2050mm)	QMT-G	76483	23.2
-	QMT Ultra High-Temp Tensioner* - Purple (incl. 1 ea. Items 5, 6a, 7, 8, & 9) for blade widths 16" - 28" (400 - 700mm)	QMT-A-P	91285	20.4
-	QMT Ultra High-Temp Tensioner* - White (incl. 1 ea. Items 5, 6b, 7, 8, & 9) for blades 34" - 70" (850 - 1750mm)	QMT-A-W	91286	21.8

*Hardware Included
Lead Time: 1 working day

Spring Tensioner Selection Chart

CLEANER BLADE WIDTH	76074 QMT-P	76075 QMT-W	76483 QMT-G
ConShear 16" - 28" (400 - 700mm)	X		
ConShear 34" - 70" (850 - 1750mm)		X	
ConShear 76" - 82" (1900 - 2050mm)			X

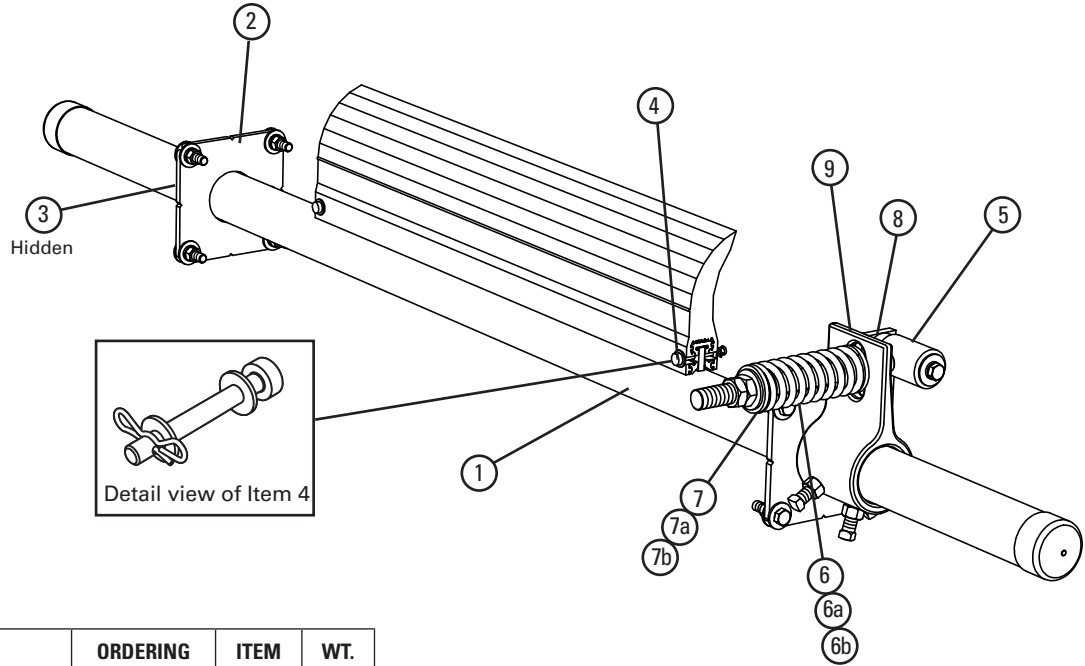
Spring Tensioner Selection Chart MSP UHT Only

Cleaner Blade Width	91285 QMT-A-P	91286 QMT-A-W
UHT ConShear 16"-28" (400-700mm)	X	
UHT ConShear 34"-70" (850-1750mm)		X

U.S. Patents No. D482,508S; 9,242,805; D756,060; D747,838

Replacement Parts List

Stainless Steel MSP Standard Mine-Duty Precleaner



Replacement Parts

REF	DESCRIPTION	ORDERING NUMBER	ITEM CODE	WT. LBS.
1	24" (600mm) SS Pole	MSPP24-S/S	77472	42.5
	30" (750mm) SS Pole	MSPP30-S/S	77473	46.0
	36" (900mm) SS Pole	MSPP36-S/S	77474	50.5
	42" (1050mm) SS Pole	MSPP42-S/S	77475	55.5
	48" (1200mm) SS Pole	MSPP48-S/S	77476	60.0
	54" (1350mm) SS Pole	MSPP54-S/S	77477	64.0
	60" (1500mm) SS Pole	MSPP60-S/S	77478	67.0
	72" (1800mm) SS Pole	MSPP72-S/S	77479	76.0
	84" (2100mm) SS Pole	MSPP84-S/S	77480	88.6
2	SS Mounting Plate Kit* (2 ea.)	MSPMPK-S/S	77582	8.3
3	SS Pole Lock* (1 ea.)	MSPPL-S/S	77524	1.9
4	SS Blade Pin Kit* (1 ea.)	MSPBPK-S/S	77583	0.1
5	SS Pivot Arm Kit* (1 ea.)	QMPAK-S/S	77587	4.3
6	SS Tension Spring - Purple (1 ea.) for blades 16" - 28" (400 - 700mm)	QMTS-P-S/S	77450	0.6
6a	SS Tension Spring - White (1 ea.) for blades 34" - 70" (850 - 1750mm)	QMTS-W-S/S	77451	1.7
6b	SS Tension Spring - Gold (1 ea.) for blades 76" - 82" (1900 - 2050mm)	QMTS-G-S/S	77452	2.5
7	Bushing Kit - Purple (2 ea.)	QMTBK-P	76097	0.1
7a	Bushing Kit - White (2 ea.)	QMTBK-W	76098	0.2
7b	Bushing Kit - Gold (2 ea.)	QMTBK-G	76540	0.3
8	SS Pivot Shaft Bracket Kit* (1 ea.)	QMTPSBK-S/S	77588	4.3
9	SS Torsion Arm Kit* (1 ea.)	PSTA-S/S	77442	11.4
-	SS QMT Spring Tensioner* - Purple (incl. 1 ea. Items 5, 6, 7, 8, & 9) for blades 16" - 28" (400 - 700mm)	QMT-P-S/S	77584	20.4
-	SS QMT Spring Tensioner* - White (incl. 1 ea. Items 5, 6a, 7a, 8, & 9) for blades 34" - 70" (850 - 1750mm)	QMT-W-S/S	77585	21.8
-	SS QMT Spring Tensioner* - Gold (incl. 1 ea. Items 5, 6b, 7b, 8, & 9) for blades 76" - 82" (1900 - 2050mm)	QMT-G-S/S	77586	23.2

*Hardware Included
Lead Time: 1 working day

Spring Tensioner Selection Chart

CLEANER BLADE WIDTH	77584 QMT-P-S/S	77585 QMT-W-S/S	77586 QMT-G-S/S
ConShear 16" - 28" (400 - 700mm)	X		
ConShear 34" - 70" (850 - 1750mm)		X	
ConShear 76" - 82" (1900 - 2050mm)			X

Shaded items are made to order.
Lead time: 3 weeks

U.S. Patents No. D482,508S; 9,242,805; D756,060; D747,838

Product Ordering Information

MMP Medium-Duty Precleaner Belt Width Minus 6" (150mm)

BELT WIDTH		BLADE WIDTH		ORDERING NUMBER	ITEM CODE	WT. LBS.
in.	mm	in.	mm			
24	600	18	450	MMP-624	76450	159.4
30	750	24	600	MMP-630	76451	175.0
36	900	30	750	MMP-636	76452	190.6
42	1050	36	900	MMP-642	76453	206.2
48	1200	42	1050	MMP-648	76454	221.8
54	1350	48	1200	MMP-654	76455	237.4
60	1500	54	1350	MMP-660	76456	253.0
72	1800	66	1650	MMP-672	76457	291.1
84	2100	78	1950	MMP-684	76798	344.1
96	2400	90	2250	MMP-696	79033	397.1

Lead time: 1 working day

MMP Medium-Duty Precleaner Belt Width Minus 12" (300mm)

BELT WIDTH		BLADE WIDTH		ORDERING NUMBER	ITEM CODE	WT. LBS.
in.	mm	in.	mm			
30	750	18	450	MMP-1230	76551	168.0
36	900	24	600	MMP-1236	76552	183.6
42	1050	30	750	MMP-1242	76553	199.2
48	1200	36	900	MMP-1248	76554	214.8
54	1350	42	1050	MMP-1254	76555	230.4
60	1500	48	1200	MMP-1260	76556	246.0
72	1800	60	1500	MMP-1272	76557	284.1
84	2100	72	1800	MMP-1284	76799	337.1
96	2400	84	2100	MMP-1296	79034	390.1

Lead time: 1 working day

MMP Medium-Duty Precleaner Belt Width Minus 18" (450mm)

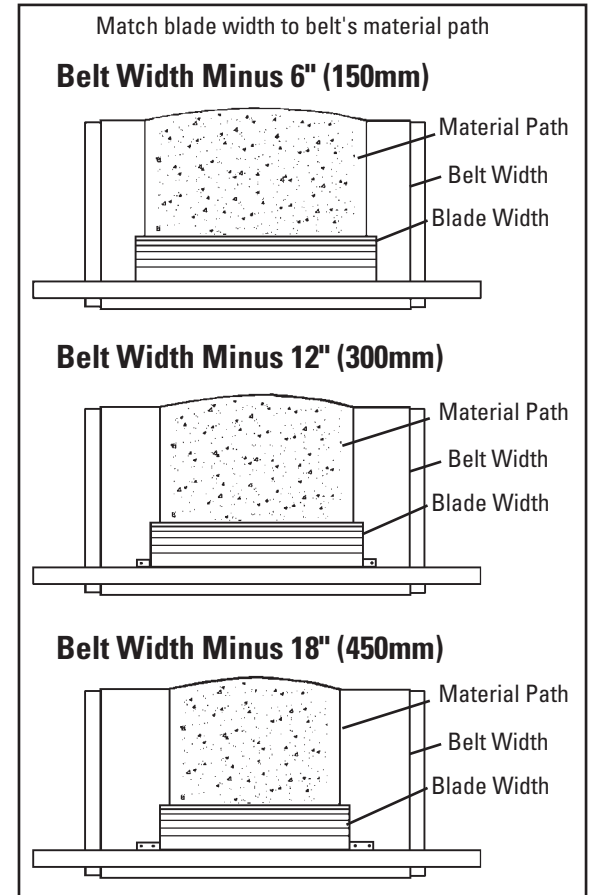
BELT WIDTH		BLADE WIDTH		ORDERING NUMBER	ITEM CODE	WT. LBS.
in.	mm	in.	mm			
36	900	18	450	MMP-1836	77575	176.6
42	1050	24	600	MMP-1842	77576	192.2
48	1200	30	750	MMP-1848	77577	207.8
54	1350	36	900	MMP-1854	77578	223.4
60	1500	42	1050	MMP-1860	77579	239.0
72	1800	54	1350	MMP-1872	77580	277.1
84	2100	66	1650	MMP-1884	77581	330.1
96	2400	78	1950	MMP-1896	79040	383.1

Lead time: 1 working day

Product Notes:

- Recommended for medium-duty conveyor applications. For abusive applications see the MHCP Heavy-Duty Cartridge Precleaner (56).
- Material Path Option: Fit the blade width to the belt's material path. The material path is typically the center 2/3 of the belt width. In most cases a blade size of belt width minus 6" (150mm) may be the best solution.
- Each cleaner pole is retrofittable for three blade sizes (belt width minus 6" (150mm), minus 12" (300mm) or minus 18" (450mm)).
- Pole Length: Belt width plus 54" (1350mm). For longer requirements see Installation Accessories – Pole Extender Kit (137).
- Visual Tension Check: No guesswork on blade tensioning. Measure the spring and adjust to specified length per blade width to restore optimal tensioning.
- To make cleaner installation easier and quicker, see Optional Mounting Kits (137).

NOTE: For 0.00 pricing, please contact the Chile office for quotation.



Optional Mounting Kits

DESCRIPTION	ORDERING NUMBER	ITEM CODE	WT. LBS.
Optional Mounting Bar Kit*	MMBK	75830	19.5
Mounting Plate Kit* (2 plates)	MMPK	76537	140.0

*Hardware Included

Lead time: 1 working day

U.S. Patents No. D482,508S; 9,242,805; D756,060; D747,838

Product Ordering Information

Stainless Steel MMP Medium Mine-Duty Precleaner



Stainless Steel MMP Medium-Duty Precleaner Belt Width Minus 6" (150mm)

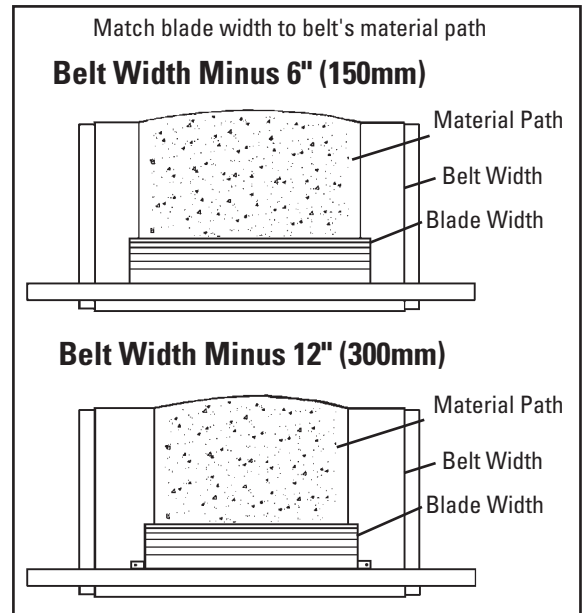
BELT WIDTH		BLADE WIDTH		ORDERING NUMBER	ITEM CODE	WT. LBS.
in.	mm	in.	mm			
24	600	18	450	MMP-624-S/S	77424	159.4
30	750	24	600	MMP-630-S/S	77425	175.0
36	900	30	750	MMP-636-S/S	77426	190.6
42	1050	36	900	MMP-642-S/S	77427	206.2
48	1200	42	1050	MMP-648-S/S	77428	221.8
54	1350	48	1200	MMP-654-S/S	77429	237.4
60	1500	54	1350	MMP-660-S/S	77430	253.0
72	1800	66	1650	MMP-672-S/S	77431	291.1
84	2100	78	1950	MMP-684-S/S	77432	344.1
96	2400	90	2100	MMP-696-S/S	79035	397.1

Lead time: 3 weeks

Stainless Steel MMP Medium-Duty Precleaner Belt Width Minus 12" (300mm)

BELT WIDTH		BLADE WIDTH		ORDERING NUMBER	ITEM CODE	WT. LBS.
in.	mm	in.	mm			
30	750	18	450	MMP-1230-S/S	77433	168.0
36	900	24	600	MMP-1236-S/S	77434	183.6
42	1050	30	750	MMP-1242-S/S	77435	199.2
48	1200	36	900	MMP-1248-S/S	77436	214.8
54	1350	42	1050	MMP-1254-S/S	77437	230.4
60	1500	48	1200	MMP-1260-S/S	77438	246.0
72	1800	60	1500	MMP-1272-S/S	77439	284.1
84	2100	72	1800	MMP-1284-S/S	77440	337.1
96	2400	84	2100	MMP-1296-S/S	79036	390.1

Lead time: 3 weeks



Product Notes:

- Recommended for medium-duty conveyor applications, but in corrosive environments.
- Material Path Option: Fit the blade width to the belt's material path. The material path is typically the center 2/3 of the belt width. In most cases a blade size of belt width minus 6" (150mm) may be the best solution.
- Each cleaner pole is retrofittable for three blade sizes (belt width minus 6" (150mm), minus 12" (300mm) or minus 18" (450mm)).
- Pole Length: Belt width plus 54" (1350mm). For longer requirements see Installation Accessories – Pole Extender Kit (137).
- Visual Tension Check: No guesswork on blade tensioning. Measure the spring and adjust to specified length per blade width to restore optimal tensioning.
- To make cleaner installation easier and quicker, see Optional Mounting Kits (137).

U.S. Patent No. D482,508S

Product Ordering Information

MMP Medium Mine-Duty Precleaner with Portable Air Tensioner



Tank sold separately.
See 44 for options.

MMP Medium-Duty Precleaner with PAT Belt Width Minus 6" (150mm)

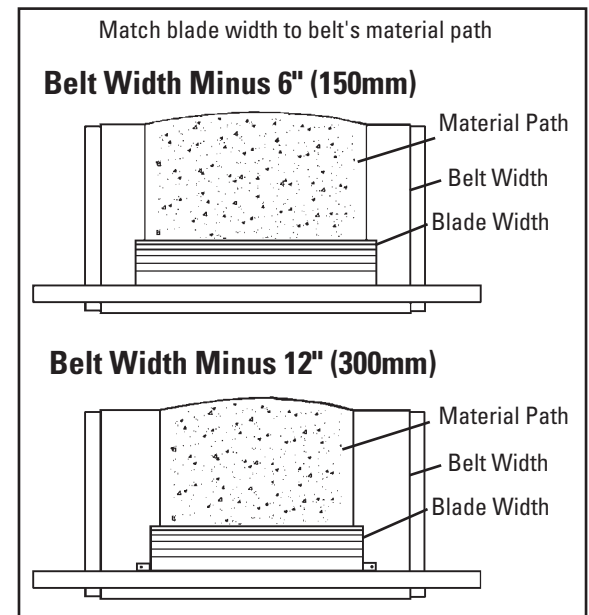
BELT WIDTH		BLADE WIDTH		ORDERING NUMBER	ITEM CODE	WT. LBS.
in.	mm	in.	mm			
24	600	18	450	MMP-624P	78706	202.0
30	750	24	600	MMP-630P	78707	217.6
36	900	30	750	MMP-636P	78708	233.2
42	1050	36	900	MMP-642P	78709	248.8
48	1200	42	1050	MMP-648P	78710	264.4
54	1350	48	1200	MMP-654P	78711	280.0
60	1500	54	1350	MMP-660P	78712	295.6
72	1800	66	1650	MMP-672P	78713	333.7
84	2100	78	1950	MMP-684P	78714	386.7
96	2400	90	2250	MMP-696P	79037	439.7

Lead time: 1 working day

MMP Medium-Duty Precleaner with PAT Belt Width Minus 12" (300mm)

BELT WIDTH		BLADE WIDTH		ORDERING NUMBER	ITEM CODE	WT. LBS.
in.	mm	in.	mm			
30	750	18	450	MMP-1230P	78715	210.6
36	900	24	600	MMP-1236P	78716	226.2
42	1050	30	750	MMP-1242P	78717	241.8
48	1200	36	900	MMP-1248P	78718	257.4
54	1350	42	1050	MMP-1254P	78719	273.0
60	1500	48	1200	MMP-1260P	78720	288.6
72	1800	60	1500	MMP-1272P	78721	326.7
84	2100	72	1800	MMP-1284P	78722	379.7
96	2400	84	2100	MMP-1296P	79038	432.7

Lead time: 1 working day



Product Notes:

- Recommended for medium-duty conveyor applications. For abusive applications see MHCP Heavy-Duty Cartridge Precleaner (56).
- Material Path Option: Fit the blade width to the belt's material path. The material path is typically the center 2/3 of the belt width. In most cases a blade size of belt width minus 6" (150mm) may be the best solution.
- Each cleaner pole is retrofittable for three blade sizes (belt width minus 6" (150mm), minus 12" (300mm) or minus 18" (450mm)).
- Pole Length: Belt width plus 54" (1350mm). For longer requirements see Installation Accessories – Pole Extender Kit (137).
- Portable Air Tensioner used for constant, automatic tension throughout the life of the blades. Can be used with site-available air lines or with the add-on Air Tank.
- To make cleaner installation easier and quicker, see Optional Mounting Kits (137).

NOTE: For 0.00 pricing, please contact the Chile office for quotation.

U.S. Patent No. D482,508S

Product Ordering Information

Line Connections for Portable Air Tensioner

Air Tanks

ORDERING NUMBER	ITEM CODE	WT. LBS.
PAT1	78684	13.0
PAT2	78685	13.0



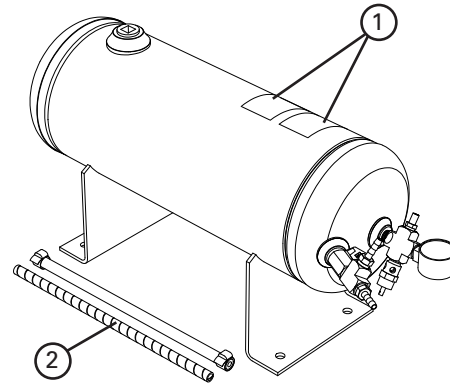
PAT1 (Single)



PAT2 (Dual)

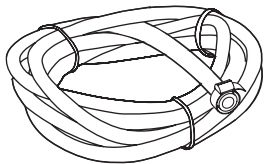
Replacement Parts List

REF	DESCRIPTION	ORDERING NUMBER	ITEM CODE	WT. LBS.
1	Tank Label Kit	PATLK	78791	0.1
2	Tank Hose Kit (incl. 1 ea. 10' hose and 1' poly spiral wrap, 2 hose clamps)	PATHK	78794	1.5



Product Notes:

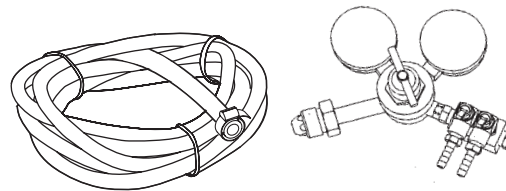
- For use with PAT cleaner assemblies and PAT control box.
- Single for applications with one cleaner, double for applications with two cleaners.
- 150# pop-off valve for safe pressurizing/charging of Air Tank.
- ASME construction.



Air Line Connection for Site-Accessible Air

ORDERING NUMBER	ITEM CODE	WT. LBS.
PATHK*	78794	1.5

* incl. 10' hose, 1' poly spiral wrap, 2 hose clamps



Nitrogen Tank Connection for Site-Provided Nitrogen Tank

ORDERING NUMBER	ITEM CODE	WT. LBS.
PANK*	78799	5.0

* incl. Nitrogen Regulator, 10' hose, 2 hose clamps

TuffShear™ Replacement Blades

MMP
Medium Mine-Duty Precleaner



Blade Width Selection

BELT WIDTH		BELT WIDTH - 6" (150mm)		BELT WIDTH - 12" (300mm)		BELT WIDTH - 18" (450mm)	
in.	mm	in.	mm	in.	mm	in.	mm
24	600	18	450	N/A	N/A	N/A	N/A
30	750	24	600	18	450	N/A	N/A
36	900	30	750	24	600	18	450
42	1050	36	900	30	750	24	600
48	1200	42	1050	36	900	30	750
54	1350	48	1200	42	1050	36	900
60	1500	54	1350	48	1200	42	1050
72	1800	66	1650	60	1500	54	1350
84	2100	78	1950	72	1800	66	1650
96	2400	90	2250	84	2100	78	1950

NOTE: TuffShear replacement blades will retrofit to Martin® QC® XHD Cleaners.

Replacement TuffShear™ Blades

BLADE WIDTH		ORDERING NUMBER	ITEM CODE	WT. LBS.
in.	mm			
18	450	TRB18	76485	21.0
24	600	TRB24	76486	28.0
30	750	TRB30	76487	35.0
36	900	TRB36	76488	42.0
42	1050	TRB42	76489	49.0
48	1200	TRB48	76490	56.0
54	1350	TRB54	76491	63.0
60	1500	TRB60	76492	70.0
66	1650	TRB66	76493	77.0
72	1800	TRB72	76494	84.0
78	1950	TRB78	76697	91.0
84	2100	TRB84	77047	98.0
90	2250	TRB90	77048	105.0

Other blade sizes available upon request.
Lead time: 1 working day

Replacement TuffShear™ High-Temp Blades

BLADE WIDTH		ORDERING NUMBER	ITEM CODE	WT. LBS.
in.	mm			
18	450	TRB-HT18	78754	21.0
24	600	TRB-HT24	78755	28.0
30	750	TRB-HT30	78756	35.0
36	900	TRB-HT36	78757	42.0
42	1050	TRB-HT42	78758	49.0
48	1200	TRB-HT48	78759	56.0
54	1350	TRB-HT54	78760	63.0
60	1500	TRB-HT60	78761	70.0
66	1650	TRB-HT66	78762	77.0
72	1800	TRB-HT72	78763	84.0
78	1950	TRB-HT78	78764	91.0

Other blade sizes available upon request.
Lead time: 1 working day

Product Notes:

- A molded-in wear line indicates when the blade is worn out and needs to be replaced.
- Faceted blade profile: Renews its cleaning edge as the blade wears.
- TuffShear™ blades are made of a special long-wearing polyurethane.
- Quick blade replacement: Pull one pin, remove the old blade and slide the new one in.

U.S. Patent No. D482,508S
Martin® and QC® #1 are registered trademarks of Martin Engineering, Neponset, IL.

Specifications & Guidelines

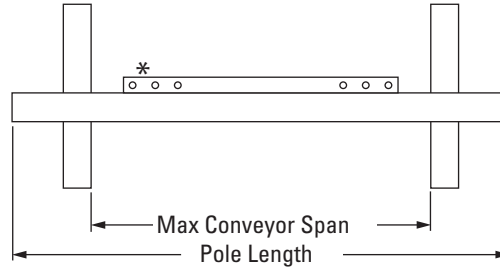
MMP

Medium Mine-Duty Precleaner

Pole Length Specifications*

CLEANER SIZE		MAX OVERALL POLE LENGTH		CENTER POLE LENGTH		MAXIMUM CONVEYOR SPAN	
in.	mm	in.	mm	in.	mm	in.	mm
24	600	78	1950	24	600	66	1650
30	750	84	2100	30	750	72	1800
36	900	90	2250	36	900	78	1950
42	1050	96	2400	42	1050	84	2100
48	1200	102	2550	48	1200	90	2250
54	1350	108	2700	54	1350	96	2400
60	1500	114	2850	60	1500	102	2550
72	1800	126	3150	72	1800	114	2850
84	2100	138	3450	84	2100	126	3150
96	2400	150	3750	96	2400	138	3450

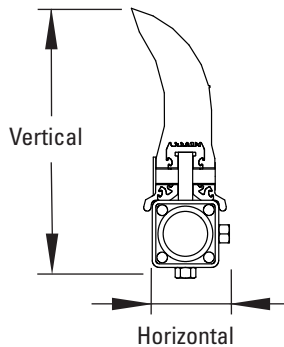
* For special extra long pole length requirements a Pole Extender Kit (#76024) is available that provides 30" (750mm) of extended pole length. (137). Pole Diameter – 2-7/8" (73mm)



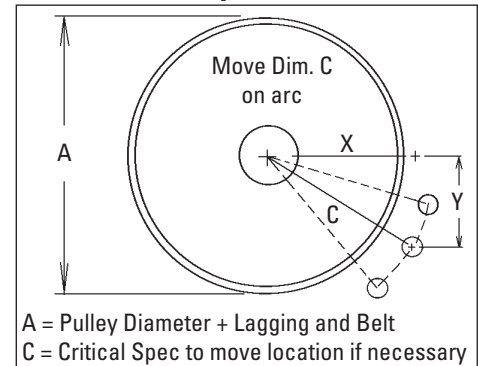
*Each pole size can be used with a blade size either belt width minus 6" (150mm), belt width minus 12" (300mm), or belt width minus 18" (450mm).

Clearance Guidelines for Installation

HORIZONTAL CLEARANCE REQUIRED		VERTICAL CLEARANCE REQUIRED	
in.	mm	in.	mm
4	100	13	325



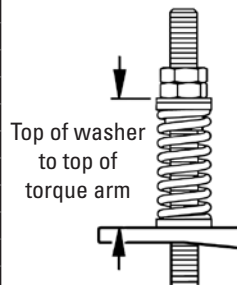
Pole Location Specs



Spring Length Chart

Blade Width	Purple Springs	White Springs	Gold Springs	Silver Springs
18"	4 5/8"	6"	6 1/4"	6 1/2"
24"	4"	5 7/8"	6 1/4"	6 3/8"
30"	N/A	5 5/8"	6 1/8"	6 3/8"
36"	N/A	5 1/2"	6"	6 1/4"
42"	N/A	5 1/4"	5 7/8"	6 1/4"
48"	N/A	5 1/8"	5 3/4"	6 1/8"
54"	N/A	4 7/8"	5 5/8"	6 1/8"
60"	N/A	4 3/4"	5 5/8"	6 1/8"
66"	N/A	N/A	5 1/2"	6"
72"	N/A	N/A	5 3/8"	6"
78"	N/A	N/A	5 1/4"	5 7/8"
84"	N/A	N/A	5 1/8"	5 7/8"
90"	N/A	N/A	N/A	5 3/4"
96"	N/A	N/A	N/A	5 5/8"
102"	N/A	N/A	N/A	5 1/2"
108"	N/A	N/A	N/A	5 1/2"
114"	N/A	N/A	N/A	5 3/8"

Shading indicates preferred spring option.



Pressure Chart

Blade Width	PSI
18"	5#
24"	6#
32"	8#
36"	9#
42"	11#
48"	13#
54"	14#
60"	16#
66"	17#
72"	19#
78"	21#
84"	22#
90"	24#

PSI setting is based on the belt width.

Pole Location Chart

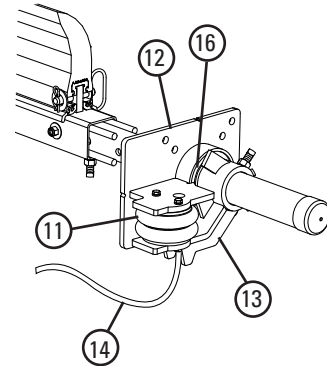
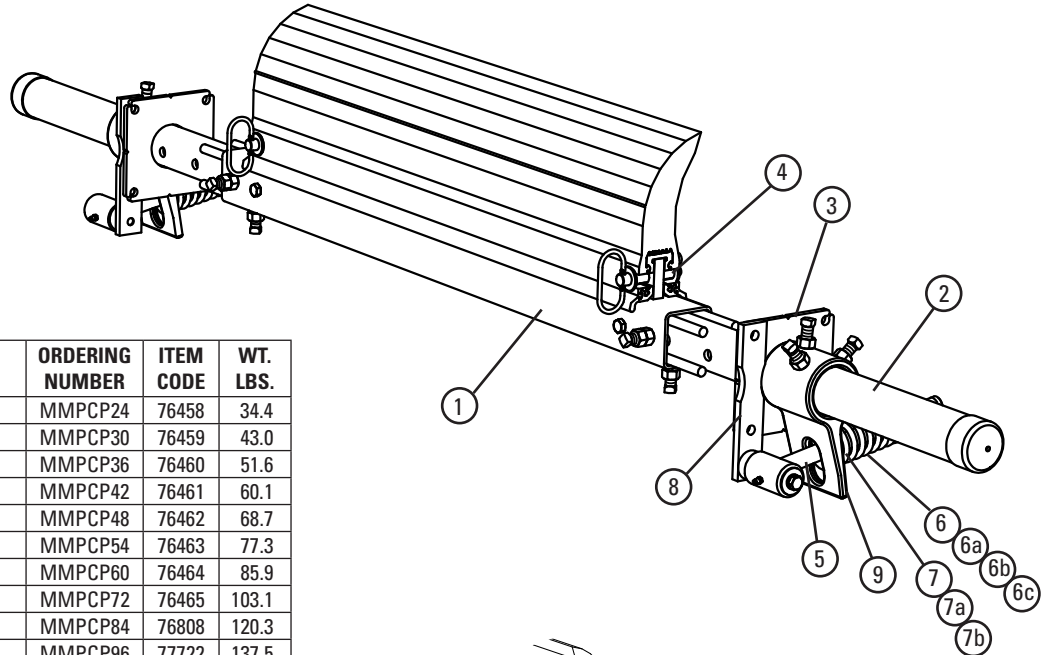
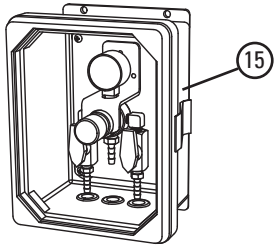
A	X	Y	C
16"	8 1/8"	12"	14 1/2"
17"	8 3/4"	12"	14 7/8"
18"	9 1/4"	12"	15 1/8"
19"	9 3/4"	12"	15 1/2"
20"	10 3/8"	12"	15 7/8"
21"	11"	12"	16 1/4"
22"	11 1/2"	12"	16 5/8"
23"	12"	12"	17"
24"	12 5/8"	12"	17 3/8"
25"	13 1/8"	12"	17 3/4"
26"	13 5/8"	12"	18 1/8"
27"	14 1/8"	12"	18 1/2"
28"	14 5/8"	12"	18 7/8"
29"	15 1/4"	12"	19 3/8"
30"	15 5/8"	12"	19 3/4"
31"	16 1/8"	12"	20 1/8"
32"	16 3/4"	12"	20 5/8"
33"	17 1/4"	12"	21"
34"	17 3/4"	12"	21 3/8"
35"	18 1/4"	12"	21 7/8"
36"	18 3/4"	12"	22 1/4"
37"	19 3/8"	12"	22 3/4"
38"	19 3/4"	12"	23 1/8"
39"	20 3/8"	12"	23 5/8"
40"	20 3/4"	12"	24"
41"	21 3/8"	12"	24 1/2"
42"	21 7/8"	12"	25"
43"	22 1/2"	12"	25 1/2"
44"	23 1/8"	12"	26"
45"	23 5/8"	12"	26 1/2"
46"	24 1/8"	12"	27"
47"	24 3/4"	12"	27 1/2"
48"	25 1/4"	12"	28"

Specifications:

- Maximum Belt Speed 1000 FPM (5M/sec)
- Temperature Rating (TuffShear).....-30°F to 180°F (-35°C to 82°C)
- Temperature Rating (TuffShear High Temp).....Up to 275°F (135°C) with spikes to 325°F (164°C)
- Minimum Pulley Diameter.....16" (400mm)
- Blade Height.....10" (250mm)
- Usable Blade Wear Length.....6" (150mm)
- Blade Material.....Polyurethane (proprietary blend for abrasion resistance and long wear)
- Available for Belt Widths24" to 96" (600 to 2400mm).
Other sizes available upon request.
- CEMA Cleaner Rating.....Class 4

U.S. Patent No. D482,508S

Replacement Parts List



Replacement Parts

REF	DESCRIPTION	ORDERING NUMBER	ITEM CODE	WT. LBS.
1	24" (600mm) Center Pole	MMPCP24	76458	34.4
	30" (750mm) Center Pole	MMPCP30	76459	43.0
	36" (900mm) Center Pole	MMPCP36	76460	51.6
	42" (1050mm) Center Pole	MMPCP42	76461	60.1
	48" (1200mm) Center Pole	MMPCP48	76462	68.7
	54" (1350mm) Center Pole	MMPCP54	76463	77.3
	60" (1500mm) Center Pole	MMPCP60	76464	85.9
	72" (1800mm) Center Pole	MMPCP72	76465	103.1
	84" (2100mm) Center Pole	MMPCP84	76808	120.3
	96" (2400mm) Center Pole	MMPCP96	77722	137.5
2	Extender Pole Kit (2 ea.)	MHP-EP	76392	54.0
3	Mounting Plate Kit* (2 ea.)	MSPMPK	75811	8.3
4	Blade Pin Kit* (1 ea.)	MMPBPK	76466	0.8
5	Pivot Arm Kit* (1 ea.)	QMTPAK	76096	4.3
6	Tension Spring - Purple (1 ea.) for blades 24" (600mm)	QMTS-P	75845	0.6
6a	Tension Spring - White (1 ea.) for blades 30" - 90" (750 - 2250mm)	PSTS-W	75898	1.7
6b	Tension Spring - Gold (1 ea.) for blades 54" - 78" (1350 - 1950mm)	QMTS-G	76484	2.5
6c	Tension Spring - Silver (1 ea.) for blades 84-90" (2100-2350mm)	PSTS-S	75899	3.0
7	Bushing Kit - Purple (2 ea.)	QMTBK-P	76097	0.1
7a	Bushing Kit - White & Silver (2 ea.)	QMTBK-W	76098	0.2
7b	Bushing Kit - Gold (2 ea.)	QMTBK-G	76540	0.3
8	Pivot Shaft Bracket Kit* (1 ea.)	QMTPSBK	76099	4.3
9	Torsion Arm Kit* (1 ea.)	PSTA	75896	11.4
10	Jam Nut Kit, QMT Tensioner	JNK-C	79893	0.3
-	QMT Spring Tensioner* - Purple (incl. 1 ea. Items 5, 6, 7, 8, & 9) for blades 18" - 24" (450 - 600mm)	QMT-P	76074	20.4
-	QMT Spring Tensioner* - White (incl. 1 ea. Items 5, 6a, 7a, 8, & 9) for blades 30" - 48" (750 - 1200mm)	QMT-W	76075	21.8
-	QMT Spring Tensioner* - Gold (incl. 1 ea. Items 5, 6b, 7b, 8, & 9) for blades 54" - 78" (1350 - 1950mm)	QMT-G	76483	23.2
-	QMT Spring Tensioner* - Silver (incl. 1 ea. Items 5, 6c, 7a, 8 & 9) blades 84-90 (2100-2350mm)	QMT-S	79039	20.3
11	Air/Water Bag (1 ea.)	AWTB	75905	3.8
12	Mounting Base (1ea.)	AWTMB	75906	22.9
13	Torque Arm* (1 ea.)	AWTA	75907	11.6
14	Hose Kit (50' of hose and 6 hose clamps)	AWTHK	75909	6.7
15	PAT Control Box 60 psi	PACB60	78683	11.0
16	AWT Pole Bearing Assy (for cleaners shipped after 4/2016)	AWTPBA	90000	2.3
-	PAT Kit- AWT Tensioner w/ Control Box (includes 2 ea. Items 11,12,13,14 & 1 ea. Item 15)	PAK	78705	86.2
-	AWT Air/Water Tensioner w/o Control Box (includes 2 ea. Items 11,12,13 & 14)	AWTNCB	76069	75.2

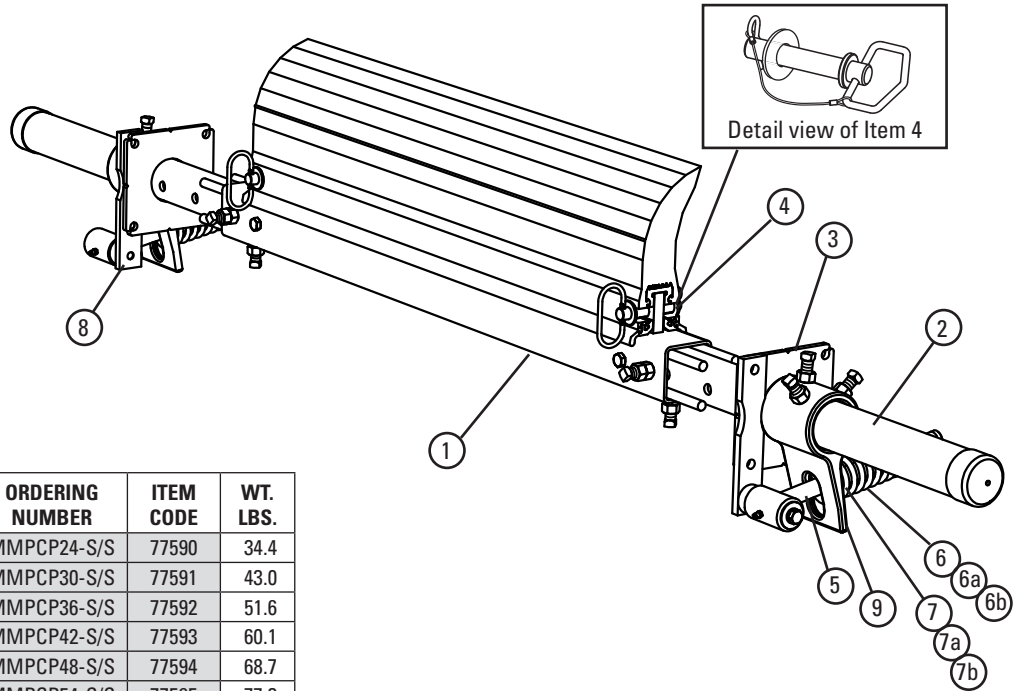
*Hardware Included
Lead Time: 1 working day

Spring Tensioner Selection Chart

CLEANER BLADE WIDTH	76074 QMT-P	76075 QMT-W	76483 QMT-G	79039 QMT-S
TuffShear 18" - 24" (450 - 600mm)	X			
TuffShear 30" - 48" (750 - 1200mm)		X		
TuffShear 54" - 78" (1350 - 1950mm)			X	
TuffShear 84" - 90" (2100 - 2250mm)				X

Replacement Parts List

Stainless Steel MMP Medium Mine-Duty Precleaner



Replacement Parts

REF	DESCRIPTION	ORDERING NUMBER	ITEM CODE	WT. LBS.
1	24" (600mm) SS Center Pole	MMPCP24-S/S	77590	34.4
	30" (750mm) SS Center Pole	MMPCP30-S/S	77591	43.0
	36" (900mm) SS Center Pole	MMPCP36-S/S	77592	51.6
	42" (1050mm) SS Center Pole	MMPCP42-S/S	77593	60.1
	48" (1200mm) SS Center Pole	MMPCP48-S/S	77594	68.7
	54" (1350mm) SS Center Pole	MMPCP54-S/S	77595	77.3
	60" (1500mm) SS Center Pole	MMPCP60-S/S	77596	85.9
	72" (1800mm) SS Center Pole	MMPCP72-S/S	77597	103.1
	84" (2100mm) SS Center Pole	MMPCP84-S/S	77598	120.3
	96" (2400mm) SS Center Pole	MMPCP96-S/S	78686	137.5
2	SS Extender Pole Kit (2 ea.)	MHP-EP-S/S	77599	54.0
3	SS Mounting Plate Kit* (2 ea.)	MSPMPK-S/S	77582	8.3
4	SS Blade Pin Kit* (1 ea.)	MMPBPK-S/S	77600	0.8
5	SS Pivot Arm Kit* (1 ea.)	QMPAK-S/S	77587	4.3
6	SS Tension Spring - Purple (1 ea.) for blades 24" (600mm)	QMTS-P-S/S	77450	0.6
6a	SS Tension Spring - White (1 ea.) for blades 30" - 48" (750 - 1200mm)	QMTS-W-S/S	77451	1.7
6b	SS Tension Spring - Gold (1 ea.) for blades 54" - 78" (1350 - 1950mm)	QMTS-G-S/S	77452	2.5
6c	SS Tension Spring - Silver (1 ea.) for blades 84"-90" (2100-2250mm)	QMTS-S-S/S	79056	3.1
7	Bushing Kit - Purple (2 ea.)	QMTBK-P	76097	0.1
7a	Bushing Kit - White and Silver (2 ea.)	QMTBK-W	76098	0.2
7b	Bushing Kit - Gold (2 ea.)	QMTBK-G	76540	0.3
8	SS Pivot Shaft Bracket Kit* (1 ea.)	QMTPSBK-S/S	77588	4.3
9	SS Torsion Arm Kit* (1 ea.)	PSTA-S/S	77442	11.4
-	SS QMT Spring Tensioner* - Purple (incl. 1 ea. Items 5, 6, 7, 8, & 9) for blades 18" - 24" (450 - 600mm)	QMT-P-S/S	77584	20.4
-	SS QMT Spring Tensioner* - White (incl. 1 ea. Items 5, 6a, 7a, 8, & 9) for blades 30" - 48" (750 - 1200mm)	QMT-W-S/S	77585	21.8
-	SS QMT Spring Tensioner* - Gold (incl. 1 ea. Items 5, 6b, 7b, 8, & 9) for blades 54" - 78" (1350 - 1950mm)	QMT-G-S/S	77586	23.2
-	SS QMT Spring Tensioner* - Silver (incl. 1 ea. Items 5, 6c, 7a, 8 & 9) for blades 84"-90" (2100-2250mm)	QMT-S-S/S	79059	24.6

*Hardware Included
Lead Time: 1 working day

Shaded items are made to order.
Lead time: 3 weeks

Spring Tensioner Selection Chart

CLEANER BLADE WIDTH	77584 QMT-P-S/S	77585 QMT-W-S/S	77586 QMT-G-S/S	79059 QMT-S-S/S
TuffShear 18" - 24" (450 - 600mm)	X			
TuffShear 30" - 48" (750 - 1200mm)		X		
TuffShear 54" - 78" (1350 - 1950mm)			X	
TuffShear 84"-90" (2100-2250mm)				X

U.S. Patent No. D482,508S

Product Ordering Information

MHP Mine Tough Heavy-Duty Precleaner



Belt Width Minus 6" (150mm)

BELT WIDTH		BLADE WIDTH		ORDERING NUMBER	ITEM CODE	WT. LBS
in.	mm	in.	mm			
24	600	18	450	MHP-624	77703	249.4
30	750	24	600	MHP-630	77704	267.6
36	900	30	750	MHP-636	77705	285.8
42	1050	36	900	MHP-642	77706	304.0
48	1200	42	1050	MHP-648	77707	322.2
54	1350	48	1200	MHP-654	77708	341.7
60	1500	54	1350	MHP-660	77709	359.9
72	1800	66	1650	MHP-672	77710	396.4
84	2100	78	1950	MHP-684	77711	432.9
96	2400	90	2250	MHP-696	77712	469.4

Belt Width Minus 12" (300mm)

BELT WIDTH		BLADE WIDTH		ORDERING NUMBER	ITEM CODE	WT. LBS
in.	mm	in.	mm			
30	750	18	450	MHP-1230	77713	258.0
36	900	24	600	MHP-1236	77714	276.2
42	1050	30	750	MHP-1242	77715	294.3
48	1200	36	900	MHP-1248	77716	312.6
54	1350	42	1050	MHP-1254	77717	330.8
60	1500	48	1200	MHP-1260	77718	350.3
72	1800	60	1500	MHP-1272	77719	386.8
84	2100	72	1800	MHP-1284	77720	432.2
96	2400	84	2100	MHP-1296	77721	477.6

Belt Width Minus 18" (450mm)

BELT WIDTH		BLADE WIDTH		ORDERING NUMBER	ITEM CODE	WT. LBS
in.	mm	in.	mm			
36	900	18	450	MHP-1836	78591	266.6
42	1050	24	600	MHP-1842	78592	284.7
48	1200	30	750	MHP-1848	78593	302.9
54	1350	36	900	MHP-1854	78594	321.2
60	1500	42	1050	MHP-1860	78595	339.4
72	1800	54	1350	MHP-1872	78596	377.1
84	2100	66	1650	MHP-1884	78597	413.6
96	2400	78	1950	MHP-1896	78598	450.1

Lead time: 1 working day

Belt Width Minus 24" (600mm)

BELT WIDTH		BLADE WIDTH		ORDERING NUMBER	ITEM CODE	WT. LBS
in.	mm	in.	mm			
42	1050	18	450	MHP-2442	78669	275.1
48	1200	24	600	MHP-2448	78670	243.3
54	1350	30	750	MHP-2454	78671	311.5
60	1500	36	900	MHP-2460	78672	329.8
72	1800	48	1200	MHP-2472	78673	367.5
84	2100	60	1500	MHP-2484	78674	404.0
96	2400	72	1800	MHP-2496	78675	440.4

Optional Mounting Kits

DESCRIPTION	ORDERING NUMBER	ITEM CODE	WT. LBS.
Optional Mounting Bar Kit*	MMBK	75830	19.5
Mounting Plate Kit* (2 plates)	MMPK	76537	140.0

*Hardware Included

Lead time: 1 working day

Product Notes:

- Recommended for heavy-duty conveyor applications.
- Material Path Option: Fit the blade width to the belt's material path. The material path is typically the center 2/3 of the belt width. In most cases a blade size of belt width minus 6" may be the best solution.
- Each cleaner pole is retrofittable for four blade sizes (belt width - 6", - 12", - 18" or - 24") (-150mm, -300mm, -450mm, -600mm).
- Pole Length: Belt width plus 54" (1350mm). For longer requirements see Installation Accessories - Pole Extender Kit (137).
- Visual Tension Check: No guesswork on blade tensioning. Measure the spring and adjust to specified length per blade width to restore optimal tensioning.
- To make cleaner installation easier and quicker, see Optional Mounting Kits (137).


U.S. Patent No. D482,508S

Product Ordering Information

MHP Mine Tough Heavy-Duty Precleaner with Portable Air Tensioner (PAT)



PAT Control Box



Tank sold separately.
See 51 for options.

Belt Width Minus 6" (150mm)

BELT WIDTH		BLADE WIDTH		ORDERING NUMBER	ITEM CODE	WT. LBS
in.	mm	in.	mm			
24	600	18	450	MHP-624P	78599	249.6
30	750	24	600	MHP-630P	78600	267.8
36	900	30	750	MHP-636P	78601	286.0
42	1050	36	900	MHP-642P	78602	304.2
48	1200	42	1050	MHP-648P	78603	322.4
54	1350	48	1200	MHP-654P	78604	340.6
60	1500	54	1350	MHP-660P	78605	358.8
72	1800	66	1650	MHP-672P	78606	395.3
84	2100	78	1950	MHP-684P	78607	431.8
96	2400	90	2250	MHP-696P	78608	468.3

Belt Width Minus 12" (300mm)

BELT WIDTH		BLADE WIDTH		ORDERING NUMBER	ITEM CODE	WT. LBS
in.	mm	in.	mm			
30	750	18	450	MHP-1230P	78609	258.2
36	900	24	600	MHP-1236P	78610	276.4
42	1050	30	750	MHP-1242P	78611	294.5
48	1200	36	900	MHP-1248P	78612	312.8
54	1350	42	1050	MHP-1254P	78613	331.0
60	1500	48	1200	MHP-1260P	78614	349.2
72	1800	60	1500	MHP-1272P	78615	385.7
84	2100	72	1800	MHP-1284P	78616	422.1
96	2400	84	2100	MHP-1296P	78617	458.5

Belt Width Minus 18" (450mm)

BELT WIDTH		BLADE WIDTH		ORDERING NUMBER	ITEM CODE	WT. LBS
in.	mm	in.	mm			
36	900	18	450	MHP-1836P	78618	266.8
42	1050	24	600	MHP-1842P	78619	284.9
48	1200	30	750	MHP-1848P	78620	303.1
54	1350	36	900	MHP-1854P	78621	321.4
60	1500	42	1050	MHP-1860P	78622	339.6
72	1800	54	1350	MHP-1872P	78623	376.0
84	2100	66	1650	MHP-1884P	78624	412.5
96	2400	78	1950	MHP-1896P	78625	449.0

Belt Width Minus 24" (600mm)

BELT WIDTH		BLADE WIDTH		ORDERING NUMBER	ITEM CODE	WT. LBS
in.	mm	in.	mm			
42	1050	18	450	MHP-2442P	78676	275.3
48	1200	24	600	MHP-2448P	78677	293.5
54	1350	30	750	MHP-2454P	78678	311.7
60	1500	36	900	MHP-2460P	78679	330.0
72	1800	48	1200	MHP-2472P	78680	366.4
84	2100	60	1500	MHP-2484P	78681	402.9
96	2400	72	1800	MHP-2496P	78682	439.3

Lead time: 1 working day

Product Notes:

- Recommended for heavy-duty conveyor applications.
- Material Path Option: Fit the blade width to the belt's material path. The material path is typically the center 2/3 of the belt width. In most cases a blade size of belt width minus 6" (150mm) may be the best solution.
- Each cleaner pole is retrofittable for four blade sizes (belt width minus 6" (150mm), minus 12" (300mm), minus 18" (450mm) or minus 24" (600mm)).
- Pole Length: Belt width plus 54" (1350mm). For longer requirements see Installation Accessories – Pole Extender Kit (137).
- Check tension from regulator in control box. Adjust according to air tension per blade width for optimal tensioning.
- To make cleaner installation easier and quicker, see Optional Mounting Kits (137).

U.S. Patent No. D482,508S

Product Ordering Information

Line Connections for Portable Air Tensioner

Air Tanks

ORDERING NUMBER	ITEM CODE	WT. LBS.
PAT1	78684	13.0
PAT2	78685	13.0



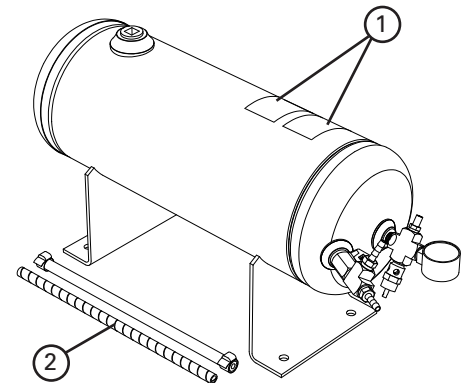
PAT1 (Single)



PAT2 (Dual)

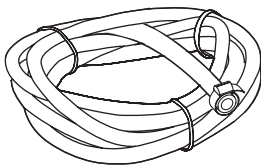
Replacement Parts List

REF	DESCRIPTION	ORDERING NUMBER	ITEM CODE	WT. LBS.
1	Tank Label Kit	PATLK	78791	0.1
2	Tank Hose Kit (incl. 1 ea. 10' hose and 1' poly spiral wrap, 2 hose clamps)	PATHK	78794	1.5



Product Notes:

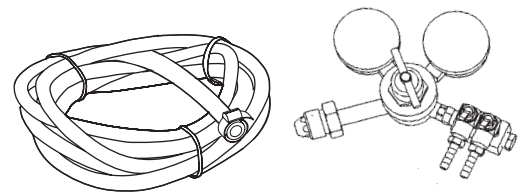
- For use with PAT cleaner assemblies and PAT control box.
- Single for applications with one cleaner, double for applications with two cleaners.
- 150# pop-off valve for safe pressurizing/charging of Air Tank.
- ASME construction.



Air Line Connection for Site-Accessible Air

ORDERING NUMBER	ITEM CODE	WT. LBS.
PATHK*	78794	1.5

* incl. 10' hose, 1' poly spiral wrap, 2 hose clamps



Nitrogen Tank Connection for Site-Provided Nitrogen Tank

ORDERING NUMBER	ITEM CODE	WT. LBS.
PANK*	78799	5.0

* incl. Nitrogen Regulator, 10' hose, 2 hose clamps

Product Ordering Information

MegaShear™
Replacement Blades



Blade Width Selection

BELT WIDTH		BELT WIDTH - 6" (150mm)		BELT WIDTH - 12" (300mm)		BELT WIDTH - 18" (450mm)		BELT WIDTH - 24" (600mm)	
in.	mm	in.	mm	in.	mm	in.	mm	in.	mm
24	600	18	450	N/A	N/A	N/A	N/A	N/A	N/A
30	750	24	600	18	450	N/A	N/A	N/A	N/A
36	900	30	750	24	600	18	450	N/A	N/A
42	1050	36	900	30	750	24	600	18	450
48	1200	42	1050	36	900	30	750	24	600
54	1350	48	1200	42	1050	36	900	30	750
60	1500	54	1350	48	1200	42	1050	36	900
72	1800	66	1650	60	1500	54	1350	48	1200
84	2100	78	1950	72	1800	66	1650	60	1500
96	2400	90	2250	84	2100	78	1950	72	1800

Ordering Information

MegaShear™ Replacement Blades

BLADE WIDTH		ORDERING NUMBER	ITEM CODE	WT. LBS.
in.	mm			
18	450	MRB18	77531	28.9
24	600	MRB24	77532	38.5
30	750	MRB30	77533	48.1
36	900	MRB36	77534	57.8
42	1050	MRB42	77535	67.4
48	1200	MRB48	77536	77.0
54	1350	MRB54	77537	86.6
60	1500	MRB60	77538	96.3
66	1650	MRB66	77539	105.9
72	1800	MRB72	77540	115.5
78	1950	MRB78	77541	125.1
84	2100	MRB84	77542	134.7
90	2250	MRB90	77543	144.3

Other blade sizes available upon request.

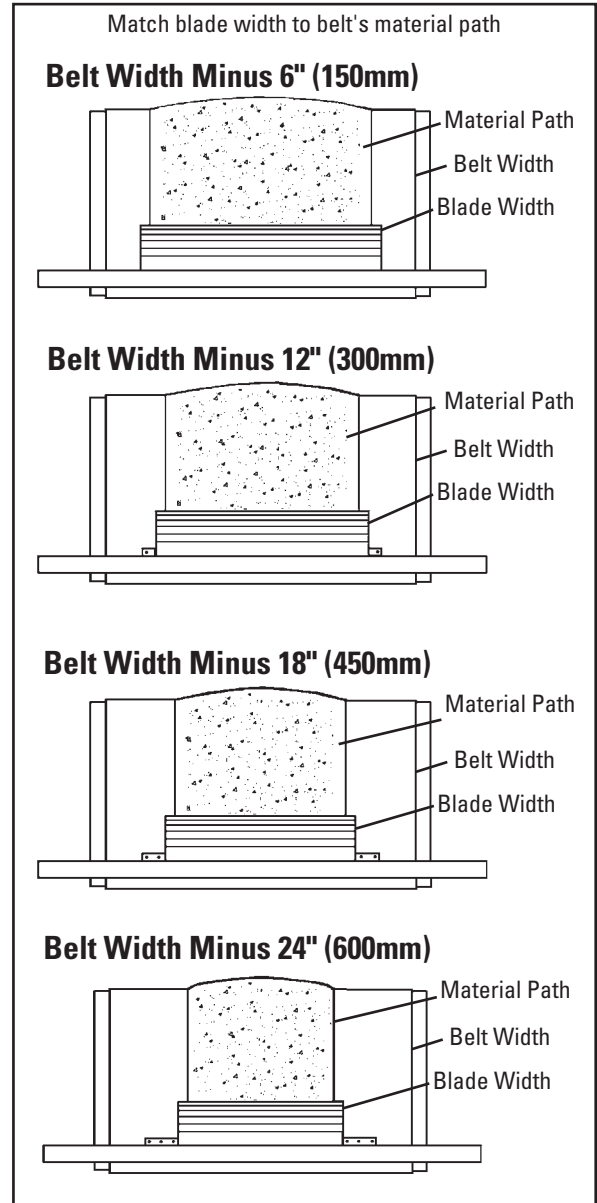
Lead time: 1 working day

Call for pricing and lead time

Product Notes:

- A molded-in wear line indicates when the blade is worn out and needs to be replaced.
- Faceted blade profile: Renews its cleaning edge as the blade wears.
- MegaShear™ blades are made of a special long-wearing polyurethane.
- Quick blade replacement: Pull one pin, remove the old blade and slide the new one in.

U.S. Patent No. D482,508S

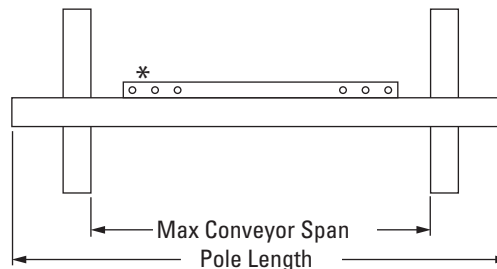


Specifications & Guidelines

Pole Length Specifications*

CLEANER SIZE		MAX OVERALL POLE LENGTH		CENTER POLE LENGTH		MAXIMUM CONVEYOR SPAN	
in.	mm	in.	mm	in.	mm	in.	mm
24	600	78	1950	24	600	66	1650
30	750	84	2100	30	750	72	1800
36	900	90	2250	36	900	78	1950
42	1050	96	2400	42	1050	84	2100
48	1200	102	2550	48	1200	90	2250
54	1350	108	2700	54	1350	96	2400
60	1500	114	2850	60	1500	102	2550
72	1800	126	3150	72	1800	114	2850
84	2100	138	3450	84	2100	126	3150
96	2400	150	3750	96	2400	138	3450

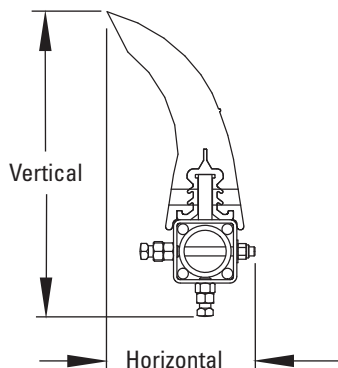
* For special extra long pole length requirements a Pole Extender Kit (#76024) is available that provides 30" (750mm) of extended pole length. Pole Diameter – 2-7/8" (73mm). (137)



*Each pole size can be used with a blade size either belt width minus 6" (150mm), belt width minus 12" (300mm), or belt width minus 18" (450mm).

Clearance Guidelines for Installation

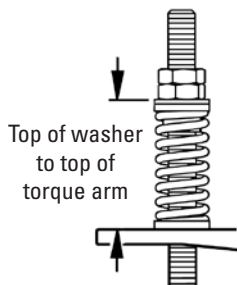
HORIZONTAL CLEARANCE REQUIRED		VERTICAL CLEARANCE REQUIRED	
in.	mm	in.	mm
8	200	19.5	488



Spring Length Chart

Blade Width	White Springs	Silver Springs	Red Springs
18"	5 3/4"	6 3/8"	6 1/2"
24"	5 3/8"	6 1/4"	6 3/8"
30"	5 1/8"	6 1/8"	6 3/8"
36"	4 3/4"	6 1/8"	6 1/4"
42"	4 1/2"	6"	6 1/4"
48"	N/A	5 7/8"	6 1/8"
54"	N/A	5 3/4"	6 1/8"
60"	N/A	5 3/4"	6"
66"	N/A	5 5/8"	6"
72"	N/A	5 1/2"	5 7/8"
78"	N/A	5 1/8"	5 7/8"
84"	N/A	N/A	5 3/4"
90"	N/A	N/A	5 5/8"
96"	N/A	N/A	5 1/2"
102"	N/A	N/A	5 1/2"

Shading indicates preferred spring option.



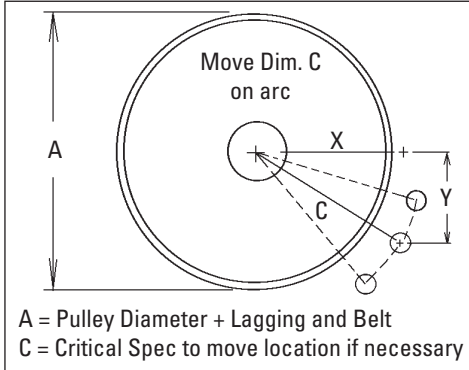
Pressure Chart (PAT)

Blade Width	PSI
18"	8#
24"	10#
30"	13#
36"	15#
42"	18#
48"	20#
54"	23#
60"	25#
66"	28#
72"	31#
78"	33#
84"	36#
90"	38#

Specifications:

- Maximum Belt Speed1500 FPM (7.5M/sec)
- Temperature Rating-30°F to 180°F (-35°C to 82°C)
- Minimum Pulley Diameter.....20" (500mm)
- Blade Height.....12.25" (306mm)
- Usable Blade Wear Length.....8" (200mm)
- Blade MaterialPolyurethane 90 durometer (proprietary blend for abrasion resistance and long wear)
- Available for Belt Widths24" to 96" (600 to 2400mm). Other sizes available upon request.
- CEMA Cleaner RatingClass 5

Pole Location Specs



X & Y Chart for Pole Location

Pulley Diameter (including belt and lagging)	X	Y	C
20"	10"	14-3/8"	17-1/2"
21"	10-1/2"	14-3/8"	17-3/4"
22"	11"	14-3/8"	18-1/8"
23"	11-1/2"	14-3/8"	18-3/8"
24"	12"	14-3/8"	18-3/4"
25"	12-1/2"	14-3/8"	19"
26"	13"	14-3/8"	19-3/8"
27"	13-1/2"	14-3/8"	19-3/4"
28"	14"	14-3/8"	20-1/8"
29"	14-1/2"	14-3/8"	20-3/8"
30"	15"	14-3/8"	20-3/4"
31"	15-1/2"	14-3/8"	21-1/8"
32"	16"	14-3/8"	21-1/2"
33"	16-1/2"	14-3/8"	21-7/8"
34"	17"	14-3/8"	22-1/4"
35"	17-1/2"	14-3/8"	22-5/8"
36"	18"	14-3/8"	23"
37"	18-1/2"	14-3/8"	23-3/8"
38"	19"	14-3/8"	23-7/8"
39"	19-1/2"	14-3/8"	24-1/4"
40"	20"	14-3/8"	24-5/8"
41"	20-1/2"	14-3/8"	25"
42"	21"	14-3/8"	25-1/2"
43"	21-1/2"	14-3/8"	25-7/8"
44"	22"	14-3/8"	26-1/2"

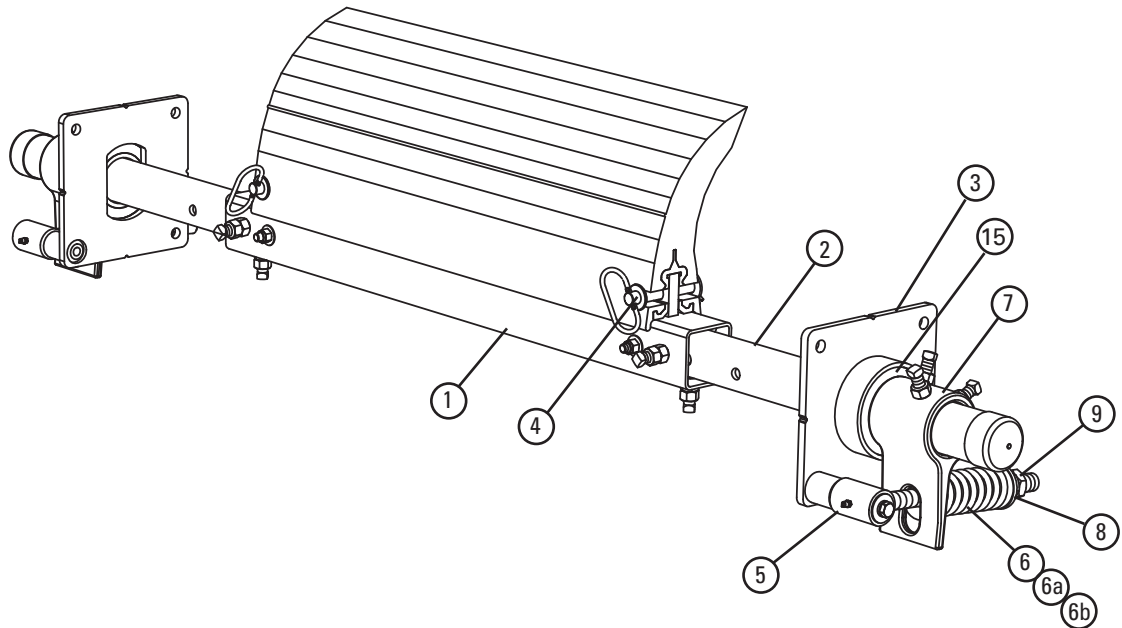
X & Y Chart for Pole Location

Pulley Diameter (including belt and lagging)	X	Y	C
45"	22-1/2"	14-3/8"	27"
46"	23"	14-3/8"	27 1/2"
47"	23-1/2"	14-3/8"	28"
48"	24"	14-3/8"	28 1/2"
49"	24-5/8"	14-3/8"	29"
50"	25-1/8"	14-3/8"	29 1/2"
51"	25-3/4"	14-3/8"	30"
52"	26-3/8"	14-3/8"	30 1/2"
53"	26-7/8"	14-3/8"	31"
54"	27-1/2"	14-3/8"	31 1/2"
55"	28-1/8"	14-3/8"	32"
56"	28-5/8"	14-3/8"	32 1/2"
57"	29-1/8"	14-3/8"	33"
58"	29-3/4"	14-3/8"	33 1/2"
59"	30-1/4"	14-3/8"	34"
60"	30-7/8"	14-3/8"	34 1/2"
61"	31-3/8"	14-3/8"	35"
62"	31-7/8"	14-3/8"	35 1/2"
63"	32-1/2"	14-3/8"	36"
64"	33"	14-3/8"	36 1/2"
65"	33-1/2"	14-3/8"	37"
66"	34-1/8"	14-3/8"	37 1/2"
67"	34-5/8"	14-3/8"	38"
68"	35-1/8"	14-3/8"	38 1/2"
69"	35-3/4"	14-3/8"	39"

X & Y Chart for Pole Location

Pulley Diameter (including belt and lagging)	X	Y	C
70"	36-1/4"	14-3/8"	39 1/2"
71"	36-3/4"	14-3/8"	40"
72"	37-3/8"	14-3/8"	40 1/2"
73"	37-7/8"	14-3/8"	41"
74"	38-3/8"	14-3/8"	41 1/2"
75"	38-7/8"	14-3/8"	42"
76"	39-1/2"	14-3/8"	42 1/2"
77"	40"	14-3/8"	43"
78"	40-1/2"	14-3/8"	43 1/2"
79"	41"	14-3/8"	44"
80"	41-5/8"	14-3/8"	44 1/2"
81"	42-1/8"	14-3/8"	45"
82"	42-5/8"	14-3/8"	45 1/2"
83"	43-1/8"	14-3/8"	46"
84"	43-3/4"	14-3/8"	46 1/2"

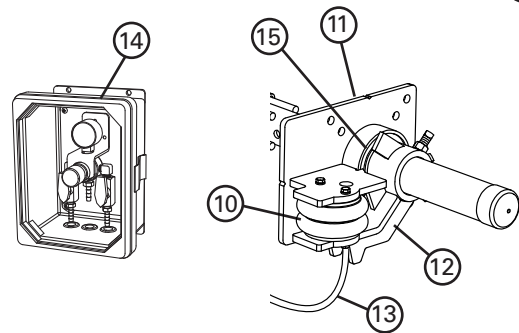
Replacement Parts List



Replacement Parts

REF	DESCRIPTION	ORDERING NUMBER	ITEM CODE	WT. LBS.
1	24" (600mm) Center Pole	MMPCP24	76458	34.4
	30" (750mm) Center Pole	MMPCP30	76459	43.0
	36" (900mm) Center Pole	MMPCP36	76460	51.6
	42" (1050mm) Center Pole	MMPCP42	76461	60.1
	48" (1200mm) Center Pole	MMPCP48	76462	68.7
	54" (1350mm) Center Pole	MMPCP54	76463	77.3
	60" (1500mm) Center Pole	MMPCP60	76464	85.9
	72" (1800mm) Center Pole	MMPCP72	76465	103.1
	84" (2100mm) Center Pole	MMPCP84	76808	120.3
	96" (2400mm) Center Pole	MMPCP96	77722	137.5
2	Extender Pole Kit (2 ea.)	MHP-EP	76392	54.0
3	Mounting Plate Kit* (2 ea.)	MHPMPK	77727	44.4
4	Blade Pin Kit* (1 ea.)	MHPBPK	77728	0.8
5	Torque Pivot Kit* (1 ea.)	PTPK	75897	7.0
6	Tension Spring - White (1 ea.) for blades 18" - 42" (450 - 1050mm)	PSTS-W	75898	1.7
6a	Tension Spring - Silver (1 ea.) for blades 48" - 78" (1200 - 1950mm)	PSTS-S	75899	3.0
6b	Tension Spring - Red (1 ea.) for blades 84" - 90" (2100 - 2250mm)	PSTS-R	77726	4.3
7	Torque Arm Kit* (1 ea.)	PSTA	75896	11.4
8	Bushing Kit (2 ea.)	QMTBK-W	76098	0.2
9	Jam Nut Kit PST Tensioner	JNK-D	79894	0.3
-	PST Spring Tensioner* - White (incl. 2 ea. Items 3, 5, 6, 7, & 8) for blades 18" - 42" (450 - 1050mm)	PST2-W	77723	86.1
-	PST Spring Tensioner* - Silver (incl. 2 ea. Items 3, 5, 6a, 7, & 8) for blades 48" - 78" (1200 - 1950mm)	PST2-S	77724	87.4
-	PST Spring Tensioner* - Red (incl. 2 ea. Items 3, 5, 6b, 7 & 8) for blades 84" - 90" (2100 - 2250mm)	PST2-R	77725	88.8

*Hardware Included
Lead Time: 1 working day



PAT Air & Nitrogen Tensioner Replacement Parts

REF	DESCRIPTION	ORDERING NUMBER	ITEM CODE	WT. LBS.
10	Air/Water Bag (1 ea.)	AWTMB	75905	3.8
11	Mounting Base (1 ea.)	AWTMB	75906	22.9
12	Torque Arm* (1 ea.)	AWTA	75907	11.6
13	Hose Kit (50' of hose and 6 hose clamps)	AWTHK	75909	6.7
14	PAT Control Box 60 psi	PACB60	78683	11.0
15	Pole Bearing Assy (for cleaners shipped after 4/2016)	AWTPBA	90000	2.3
-	PAT Kit- AWT Tensioner w/Control Box (includes 2 ea. Items 10, 11, 12 & 1 ea. Items 13, 14)	PAK	78705	86.2
-	AWT Air/Water Tensioner w/o Control Box (includes 2 each items 10, 11, 12 & 1 each item 13)	AWTNCB	76069	75.2

*Hardware Included
Lead time: 1 working day

Spring Tensioner Selection Chart

CLEANER BLADE WIDTH	77723 PST2-W	77724 PST2-S	77725 PST2-R
MegaShear 18" - 42" (450 - 1050mm)	X		
MegaShear 48" - 78" (1200 - 1950mm)		X	
MegaShear 84" - 90" (2100 - 2250mm)			X


Product Ordering Information

MHCP Heavy-Duty Cartridge Precleaner

MHCP HD Cartridge Precleaner with Spring Tensioner (PST)

BELT WIDTH		BLADE COVERAGE		ORDERING NUMBER	ITEM CODE	WT. LBS.
in.	mm	in.	mm			
24	600	18	450	MHCP-24S	75929	192.1
30	750	24	600	MHCP-30S	75930	207.2
36	900	30	750	MHCP-36S	75931	222.4
42	1050	36	900	MHCP-42S	75932	237.4
48	1200	42	1050	MHCP-48S	75933	252.5
54	1350	48	1200	MHCP-54S	75934	267.6
60	1500	54	1350	MHCP-60S	75935	282.7
72	1800	66	1650	MHCP-72S	75936	312.8
84	2100	78	1950	MHCP-84S	76800	364.9
96	2400	90	2250	MHCP-96S	78955	417.0

Lead time: 1 working day



MHCP HD Cartridge Precleaner with Portable Air Tensioner (PAT)

BELT WIDTH		BLADE COVERAGE		ORDERING NUMBER	ITEM CODE	WT. LBS.
in.	mm	in.	mm			
24	600	18	450	MHCP-24P	78723	192.2
30	750	24	600	MHCP-30P	78724	207.3
36	900	30	750	MHCP-36P	78725	222.4
42	1050	36	900	MHCP-42P	78726	237.4
48	1200	42	1050	MHCP-48P	78727	252.5
54	1350	48	1200	MHCP-54P	78728	267.6
60	1500	54	1350	MHCP-60P	78729	282.7
72	1800	66	1650	MHCP-72P	78730	312.8
84	2100	78	1950	MHCP-84P	78731	364.9
96	2400	90	2250	MHCP-96P	78959	417.0

Lead time: 1 working day



Tank sold separately. See 57 for options.

Optional Mounting Kits

DESCRIPTION	ORDERING NUMBER	ITEM CODE	WT. LBS.
Optional Mounting Bar Kit*	MMBK	75830	19.5
Mounting Plate Kit* (2 plates)	MMPK	76537	140.0

*Hardware Included

Lead time: 1 working day

Product Notes:

- Heavy-duty design with massive SuperShear™ blades for constant cleaning power on abusive beltlines.
- Blade width equals belt width minus 6" (150mm). Can be adjusted to belt's material path.
- Pole Length: Belt width plus 58" (1450mm). For longer requirements see Installation Accessories - Pole Extender Kit (137).
- Tensioner Options: 1) PST Spring Tensioner for self-adjusting tensioning with easy retensioning adjustments; 2) AWT Air/Water Tensioner for automatic tensioning throughout the life of the blades; 3) NT Nitrogen Tensioner for automatic tensioning with a nitrogen tank; 4) Portable Air Tensioner used for constant, automatic tension throughout the life of the blades. Can be used with site available air lines or with the add-on air tank.
- To make cleaner installation easier and quicker, see Optional Mounting Kits (137)

Product Ordering Information

Line Connections for Portable Air Tensioner

Air Tanks

ORDERING NUMBER	ITEM CODE	WT. LBS.
PAT1	78684	13.0
PAT2	78685	13.0



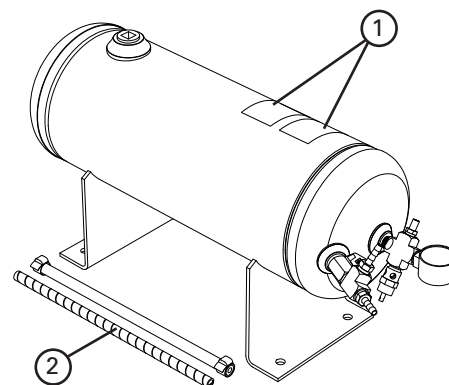
PAT1 (Single)



PAT2 (Dual)

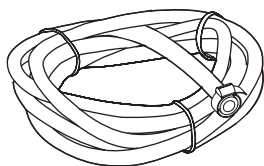
Replacement Parts List

REF	DESCRIPTION	ORDERING NUMBER	ITEM CODE	WT. LBS.
1	Tank Label Kit	PATLK	78791	0.1
2	Tank Hose Kit (incl. 1 ea. 10' hose and 1' poly spiral wrap, 2 hose clamps)	PATHK	78794	1.5



Product Notes:

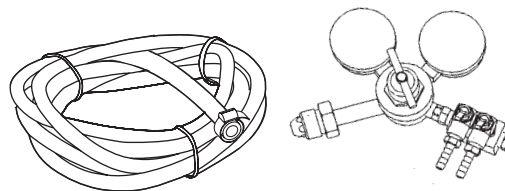
- For use with PAT cleaner assemblies and PAT control box.
- Single for applications with one cleaner, double for applications with two cleaners.
- 150# pop-off valve for safe pressurizing/charging of Air Tank.
- ASME construction.



Air Line Connection for Site-Accessible Air

ORDERING NUMBER	ITEM CODE	WT. LBS.
PATHK*	78794	1.5

* incl. 10' hose, 1' poly spiral wrap, 2 hose clamps



Nitrogen Tank Connection for Site-Provided Nitrogen Tank

ORDERING NUMBER	ITEM CODE	WT. LBS.
PANK*	78799	5.0

* incl. Nitrogen Regulator, 10' hose, 2 hose clamps

Optional Assemblies, Tensioners & Kits


MHCP Heavy-Duty Cartridge Precleaner

Blade/Pole Assemblies

(Includes blades, cartridge, center pole and 2 extender poles)

BELT WIDTH		ORDERING NUMBER	ITEM CODE	WT. LBS.
in.	mm			
24	600	MHCP-BPA24	75945	106.0
30	750	MHCP-BPA30	75946	121.1
36	900	MHCP-BPA36	75947	136.2
42	1050	MHCP-BPA42	75948	151.2
48	1200	MHCP-BPA48	75949	166.3
54	1350	MHCP-BPA54	75950	181.4
60	1500	MHCP-BPA60	75951	196.5
72	1800	MHCP-BPA72	75952	226.6
84	2100	MHCP-BPA84	76809	264.4
96	2400	MHCP-BPA96	78956	302.2

Lead time: 1 working day



Tensioners


(Includes tensioners for both pole ends)

DESCRIPTION	ORDERING NUMBER	ITEM CODE	WT. LBS.
PST Spring Tensioner - White for belts 24" - 48" (600-1200mm)	PST2-W	77723	86.1
PST Spring Tensioner - Silver for belts 54" - 96" (1350-2400mm)	PST2-S	77724	86.2
PST Spring Tensioner - Red for belts 96" (2400mm)	PST2-R	77725	86.2
PAT Kit- PAT Tensioner	PAK	78705	86.2

Lead time: 1 working day



PST Spring Tensioner



PAT Air Tensioner and Control Box


Blade Cartridge Kits

(Includes blades, cartridge, and mounting bolts)

BELT WIDTH		ORDERING NUMBER	ITEM CODE	WT. LBS.
in.	mm			
24	600	MHCP-BCK24	75953	33.0
30	750	MHCP-BCK30	75954	44.0
36	900	MHCP-BCK36	75955	55.0
42	1050	MHCP-BCK42	75956	66.0
48	1200	MHCP-BCK48	75957	77.0
54	1350	MHCP-BCK54	75958	88.0
60	1500	MHCP-BCK60	75959	99.0
72	1800	MHCP-BCK72	75960	121.0
84	2100	MHCP-BCK84	76810	141.2
96	2400	MHCP-BCK96	78957	161.4

NOTE: For easy blade changeout, remove cartridge with worn blades and replace with new blade cartridge kit. New blades can then be installed in the old cartridge for the next changeout.

Lead time: 1 working day



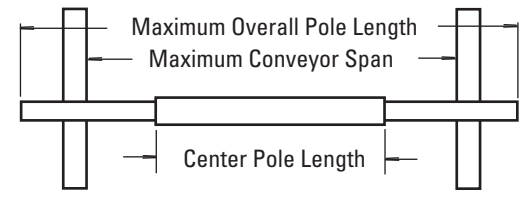
Blade Cartridge Kit

Specifications & Guidelines

Telescoping Pole Length Specifications

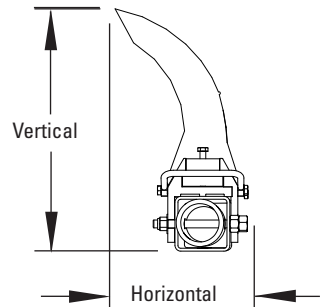
CLEANER SIZE		MAX OVERALL POLE LENGTH		CENTER POLE LENGTH		MAXIMUM CONVEYOR SPAN	
in.	mm	in.	mm	in.	mm	in.	mm
24	600	82	2050	28	700	66	1650
30	750	88	2200	34	850	72	1800
36	900	94	2350	40	1000	78	1950
42	1050	100	2500	46	1150	84	2100
48	1200	106	2650	52	1300	90	2250
54	1350	112	2800	58	1450	96	2400
60	1500	118	2950	64	1600	102	2550
72	1800	130	3250	76	1900	114	2850
84	2100	142	3550	88	2200	126	3150
96	2400	154	3850	100	2500	138	3450

Pole Diameter - 2-7/8" (73mm)

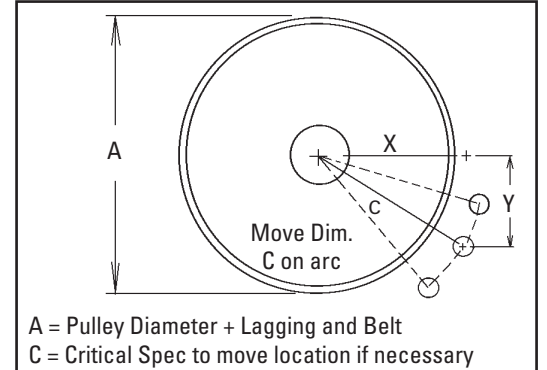


Clearance Guidelines for Installation

HORIZONTAL CLEARANCE REQUIRED		VERTICAL CLEARANCE REQUIRED	
in.	mm	in.	mm
7	175	19	475



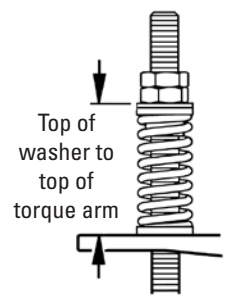
Pole Location Specs



Spring Length Chart

Blade Width	White Springs	Silver Springs	Red Springs
18"	5 3/4"	6 3/8"	6 1/2"
24"	5 3/8"	6 1/4"	6 3/8"
30"	5 1/8"	6 1/8"	6 3/8"
36"	4 3/4"	6 1/8"	6 1/4"
42"	4 1/2"	6"	6 1/4"
48"	N/A	5 7/8"	6 1/8"
54"	N/A	5 3/4"	6 1/8"
60"	N/A	5 3/4"	6"
66"	N/A	5 5/8"	6"
72"	N/A	5 1/2"	5 7/8"
78"	N/A	5 1/8"	5 7/8"
84"	N/A	N/A	5 3/4"
90"	N/A	N/A	5 5/8"
96"	N/A	N/A	5 1/2"
102"	N/A	N/A	5 1/2"

Shading indicates preferred spring option.



Air/Water or Nitrogen Pressure Chart

BLADE WIDTH	BLADES	PSI
18"	3	8#
24"	4	10#
30"	5	13#
36"	6	15#
42"	7	18#
48"	8	20#
54"	9	23#
60"	10	25#
66"	11	28#
72"	12	31#
78"	13	33#
84"	14	36#
90"	15	38#

PSI setting is based on the number of blades on the cleaner, not the belt width.

Pole Location Chart

A	X	Y	C
20"	10"	14 3/8"	17 1/2"
21"	10 1/2"	14 3/8"	17 3/4"
22"	11"	14 3/8"	18 1/8"
23"	11 1/2"	14 3/8"	18 3/8"
24"	12"	14 3/8"	18 3/4"
25"	12 1/2"	14 3/8"	19"
26"	13"	14 3/8"	19 3/8"
27"	13 1/2"	14 3/8"	19 3/4"
28"	14"	14 3/8"	20 1/8"
29"	14 1/2"	14 3/8"	20 3/8"
30"	15"	14 3/8"	20 3/4"
31"	15 1/2"	14 3/8"	21 1/8"
32"	16"	14 3/8"	21 1/2"
33"	16 1/2"	14 3/8"	21 7/8"
34"	17"	14 3/8"	22 1/4"
35"	17 1/2"	14 3/8"	22 5/8"
36"	18"	14 3/8"	23"
37"	18 1/2"	14 3/8"	23 3/8"
38"	19"	14 3/8"	23 7/8"
39"	19 1/2"	14 3/8"	24 1/4"
40"	20"	14 3/8"	24 5/8"
41"	20 1/2"	14 3/8"	25"
42"	21"	14 3/8"	25 1/2"
43"	21 1/2"	14 3/8"	25 7/8"
44"	22 1/4"	14 3/8"	26 1/2"
45"	22 7/8"	14 3/8"	27"
46"	23 1/2"	14 3/8"	27 1/2"
47"	24"	14 3/8"	28"
48"	24 5/8"	14 3/8"	28 1/2"

Specifications:

- Maximum Belt Speed 1200 FPM (6M/sec)
- Temperature Rating -30°F to 180°F (-35°C to 82°C)
- Minimum Pulley Diameter..... 20" (500mm)
- Blade Height..... 14" (350mm)
- Usable Blade Wear Length..... 8" (200mm)
- Blades Polyurethane (proprietary blend for abrasion resistance and long wear)
- Available for Belt Widths 24" to 96" (600 to 2400mm).
Other sizes available upon request
- CEMA Cleaner Rating Class 5

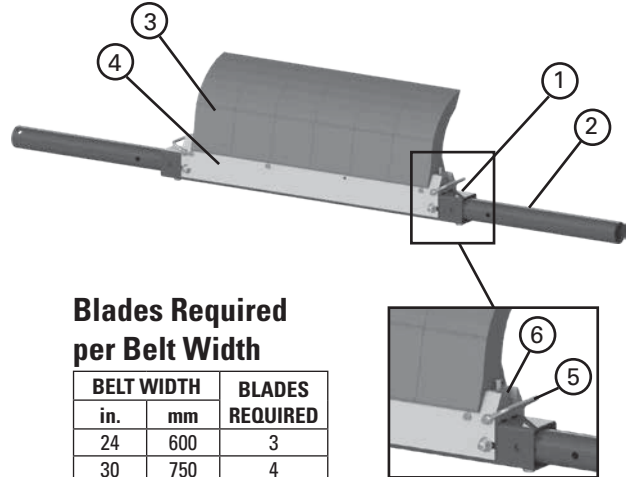
Replacement Parts List

MHCP Heavy-Duty Cartridge Precleaner

Replacement Parts List

REF	DESCRIPTION	ORDERING NUMBER	ITEM CODE	WT. LBS.
1	24" (600mm) Center Pole*	MHP-CP24	75961	19.0
	30" (750mm) Center Pole*	MHP-CP30	75962	23.1
	36" (900mm) Center Pole*	MHP-CP36	75963	27.2
	42" (1050mm) Center Pole*	MHP-CP42	75964	31.2
	48" (1200mm) Center Pole*	MHP-CP48	75965	35.3
	54" (1350mm) Center Pole*	MHP-CP54	75966	39.4
	60" (1500mm) Center Pole*	MHP-CP60	75967	43.5
	72" (1800mm) Center Pole*	MHP-CP72	75968	51.6
	84" (2100mm) Center Pole*	MHP-CP84	76811	60.2
96" (2400mm) Center Pole*	MHP-CP96	78958	68.8	
2	MHCP Extender Poles (2 ea.)	MHP-EP	76392	54.0
3	SuperShear™ Blade	SSRB	75978	6.6
4	24" (600mm) 2-Piece Blade Cartridge*	MHCP-2BC24	76638	13.2
	30" (750mm) 2-Piece Blade Cartridge*	MHCP-2BC30	76639	17.6
	36" (900mm) 2-Piece Blade Cartridge*	MHCP-2BC36	76640	22.0
	42" (1050mm) 2-Piece Blade Cartridge*	MHCP-2BC42	76641	26.4
	48" (1200mm) 2-Piece Blade Cartridge*	MHCP-2BC48	76642	30.8
	54" (1350mm) 2-Piece Blade Cartridge*	MHCP-2BC54	76643	35.2
	60" (1500mm) 2-Piece Blade Cartridge*	MHCP-2BC60	76644	39.6
	72" (1800mm) 2-Piece Blade Cartridge*	MHCP-2BC72	76645	48.4
	84" (2100mm) 2-Piece Blade Cartridge*	MHCP-2BC84	76812	56.5
96" (2400mm) 2-Piece Blade Cartridge*	MHCP-2BC96	78986	64.6	
5	MHCP Cartridge Handle*	MHCP-CH	76393	0.4
6	MHCP Cartridge Blade Stop*	MHCP-BS	76394	0.4

*Hardware Included Lead time: 1 working day



Blades Required per Belt Width

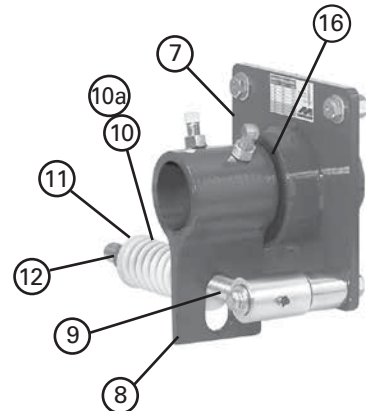
BELT WIDTH		BLADES REQUIRED
in.	mm	
24	600	3
30	750	4
36	900	5
42	1050	6
48	1200	7
54	1350	8
60	1500	9
72	1800	11
84	2100	13
96	2400	15

Blades and cartridges can be purchased separately (see chart at left) or preassembled as a Blade Cartridge Kit (58).

PST Spring Tensioner Replacement Parts

REF	DESCRIPTION	ORDERING NUMBER	ITEM CODE	WT. LBS.
7	Mounting Plate Kit* (2 ea.)	MHPMPK	77727	44.4
8	Torque Arm* (1 ea.)	PSTA	75896	11.4
9	Torque Pivot Kit (1 ea.) (no spring)	PTPK	75897	7.0
10	Tension Spring - White (1 ea.) for belts 24" - 48" (600-1200mm)	PSTS-W	75898	1.7
10a	Tension Spring - Silver (1 ea.) for belts 54" - 84" (1350-2100mm)	PSTS-S	75899	3.0
10b	Tension Spring - Red (1 ea.) for belts 96" (2400mm)	PSTS-R	77726	3.0
11	Bushing Kit (2 ea.) (for White, Silver, & Red Tensioners)	QMTBK-W	76098	0.2
12	Jam Nut Kit PST Tensioner	JNK-D	79894	0.3
-	PST Spring Tensioner* - White (includes 2 each items 7, 8, 9, 10 & 11) for belts 24" - 48" (600-1200mm)	PST2-W	77723	86.1
-	PST Spring Tensioner* - Silver (includes 2 each items 7, 8, 9, 10a & 11) for belts 54" - 84" (1350-2100mm)	PST2-S	77724	86.2
-	PST Spring Tensioner* - Red (incl. 2 each items 7, 8, 9, 10b & 11 for belts 96" (2400mm)	PST-R	77725	86.2

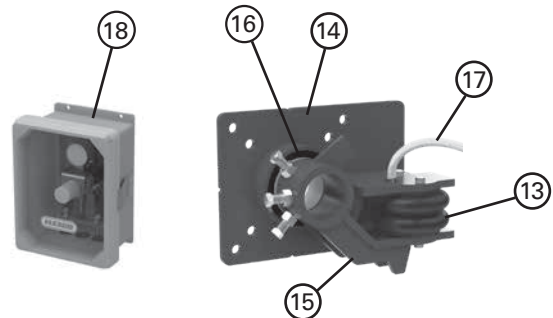
*Hardware Included Lead time: 1 working day



Air/Water Tensioner Replacement Parts

REF	DESCRIPTION	ORDERING NUMBER	ITEM CODE	WT. LBS.
13	Air/Water Bag (1 ea.)	AWTB	75905	3.8
14	Mounting Base (1 ea.)	AWTMB	75906	22.9
15	Torque Arm* (1 ea.)	AWTA	75907	11.6
16	Pole Bearing Assy (for cleaners shipped after 4/2016)	AWTPBA	90000	2.3
17	Hose Kit (50' of hose and 6 hose clamps)	AWTHK	75909	6.7
-	AWT Air/Water Tensioner w/o Control Box (includes 2 each items 12, 13, 14 & 1 each item 15)	AWTNCB	76069	75.2
18	PAT Control Box 60 psi	PACB60	78683	11.0
-	PAT Kit- PAT Tensioner (includes 2 each items 12, 13, 14 & 1 each items 15 & 16)	PAK	78705	86.2

*Hardware Included Lead time: 1 working day



NOTE: For 0.00 pricing, please contact the Chile office for quotation.

Product Ordering Information

MXP Extreme-Duty Precleaner Belt Width -6" (150mm) with Spring Tensioner (XDST)

BELT WIDTH		BLADE COVERAGE		ORDERING NUMBER	ITEM CODE	WT. LBS.
in.	mm	in.	mm			
42	1050	36	900	MXP-642	90393	659.0
48	1200	42	1050	MXP-648	90394	700.0
54	1350	48	1200	MXP-654	90395	742.0
60	1500	54	1350	MXP-660	90396	783.0
72	1800	66	1650	MXP-672	90397	869.0
84	2100	78	1950	MXP-684	90398	953.0
96	2400	90	2250	MXP-696	90399	1036.0
108	2700	102	2550	MXP-6108	90642	1120.0
120	3000	114	2850	MXP-6120	90400	1207.0

Lead time: 2 weeks



MXP Extreme-Duty Precleaner Belt Width -12" (300mm) with Spring Tensioner (XDST)

BELT WIDTH		BLADE COVERAGE		ORDERING NUMBER	ITEM CODE	WT. LBS.
in.	mm	in.	mm			
42	1050	30	750	MXP-1242	90581	636.0
48	1200	36	900	MXP-1248	90582	679.0
54	1350	42	1050	MXP-1254	90583	720.0
60	1500	48	1200	MXP-1260	90584	763.0
72	1800	60	1500	MXP-1272	90585	849.0
84	2100	72	1800	MXP-1284	90586	933.0
96	2400	84	2100	MXP-1296	90587	1016.0
108	2700	96	2400	MXP-12108	90643	1100.0
120	3000	108	2700	MXP-12120	90588	1187.0

Lead time: 2 weeks

Replacement UltraShear™ Blades

BLADE WIDTH		ORDERING NUMBER	ITEM CODE	WT. LBS.
in.	mm			
6	150	USB6	90410	20.0
12	300	USB12	90409	40.0

Lead time: 1 working day



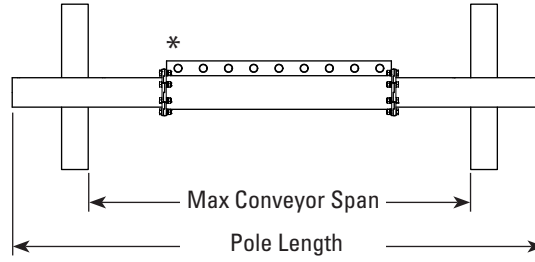
Product Notes:

- Heavy-duty design with massive UltraShear™ blades for constant cleaning power on abusive beltlines.
- Blade width options for belt width minus 6" (150mm) or belt width minus 12" (300mm). Can be adjusted to belt's material path.
- Pole Length: Belt width plus 79" (2000mm).
- Tensioner: XDST Spring Tensioner
- To make cleaner installation easier and quicker, see Optional Mounting Kits (137).

Specifications & Guidelines

Pole Length Specifications*

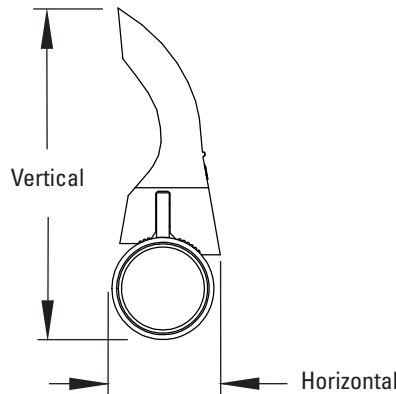
CLEANER SIZE		MAX OVERALL POLE LENGTH		CENTER POLE LENGTH		MAXIMUM CONVEYOR SPAN	
in.	mm	in.	mm	in.	mm	in.	mm
42	1050	121	3050	48	1200	105	2667
48	1200	127	3200	54	1350	111	2819
54	1350	133	3350	60	1500	117	2972
60	1500	139	3500	66	1650	123	3124
72	1800	151	3800	78	1950	135	3429
84	2100	163	4100	90	2250	147	3734
96	2400	175	4400	102	2550	159	4039
108	2700	187	4700	114	2850	171	4343
120	3000	199	5000	126	3150	183	4648



* 6" and 12" (150mm and 300mm) blade segments can be configured to match material path.

Clearance Guidelines for Installation

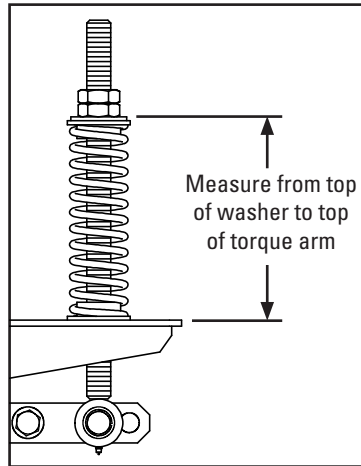
HORIZONTAL CLEARANCE REQUIRED		VERTICAL CLEARANCE REQUIRED	
in.	mm	in.	mm
12	300	27 1/2	700



Spring Length Chart

BELT WIDTH		BLADE COVERAGE		NO. OF BLADES	PURPLE SPRINGS		WHITE SPRINGS		BLACK SPRINGS	
in.	mm	in.	mm		in.	mm	in.	mm	in.	mm
BELT WIDTH MINUS 6" (150mm)										
42	1050	36	900	3	10	255	N/A	N/A	N/A	N/A
48	1200	42	1050	3.5	9 1/2	240	10 7/8	280	N/A	N/A
54	1350	48	1200	4	9	230	10 5/8	270	N/A	N/A
60	1500	54	1350	4.5	8 1/2	215	10 3/8	265	N/A	N/A
72	1800	66	1650	5.5	7 5/8	195	9 7/8	250	N/A	N/A
84	2100	78	1950	6.5	6 3/4	170	9 3/8	240	10 3/4	270
96	2400	90	2250	7.5	5 3/4	145	8 7/8	225	10 3/8	265
108	2700	102	2550	8.5	N/A	N/A	8 3/8	210	10 1/8	255
120	3000	114	2850	9.5	N/A	N/A	7 7/8	200	9 3/4	250
BELT WIDTH MINUS 12" (300mm)										
42	1050	30	750	2.5	10 3/8	265	N/A	N/A	N/A	N/A
48	1200	36	900	3	10	255	11 1/4	285	N/A	N/A
54	1350	42	1050	3.5	9 1/2	240	10 7/8	280	N/A	N/A
60	1500	48	1200	4	9	230	10 5/8	270	N/A	N/A
72	1800	60	1500	5	8 1/8	205	10 1/8	260	N/A	N/A
84	2100	72	1800	6	7 1/8	180	9 5/8	245	N/A	N/A
96	2400	84	2100	7	6 1/4	160	9 1/8	230	10 1/2	270
108	2700	96	2400	8	N/A	N/A	8 5/8	220	10 1/4	260
120	3000	108	2700	9	N/A	N/A	8 1/8	205	9 7/8	250

Shading indicates preferred spring option.

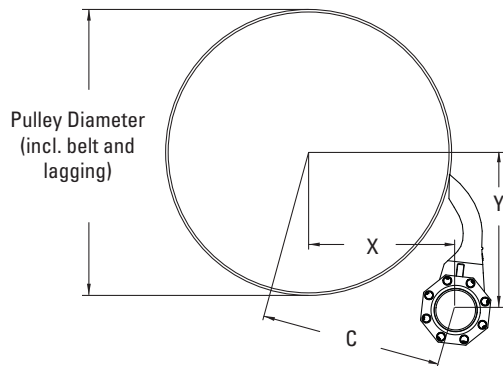


Specifications:

- Maximum Belt Speed2000 FPM (10 M/sec)
- Temperature Rating-30°F to 275°F (-35°C to 135°C)
- Minimum Pulley Diameter.....48" (1200mm)
- Blade Height.....19-3/8" (490mm)
- Usable Blade Wear Length.....11-1/2" (290mm)
- Blade MaterialPolyurethane 93 durometer (proprietary blend for abrasion resistance and long wear)
- Available for Belt Widths42" to 120" (1050 to 3000mm). Other sizes available upon request.
- CEMA Cleaner RatingClass 5

Specifications & Guidelines

Pole Location Specs



IMPERIAL X & Y Chart for Pole Location

Pulley Diameter (including belt and lagging)	X	Y	C
48	20 1/2	26 1/4	33 1/4
49	21	26 3/8	33 5/8
50	21 1/2	26 3/8	34
51	22	26 1/2	34 3/8
52	22 1/2	26 5/8	34 3/4
53	23	26 5/8	35 1/8
54	23 1/2	26 3/4	35 5/8
55	24	26 7/8	36
56	24 1/2	26 7/8	36 3/8
57	24 7/8	27	36 3/4
58	25 3/8	27 1/8	37 1/8
59	25 7/8	27 1/8	37 1/2
60	26 3/8	27 1/4	38
61	26 7/8	27 3/8	38 3/8
62	27 3/8	27 1/2	38 3/4
63	27 7/8	27 1/2	39 1/8
64	28 3/8	27 5/8	39 5/8
65	28 7/8	27 3/4	40
66	29 3/8	27 3/4	40 3/8
67	29 7/8	27 7/8	40 7/8
68	30 3/8	28	41 1/4
69	30 7/8	28	41 3/4
70	31 3/8	28 1/8	42 1/8
71	31 7/8	28 1/4	42 1/2
72	32 3/8	28 1/4	43

X & Y Chart for Pole Location (cont.)

Pulley Diameter (including belt and lagging)	X	Y	C
73	32 3/4	28 3/8	43 3/8
74	33 1/4	28 1/2	43 7/8
75	33 3/4	28 5/8	44 1/4
76	34 1/4	28 5/8	44 3/4
77	34 3/4	28 3/4	45 1/8
78	35 1/4	28 7/8	45 1/2
79	35 3/4	28 7/8	46
80	36 1/4	29	46 3/8
81	36 3/4	29 1/8	46 7/8
82	37 1/4	29 1/8	47 1/4
83	37 3/4	29 1/4	47 3/4
84	38 1/4	29 3/8	48 1/4
85	38 3/4	29 1/2	48 5/8
86	39 1/4	29 1/2	49 1/8
87	39 3/4	29 5/8	49 1/2
88	40 1/4	29 3/4	50
89	40 3/4	29 3/4	50 3/8
90	41 1/8	29 7/8	50 7/8
91	41 5/8	30	51 3/8
92	42 1/8	30	51 3/4
93	42 5/8	30 1/8	52 1/4
94	43 1/8	30 1/4	52 5/8
95	43 5/8	30 1/4	53 1/8
96	44 1/8	30 3/8	53 5/8

METRIC

X & Y Chart for Pole Location

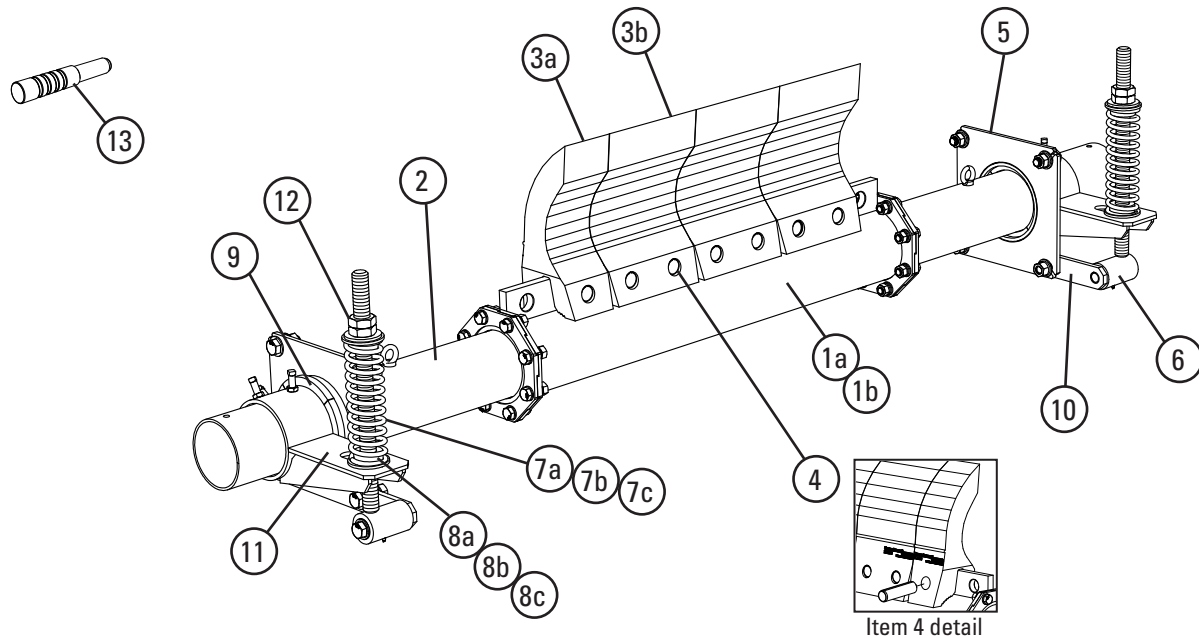
Pulley Diameter (including belt and lagging)	X	Y	C
1225	520	665	845
1250	535	670	855
1275	545	670	865
1300	560	675	875
1325	570	675	885
1350	585	675	895
1375	595	680	905
1400	610	680	915
1425	620	685	925
1450	635	685	935
1475	645	690	945
1500	660	690	955
1525	670	695	965
1550	685	695	975
1575	695	695	985
1600	710	700	995
1625	720	700	1005
1650	735	705	1015
1675	745	705	1025
1700	760	710	1040
1725	770	710	1050
1750	785	710	1060
1775	795	715	1070
1800	810	715	1080
1825	820	720	1090

X & Y Chart for Pole Location (cont.)

Pulley Diameter (including belt and lagging)	X	Y	C
1850	835	720	1100
1875	845	725	1115
1900	860	725	1125
1925	870	730	1135
1950	885	730	1145
1975	895	730	1155
2000	910	735	1170
2025	920	735	1180
2050	935	740	1190
2075	945	740	1200
2100	960	745	1215
2125	970	745	1225
2150	985	750	1235
2175	995	750	1245
2200	1010	750	1260
2225	1020	755	1270
2250	1035	755	1280
2275	1045	760	1290
2300	1060	760	1305
2325	1070	765	1315
2350	1085	765	1325
2375	1095	770	1340
2400	1110	770	1350
2425	1120	770	1360

Replacement Parts List

MXP
Extreme-Duty Precleaner



Replacement Poles

REF	DESCRIPTION	ORDERING NUMBER	ITEM CODE	WT. LBS.
1a	42" (1050mm) Center Pole BW-6	MXPP-642	90589	177.0
	48" (1200mm) Center Pole BW-6	MXPP-648	90590	198.0
	54" (1350mm) Center Pole BW-6	MXPP-654	90591	218.0
	60" (1500mm) Center Pole BW-6	MXPP-660	90592	239.0
	72" (1800mm) Center Pole BW-6	MXPP-672	90593	280.0
	84" (2100mm) Center Pole BW-6	MXPP-684	90594	320.0
	96" (2400mm) Center Pole BW-6	MXPP-696	90595	361.0
	108" (2700mm) Center Pole BW-6	MXPP-6108	90644	402.0
1b	120" (3000mm) Center Pole BW-6	MXPP-6120	90596	443.0
	42" (1050mm) Center Pole BW-12	MXPP-1242	90622	178.0
	48" (1200mm) Center Pole BW-12	MXPP-1248	90623	198.0
	54" (1350mm) Center Pole BW-12	MXPP-1254	90624	219.0
	60" (1500mm) Center Pole BW-12	MXPP-1260	90625	239.0
	72" (1800mm) Center Pole BW-12	MXPP-1272	90626	280.0
	84" (2100mm) Center Pole BW-12	MXPP-1284	90627	321.0
	96" (2400mm) Center Pole BW-12	MXPP-1296	90628	362.0
2	108" (2700mm) Center Pole BW-12	MXPP-12108	90645	401.0
	120" (3000mm) Center Pole BW-12	MXPP-12120	90629	442.0
2	Extreme Duty Pole Ends* (pair)	MXPPE	90598	133.0

*Hardware Included
 Lead Time: 2 weeks

Spring Tensioner Selection Chart

CLEANER BLADE WIDTH	90612 XDST-P	90611 XDST-W	90613 XDST-B
UltraShear 42" – 60" (1050 – 1500mm)	X		
UltraShear 72" – 108" (1800 – 2700mm)		X	
UltraShear 120" (3000mm)			X

Replacement Parts

REF	DESCRIPTION	ORDERING NUMBER	ITEM CODE	WT. LBS.
3a	UltraShear Blade 6" (150mm)	USB6	90410	20.0
3b	UltraShear Blade 12" (300mm)	USB12	90409	40.0
4	UltraShear Blade Pin (1 ea.)	USBP	90411	1.0
5	XDST Mounting Plate Kit* (2 ea.)	XDSTMPK	90599	64.0
6	XDST Pivot Arm Kit* (1 ea.)	XDSTPAK	90600	20.0
7a	XDST Tension Spring - Purple (1 ea.) for blades 42" - 60" (1050 - 1500mm)	XDSTS-P	90602	10.0
7b	XDST Tension Spring - White (1 ea.) for blades 72" - 108" (1800 - 2700mm)	XDSTS-W	90601	13.0
7c	XDST Tension Spring - Black (1 ea.) for blades 120" (3000mm)	XDSTS-B	90603	17.0
8a	XDST Bushing Kit - Purple (2 ea.)	XDSTBK-P	90605	0.5
8b	XDST Bushing Kit - White (2 ea.)	XDSTBK-W	90604	0.5
8c	XDST Bushing Kit - Black (2 ea.)	XDSTBK-B	90606	0.5
9	MXP Pole Bearing Kit (8 segments) Replacements for both tensioners	MXPPBK	90607	2.5
10	XDST Pivot Shaft Bracket* (1 ea.)	XDSTPSBK	90608	15.0
11	XDST Torque Arm Kit* (1 ea.)	XDSTTAK	90609	15.0
12	XDST Jam Nut Kit (2 nuts, 1 washer)	XDSTJNK	90610	1.0
13	USB Blade Pin Removal Tool	USBBRP	90412	9.0
-	XDST Spring Tensioner* - Purple (incl. 1 ea. items 5, 9; 2 ea. items 6,7a,8a,10,11,12) for blades 42" - 60" (1050 - 1500mm)	XDST-P	90612	206.0
-	XDST Spring Tensioner* - White (incl. 1 ea. items 5, 9; 2 ea. items 6,7b,8b,10,11,12) for blades 72" - 108" (1800 - 2700mm)	XDST-W	90611	212.0
-	XDST Spring Tensioner* - Black (incl. 1 ea. items 5, 9; 2 ea. items 6,7c,8c,10,11,12) for blades 120" (3000mm)	XDST-B	90613	220.0

*Hardware Included
 Lead Time: 1 working day

NOTE: For 0.00 pricing, please contact the Chile office for quotation.


Product Ordering Information

HV2 Segmented Blade Precleaner

HV2 Precleaners with V-Tips

BELT WIDTH		V-TIP SIZE	ORDERING NUMBER	ITEM CODE	WT. LBS.
in.	mm				
18	450	SS	HV2-18SS	79323	99.5
18	450	S	HV2-18S	79324	100.9
18	450	M	HV2-18M	79325	101.7
24	600	SS	HV2-24SS	79326	112.6
24	600	S	HV2-24S	79327	114.7
24	600	M	HV2-24M	79328	115.9
30	750	SS	HV2-30SS	79329	125.6
30	750	S	HV2-30S	79330	128.4
30	750	M	HV2-30M	79331	130.0
36	900	SS	HV2-36SS	79332	138.7
36	900	S	HV2-36S	79333	142.2
36	900	M	HV2-36M	79334	144.2
36	900	L	HV2-36L	79335	145.2
42	1050	SS	HV2-42SS	79336	151.8
42	1050	S	HV2-42S	79337	156.0
42	1050	M	HV2-42M	79338	158.4
42	1050	L	HV2-42L	79339	159.6
42	1050	LL	HV2-42LL	79340	163.8
48	1200	SS	HV2-48SS	79341	164.8
48	1200	S	HV2-48S	79342	169.7
48	1200	M	HV2-48M	79343	172.5
48	1200	L	HV2-48L	79344	173.9
48	1200	LL	HV2-48LL	79345	178.8
54	1350	S	HV2-54S	79346	183.5
54	1350	M	HV2-54M	79347	186.7
54	1350	L	HV2-54L	79348	188.3
54	1350	LL	HV2-54LL	79349	193.9
60	1500	S	HV2-60S	79350	197.3
60	1500	M	HV2-60M	79351	200.9
60	1500	L	HV2-60L	79352	202.7
60	1500	LL	HV2-60LL	79353	209.0
72	1800	S	HV2-72S	79354	216.2
72	1800	M	HV2-72M	79355	220.2
72	1800	L	HV2-72L	79356	222.2
72	1800	LL	HV2-72LL	79357	229.2

*NOTE: HV2 Tips must be used only on vulcanized belts.
 HV2 Suspension Arm size is determined by head pulley diameter - see chart.
 Additional sizes available upon request.
 Lead time: 1 working day



HV2 Precleaner
 • 2-7/8" (73mm) diameter pole.

Replacement HV2-Tips

ORDERING NUMBER	ITEM CODE	WT. LBS.
HV2T-S/S	79367	0.6
HV2PT	79368	0.8

Lead time: 1 working day

Replacement HV2 Suspension Arms

SIZE	ORDERING NUMBER	ITEM CODE	WT. LBS.
SS	H2SA6SS	79369	2.5
S	H2SA6S	79370	3.2
M	H2SA6M	79371	3.6
L	H2SA6L	79372	3.8
LL	H2SA6LL	79373	4.5

Lead time: 1 working day

HV2 Suspension Arm Size

HEAD PULLEY DIAMETER + BELT & LAGGING		HV2 ARM SIZE
in.	mm	
10 - 19	250-475	SS
20 - 31	500-775	S
32 - 39	800-975	M
40 - 47	1000-1175	L
48 - 67	1200-1675	LL

Tips Required per Cleaner Size

in.	18	24	30	36	42	48	54	60	72
mm	450	600	750	900	1050	1200	1350	1500	1800
HV2-Tips Required	2	3	4	5	6	7	8	9	11

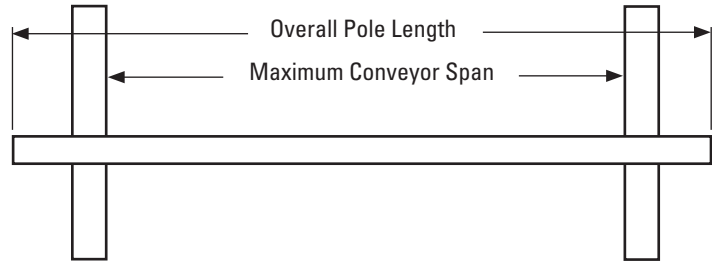
Specifications & Guidelines

HV2 Segmented Blade Precleaner

Pole Length Specifications*

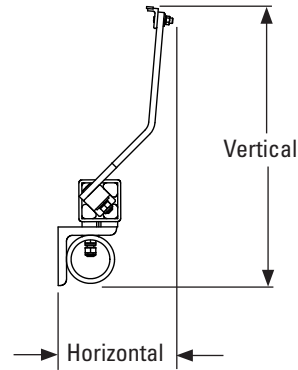
Cleaner Size		Pole Length		Maximum Conveyor Span	
in.	mm	in.	mm	in.	mm
18	450	66	1650	56	1400
24	600	72	1800	62	1550
30	750	78	1950	68	1700
36	900	84	2100	74	1850
42	1050	90	2250	80	2000
48	1200	96	2400	86	2150
54	1350	102	2550	92	2300
60	1500	108	2700	98	2450
72	1800	120	3000	110	2750

*For special extra long pole length requirements a Pole Extender Kit (#76024) is available that provides 30" (750mm) of extended pole length.
Pole Diameter – 2-7/8" (73mm) (137)



Clearance Guidelines for Installation

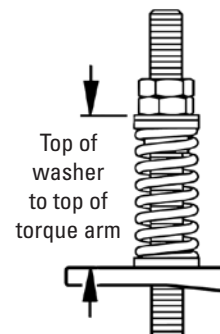
Suspension Arm Size	Horizontal Clearance Required		Vertical Clearance Required	
	in.	mm	in.	mm
SS	8-1/4	210	12-5/8	320
S	8-1/4	210	15-3/8	390
M	8-1/4	210	16-5/8	416
L	8-1/4	210	17-1/2	445
LL	8-1/4	210	20-1/8	511



HV2 Spring Length Chart (for optimal blade tensioning)

Belt Width		Tips	Spring Length									
			SS		S		M		L		LL	
in	mm		in	mm	in	mm	in	mm	in	mm	in	mm
18"	450	2	5 1/4"	133	4 7/8"	124	4 3/4"	121	4 1/2"	114	N/A	N/A
24"	600	3	4 1/2"	114	4 1/8"	105	5 3/4"	146	5 3/4"	146	N/A	N/A
30"	750	4	4 1/2"	114	4 1/8"	105	5 3/4"	146	5 3/4"	146	N/A	N/A
36"	900	5	5 3/4"	146	5 5/8"	143	5 1/2"	140	5 3/8"	137	N/A	N/A
42"	1050	6	5 5/8"	143	5 3/8"	137	5 1/4"	133	5 1/8"	130	4 3/4"	121
48"	1200	7	5 5/8"	143	5 3/8"	137	5 1/4"	133	5 1/8"	130	4 3/4"	121
54"	1350	8	N/A	N/A	5 1/8"	130	5	127	4 7/8"	124	6"	152
60"	1500	9	N/A	N/A	4 7/8"	124	6 1/8"	156	6"	152	5 7/8"	150
72"	1800	11	N/A	N/A	6"	152	6"	152	5 7/8"	150	5 3/4"	146

Purple Spring
 Silver Spring
 White Spring

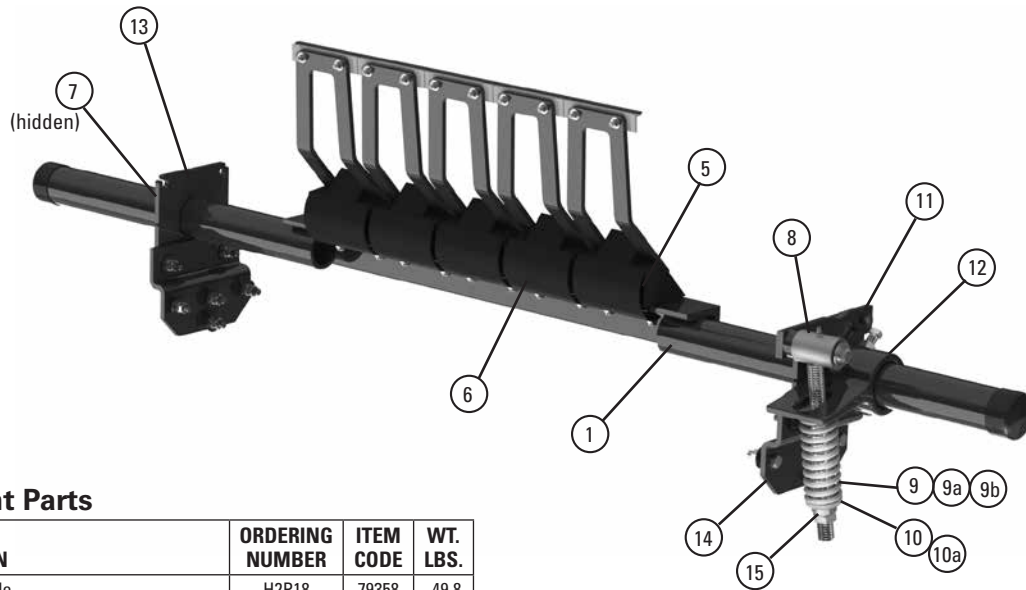


Specifications:

- Maximum Belt Speed1500 FPM (7.5M/sec)
- Temperature Rating-30°F to 180°F (-35°C to 82°C)
- Usable Blade Wear Length.....3/8" (9mm)
- Blade Material.....Long Life Tungsten Carbide
(for vulcanized belts only)
- Available for Belt Widths18" to 72" (450mm to 1800mm)
Other sizes available upon request
- CEMA Cleaner RatingClass 4

Replacement Parts List

HV2 Segmented Blade Precleaner



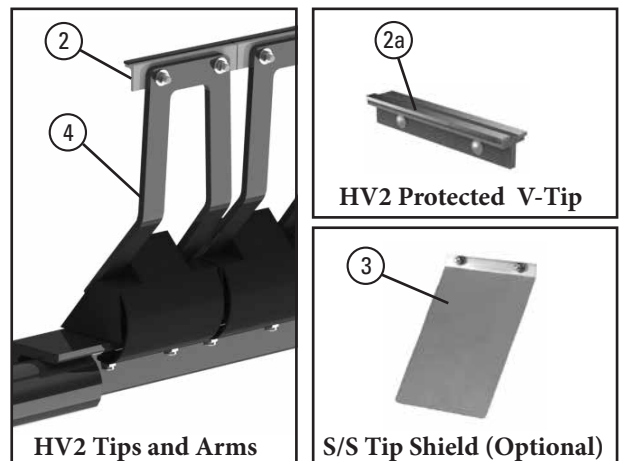
Replacement Parts

REF	DESCRIPTION	ORDERING NUMBER	ITEM CODE	WT. LBS.
1	18" (450mm) Pole	H2P18	79358	49.8
	24" (600mm) Pole	H2P24	79359	55.0
	30" (750mm) Pole	H2P30	79360	60.1
	36" (900mm) Pole	H2P36	79361	65.3
	42" (1050mm) Pole	H2P42	79362	70.5
	48" (1200mm) Pole	H2P48	79363	75.6
	54" (1350mm) Pole	H2P54	79364	80.8
	60" (1500mm) Pole	H2P60	79365	86.0
	72" (1800mm) Pole	H2P72	79366	96.3
2	HV2 Tip (6"/150mm Tip, 1 ea.)	HV2T-S/S	79367	0.6
2a	HV2 Protected V-Tip* (6"/150mm Tip, 1 ea.) (for vulcanized belts only) (for abusive wear)	HV2PT	79368	0.8
3	HV2-S/S Tip Shield (optional)	HV2SSTS	79375	0.5
4	HV2 SS Suspension Arm*	H2SA6SS	79369	2.5
	HV2 S Suspension Arm*	H2SA6S	79370	3.2
	HV2 M Suspension Arm*	H2SA6M	79371	3.6
	HV2 L Suspension Arm*	H2SA6L	79372	3.8
	HV2 LL Suspension Arm*	H2SA6LL	79373	4.5
5	HV2 Cushion	H2RC	79374	4.3
6	HV2 Polyurethane Cushion Cover	UHVC	79453	0.5
7	Pole Lock Collar* (1 ea.)	MSPPL	75816	1.9
8	Pivot Arm Kit* (1 ea.)	QMTPAK	76096	4.3
9a	Tension Spring - Purple (1 ea.)**	QMTS-P	75845	0.6
9b	Tension Spring - White (1 ea.)**	PSTS-W	75898	1.7
9c	Tension Spring - Silver (1 ea.)**	PSTS-S	75899	3.0
10a	Bushing Kit - Purple (2 ea.) (for Item 9a)	QMTBK-P	76097	0.1
10b	Bushing Kit - White (2 ea.) (for Items 9b & 9c)	QMTBK-W	76098	0.2
11	Pivot Shaft Bracket Kit* (1 ea.)	QMTPSBK	76099	4.3
12	Torque Arm Kit* (1 ea.)	PSTA	75896	11.4
13	Mounting Plate Kit* (2 ea.)	MSPMPK	75811	8.3
14	Offset Bracket Kit* (1 ea.)	HOBK	76399	12.4
15	Jam Nut Kit QMT Tensioner	JNK-C	79893	0.3
-	QMT Spring Tensioner* - Purple (incl. 1 ea. Items 9a, 10a, 11, 12, 13)	QMT-P	76074	20.4
-	QMT Spring Tensioner* - White (incl. 1 ea. Items 9b, 10b, 11, 12, 13)	QMT-W	76075	21.8
-	QMT Spring Tensioner* - Silver (incl. 1 ea. Items 9c, 10b, 11, 12, 13)	QMT-S	79039	20.3

*Hardware included

Note: All poles and tensioners are heavy-duty style.

Lead time: 1 working day



Spring Tensioner Selection Chart

HV2 Precleaner Size	76074 QMT-P	76075 QMT-W	76402 QMT-S
18" SS,S,M; 24" S,S; 30" SS,S	X		
24" M; 30" M; 36" SS-L; 42" SS-L; 48" SS-LL; 54" S-L; 60" S; 72" S		X	
54" LL; 60" M-LL; 72" M-LL			X

Tips Required per Cleaner Size

in.	18	24	30	36	42	48	54	60	72
mm	450	600	750	900	1050	1200	1350	1500	1800
HV2-Tips Required	2	3	4	5	6	7	8	9	11

Product Ordering Information

H-Type with XF2-Tips Segmented Blade Precleaner

H-Type® with XF2-Tips

BELT WIDTH		XF2-TIP SIZE	ORDERING NUMBER	ITEM CODE	WT. LBS.
in.	mm				
18	450	SS	HXF2-18SS	76138	32.0
18	450	S	HXF2-18S	76289	97.1
18	450	M	HXF2-18M	76290	97.9
24	600	SS	HXF2-24SS	76139	110.0
24	600	S	HXF2-24S	76291	111.2
24	600	M	HXF2-24M	76292	112.4
30	750	SS	HXF2-30SS	76140	113.8
30	750	S	HXF2-30S	76293	115.0
30	750	M	HXF2-30M	76294	116.2
36	900	SS	HXF2-36SS	76141	126.2
36	900	S	HXF2-36S	76295	127.8
36	900	M	HXF2-36M	76296	129.4
36	900	L	HXF2-36L	76297	130.6
42	1050	SS	HXF2-42SS	76142	138.6
42	1050	S	HXF2-42S	76298	140.6
42	1050	M	HXF2-42M	76299	142.6
42	1050	L	HXF2-42L	76300	144.1
48	1200	SS	HXF2-48SS	76143	142.4
48	1200	S	HXF2-48S	76301	144.4
48	1200	M	HXF2-48M	76302	146.4
48	1200	L	HXF2-48L	76303	147.9
54	1350	SS	HXF2-54SS	76144	154.8
54	1350	S	HXF2-54S	76304	157.2
54	1350	M	HXF2-54M	76305	161.7
54	1350	L	HXF2-54L	76306	163.5
60	1500	S	HXF2-60S	76145	196.2
60	1500	M	HXF2-60M	76307	199.0
60	1500	L	HXF2-60L	76308	201.1
72	1800	S	HXF2-72S	76146	216.8
72	1800	M	HXF2-72M	76309	220.0
72	1800	L	HXF2-72L	76310	222.4

*NOTE: XF2-Tips must be used on mechanically spliced belts. Can be used on vulcanized belts.
XF2-Tip size is determined by head pulley diameter - see chart.
Additional sizes available upon request.
To order a cleaner with XF-Tips, call Customer Service.
Lead time: 1 working day

Tips Required per Cleaner Size

in.	18	24	30	36	42	48	54	60	72
mm	450	600	750	900	1050	1200	1350	1500	1800
XF2-Tips Required	2	3	3	4	5	5	6	7	8



H-Type Precleaner with XF2-Tips

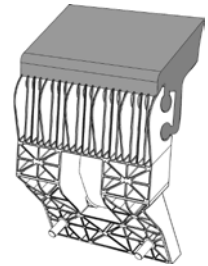
- 2 7/8" (73mm) diameter pole.

Replacement XF2-Tips

SIZE	ORDERING NUMBER	ITEM CODE	WT. LBS.
SS	HXF2-SS	75979	3.0
S	HXF2-S	75980	3.4
M	HXF2-M	75981	3.8
L	HXF2-L	75982	4.1

Specially formulated, long-wearing polyurethane blade tip. Impact-resistant, reinforced nylon base for rigidity and minimal deflection.

Lead time: 1 working day



Replacement XF-Tips

SIZE	ORDERING NUMBER	ITEM CODE	WT. LBS.
SS	HXF8SS	74307	3.4
S	HXF8S	74689	3.8
M	HXF8M	74690	4.1
L	HXF8L	74691	4.5

Lead time: 1 working day



XF2-Tip & XF-Tip Size

HEAD PULLEY DIAMETER + BELT & LAGGING		XF2-TIP & XF-TIP SIZE
in.	mm	
10 - 19	250-475	SS
20 - 31	500-775	S
32 - 39	800-975	M
40 - 47	1000-1175	L

U.S. Patents No. 6,926,133; 7,347,315

Specifications & Guidelines

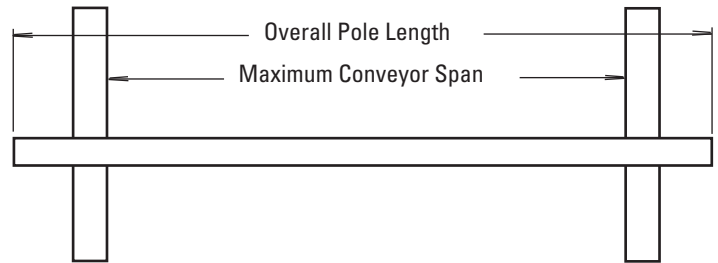
H-Type with XF2-Tips Segmented Blade Precleaner

Pole Length Specifications*

CLEANER SIZE		POLE LENGTH		MAXIMUM CONVEYOR SPAN	
in.	mm	in.	mm	in.	mm
18	450	66	1650	56	1400
24	600	72	1800	62	1550
30	750	78	1950	68	1700
36	900	84	2100	74	1850
42	1050	90	2250	80	2000
48	1200	96	2400	86	2150
54	1350	102	2550	92	2300
60	1500	108	2700	98	2450
72	1800	120	3000	110	2750

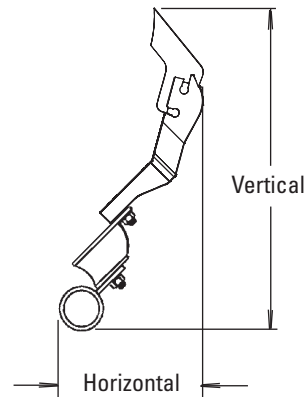
*For special extra long pole length requirements a Pole Extender Kit (#76024) is available that provides 30" (750mm) of extended pole length. (137).

Pole Diameter – 2-7/8" (73mm)



Clearance Guidelines for Installation

SUSPENSION ARM SIZE	HORIZONTAL CLEARANCE REQUIRED		VERTICAL CLEARANCE REQUIRED	
	in.	mm	in.	mm
SS	7	175	13	325
S	7	175	15	375
M	7	175	16 1/2	413
L	7	175	18 1/2	463
LL	7	175	22	550

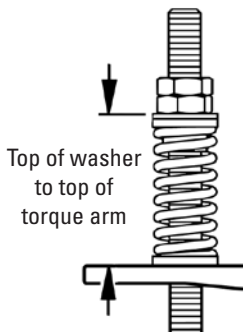


Spring Length Chart

with QMT Spring Tensioner

BELT WIDTH	TIPS	SPRING LENGTH			
		SS	S	M	L
18"	2	4 1/2"	4"	5 3/4"	N/A
24"	3	5 5/8"	5 1/2"	5 3/8"	N/A
30"	3	5 5/8"	5 1/2"	5 3/8"	N/A
36"	4	5 3/8"	5 1/8"	5"	4 1/4"
42"	5	5"	4 3/4"	6"	6"
48"	5	5"	4 3/4"	6"	6"
54"	6	4 3/4"	6"	5 7/8"	5 7/8"
60"	7	N/A	5 7/8"	5 3/4"	5 3/4"
72"	8	N/A	5 3/4"	5 5/8"	5 5/8"

Purple Spring
 White Spring
 Silver Spring



Specifications:

- Maximum Belt Speed1000 FPM (5M/sec)
- Temperature Rating-30°F to 180°F (-35°C to 82°C)
- Usable Blade Wear Length.....3" (75mm)
- Blade MaterialPolyurethane (proprietary blend for abrasion resistance and long wear)
- Available for Belt Widths18" to 72" (450mm to 1800mm).
Other sizes available upon request
- CEMA Cleaner RatingClass 4

U.S. Patents No. 6,926,133; 7,347,315

Product Ordering Information

H-Type with V-Tips Segmented Blade Precleaner

H-Type® with V-Tips*

BELT WIDTH		SUSPENSION ARM SIZE	ORDERING NUMBER	ITEM CODE	WT. LBS.
in.	mm				
18	450	SS	HV-18SS	76101	96.3
18	450	S	HV-18S	76190	97.1
18	450	M	HV-18M	76191	98.1
24	600	SS	HV-24SS	76102	108.6
24	600	S	HV-24S	76192	109.8
24	600	M	HV-24M	76193	111.3
30	750	SS	HV-30SS	76103	112.4
30	750	S	HV-30S	76194	113.6
30	750	M	HV-30M	76195	115.1
36	900	SS	HV-36SS	76104	124.8
36	900	S	HV-36S	76196	127.8
36	900	M	HV-36M	76197	129.8
36	900	L	HV-36L	76198	131.4
42	1050	SS	HV-42SS	76105	138.6
42	1050	S	HV-42S	76199	140.6
42	1050	M	HV-42M	76251	143.1
42	1050	L	HV-42L	76252	145.1
42	1050	LL	HV-42LL	76253	147.6
48	1200	SS	HV-48SS	76106	142.4
48	1200	S	HV-48S	76254	144.4
48	1200	M	HV-48M	76255	146.9
48	1200	L	HV-48L	76256	148.9
48	1200	LL	HV-48LL	76257	151.4
54	1350	S	HV-54S	76107	157.2
54	1350	M	HV-54M	76258	160.2
54	1350	L	HV-54L	76259	162.6
54	1350	LL	HV-54LL	76260	165.6
60	1500	S	HV-60S	76108	194.1
60	1500	M	HV-60M	76261	197.6
60	1500	L	HV-60L	76262	200.4
60	1500	LL	HV-60LL	76263	206.0
72	1800	S	HV-72S	76109	214.7
72	1800	M	HV-72M	76264	218.7
72	1800	L	HV-72L	76265	224.0
72	1800	LL	HV-72LL	76266	228.0

*NOTE: V-Tips can be used ONLY on vulcanized belts.
Suspension arm size is determined by head pulley diameter - see chart.
Additional sizes available upon request.
Lead time: 1 working day



H-Type Precleaner with V-Tips
• 2 7/8" (73mm) diameter pole.

Replacement V-Tips

ORDERING NUMBER	ITEM CODE	WT. LBS.
HVT8-S/S	75419	1.0

Lead time: 1 working day

Replacement Suspension Arms

SIZE	ORDERING NUMBER	ITEM CODE	WT. LBS.
SS	HSA8SS	73047	2.0
S	HSA8S	73048	2.4
M	HSA8M	73049	2.9
L	HSA8L	73063	3.3
LL	HSA8LL	73064	3.8

Lead time: 1 working day

Tips Required per Cleaner Size

in.	18	24	30	36	42	48	54	60	72
mm	450	600	750	900	1050	1200	1350	1500	1800
V-Tips Required	2	3	3	4	5	5	6	7	8

Suspension Arm Size

HEAD PULLEY DIAMETER + BELT & LAGGING		SUSPENSION ARM SIZE
in.	mm	
10 - 19	250-475	SS
20 - 31	500-775	S
32 - 39	800-975	M
40 - 47	1000-1175	L
48 - 67	1200-1675	LL

Specifications & Guidelines

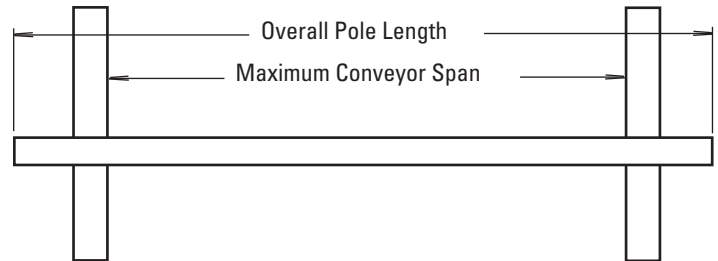
H-Type with V-Tips Segmented Blade Precleaner

Pole Length Specifications*

CLEANER SIZE		POLE LENGTH		MAXIMUM CONVEYOR SPAN	
in.	mm	in.	mm	in.	mm
18	450	66	1650	56	1400
24	600	72	1800	62	1550
30	750	78	1950	68	1700
36	900	84	2100	74	1850
42	1050	90	2250	80	2000
48	1200	96	2400	86	2150
54	1350	102	2550	92	2300
60	1500	108	2700	98	2450
72	1800	120	3000	110	2750

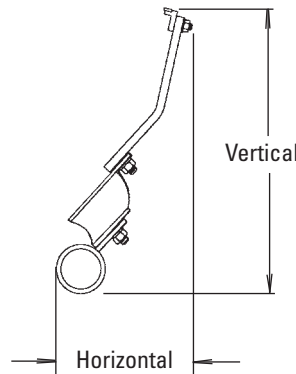
*For special extra long pole length requirements a Pole Extender Kit (#76024) is available that provides 30" (750mm) of extended pole length. (137).

Pole Diameter – 2-7/8" (73mm)



Clearance Guidelines for Installation

SUSPENSION ARM SIZE	HORIZONTAL CLEARANCE REQUIRED		VERTICAL CLEARANCE REQUIRED	
	in.	mm	in.	mm
SS	7	175	13	325
S	7	175	15	375
M	7	175	16 1/2	413
L	7	175	18 1/2	463
LL	7	175	22	550

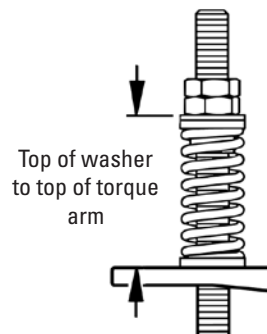


Spring Length Chart

with QMT Spring Tensioner

BELT WIDTH	TIPS	SPRING LENGTH				
		SS	S	M	L	LL
18"	2	5 1/4"	4 7/8"	4 3/4"	4 1/2"	N/A
24"	3	4 1/2"	4 1/8"	5 3/4"	5 3/4"	N/A
30"	3	4 1/2"	4 1/8"	5 3/4"	5 3/4"	N/A
36"	4	5 3/4"	5 5/8"	5 1/2"	5 3/8"	N/A
42"	5	5 5/8"	5 3/8"	5 1/4"	5 1/8"	4 3/4"
48"	5	5 5/8"	5 3/8"	5 1/4"	5 1/8"	4 3/4"
54"	6	N/A	5 1/8"	5	4 7/8"	6"
60"	7	N/A	4 7/8"	6 1/8"	6"	5 7/8"
72"	8	N/A	6"	6"	5 7/8"	5 3/4"

Purple Spring
 White Spring
 Silver Spring



Specifications:

- Maximum Belt Speed1000 FPM (5M/sec)
- Temperature Rating-30°F to 180°F (-35°C to 82°C)
- Usable Blade Wear Length.....3/8" (9mm)
- Blade MaterialLong Life Tungsten Carbide
(for vulcanized belts only)
- Available for Belt Widths18" to 72" (450mm to 1800mm)
Other sizes available upon request
- CEMA Cleaner RatingClass 4

Product Ordering Information

H-Type with Protected V-Tips Segmented Blade Precleaner

H-Type® with Protected V-Tips*

For abusive applications where materials being cleaned off the belt wear the back sides of the cleaner's V-Tips.

BELT WIDTH		SUSPENSION ARM SIZE	ORDERING NUMBER	ITEM CODE	WT. LBS.
in.	mm				
18	450	S	HVP-18S	76124	99.1
18	450	M	HVP-18M	76267	100.1
18	450	L	HVP-18L	76268	100.9
24	600	S	HVP-24S	76125	112.8
24	600	M	HVP-24M	76269	114.3
24	600	L	HVP-24L	76270	115.5
30	750	S	HVP-30S	76126	116.6
30	750	M	HVP-30M	76271	118.1
30	750	L	HVP-30L	76272	119.3
36	900	S	HVP-36S	76127	130.4
36	900	M	HVP-36M	76273	133.8
36	900	L	HVP-36L	76274	135.4
42	1050	S	HVP-42S	76128	145.6
42	1050	M	HVP-42M	76275	148.1
42	1050	L	HVP-42L	76276	150.1
48	1200	S	HVP-48S	76129	149.4
48	1200	M	HVP-48M	76277	151.9
48	1200	L	HVP-48L	76278	153.9
48	1200	LL	HVP-48LL	76279	156.4
54	1350	S	HVP-54S	76130	163.2
54	1350	M	HVP-54M	76280	166.2
54	1350	L	HVP-54L	76281	168.6
54	1350	LL	HVP-54LL	76282	171.6
60	1500	S	HVP-60S	76131	201.1
60	1500	M	HVP-60M	76283	204.6
60	1500	L	HVP-60L	76284	207.4
60	1500	LL	HVP-60LL	76285	213.0
72	1800	S	HVP-72S	76132	222.7
72	1800	M	HVP-72M	76286	226.7
72	1800	L	HVP-72L	76287	232.0
72	1800	LL	HVP-72LL	76288	236.0

*NOTE: Protected V-Tips can be used ONLY on vulcanized belts.
Suspension arm size is determined by head pulley diameter - see chart.
Cleaners come standard with Stainless Steel Tip Shields.
Additional sizes available upon request.
Lead time: 1 working day

Tips Required per Cleaner Size

in.	18	24	30	36	42	48	54	60	72
mm	450	600	750	900	1050	1200	1350	1500	1800
Protected V-Tips Required	2	3	3	4	5	5	6	7	8



H-Type Precleaner with HVP-Tips
• 2 7/8" (73mm) diameter pole.

Replacement Protected V-Tips

ORDERING NUMBER	ITEM CODE	WT. LBS.
HVPT	73631	2.7

Lead time: 1 working day

Replacement Suspension Arms

SIZE	ORDERING NUMBER	ITEM CODE	WT. LBS.
SS	HSA8SS	73047	2.0
S	HSA8S	73048	2.4
M	HSA8M	73049	2.9
L	HSA8L	73063	3.3
LL	HSA8LL	73064	3.8

Lead time: 1 working day

Suspension Arm Size

HEAD PULLEY DIAMETER + BELT & LAGGING		SUSPENSION ARM SIZE
in.	mm	
10 - 19	250-475	SS
20 - 31	500-775	S
32 - 39	800-975	M
40 - 47	1000-1175	L
48 - 67	1200-1675	LL

Specifications & Guidelines

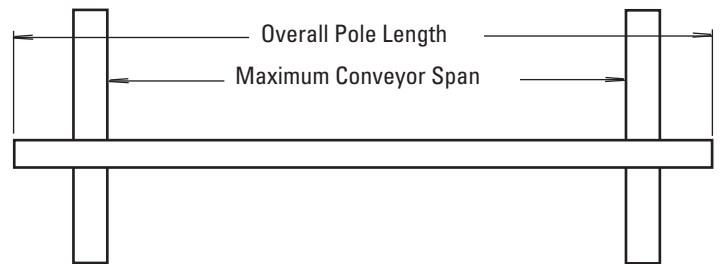
H-Type with Protected V-Tips Segmented Blade Precleaner

Pole Length Specifications*

CLEANER SIZE		POLE LENGTH		MAXIMUM CONVEYOR SPAN	
in.	mm	in.	mm	in.	mm
18	450	66	1650	56	1400
24	600	72	1800	62	1550
30	750	78	1950	68	1700
36	900	84	2100	74	1850
42	1050	90	2250	80	2000
48	1200	96	2400	86	2150
54	1350	102	2550	92	2300
60	1500	108	2700	98	2450
72	1800	120	3000	110	2750

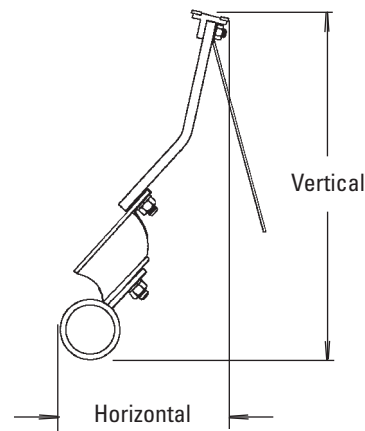
*For special extra long pole length requirements a Pole Extender Kit (#76024) is available that provides 30" (750mm) of extended pole length. (137).

Pole Diameter – 2-7/8" (73mm)



Clearance Guidelines For Installation

SUSPENSION ARM SIZE	HORIZONTAL CLEARANCE REQUIRED		VERTICAL CLEARANCE REQUIRED	
	in.	mm	in.	mm
SS	7	175	13	325
S	7	175	15	375
M	7	175	16 1/2	413
L	7	175	18 1/2	463
LL	7	175	22	550

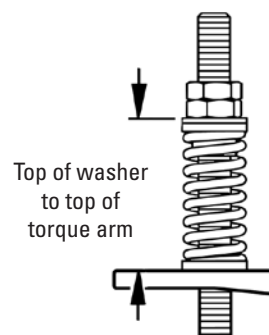


Spring Length Chart

with QMT Spring Tensioner

BELT WIDTH	TIPS	SPRING LENGTH				
		SS	S	M	L	LL
18"	2	5 1/4"	4 7/8"	4 3/4"	4 1/2"	N/A
24"	3	4 1/2"	4 1/8"	5 3/4"	5 3/4"	N/A
30"	3	4 1/2"	4 1/8"	5 3/4"	5 3/4"	N/A
36"	4	5 3/4"	5 5/8"	5 1/2"	5 3/8"	N/A
42"	5	5 5/8"	5 3/8"	5 1/4"	5 1/8"	4 3/4"
48"	5	5 5/8"	5 3/8"	5 1/4"	5 1/8"	4 3/4"
54"	6	N/A	5 1/8"	5	4 7/8"	6"
60"	7	N/A	4 7/8"	6 1/8"	6"	5 7/8"
72"	8	N/A	6"	6"	5 7/8"	5 3/4"

Purple Spring
 White Spring
 Silver Spring

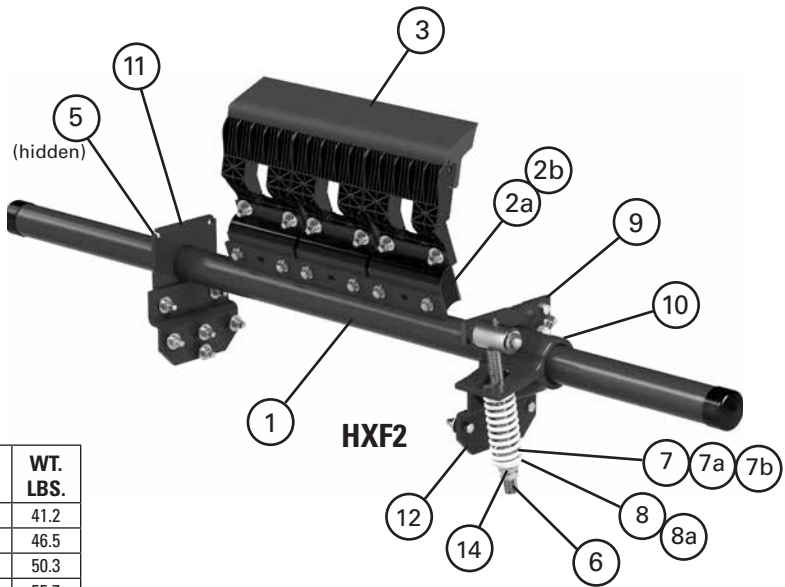


Specifications:

- Maximum Belt Speed 1000 FPM (5M/sec)
- Temperature Rating -30°F to 180°F (-35°C to 82°C)
- Usable Blade Wear Length..... 3/8" (9mm)
- Blade Material Long Life Tungsten Carbide (for vulcanized belts only)
- Available for Belt Widths 18" to 72" (450mm to 1800mm). Other sizes available upon request
- CEMA Cleaner Rating Class 4

Replacement Parts List

H-Type Segmented Blade Precleaners



Replacement Parts

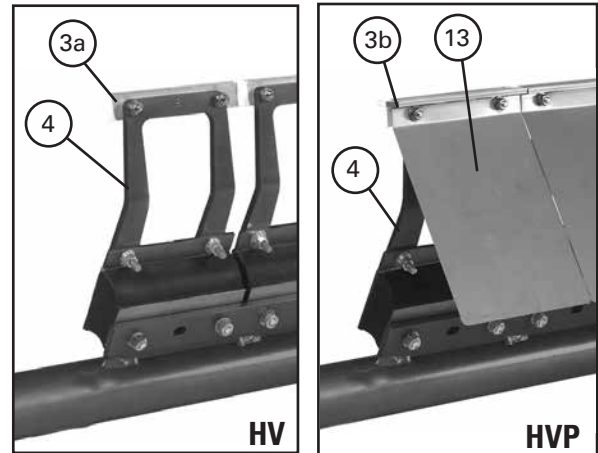
REF	DESCRIPTION	ORDERING NUMBER	ITEM CODE	WT. LBS.
1	18" (450mm) Pole	H78P18	76110	41.2
	24" (600mm) Pole	H78P24	76111	46.5
	30" (750mm) Pole	H78P30	76112	50.3
	36" (900mm) Pole	H78P36	76113	55.7
	42" (1050mm) Pole	H78P42	76114	61.1
	48" (1200mm) Pole	H78P48	76115	64.9
	54" (1350mm) Pole	H78P54	76116	70.3
	60" (1500mm) Pole	H78P60	76117	99.8
	72" (1800mm) Pole	H78P72	76118	113.0
2a	H2 XF-Tip Cushion* (for S, M, L HXF2-Tips; or S - LL Susp. Arms)	HXFC2	75902	4.0
2b	H2 F-Tip Cushion* (for SS HXF2 Tips; or SS Susp. Arms)	HFC2	75901	4.0
3	HXF2-Tip Extra Small*	HXF2-SS	75979	3.0
	HXF2-Tip Small*	HXF2-S	75980	3.4
	HXF2-Tip Medium*	HXF2-M	75981	3.8
	HXF2-Tip Large*	HXF2-L	75982	4.1
3a	H V-Tip* (1 ea.)	HVT8-S/S	75419	1.0
3b	H Protected V-Tip* (1 ea.) for vulcanized belts only) (for abusive wear)	HVPT	73631	2.7
4	H SS Suspension Arm*	HSA8SS	73047	0.5
	H S Suspension Arm*	HSA8S	73048	1.0
	H M Suspension Arm*	HSA8M	73049	1.5
	H L Suspension Arm*	HSA8L	73063	2.0
	H LL Suspension Arm*	HSA8LL	73064	2.5
5	Pole Lock Collar* (1 ea.)	MSPPL	75816	1.9
6	Pivot Arm Kit* (1 ea.)	QMTPAK	76096	4.3
7	Tension Spring - Purple (1 ea.)**	QMTS-P	75845	0.6
7a	Tension Spring - White (1 ea.)**	PSTS-W	75898	1.7
7b	Tension Spring - Silver (1 ea.)**	PSTS-S	75899	3.0
8	Bushing Kit - Purple (2 ea.) (for Item 7)	QMTBK-P	76097	0.1
8a	Bushing Kit - White (2 ea.) (for Items 7a & 7b)	QMTBK-W	76098	0.2
9	Pivot Shaft Bracket Kit* (1 ea.)	QMTPSBK	76099	4.3
10	Torque Arm Kit* (1 ea.)	PSTA	75896	11.4
11	Mounting Plate Kit* (2 ea.)	MSPMPK	75811	8.3
12	Offset Bracket Kit* (1 ea.)	HOBK	76399	12.4
13	H SS Tip Shield	HSSTS	74771	0.5
14	Jam Nut Kit QMT Tensioner	JNK-C	79893	0.3
-	H SS Cushion Shield	HSSCS	74772	0.6
-	QMT Spring Tensioner* - Purple (incl. 1 ea. Items 6, 7, 8, 9, & 10)	QMT-P	76074	20.4
-	QMT Spring Tensioner* - White (incl. 1 ea. Items 6, 7a, 8a, 9, & 10)	QMT-W	76075	21.8
-	QMT Spring Tensioner* - Silver (incl. 1 ea. Items 6, 7b, 8a, 9, & 10)	QMT-S	79039	20.3

*Hardware included

Note: All poles and tensioners are heavy-duty style.

Parts for old style H cleaners - See 145

Lead time: 1 working day



Spring Tensioner Selection Chart

CLEANER TYPE AND SIZE	76074 QMT-P	76075 QMT-W	79039 QMT-S
HXF2			
18" SS & S	X		
18" M; 24"-36"; 42"-48" SS & S; 54" SS		X	
42"-48" M & L; 54"-72" S, M, L			X
HV			
18" SS, S, M; 24"-30" SS & S	X		
24"-30" M; 36"-48", 54" S, M, L; 60" S		X	
54" LL; 60" M, L, LL; 72"			X
HVP			
18" S, M; 24"-30" S	X		
24"-30" M; 36"-48"; 54" S, M, L; 60" S		X	
54" LL; 60" M, L, LL; 72"			X

Product Ordering Information

H-Type with V-Tips High Temperature Precleaner



High Temp Precleaner with V-Tips

BELT WIDTH		SUSPENSION ARM SIZE	ORDERING NUMBER	ITEM CODE	WT. LBS.
in.	mm				
18	450	SS	HTV18SS	74821	64.0
18	450	S	HTV18S	74828	65.0
24	600	SS	HTV24SS	74822	71.6
24	600	S	HTV24S	74829	72.6
30	750	SS	HTV30SS	74823	78.0
30	750	S	HTV30S	74830	80.0
36	900	SS	HTV36SS	74824	88.0
36	900	S	HTV36S	74831	90.0
36	900	M	HTV36M	74838	92.0
42	1050	SS	HTV42SS	74825	108.0
42	1050	S	HTV42S	74832	110.0
42	1050	M	HTV42M	74839	112.0
48	1200	SS	HTV48SS	74826	117.0
48	1200	S	HTV48S	74833	120.0
48	1200	M	HTV48M	74840	122.0

Suspension arm size is determined by head pulley diameter - see chart.

Pole Diameter - 2-3/8" (60mm)

Lead time: 1 working day

Tips Required per Cleaner Size

in.	18	24	30	36	42	48
mm	450	600	750	900	1050	1200
V-Tips Required	2	3	3	4	5	5

Replacement Suspension Arms

SUSPENSION ARM SIZE	ORDERING NUMBER	ITEM CODE	WT. LBS.
SS	HSA8SS	73047	0.5
S	HSA8S	73048	1.0
M	HSA8M	73049	1.5

Lead time: 1 working day

Replacement V-Tips

ORDERING NUMBER	ITEM CODE	WT. LBS.
HVT8-S/S	75419	1.0

Lead time: 1 working day

Replacement Spring

ORDERING NUMBER	ITEM CODE	WT. LBS.
HTTS-HT	79068	1.0

Lead time: 1 working day

Suspension Arm Size

HEAD PULLEY DIAMETER + BELT & LAGGING		SUSPENSION ARM SIZE
in.	mm	
8 - 15	200 - 375	SS
16 - 27	400 - 675	S
28 - 35	700 - 875	M

Product Notes:

- The High Temp Precleaner works in ambient temperatures up to 400°F (204°C) with spikes to 450°F (232°C)
- V-Tips can be used ONLY on vulcanized belts.
- Cleaners come standard with stainless steel tip shields.
- For replacement parts see the old-style H-Type Replacement Parts List (145).
- Compatible with reversing belts.

Product Ordering Information

EZS2 Standard Duty Secondary Cleaner

EZS2 Secondary

BELT WIDTH		ORDERING NUMBER	ITEM CODE	WT. LBS.
in.	mm			
18	450	EZS2-18	75643	71.0
24	600	EZS2-24	75644	75.8
30	750	EZS2-30	75645	79.7
36	900	EZS2-36	75646	85.5
42	1050	EZS2-42	75647	89.4
48	1200	EZS2-48	75648	94.2
54	1350	EZS2-54	75649	99.0
60	1500	EZS2-60	75650	136.3
72	1800	EZS2-72	75651	151.9

Lead time: 1 working day



Replacement C-Tips

ORDERING NUMBER	ITEM CODE	WT. LBS.
ICT6	74535	0.7

Lead time: 1 working day

Tips Required Per Cleaner Size

in.	18	24	30	36	42	48	54	60	72
mm	450	600	750	900	1050	1200	1350	1500	1800
C-Tips Required	3	4	5	6	7	8	9	10	12

Product Notes:

- Blade width equals belt width.
- Can be installed in any location from where the belt leaves the pulley on down the beltline.
- FormFlex™ cushions automatically adjust the individual tension of each blade to the belt.
- Works with mechanical splices.
- A special cushion pad helps absorb the impact from mechanical splices and eliminates blade vibration.
- Comes complete with universal mounting brackets.
- Versatile tensioner can be installed to either push-up or pull-up the cleaner to the belt, depending on installation space constraints.
- If belt is cupped or has low tension, a hold-down roller may be required to flatten and support the belt for optimal cleaning results.

U.S. Patent No. 6,823,983

Product Ordering Information

High Temp EZS2 High Temp Secondary Cleaner

High Temp Secondary Cleaner with C-Tips

BELT WIDTH		ORDERING NUMBER	ITEM CODE	WT. LBS.
in.	mm			
18	450	HTS18	76085	64.0
24	600	HTS24	76086	68.0
30	750	HTS30	76087	72.0
36	900	HTS36	76088	76.0
42	1050	HTS42	76089	80.0
48	1200	HTS48	76090	84.0
54	1350	HTS54	76091	88.0
60	1500	HTS60	76092	145.3
72	1800	HTS72	76093	149.5

Pole Diameter - 2-3/8" (60mm)
Lead time: 1 working day



Replacement C-Tips

ORDERING NUMBER	ITEM CODE	WT. LBS.
ICT6	74535	0.7

Lead time: 1 working day

Replacement Cushion Kit

ORDERING NUMBER	ITEM CODE	WT. LBS.
HTSCK	76094	1.5

Lead time: 1 working day

Tips Required per Cleaner Size

in.	18	24	30	36	42	48	54	60	72
mm	450	600	750	900	1050	1200	1350	1500	1800
C-Tips Required	3	4	5	6	7	8	9	10	12

Product Notes:

- The High Temp Secondary works in ambient temperatures up to 400°F (204°C) with spikes to 450°F (232°C).
- Works with mechanical fasteners.

U.S. Patent No. 6,823,983

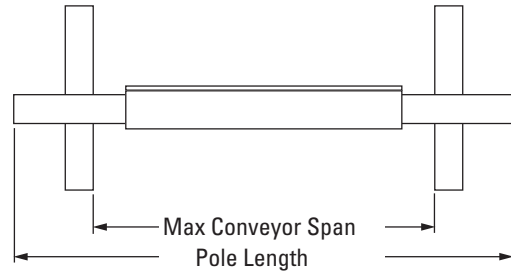
Specifications & Guidelines

EZS2 Standard Duty Secondary Cleaner

Pole Length Specifications

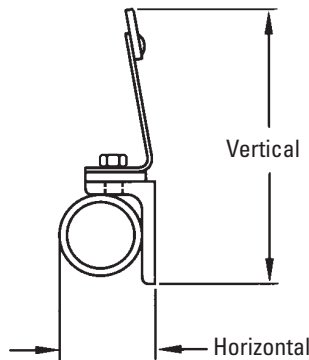
BELT WIDTH		BLADE WIDTH		POLE LENGTH		MAXIMUM CONVEYOR SPAN	
in.	mm	in.	mm	in.	mm	in.	mm
18	450	18	450	52	1300	47	1175
24	600	24	600	58	1450	53	1325
30	750	30	750	64	1600	59	1475
36	900	36	900	70	1750	65	1625
42	1050	42	1050	76	1900	71	1775
48	1200	48	1200	82	2050	77	1925
54	1350	54	1350	88	2200	83	2075
60	1500	60	1500	94	2350	89	2225
72	1800	72	1800	106	2650	101	2525

Pole Diameter – 2-3/8" (60mm) on 18" - 54" (450-1350mm)
 Pole Diameter – 2-7/8" (73mm) on 60" - 72" (1500-1800mm)



Clearance Guidelines for Installation

HORIZONTAL CLEARANCE REQUIRED		VERTICAL CLEARANCE REQUIRED	
in.	mm	in.	mm
4	100	8 1/2 for 18"-54"	213
		9 1/2 for 60"-72"	238



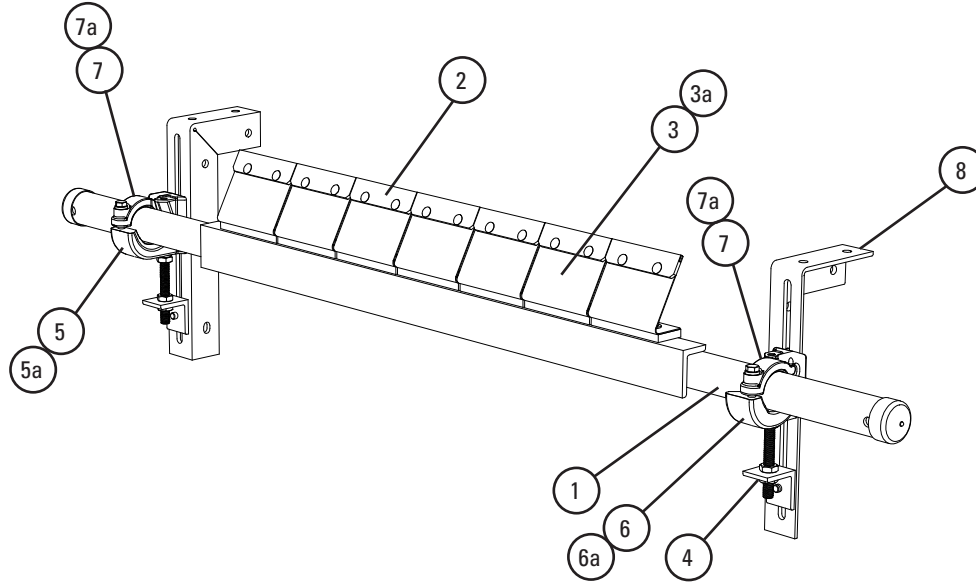
Specifications:

- Maximum Belt Speed700 FPM (3.5M/sec)
- Temperature Rating (EZS2).....-30°F to 200°F (-35°C to 93°C)
- Temperature Rating (EZS2 High-Temp).....Up to 400°F (204°C) with spikes to 450°F (232°C)
- Usable Blade Wear Length.....3/8" (9mm)
- Blade MaterialImpact Resistant Tungsten Carbide
(works with mechanical fasteners)
- Available for Belt Widths18" to 72" (450 to 1800mm)
- CEMA Cleaner RatingClass 3

U.S. Patent No. 6,823,983

Replacement Parts List

EZS2 Standard Duty Secondary Cleaner



Replacement Parts

REF	DESCRIPTION	ORDERING NUMBER	ITEM CODE	WT. LBS.
1	18" (450mm) Pole	EZS2P18	75652	25.0
	24" (600mm) Pole	EZS2P24	75653	28.0
	30" (750mm) Pole	EZS2P30	75654	30.0
	36" (900mm) Pole	EZS2P36	75655	34.0
	42" (1050mm) Pole	EZS2P42	75656	36.0
	48" (1200mm) Pole	EZS2P48	75657	39.0
	54" (1350mm) Pole	EZS2P54	75658	42.0
	60" (1500mm) Pole	EZS2P60	75659	77.0
	72" (1800mm) Pole	EZS2P72	75660	89.0
2	C-Tip Kit* (1 ea.)	ICT6	74535	0.7
3	FormFlex™ Cushion Kit* (incl. 1 cushion & 1 pad)	FFCK	75661	1.5
3a	High Temp Replacement Cushion Kit (incl. 1 cushion & 1 pad)	HTSCK	76094	1.5
4	Adjusting Bracket Kit* (1 ea.)	PAB	75513	1.5
5	Pole Clamp Kit LEFT* (1 ea.) (incl. item 7) (for sizes 18"-54" (450-1350mm))	CCKL	79224	6.8
5a	HD Pole Clamp Kit LEFT* (1 ea.) (incl. item 7a) (for sizes 60"-72" (1500-1800mm))	CCKHDL	79225	8.7
6	Pole Clamp Kit RIGHT* (1 ea.) (incl. item 7) (for sizes 18"-54" (450-1350mm))	CCKR	79228	6.8
6a	HD Pole Clamp Kit RIGHT* (1 ea.) (incl. item 7a) (for sizes 60"-72" (1500-1800mm))	CCKHDR	79229	8.7
7	Cradle Clamp Top Strap (1 ea.) (for use on L or R Pole Clamp Kit)	CCKTS	79232	1.1
7a	HD Cradle Clamp Top Strap (1 ea.) (for use on L or R HD Pole Clamp Kit)	CCKHDS	79233	1.7
8	Mounting Bracket Kit (1 Right and 1 Left)	EZS2MBK	75666	13.0
-	Cradle Clamp Mounting Kit* (for sizes 18"-54" (450-1350mm)) (incl. 2 ea. Items 4 and 1 ea. Items 5, 6 & 8)	CCMK	78919	33.0
-	HD Cradle Clamp Mounting Kit* (for sizes 60"-72" (1500-1800mm)) (incl. 2 ea. Items 4 and 1 ea. Items 5a, 6a & 8)	CCMKHD	78920	36.7

*Hardware Included Lead time: 1 working day

Mounting Kit Selection Chart

Cleaner Width	78919 CCMK	78920 CCMKHD
EZS2 18" - 54" (450 - 1350mm)	X	
EZS2 60" - 72" (1500 - 1800mm)		X

Cleaner Tips and Cushions Required Per Cleaner Size

in.	mm	Tips Required
18	450	3
24	600	4
30	750	5
36	900	6
42	1050	7
48	1200	8
54	1350	9
60	1500	10
72	1800	12

U.S. Patent No. 6,823,983


Product Ordering Information

Y-Type™ Standard Duty Secondary Cleaner with Carbide or Polyurethane Blades and YST Tensioner

Y-Type™ Standard Duty with Carbide Blades

BELT WIDTH		ORDERING NUMBER	ITEM CODE	WT. LBS.
in.	mm			
18	450	YT-TC-18S	79759	55.0
24	600	YT-TC-24S	79760	60.0
30	750	YT-TC-30S	79761	65.0
36	900	YT-TC-36S	79762	70.0
42	1050	YT-TC-42S	79763	76.0
48	1200	YT-TC-48S	79764	82.0

Lead time: 1 working day




Y-Type™ Standard Duty with Carbide Blades

Y-Type™ Standard Duty with Purple Polyurethane Blades

BELT WIDTH		ORDERING NUMBER	ITEM CODE	WT. LBS.
in.	mm			
18	450	YT-18S	79765	59.0
24	600	YT-24S	79766	65.0
30	750	YT-30S	79767	71.0
36	900	YT-36S	79768	77.0
42	1050	YT-42S	79769	83.0
48	1200	YT-48S	79770	89.0

Lead time: 1 working day




Y-Type™ Standard Duty with Purple Polyurethane Blades

Y-Type™ Standard Duty with White Polyurethane Blades

BELT WIDTH		ORDERING NUMBER	ITEM CODE	WT. LBS.
in.	mm			
18	450	YTW-18S	79771	59.0
24	600	YTW-24S	79772	65.0
30	750	YTW-30S	79773	71.0
36	900	YTW-36S	79774	77.0
42	1050	YTW-42S	79775	83.0
48	1200	YTW-48S	79776	89.0

Lead time: 1 working day

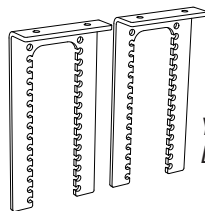


Y-Type™ Standard Duty with White / Food Grade Blades

Optional YST Drop Brackets (2)

ORDERING NUMBER	ITEM CODE	WT. LBS.
YSTDBK	79844	19.7

Lead time: 1 working day



YST Standard Duty Drop Brackets

Product Notes:

- Works on reversing belts, vulcanized belts, and belts with mechanical fasteners.
- Pole Length: Belt width plus 30" (750mm). For longer requirements, see Installation Accessories – Pole Extender Kit (137).
- Visual Blade Tension Check: Measure the tension spring and refer to Spring Length Chart on mounting base for the correct length for best cleaning performance.
- Tensioner: Standard Duty YST Spring Tensioner for self-adjusting tensioning with easy retensioning adjustments. The tensioner can be mounted in pull-up or push-up position.
- To make cleaner installation easier and quicker, see Optional Mounting Kits on replacement parts page or 137.
- Simple design makes changing the blades fast and easy. Blades can be removed and replaced individually, or all at once by replacing the cartridge.

U.S. Patent No. 9,586,765

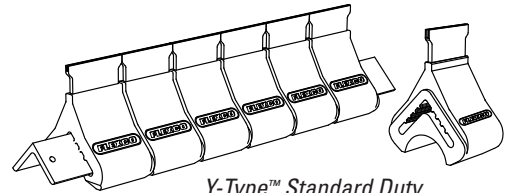
Product Ordering Information

Y-Type™ Standard Duty Secondary Cleaner with Carbide or Polyurethane Blades and YST Tensioner

Replacement Blades/Cartridges Standard Duty Carbide

BELT WIDTH		ORDERING NUMBER	ITEM CODE	WT. LBS.
in.	mm			
-	-	YT-C*	79574	1.1
18	450	YCART-18/450-TC	79811	12.6
24	600	YCART-24/600-TC	79812	16.5
30	750	YCART-30/750-TC	79813	20.4
36	900	YCART-36/900-TC	79814	24.2
42	1050	YCART-42/1050-TC	79815	28.1
48	1200	YCART-48/1200-TC	79816	31.9

*Single 3" blade segment
Lead time: 1 working day

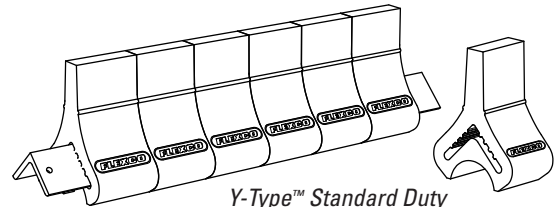


Y-Type™ Standard Duty Carbide Blade Cartridge

Replacement Blades/Cartridges Standard Duty Purple Polyurethane

BELT WIDTH		ORDERING NUMBER	ITEM CODE	WT. LBS.
in.	mm			
-	-	YT-P*	79573	1.2
18	450	YCART-18/450-P	79617	13.1
24	600	YCART-24/600-P	79618	17.1
30	750	YCART-30/750-P	79619	21.1
36	900	YCART-36/900-P	79620	25.1
42	1050	YCART-42/1050-P	79621	29.1
48	1200	YCART-48/1200-P	79622	33.1

*Single 3" blade segment
Lead time: 1 working day



Y-Type™ Standard Duty Polyurethane Blade Cartridge

Replacement Blades/Cartridges Standard Duty White† Polyurethane

BELT WIDTH		ORDERING NUMBER	ITEM CODE	WT. LBS.
in.	mm			
-	-	YT-W*	79572	1.2
18	450	YCART-18/450-W	79611	13.1
24	600	YCART-24/600-W	79612	17.1
30	750	YCART-30/750-W	79613	21.1
36	900	YCART-36/900-W	79614	25.1
42	1050	YCART-42/1050-W	79615	29.1
48	1200	YCART-48/1200-W	79616	33.1

*Single 3" blade segment

†White blades are chemical resistant, and all ingredients used in Polyurethane formulation comply with the relevant requirements of 21 CFR (FDA Code of Federal Regulations) for use in repeated bulk dry food applications.

Lead time: 1 working day

U.S. Patent No. 9,586,765

Specifications & Guidelines

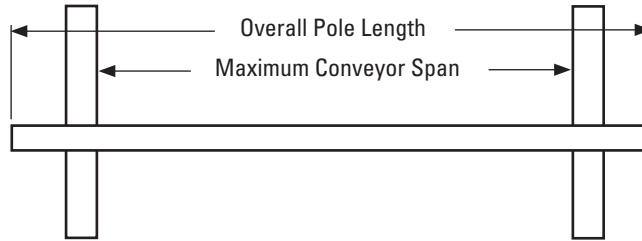
Y-Type™ Standard Duty Secondary Cleaner with YST Tensioner

Pole Length Specifications

Cleaner Size		Pole Length		Maximum Conveyor Span	
in.	mm	in.	mm	in.	mm
18	450	48	1200	40	1025
24	600	54	1350	46	1175
30	750	60	1500	52	1325
36	900	66	1650	58	1475
42	1050	72	1800	64	1625
48	1200	78	1950	70	1775

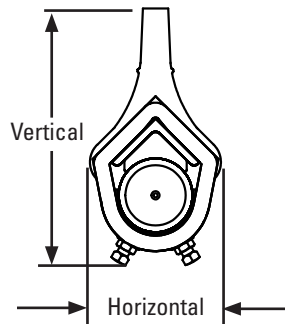
Pole Length – Belt +30" (750mm)

Pole Diameter – 2-3/8" (60mm)



Clearance Guidelines for Installation

Cleaner Type	Belt Width/ Cleaner Size		Horizontal Clearance Required		Vertical Clearance Required	
	in.	mm	in.	mm	in.	mm
Y-Type® Polyurethane	18 - 48	450 - 1200	4-1/4	110	8-1/4	210
Y-Type Carbide	18 - 48	450 - 1200	4-1/4	110	7-3/4	184



Y-Type Blade Specifications

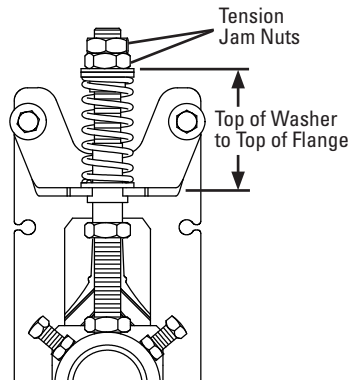
Cushion	Durometer	Temperature Range
Purple (Standard)	86A	-30° to 180°F -35° to 82° C
White (Food Grade) ‡	83A	-30° to 180°F -35° to 82° C
Carbide	86A	-30° to 180°F -35° to 82° C

‡ All ingredients used in the Polyurethane formulation of this blade comply with the relevant requirements of 21 CFR (FDA Code of Federal Regulations) for use in repeated bulk dry food applications

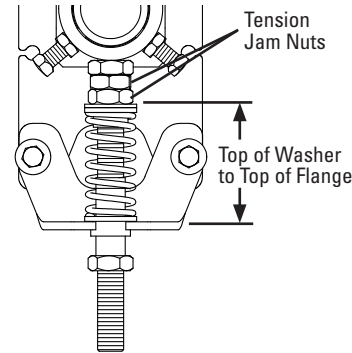
Spring Length Chart

Blade Width		Carbide Tip		Polyurethane Tip			
		Silver Springs		Yellow Springs		Purple Springs	
in.	mm	in.	mm	in.	mm	in.	mm
18	450	4 1/8	105	3 1/4	83	3 5/8	92
24	600	4	102	2 7/8	73	3 3/8	86
30	750	3 7/8	98	2 5/8	67	3 1/8	79
36	900	3 3/4	95	2 1/4	57	2 7/8	73
42	1050	3 5/8	92	NA	NA	2 5/8	67
48	1200	3 1/2	89	NA	NA	2 3/8	60

Shading indicates preferred spring option.



Pull-Up Tensioner Configuration (SD)



Push-Up Tensioner Configuration (SD)

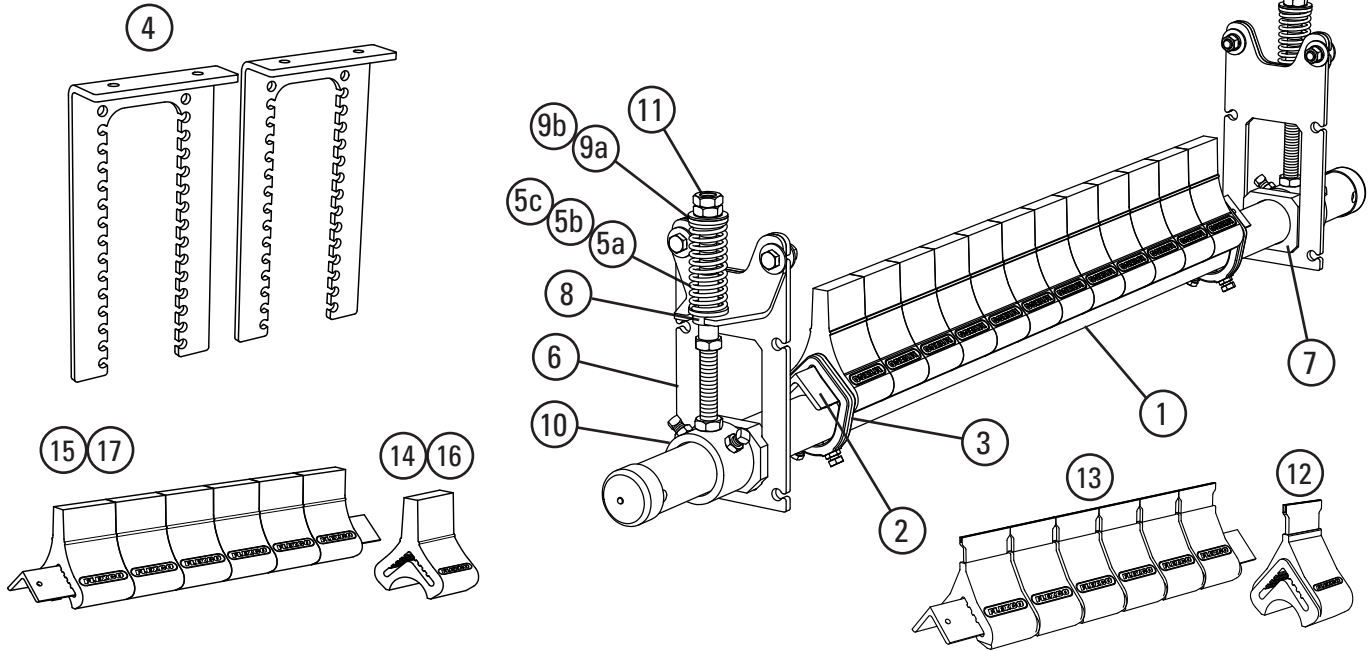
Specifications:

- Maximum Belt Speed 600 FPM (3M/sec)
- Temperature Rating -30°F to 180°F (-35°C to 82°C)
- Usable Blade Wear Length..... 2" (50mm) (Polyurethane)
1/4" (6mm) (Carbide)
- Blade Materials Purple: Polyurethane (proprietary blend for abrasion resistance and long wear)
White: Polyurethane (chemical resistant/food grade)
Carbide: Tungsten Carbide
- Available for Belt Widths 18" to 48" (450 to 1200mm). Other sizes available upon request.
- CEMA Cleaner Rating Class 2 (Standard-duty with polyurethane blades)
Class 3 (Standard-duty with carbide blades)

U.S. Patent No. 9,586,765

Replacement Parts List

Y-Type™ Standard Duty Secondary Cleaner with YST Tensioner



Replacement Parts

REF	DESCRIPTION	ORDERING NUMBER	ITEM CODE	WT. LBS.
1	18" (450mm) Y-Type™ Pole	YTP-18/450	79587	20.2
	24" (600mm) Y-Type Pole	YTP-24/600	79588	22.7
	30" (750mm) Y-Type Pole	YTP-30/750	79589	25.2
	36" (900mm) Y-Type Pole	YTP-36/900	79590	27.7
	42" (1050mm) Y-Type Pole	YTP-42/1050	79591	30.2
	48" (1200mm) Y-Type Pole	YTP-48/1200	79592	32.7
2	18" (450mm) Y-Type Cushion Angle	YTA-18/450	79593	5.7
	24" (600mm) Y-Type Cushion Angle	YTA-24/600	79594	7.3
	30" (750mm) Y-Type Cushion Angle	YTA-30/750	79595	8.9
	36" (900mm) Y-Type Cushion Angle	YTA-36/900	79596	10.4
	42" (1050mm) Y-Type Cushion Angle	YTA-42/1050	79597	12
	48" (1200mm) Y-Type Cushion Angle	YTA-48/1200	79598	13.6
3	Y-Type Angle Clamp* (2 Clamps)	YTAC	79623	2.2
4	YST Drop Bracket Kit (2 Brackets)	YSTDBK	79844	19.7
5a	YST Spring Yellow	YSTS-Y	79795	0.3
5b	YST Spring Purple	YSTS-P	79796	0.4
5c	YST Spring Silver (Y-Type Carbide Cleaners)	CTS-S	77743	0.5
6	YST Mounting Bracket (incl. Angle Bracket)	YSTMB	79843	3.3
7	YST Guide Block Kit (Pair)	YSTGBK	79845	0.4
8	YST Lower Bushing Kit (Pair)	YSTLBK	79846	0.1
9a	YST Top Bushing Kit White (Pair)	YSTTBK-W	79847	0.1
9b	YST Top Bushing Kit Black (Pair)	YSTTBK-B	79855	0.1
10	YST Pole Mount Kit*	YSTPMK	79848	4.3
11	YST Adjusting Rod Nut Kit	YSTANK	79857	0.2
-	YST Tensioner w/Yellow Spring (Pair) (incl. 2 ea. item 5a, 6, 10, 11; 1 ea. items 7, 8, 9a)	YST-Y	79836	18.2
-	YST Tensioner w/Purple Spring (Pair) (incl. 2 ea. item 5b, 6, 10, 11; 1 ea. items 7, 8, 9a)	YST-P	79837	18.5
-	YST Tensioner w/Silver Spring (Pair) (incl. 2 ea. item 5c, 6, 10, 11; 1 ea. items 7, 8, 9b)	YST-S	79838	18.8

*Hardware included
Lead time: 1 working day

Replacement Blades/Blade Cartridges

REF	DESCRIPTION	ORDERING NUMBER	ITEM CODE	WT. LBS.
12	Y-Type Carbide Blade (single)	YT-C	79574	1.1
13	18" (450mm) Y-Type Carbide Blade Cartridge	YCART-18/450-TC	79811	12.6
	24" (600mm) Y-Type Carbide Blade Cartridge	YCART-24/600-TC	79812	16.5
	30" (750mm) Y-Type Carbide Blade Cartridge	YCART-30/750-TC	79813	20.4
	36" (900mm) Y-Type Carbide Blade Cartridge	YCART-36/900-TC	79814	24.2
	42" (1050mm) Y-Type Carbide Blade Cartridge	YCART-42/1050-TC	79815	28.1
	48" (1200mm) Y-Type Carbide Blade Cartridge	YCART-48/1200-TC	79816	31.9
14	Y-Type Purple Polyurethane Blade (single)	YT-P	79573	1.2
15	18" (450mm) Y-Type Purple Blade Cartridge	YCART-18/450-P	79617	13.1
	24" (600mm) Y-Type Purple Blade Cartridge	YCART-24/600-P	79618	17.1
	30" (750mm) Y-Type Purple Blade Cartridge	YCART-30/750-P	79619	21.1
	36" (900mm) Y-Type Purple Blade Cartridge	YCART-36/900-P	79620	25.1
	42" (1050mm) Y-Type Purple Blade Cartridge	YCART-42/1050-P	79621	29.1
	48" (1200mm) Y-Type Purple Blade Cartridge	YCART-48/1200-P	79622	33.1
16	Y-Type White Polyurethane Blade (single)	YT-W	79572	1.2
17	18" (450mm) Y-Type White Blade Cartridge	YCART-18/450-W	79611	13.1
	24" (600mm) Y-Type White Blade Cartridge	YCART-24/600-W	79612	17.1
	30" (750mm) Y-Type White Blade Cartridge	YCART-30/750-W	79613	21.1
	36" (900mm) Y-Type White Blade Cartridge	YCART-36/900-W	79614	25.1
	42" (1050mm) Y-Type White Blade Cartridge	YCART-42/1050-W	79615	29.1
	48" (1200mm) Y-Type White Blade Cartridge	YCART-48/1200-W	79616	33.1

Lead time: 1 working day

Blades Required per Cleaner Size

in.	18	24	30	36	42	48
mm	450	600	750	900	1050	1200
Blades Required	6	8	10	12	14	16

Spring Tensioner Selection Chart

Cleaner Blade Width	79838 YST-S	79836 YST-Y	79837 YST-P
Carbide 18" - 48" (450 - 1200mm)	X		
Polyurethane 18" - 30" (450 - 750mm)		X	
Polyurethane 36" - 48" (900 - 1200mm)			X

U.S. Patent No. 9,586,765


Product Ordering Information

Y-Type™ Heavy Duty Secondary Cleaner with HD Carbide or Urethane Blades and YST Tensioner

Y-Type™ HD with Carbide Blades

BELT WIDTH		ORDERING NUMBER	ITEM CODE	WT. LBS.
in.	mm			
36	900	YTHD-TC-36S	79777	130.0
42	1050	YTHD-TC-42S	79778	142.4
48	1200	YTHD-TC-48S	79779	151.9
54	1350	YTHD-TC-54S	79780	161.5
60	1500	YTHD-TC-60S	79781	171.0
72	1800	YTHD-TC-72S	79782	190.1

Lead time: 1 working day




Y-Type™ HD with Carbide Blades

Y-Type™ HD with Purple Polyurethane Blades

BELT WIDTH		ORDERING NUMBER	ITEM CODE	WT. LBS.
in.	mm			
36	900	YTHD-36S	79783	131.0
42	1050	YTHD-42S	79784	140.3
48	1200	YTHD-48S	79785	149.5
54	1350	YTHD-54S	79786	158.8
60	1500	YTHD-60S	79787	168.0
72	1800	YTHD-72S	79788	186.5

Lead time: 1 working day




Y-Type™ HD with Purple Polyurethane Blades

Y-Type™ HD with White Polyurethane Blades

BELT WIDTH		ORDERING NUMBER	ITEM CODE	WT. LBS.
in.	mm			
36	900	YTHDW-36S	79789	131.0
42	1050	YTHDW-42S	79790	140.3
48	1200	YTHDW-48S	79791	149.5
54	1350	YTHDW-54S	79792	158.8
60	1500	YTHDW-60S	79793	168.0
72	1800	YTHDW-72S	79794	186.5

Lead time: 1 working day

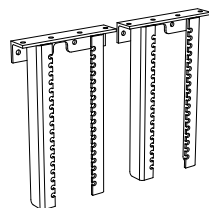


Y-Type™ HD with White/ Food Grade Blades

Optional YST Drop Brackets (2)

ORDERING NUMBER	ITEM CODE	WT. LBS.
YSTHDBK	79850	32.1

Lead time: 1 working day



YST Heavy Duty Drop Brackets

Product Notes:

- Works on reversing belts, vulcanized belts, and belts with mechanical fasteners.
- Pole Length: Belt width plus 54" (1350mm). For longer requirements, see Installation Accessories – Pole Extender Kit (137).
- Visual Blade Tension Check: Measure the tension spring and refer to Spring Length Chart on mounting base for the correct length for best cleaning performance.
- Tensioner: Standard Duty YST Spring Tensioner for self-adjusting tensioning with easy retensioning adjustments. The tensioner can be mounted in pull-up or push-up position.
- To make cleaner installation easier and quicker, see Optional Mounting Kits on replacement parts page or 137.
- Simple design makes changing the blades fast and easy. Blades can be removed and replaced individually, or all at once by replacing the cartridge.

U.S. Patent No. 9,586,765

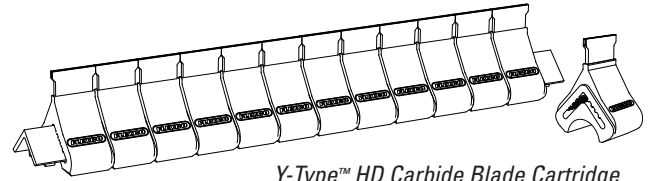
Product Ordering Information

Y-Type™ Heavy Duty Secondary Cleaner with HD Carbide or Urethane Blades and YST Tensioner

Replacement Blades/Cartridges HD Carbide

BELT WIDTH		ORDERING NUMBER	ITEM CODE	WT. LBS.
in.	mm			
-	-	YT-HDC*	79728	1.8
36	900	YCART-36/900-HDTC	79829	38.4
42	1050	YCART-42/1050-HDTC	79830	44.5
48	1200	YCART-48/1200-HDTC	79831	50.6
54	1350	YCART-54/1350-HDTC	79832	56.8
60	1500	YCART-60/1500-HDTC	79833	62.9
72	1800	YCART-72/1800-HDTC	79834	75.2

*Single 3" blade segment
Lead time: 1 working day

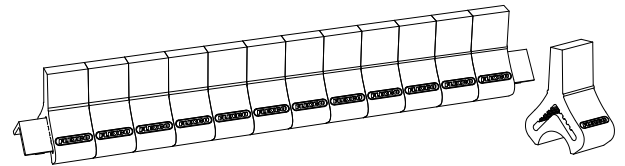


Y-Type™ HD Carbide Blade Cartridge

Replacement Blades/Cartridges HD Purple Polyurethane

BELT WIDTH		ORDERING NUMBER	ITEM CODE	WT. LBS.
in.	mm			
-	-	YT-HDP*	79677	1.7
36	900	YCART-36/900-HDP	79817	36.5
42	1050	YCART-42/1050-HDP	79818	42.3
48	1200	YCART-48/1200-HDP	79819	48.1
54	1350	YCART-54/1350-HDP	79820	53.9
60	1500	YCART-60/1500-HDP	79821	59.8
72	1800	YCART-72/1800-HDP	79822	71.4

*Single 3" blade segment
Lead time: 1 working day



Y-Type™ HD Polyurethane Blade Cartridge

Replacement Blades/Cartridges HD White† Polyurethane

BELT WIDTH		ORDERING NUMBER	ITEM CODE	WT. LBS.
in.	mm			
-	-	YT-HDW*	79676	1.7
36	900	YCART-36/900-HDW	79823	36.5
42	1050	YCART-42/1050-HDW	79824	42.3
48	1200	YCART-48/1200-HDW	79825	48.1
54	1350	YCART-54/1350-HDW	79826	53.9
60	1500	YCART-60/1500-HDW	79827	59.8
72	1800	YCART-72/1800-HDW	79828	71.4

*Single 3" blade segment

†White blades are chemical resistant, and all ingredients used in Polyurethane formulation comply with the relevant requirements of 21 CFR (FDA Code of Federal Regulations) for use in repeated bulk dry food applications.

Lead time: 1 working day

U.S. Patent No. 9,586,765


Specifications & Guidelines

Y-Type™ Heavy Duty Secondary Cleaner with YST Tensioner

Pole Length Specifications

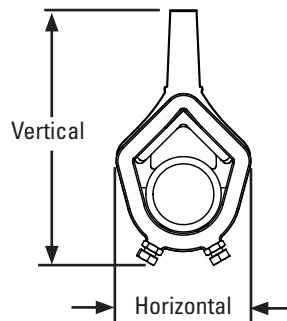
Cleaner Size		Pole Length		Maximum Conveyor Span	
in.	mm	in.	mm	in.	mm
36	900	90	2286	82	2083
42	1050	96	2438	88	2235
48	1200	102	2590	94	2388
54	1350	108	2743	100	2540
60	1500	114	2895	106	2692
72	1800	126	3200	118	2997

Pole Length – Belt +54" (1350mm)
Pole Diameter – 2-7/8" (73mm)



Clearance Guidelines for Installation

Cleaner Type	Belt Width/ Cleaner Size		Horizontal Clearance Required		Vertical Clearance Required	
	in.	mm	in.	mm	in.	mm
Y-Type® HD Polyurethane	36 - 72	900 - 1800	5-1/4	133	9-1/2	241
Y-Type HD Carbide	36 - 72	900 - 1800	5-1/4	133	9-3/4	248



Y-Type Blade Specifications

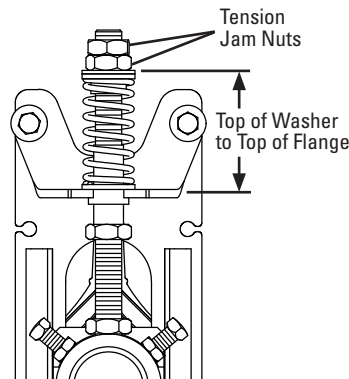
Cushion	Durometer	Temperature Range
Purple (Standard)	86A	-30° to 180°F -35° to 82° C
White (Food Grade) ‡	83A	-30° to 180°F -35° to 82° C
Carbide	86	-30° to 180°F -35° to 82° C

‡ All ingredients used in the Polyurethane formulation of this blade comply with the relevant requirements of 21 CFR (FDA Code of Federal Regulations) for use in repeated bulk dry food applications

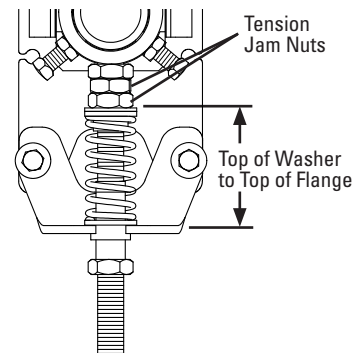
Spring Length Chart

Blade Width	Carbide Tip				Polyurethane Tip				
	Silver Springs		Black Springs		Green Springs		Blue Springs		
in.	mm	in.	mm	in.	mm	in.	mm	in.	mm
36	900	3 7/8	98	4	102	3	76	3 3/8	86
42	1050	3 3/4	95	3 7/8	98	2 7/8	73	3 1/4	83
48	1200	3 5/8	92	3 3/4	95	2 5/8	67	3 1/8	79
54	1350	3 1/2	89	3 3/4	95	2 1/2	64	3	76
60	1500	3 3/8	86	3 5/8	92	NA	NA	2 7/8	73
72	1800	3 1/4	83	3 1/2	89	NA	NA	2 1/2	64

Shading indicates preferred spring option.



Pull-Up Tensioner Configuration (HD)



Push-Up Tensioner Configuration (HD)

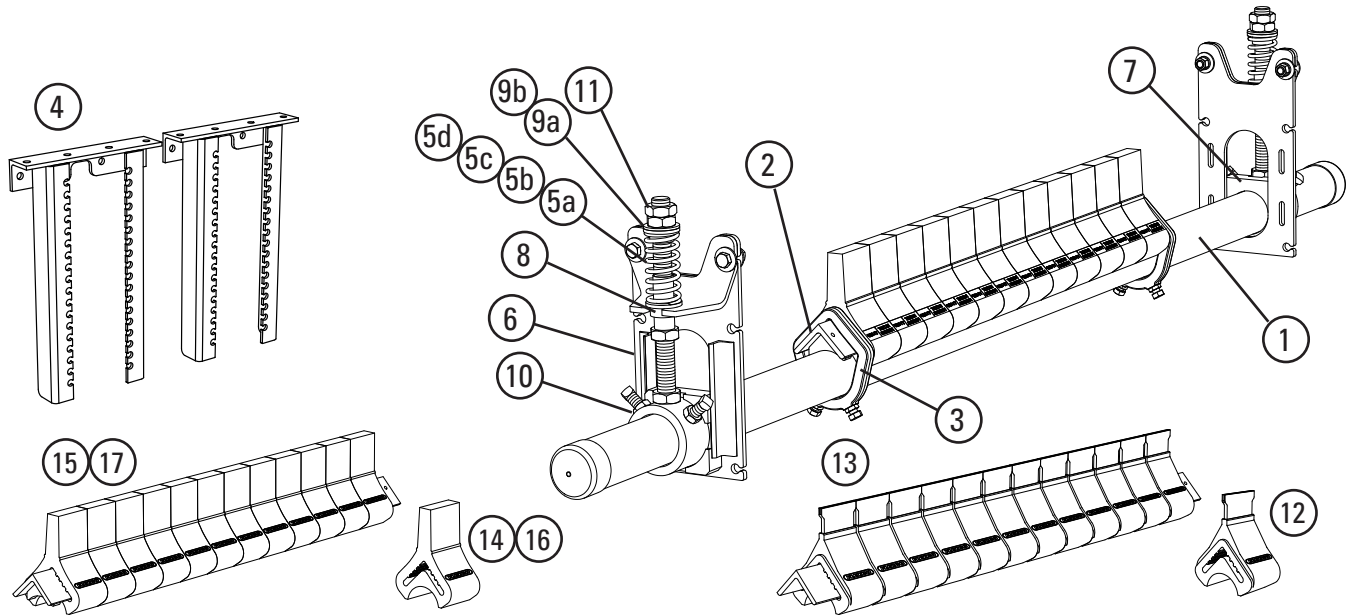
Specifications:

- Maximum Belt Speed750 FPM (3.8M/sec)
- Temperature Rating-30°F to 180°F (-35°C to 82°C)
- Usable Blade Wear Length.....3" (76mm) (Polyurethane)
3/8" (10mm) (Carbide)
- Blade MaterialsPurple: Polyurethane (proprietary blend for abrasion resistance and long wear)
White: Polyurethane (chemical resistant/food grade)
Carbide: Tungsten Carbide
- Available for Belt Widths36" to 72" (900 to 1800mm). Other sizes available upon request
- CEMA Cleaner RatingClass 3 (Heavy-duty with polyurethane or carbide blades)

U.S. Patent No. 9,586,765

Replacement Parts List

Y-Type™ Heavy Duty Secondary Cleaner with YST Tensioner



Replacement Parts

REF	DESCRIPTION	ORDERING NUMBER	ITEM CODE	WT. LBS.
1	36" (900mm) Y-Type HD Pole	YTPHD-36/900	79799	60.0
	42" (1050mm) Y-Type HD Pole	YTPHD-42/1050	79800	63.4
	48" (1200mm) Y-Type HD Pole	YTPHD-48/1200	79801	66.8
	54" (1350mm) Y-Type HD Pole	YTPHD-54/1350	79802	70.2
	60" (1500mm) Y-Type HD Pole	YTPHD-60/1500	79803	73.6
	72" (1800mm) Y-Type HD Pole	YTPHD-72/1800	79804	77.0
2	36" (900mm) Y-Type HD Cushion Angle	YTAHD-36/900	79805	16.5
	42" (1050mm) Y-Type HD Cushion Angle	YTAHD-42/1050	79806	18.9
	48" (1200mm) Y-Type HD Cushion Angle	YTAHD-48/1200	79807	21.4
	54" (1350mm) Y-Type HD Cushion Angle	YTAHD-54/1350	79808	23.9
	60" (1500mm) Y-Type HD Cushion Angle	YTAHD-60/1500	79809	26.3
	72" (1800mm) Y-Type HD Cushion Angle	YTAHD-72/1800	79810	31.3
3	Y-Type HD Angle Clamp* (2 Clamps)	YTACHD	79835	4.8
4	YST HD Drop Bracket Kit (2 Brackets)	YSTHDDBK	79850	32.1
5a	YST HD Spring, Green	YSTHDS-GR	79797	0.5
5b	SST Spring, Silver (for Y-Type HD Carbide Cleaners)	STS-S	75843	0.8
5c	YST HD Spring, Blue	YSTHDS-BL	79798	0.6
5d	SST Spring, Black (for Y-Type HD Carbide Cleaners)	STS-B	75844	1.1
6	YST HD Mounting Bracket (incl. Angle Bracket)	YSTHDMB	79849	6.7
7	YST HD Guide Block Kit (Pair)	YSTHDGBK	79851	1.0
8	YST HD Lower Bushing Kit (Pair)	YSTHDLBK	79852	0.1
9a	YST HD Top Bushing Kit White (Pair)	YSTHDBK-W	79853	0.1
9b	YST HD Top Bushing Kit Black (Pair)	YSTHDBK-B	79856	0.1
10	YST HD Pole Mount Kit*	YSTPHDMK	79854	7.8
11	YST HD Adjusting Rod Nut Kit	YSTANKHD	79858	0.6
-	YST Tensioner w/Silver Spring (Pair) (for belts 36" - 54" w/carbide tips) (incl. 2 ea. item 5b, 6, 10, 11; 1 ea. items 7, 8, 9a)	YSTHD-S	79840	33.4
-	YST Tensioner w/Black Spring (Pair) (for belts 60" - 72" w/carbide tips) (incl. 2 ea. item 5d, 6, 10, 11; 1 ea. items 7, 8, 9b)	YSTHD-BK	79842	34.1
-	YST Tensioner w/Green Spring (Pair) (for belts 36" - 48" w/Polyurethane tips) (incl. 2 ea. item 5a, 6, 10, 11; 1 ea. items 7, 8, 9a)	YSTHD-GR	79839	32.8
-	YST Tensioner w/Blue Spring (Pair) (for belts 54" - 72" w/Polyurethane tips) (incl. 2 ea. item 5c, 6, 10, 11; 1 ea. items 7, 8, 9b)	YSTHD-BL	79841	33.1

*Hardware included Lead time: 1 working day

Replacement Blades/Blade Cartridges

REF	DESCRIPTION	ORDERING NUMBER	ITEM CODE	WT. LBS.
12	Y-Type HD Carbide Blade (single)	YT-HDC	79728	1.9
13	36" (900mm) Y-Type HD Carbide Blade Cartridge	YCART-36/900-HDTC	79829	38.5
	42" (1050mm) Y-Type HD Carbide Blade Cartridge	YCART-42/1050-HDTC	79830	44.6
	48" (1200mm) Y-Type HD Carbide Blade Cartridge	YCART-48/1200-HDTC	79831	50.7
	54" (1350mm) Y-Type HD Carbide Blade Cartridge	YCART-54/1350-HDTC	79832	56.8
	60" (1500mm) Y-Type HD Carbide Blade Cartridge	YCART-60/1500-HDTC	79833	63.0
	72" (1800mm) Y-Type HD Carbide Blade Cartridge	YCART-72/1800-HDTC	79834	75.2
14	Y-Type HD Purple Polyurethane Blade (single)	YT-HDP	79677	1.7
15	36" (900mm) Y-Type HD Purple Blade Cartridge	YCART-36/900-HDP	79817	36.6
	42" (1050mm) Y-Type HD Purple Blade Cartridge	YCART-42/1050-HDP	79818	42.4
	48" (1200mm) Y-Type HD Purple Blade Cartridge	YCART-48/1200-HDP	79819	48.2
	54" (1350mm) Y-Type HD Purple Blade Cartridge	YCART-54/1350-HDP	79820	54.0
	60" (1500mm) Y-Type HD Purple Blade Cartridge	YCART-60/1500-HDP	79821	59.8
	72" (1800mm) Y-Type HD Purple Blade Cartridge	YCART-72/1800-HDP	79822	71.4
16	Y-Type HD White Polyurethane Blade (single)	YT-HDW	79676	1.7
17	36" (900mm) Y-Type HD White Blade Cartridge	YCART-36/900-HDW	79823	36.6
	42" (1050mm) Y-Type HD White Blade Cartridge	YCART-42/1050-HDW	79824	42.4
	48" (1200mm) Y-Type HD White Blade Cartridge	YCART-48/1200-HDW	79825	48.2
	54" (1350mm) Y-Type HD White Blade Cartridge	YCART-54/1350-HDW	79826	54.0
	60" (1500mm) Y-Type HD White Blade Cartridge	YCART-60/1500-HDW	79827	59.8
	72" (1800mm) Y-Type HD White Blade Cartridge	YCART-72/1800-HDW	79828	71.4

Lead time: 1 working day

Spring Tensioner Selection Chart

Cleaner Blade Width	Silver YSTHD-S	Black YSTHD-BK	Green YSTHD-GR	Blue YSTHD-BL
Carbide 36" - 54" (900 - 1350mm)	X			
Carbide 60" - 72" (1500 - 1800mm)		X		
Polyurethane 36" - 48" (900 - 1200mm)			X	
Polyurethane 54" - 72" (1350 - 1800mm)				X

Blades Required per Cleaner Size

in.	36	42	48	54	60	72
mm	900	1050	1200	1350	1500	1800
Blades Required	12	14	16	18	20	24

U.S. Patent No. 9,586,765

Product Ordering Information

**P-Type®
Secondary Cleaner**

P-Type® Secondary with C-Tips*

BELT WIDTH		ORDERING NUMBER	ITEM CODE	WT. LBS.
in.	mm			
18	450	PC18	74566	72.4
24	600	PC24	74567	79.3
30	750	PC30	74568	85.2
36	900	PC36	74569	92.1
42	1050	PC42	74570	105.0
48	1200	PC48	74571	111.8
54	1350	PC54	74572	122.2
60	1500	PC60	74573	128.1
72	1800	PC72	74574	139.9

*NOTE: C-Tips can be used on mechanically spliced and vulcanized belts.

Lead time: 1 working day




P-Type® Secondary with V-Tips*

BELT WIDTH		ORDERING NUMBER	ITEM CODE	WT. LBS.
in.	mm			
18	450	PV-18	78453	72.4
24	600	PV-24	78415	79.3
30	750	PV-30	78417	85.2
36	900	PV-36	78419	92.1
42	1050	PV-42	78421	105.0
48	1200	PV-48	78423	111.8
54	1350	PV-54	78454	122.2
60	1500	PV-60	78455	128.1
72	1800	PV72	73438	139.9

*NOTE: V-Tips can be used ONLY on vulcanized belts.

Lead time: 1 working day



Replacement Tips

ORDERING NUMBER	ITEM CODE	WT. LBS.
ICT6	74535	0.7
PSA150	73156	1.0

Lead time: 1 working day

Tips Required per Cleaner Size

in.	18	24	30	36	42	48	54	60	72
mm	450	600	750	900	1050	1200	1350	1500	1800
C-Tips or V-Tips Required	3	4	5	6	7	8	9	10	12

Product Notes:

- C-Tip: specially formulated tungsten carbide blades to work with mechanical fasteners.
- V-Tip: for use on vulcanized belts only.
- Compact design: fits in small transfer areas and tight chutes.
- Tips set at a non-aggressive 70° angle to give quick relief for passing mechanical splices.


Product Ordering Information

P-Type® LS Limited Space Secondary Cleaner

P-Type® LS Belt Cleaner with C-Tips*

BELT WIDTH		ORDERING NUMBER	ITEM CODE	WT. LBS.
in.	mm			
18	450	PLSC18	75588	73.4
24	600	PLSC24	75589	80.3
30	750	PLSC30	75590	86.2
36	900	PLSC36	75591	93.1
42	1050	PLSC42	75592	100.0
48	1200	PLSC48	75593	106.9
54	1350	PLSC54	75594	113.8

*NOTE: C-Tips can be used on mechanically spliced and vulcanized belts.
Lead time: 1 working day



Replacement C-Tips

ORDERING NUMBER	ITEM CODE	WT. LBS.
ICT6	74535	0.7

Lead time: 1 working day

Tips Required per Cleaner Size

in.	18	24	30	36	42	48	54
mm	450	600	750	900	1050	1200	1350
C-Tips Required	3	4	5	6	7	8	9

Product Notes:

- LS = Limited Space. Requires only 5 1/2" (138mm) of vertical clearance for installation.
- Not available in belt widths larger than 54" (1350mm).

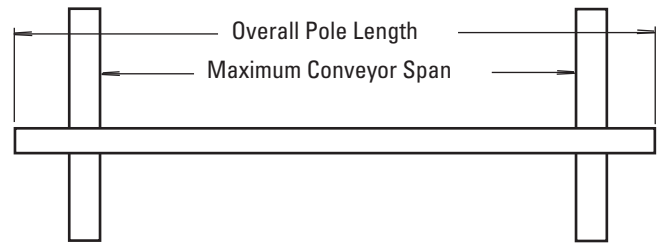
Specifications & Guidelines

P-Type® Secondary Cleaner

Pole Length Specifications

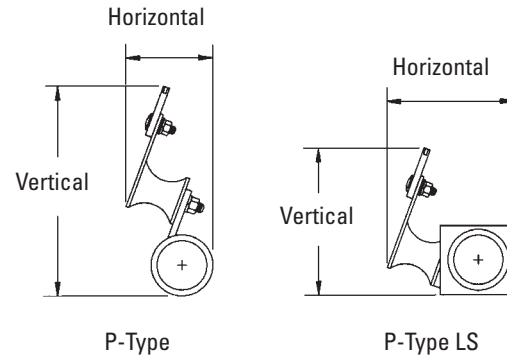
CLEANER SIZE		POLE LENGTH		MAXIMUM CONVEYOR SPAN	
in.	mm	in.	mm	in.	mm
18	450	48	1200	43	1075
24	600	54	1350	49	1225
30	750	60	1500	55	1375
36	900	66	1650	61	1525
42	1050	72	1800	67	1675
48	1200	78	1950	73	1825
54	1350	88	2200	83	2075
60	1500	94	2350	89	2225
72	1800	106	2650	101	2525

Pole Diameter - 2-3/8" (60mm)



Clearance Guidelines for Installation

CLEANER TYPE	BELT WIDTH/ CLEANER SIZE		HORIZONTAL CLEARANCE REQUIRED		VERTICAL CLEARANCE REQUIRED	
	in.	mm	in.	mm	in.	mm
P-Type	18 – 72	450 – 1800	4	100	8	200
P-Type LS	18 – 54	450 – 1350	5	125	5 1/2	138



P-Type Cushion Specifications

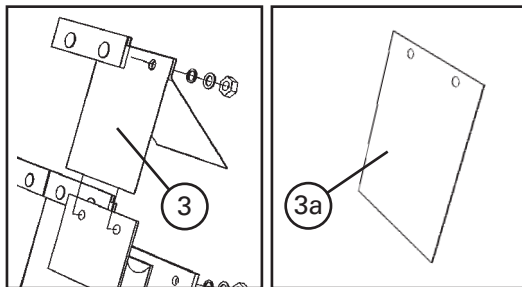
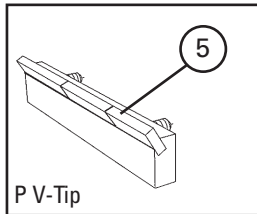
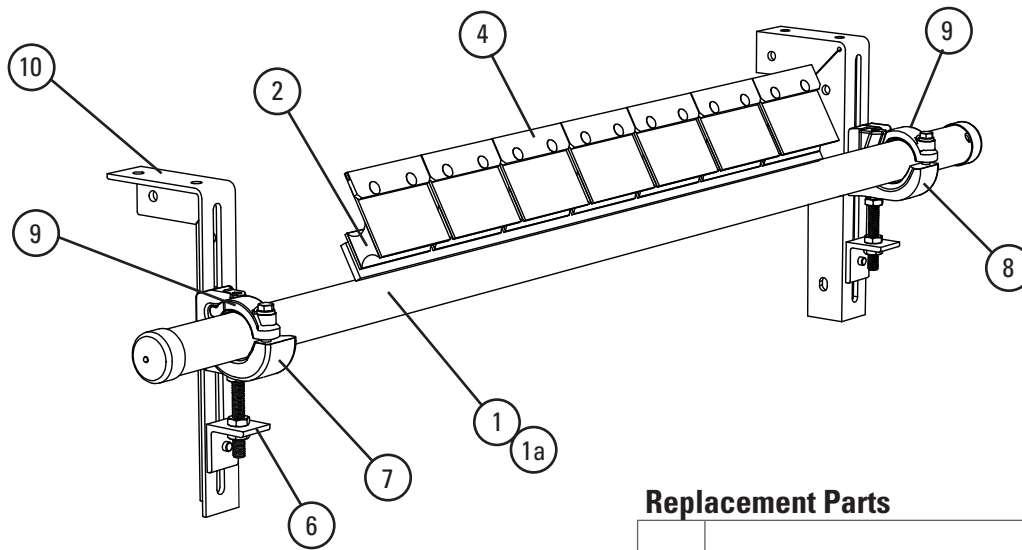
CUSHION	DUROMETER	TEMPERATURE RANGE
Standard	55A	-30° to 180°F -35° to 82° C

Specifications:

- Maximum Belt Speed 1000 FPM (5M/sec)
- Temperature Rating -30°F to 180°F (-35°C to 82°C)
- Usable Blade Wear Length..... 3/8" (9mm)
- Blade Materials C-Tip: Impact Resistant Tungsten Carbide
(works with mechanical fasteners)
V-Tip: Long Life Tungsten Carbide
(works on vulcanized belts only)
- Available for Belt Widths P-Type: 18" to 72" (450 to 1800mm)
P-Type LS: 18" to 54" (450 to 1350mm)
Other sizes available upon request.
- CEMA Cleaner Rating Class 3

Replacement Parts List

P-Type®
Secondary Cleaner



Tips Required per Cleaner Size

in.	18	24	30	36	42	48	54	60	72
mm	450	600	750	900	1050	1200	1350	1500	1800
C-Tips or V-Tips Required	3	4	5	6	7	8	9	10	12

Replacement Parts

REF	DESCRIPTION	ORDERING NUMBER	ITEM CODE	WT. LBS.
1	18" (450mm) Pole	PP-18	78414	22.5
	24" (600mm) Pole	PP-24	78416	26.0
	30" (750mm) Pole	PP-30	78418	32.3
	36" (900mm) Pole	PP-36	78420	33.0
	42" (1050mm) Pole	PP-42	78422	43.0
	48" (1200mm) Pole	PP-48	78424	47.5
	54" (1350mm) Pole	PP-54	78425	55.0
	60" (1500mm) Pole	PP-60	78451	58.0
	72" (1800mm) Pole	PP72	73017	64.0
1a	18" (450mm) LS Pole	PLSP18	75595	32.3
	24" (600mm) LS Pole	PLSP24	75596	36.0
	30" (750mm) LS Pole	PLSP30	75597	38.7
	36" (900mm) LS Pole	PLSP36	75598	42.4
	42" (1050mm) LS Pole	PLSP42	75599	46.1
	48" (1200mm) LS Pole	PLSP48	75600	49.8
	54" (1350mm) LS Pole	PLSP54	75601	53.5
2	P2 C-Tip Cushion*	PHA	73626	2.0
3	P Polyshield	PPS6	73024	0.5
3a	P SS Shield	PSSS	74773	0.5
4	C-Tip* Kit (1 ea.)	ICT6	74535	0.7
5	P V-Tip* (for vulcanized belts only)	PSA150	73156	1.0
6	Adjusting Bracket Kit* (1 ea.)	PAB	75513	1.5
7	Pole Clamp Kit Left* (1 ea.) (incl. 1 item 9)	CCKL	79224	6.8
8	Pole Clamp Kit Right* (1 ea.) (incl. 1 item 9)	CCKR	79228	6.8
9	Cradle Clamp Top Strap (1 ea.) For use on left or right Pole Clamp Kit	CCKTS	79232	1.1
10	Mounting Bracket Kit (1 Right and 1 Left)	EZS2MBK	75666	13.0
-	Cradle Clamp Mounting Kit* (incl. 2 items 6 and 1 ea. item 8, 9 & 10)	CCMK	78919	33.0

*Hardware included
Lead time: 1 working day

Product Ordering Information

R-Type® Reversing Secondary Cleaner

R-Type® Reversing with C-Tips*

BELT WIDTH		ORDERING NUMBER	ITEM CODE	WT. LBS.
in.	mm			
18	450	RC18	74618	72.8
24	600	RC24	74619	79.3
30	750	RC30	74620	85.2
36	900	RC36	74621	91.9
42	1050	RC42	74622	104.9
48	1200	RC48	74623	113.5
54	1350	RC54	74624	121.1
60	1500	RC60	74625	129.8
72	1800	RC72	74626	141.1

*NOTE: C-Tips can be used on mechanically spliced and vulcanized belts.

Lead time: 1 working day



R-Type® Reversing with V-Tips*

BELT WIDTH		ORDERING NUMBER	ITEM CODE	WT. LBS.
in.	mm			
18	450	RV-18	78402	72.4
24	600	RV-24	78403	78.7
30	750	RV-30	78404	84.6
36	900	RV-36	78405	91.1
42	1050	RV-42	78406	104.0
48	1200	RV-48	78407	113.3
54	1350	RV-54	78408	119.9
60	1500	RV-60	78409	128.5
72	1800	RV-72	74641	139.7

*NOTE: V-Tips can be used ONLY on vulcanized belts.

Lead time: 1 working day

Replacement Tips

ORDERING NUMBER	ITEM CODE	WT. LBS.
ICT6	74535	0.7
RSA150	73628	1.3

Lead time: 1 working day

Tips Required per Cleaner Size

in.	18	24	30	36	42	48	54	60	72
mm	450	600	750	900	1050	1200	1350	1500	1800
C-Tips or V-Tips Required	3	4	5	6	7	8	9	10	12

Product Notes:


- Two-way cushions allow cleaning in both directions.
- Tungsten carbide tips for long wear and superior cleaning.

Specifications & Guidelines

Pole Length Specifications

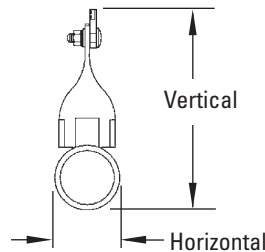
CLEANER SIZE		POLE LENGTH		MAXIMUM CONVEYOR SPAN	
in.	mm	in.	mm	in.	mm
18	450	48	1200	43	1075
24	600	54	1350	49	1225
30	750	60	1500	55	1375
36	900	66	1650	61	1525
42	1050	72	1800	67	1675
48	1200	78	1950	73	1825
54	1350	88	2200	83	2075
60	1500	94	2350	89	2225
72	1800	106	2650	101	2525

Pole Diameter - 2-3/8" (60mm)



Clearance Guidelines For Installation

BELT WIDTH/ CLEANER SIZE		HORIZONTAL CLEARANCE REQUIRED		VERTICAL CLEARANCE REQUIRED	
in.	mm	in.	mm	in.	mm
18 - 72	450 - 1800	4	100	8	200



R-Type Cushion Specifications

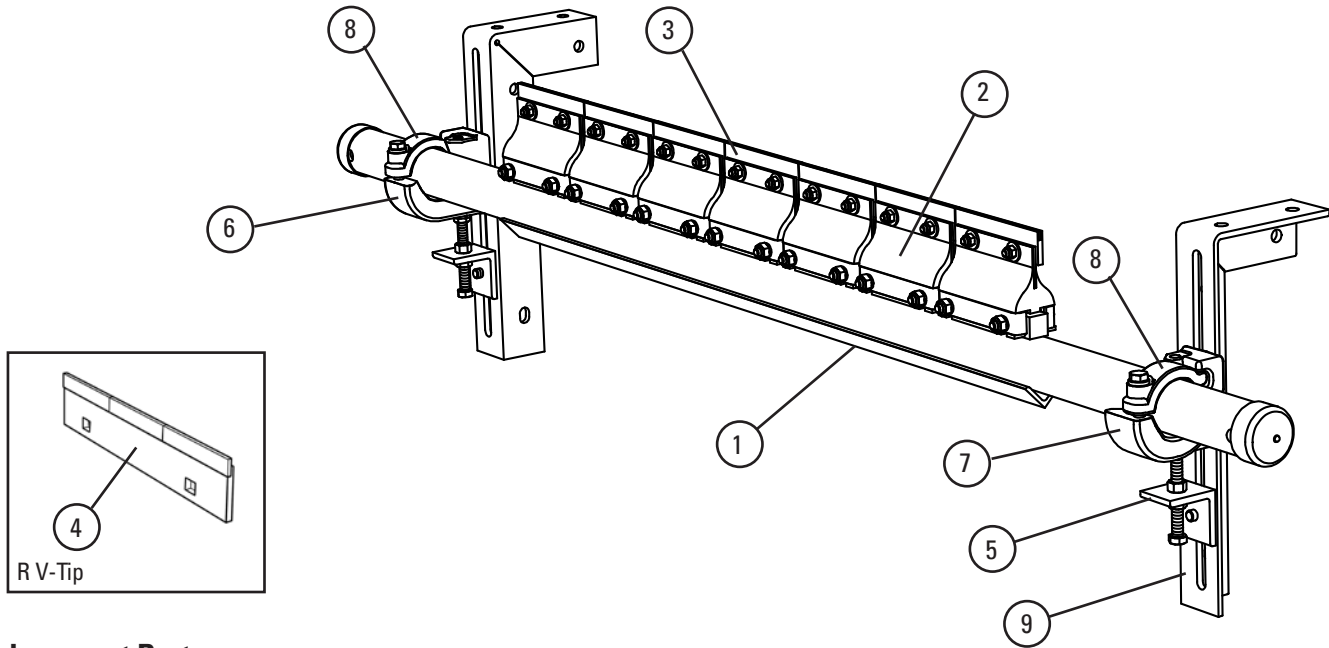
CUSHION	DUROMETER	TEMPERATURE RANGE
Standard	55A	-30° to 180°F -35° to 82° C

Specifications:

- Maximum Belt Speed 1000 FPM (5M/sec)
- Temperature Rating -30°F to 180°F (-35°C to 82°C)
- Usable Blade Wear Length 3/8" (9mm)
- Blade Materials C-Tip: Impact Resistant Tungsten Carbide
(works with mechanical fasteners)
V-Tip: Long Life Tungsten Carbide
(works on vulcanized belts only)
- Available for Belt Widths 18" to 72" (450 to 1800mm)
Other sizes available upon request
- CEMA Cleaner Rating Class 4

Replacement Parts List

R-Type®
Secondary Cleaner



Replacement Parts

REF	DESCRIPTION	ORDERING NUMBER	ITEM CODE	WT. LBS.
1	18" (450mm) Pole	RP-18	78426	23.9
	24" (600mm) Pole	RP-24	78427	27.8
	30" (750mm) Pole	RP-30	78428	31.1
	36" (900mm) Pole	RP-36	78429	35.2
	42" (1050mm) Pole	RP-42	78430	45.6
	48" (1200mm) Pole	RP-48	78431	50.6
	54" (1350mm) Pole	RP-54	78432	56.6
	60" (1500mm) Pole	RP-60	78433	62.7
	72" (1800mm) Pole	RP-72	74612	71.4
2	R2 C-Tip Cushion*	RSA	76249	2.0
3	C-Tip Kit* (1 ea.)	ICT6	74535	0.7
4	R V-Tip* (for vulcanized belts only)	RSA150	73628	1.3
5	Adjusting Bracket Kit* (1 ea.)	PAB	75513	1.5
6	Pole Clamp Kit Left* (1 ea.) (incl. 1 item 8)	CCKL	79224	6.8
7	Pole Clamp Kit Right* (1 ea.) (incl. 1 item 8)	CCKR	79228	6.8
8	Pole Clamp Top Strap (1 ea.) For use on left or right Pole Clamp Kit	CCKTS	79232	1.1
9	Mounting Bracket Kit (1 Right and 1 Left)	EZS2MBK	75666	13.0
-	Cradle Clamp Mounting Kit* (incl. 2 ea. item 5 and 1 ea. item 6, 7 & 9)	CCMK	78919	33.0

*Hardware included
Lead time: 1 working day

Tips Required per Cleaner Size

in.	18	24	30	36	42	48	54	60	72
mm	450	600	750	900	1050	1200	1350	1500	1800
C-Tips or V-Tips Required	3	4	5	6	7	8	9	10	12


Product Ordering Information

FMS Secondary Cleaner (MST and YST Tensioners)

FMS Secondary with C-Tips

BELT WIDTH		ORDERING NUMBER	ITEM CODE	WT. LBS.
in.	mm			
18	450	FMS-18	79637	98.7
24	600	FMS-24	79638	111.2
30	750	FMS-30	79639	123.6
36	900	FMS-36	79640	136.1
42	1050	FMS-42	79641	148.6
48	1200	FMS-48	79642	161.1
54	1350	FMS-54	79643	173.5
60	1500	FMS-60	79644	186.0
72	1800	FMS-72	79645	211.0

Lead time: 1 working day



FMS with MST Tensioner

FMS with YST Tensioner

FMS Secondary with V-Tips

BELT WIDTH		ORDERING NUMBER	ITEM CODE	WT. LBS.
in.	mm			
18	450	FMS-18V	79646	98.7
24	600	FMS-24V	79647	111.2
30	750	FMS-30V	79648	123.6
36	900	FMS-36V	79649	136.1
42	1050	FMS-42V	79650	148.6
48	1200	FMS-48V	79651	161.1
54	1350	FMS-54V	79652	173.5
60	1500	FMS-60V	79653	186.0
72	1800	FMS-72V	79654	211.0

*NOTE: V-Tips can be used ONLY on vulcanized belts.

Lead time: 1 working day

FMS Secondary with C-Tips

BELT WIDTH		ORDERING NUMBER	ITEM CODE	WT. LBS.
in.	mm			
18	450	FMS-18-YST	90545	98.7
24	600	FMS-24-YST	90546	111.2
30	750	FMS-30-YST	90547	123.6
36	900	FMS-36-YST	90548	136.1
42	1050	FMS-42-YST	90549	148.6
48	1200	FMS-48-YST	90550	161.1
54	1350	FMS-54-YST	90551	173.5
60	1500	FMS-60-YST	90552	186.0
72	1800	FMS-72-YST	90553	211.0

Replacement Tips

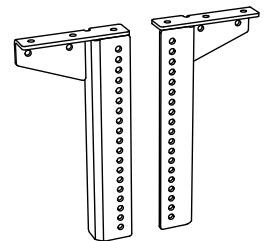
ORDERING NUMBER	ITEM CODE	WT. LBS.
ICT6	74535	0.7
RSA150	73628	1.3

Lead time: 1 working day

Optional MST Drop Brackets (2)

ORDERING NUMBER	ITEM CODE	WT. LBS.
MSTDB	79434	27.7

Lead time: 1 working day



Tips Required Per Cleaner Size

in.	18	24	30	36	42	48	54	60	72
mm	450	600	750	900	1050	1200	1350	1500	1800
C-Tips or V-Tips Required	3	4	5	6	7	8	9	10	12

Product Notes:

- Recommended for medium-duty conveyor applications.
- Pole Length: Belt width plus 54" (1350mm). For longer requirements, see Minline Installation Accessories – Pole Extender Kit (137).
- Cushion is designed to maintain continuous blade-to-belt contact and quick relief from passing mechanical splices.
- C-Tips are for mechanically fastened or vulcanized belts. V-Tips are for vulcanized belts only.
- Visual Blade Tension Check: Measure the tension spring and refer to Spring Length Chart for the correct length for best cleaning performance.
- Tensioner: MST Spring Tensioner for self-adjusting tensioning with easy retensioning adjustments.
- To make cleaner installation easier and quicker, see Optional Drop Brackets on 97.

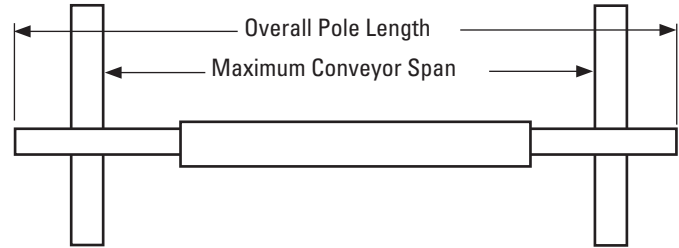
U.S. Patent No. 6,823,983; 7,093,706

Specifications & Guidelines

Pole Length Specifications*

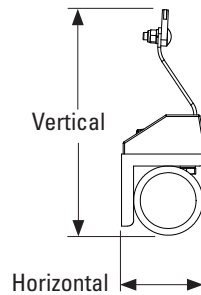
CLEANER SIZE		BLADE WIDTH		POLE LENGTH		MAXIMUM CONVEYOR SPAN	
in.	mm	in.	mm	in.	mm	in.	mm
18	450	18	450	72	1800	62	1550
24	600	24	600	78	1950	68	1700
30	750	30	750	84	2100	74	1850
36	900	36	900	90	2250	80	2000
42	1050	42	1050	96	2400	86	2150
48	1200	48	1200	102	2550	92	2300
54	1350	54	1350	108	2700	98	2450
60	1500	60	1500	114	2850	104	2600
72	1800	72	1800	126	3150	116	2900

*For special extra long pole length requirements a Pole Extender Kit (#76024) is available that provides 30" (750mm) of extended pole length. (137).
Pole Diameter – 2-7/8" (73mm)



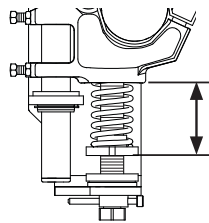
Clearance Guidelines for Installation

HORIZONTAL CLEARANCE REQUIRED		VERTICAL CLEARANCE REQUIRED	
in.	mm	in.	mm
3-1/2	89	10	245



MST Tensioner Spring Length Chart

Blade Width		2 White Springs		2 Silver Springs		2 Black Springs	
in.	mm	in.	mm	in.	mm	in.	mm
18	450	2 7/8	73	3 1/2	89	3 1/2	89
24	600	2 5/8	67	3 3/8	86	3 1/2	89
30	750	2 3/8	60	3 1/4	83	3 3/8	86
36	900	2 1/8	54	3 1/8	79	3 1/4	83
42	1050	N/A	N/A	3	76	3 1/8	79
48	1200	N/A	N/A	2 7/8	73	3 1/8	79
54	1350	N/A	N/A	2 3/4	70	3	76
60	1500	N/A	N/A	2 3/4	70	2 7/8	73
72	1800	N/A	N/A	N/A	N/A	2 3/4	70



Bottom of Pole Mount to Bottom of Spring Support Plate

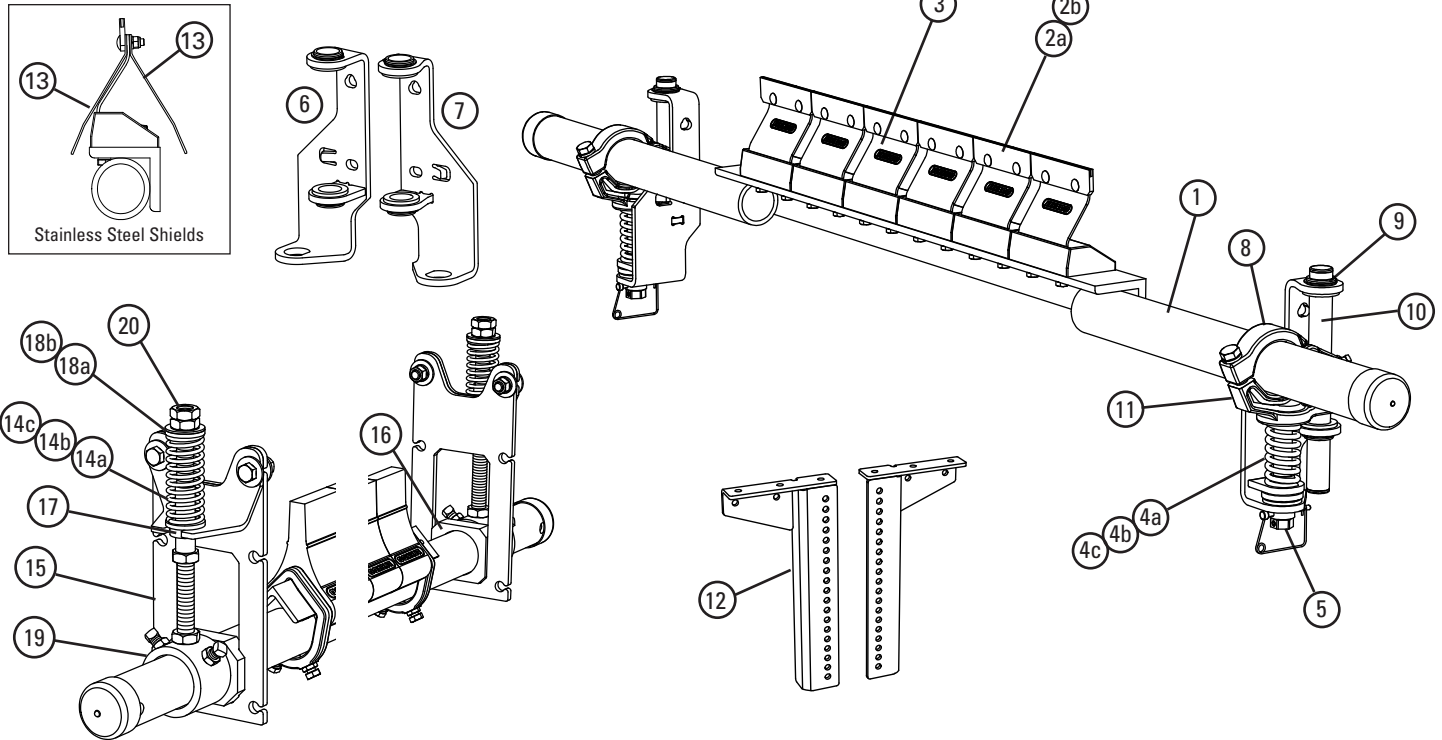
Shading indicates preferred spring option. Measure spring as shown.

Specifications

- Maximum Belt Speed1000 FPM (5M/sec)
- Temperature Rating-30°F to 180°F (-35°C to 82°C)
- Usable Blade Wear Length.....3/8" (9mm)
- Blade MaterialsC-Tip: Impact Resistant Tungsten Carbide (works with mechanical fasteners)
V-Tip: Long Life Tungsten Carbide (for vulcanized belts only)
- Available for Belt Widths18" to 72" (450 to 1800mm). Other sizes available upon request
- CEMA Cleaner RatingClass 4

U.S. Patent No. 6,823,983; 7,093,706

Replacement Parts List



Replacement Parts

REF	DESCRIPTION	ORDERING NUMBER	ITEM CODE	WT. LBS.
1	18" (450mm) Pole	MHSP-18	76178	46.2
	24" (600mm) Pole	MHSP-24	75918	51.7
	30" (750mm) Pole	MHSP-30	75919	57.2
	36" (900mm) Pole	MHSP-36	75920	62.8
	42" (1050mm) Pole	MHSP-42	75921	68.3
	48" (1200mm) Pole	MHSP-48	75922	73.9
	54" (1350mm) Pole	MHSP-54	75923	79.4
	60" (1500mm) Pole	MHSP-60	75924	85.0
72" (1800mm) Pole	MHSP-72	75925	96.1	
2a	C-Tip*	ICT6	74535	0.7
2b	V-Tip* (for vulcanized belts only)	RSA150	73628	1.3
3	FMS Cushion Kit*	FMSC	79699	4.2
4a	Tension Spring - White (1 ea.) for belts 18" - 30" (450-750mm)	STS-W	75846	0.5
4b	Tension Spring - Silver (1 ea.) for belts 36" - 54" (900-1350mm)	STS-S	75843	0.8
4c	Tension Spring - Black (1 ea.) for belts 60" - 72" (1500-1800mm)	STS-B	75844	1.0
5	MST Adjusting Mechanism	MSTAM	79435	2.8
6	MST Mounting Bracket LH (incl. bushings)	MST-MBL	79436	5.7
7	MST Mounting Bracket RH (incl. bushings)	MST-MBR	79437	5.7
8	MST HD Clamp*	MSTCHD	79439	2.5
9	MST Bushing Kit (incl. 4 bushings)	MSTBK	79440	.2
10	MST Guide Pole	MSTGT	79441	1.5
11	MST HD Pole Mount*	MSTPMHD	79451	7.3
12	MST Drop Brackets (2)	MSTDB	79434	27.7
13	P SS Shield	PSSS	74773	.5
-	MST HD Tensioner w/White Spring* (incl. 1 ea. items 6, 7; 2 ea. items 4a, 5, 8, 10 & 11)	MSTHD-W	79431	36.8
-	MST HD Tensioner w/Silver Spring* (incl. 1 ea. items 6, 7; 2 ea. items 4b, 5, 8, 10 & 11)	MSTHD-S	79432	37.5
-	MST HD Tensioner w/Black Spring* (incl. 1 ea. items 6, 7; 2 ea. items 4c, 5, 8, 10 & 11)	MSTHD-B	79433	38.1

*Hardware Included
Lead time: 1 working day

REF	DESCRIPTION	ORDERING NUMBER	ITEM CODE	WT. LBS.
14a	YST Spring Yellow	YSTS-Y	79795	0.3
14b	YST Spring Purple	YSTS-P	79796	0.4
14c	YST Spring Silver (Y-Type Carbide Cleaners)	CTS-S	77743	0.5
15	YST Mounting Bracket (incl. Angle Bracket)	YSTMB	79843	3.3
16	YST Guide Block Kit (Pair)	YSTGBK	79845	0.4
17	YST Lower Bushing Kit (Pair)	YSTLKB	79846	0.1
18a	YST Top Bushing Kit White (Pair)	YSTTBK-W	79847	0.1
18b	YST Top Bushing Kit Black (Pair)	YSTTBK-B	79855	0.1
19	YST Pole Mount Kit*	YSTPMK	79848	4.3
20	YST Adjusting Rod Nut Kit	YSTANK	79857	0.2
-	YST Tensioner w/Yellow Spring (Pair) (incl. 2 ea. item 14a, 15, 19, 20; 1 ea. items 16, 17, 18a)	YST-Y	79836	18.2
-	YST Tensioner w/Purple Spring (Pair) (incl. 2 ea. item 14b, 15, 19, 20; 1 ea. items 16, 17, 18a)	YST-P	79837	18.5
-	YST Tensioner w/Silver Spring (Pair) (incl. 2 ea. item 14c, 15, 19, 20; 1 ea. items 16, 17, 18b)	YST-S	79838	18.8

MST Spring Tensioner Selection Chart

CLEANER SIZE	79431 MSTHD-W	79432 MSTHD-S	79433 MSTHD-B
FMS 18" - 30" (450 - 750mm)	X		
FMS 36" - 54" (900 - 1350mm)		X	
FMS 60" - 72" (1500 - 1800mm)			X

NOTE: For 0.00 pricing, please contact the Chile office for quotation.

U.S. Patent No. 6,823,983; 7,093,706


Product Ordering Information

MHS Heavy Duty Secondary Cleaner (Polyurethane Cushion Shields, SSTensioners)

MHS HD Secondary with C-Tips

BELT WIDTH		ORDERING NUMBER	ITEM CODE	WT. LBS.
in.	mm			
24	600	MHS-24RU	79738	125.8
30	750	MHS-30RU	79739	131.0
36	900	MHS-36RU	79740	141.8
42	1050	MHS-42RU	79741	152.5
48	1200	MHS-48RU	79742	163.3
54	1350	MHS-54RU	79743	174.0
60	1500	MHS-60RU	79744	184.8
72	1800	MHS-72RU	79745	211.9
84	2100	MHS-84RU	79746	247.2
96	2400	MHS-96RU	79747	282.5

Lead time: 1 working day



MHS HD Secondary with V-Tips*

BELT WIDTH		ORDERING NUMBER	ITEM CODE	WT. LBS.
in.	mm			
18	450	MHS-18RUV	79748	120.6
24	600	MHS-24RUV	79749	125.8
30	750	MHS-30RUV	79750	131.0
36	900	MHS-36RUV	79751	141.8
42	1050	MHS-42RUV	79752	152.5
48	1200	MHS-48RUV	79753	163.3
54	1350	MHS-54RUV	79754	174.0
60	1500	MHS-60RUV	79755	184.8
72	1800	MHS-72RUV	79756	211.9
84	2100	MHS-84RUV	79757	247.3
96	2400	MHS-96RUV	79758	282.7

*NOTE: V-Tips can be used ONLY on vulcanized belts.

Lead time: 1 working day



Replacement Tips

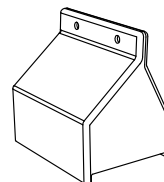
ORDERING NUMBER	ITEM CODE	WT. LBS.
ICT6	74535	0.7
RSA150	73628	1.3

Lead time: 1 working day

Replacement Cushion Shield

ORDERING NUMBER	ITEM CODE	WT. LBS.
UPFCC	79320	.3

Lead time: 1 working day



Polyurethane Cushion Shield

Tips Required Per Cleaner Size

in.	18	24	30	36	42	48	54	60	72	84	96
mm	450	600	750	900	1050	1200	1350	1500	1800	2100	2400
C-Tips or V-Tips Required	3	4	5	6	7	8	9	10	12	14	16

Product Notes:

- Heavy-duty design to deliver maximum cleaning efficiency on the most demanding, abusive beltlines.
- Pole Length: Belt width plus 54" (1350mm). For longer requirements, see Meline Installation Accessories – Pole Extender Kit (137).
- Patented PowerFlex™ cushion design to maintain continuous blade-to-belt contact and quick relief from passing mechanical splices.
- C-Tips are for mechanically fastened or vulcanized belts. V-Tips are for vulcanized belts only.
- Visual Blade Tension Check: Measure the tension spring and refer to Spring Length Chart on mounting base for the correct length for best cleaning performance.
- Tensioner: SST Spring Tensioner for self-adjusting tensioning with easy retensioning adjustments.
- To make cleaner installation easier and quicker, see Optional Mounting Kits (137).

U.S. Patents No. 6,874,616; 6,823,983; 7,093,706

Product Ordering Information

MHS Heavy Duty Secondary Cleaner (SST Tensioners)

MHS HD Secondary with C-Tips

BELT WIDTH		ORDERING NUMBER	ITEM CODE	WT. LBS.
in.	mm			
24	600	MHS-24	75910	124.6
30	750	MHS-30	75911	129.5
36	900	MHS-36	75912	140.0
42	1050	MHS-42	75913	150.4
48	1200	MHS-48	75914	160.9
54	1350	MHS-54	75915	171.3
60	1500	MHS-60	75916	181.8
72	1800	MHS-72	75917	208.3
84	2100	MHS-84	76803	243.0
96	2400	MHS-96	79043	277.7

Lead time: 1 working day

MHS HD Secondary with V-Tips*

BELT WIDTH		ORDERING NUMBER	ITEM CODE	WT. LBS.
in.	mm			
18	450	MHS-18V	76169	119.7
24	600	MHS-24V	76170	124.6
30	750	MHS-30V	76171	129.5
36	900	MHS-36V	76172	140.0
42	1050	MHS-42V	76173	150.4
48	1200	MHS-48V	76174	160.9
54	1350	MHS-54V	76175	171.3
60	1500	MHS-60V	76176	181.8
72	1800	MHS-72V	76177	208.3
84	2100	MHS-84V	76804	243.1
96	2400	MHS-96V	79044	277.9

*NOTE: V-Tips can be used ONLY on vulcanized belts.

Lead time: 1 working day

Replacement Tips

ORDERING NUMBER	ITEM CODE	WT. LBS.
ICT6	74535	0.7
RSA150	73628	1.3

Lead time: 1 working day

Tips Required Per Cleaner Size

in.	18	24	30	36	42	48	54	60	72	84	96
mm	450	600	750	900	1050	1200	1350	1500	1800	2100	2400
C-Tips or V-Tips Required	3	4	5	6	7	8	9	10	12	14	16

Product Notes:

- Heavy-duty design to deliver maximum cleaning efficiency on the most demanding, abusive beltlines.
- Pole Length: Belt width plus 54" (1350mm). For longer requirements, see Minline Installation Accessories – Pole Extender Kit (137).
- Patented PowerFlex™ cushion design to maintain continuous blade-to-belt contact and quick relief from passing mechanical splices.
- C-Tips are for mechanically fastened or vulcanized belts. V-Tips are for vulcanized belts only.
- Visual Blade Tension Check: Measure the tension spring and refer to Spring Length Chart on mounting base for the correct length for best cleaning performance.
- Tensioner: SST Spring Tensioner for self-adjusting tensioning with easy retensioning adjustments.
- To make cleaner installation easier and quicker, see Optional Mounting Kits (137).



Optional Mounting Kits

DESCRIPTION	ORDERING NUMBER	ITEM CODE	WT. LBS.
Standard Mounting Bracket Kit*	SSTSMB	76071	34.3
Long Mounting Bracket Kit*	SSTLMB	76072	43.5
Optional Top Angle Kit*	SSTOTA	76073	10.5

*Hardware Included

Lead time: 1 working day

U.S. Patents No. 6,874,616; 6,823,983; 7,093,706

Product Ordering Information

MHS Heavy Duty Secondary Cleaner (MST Tensioners)

MHS HD Secondary with V-Tips*

BELT WIDTH		ORDERING NUMBER	ITEM CODE	WT. LBS.
in.	mm			
18	450	MHS-18V-MST	79442	105.1
24	600	MHS-24V-MST	79443	115.1
30	750	MHS-30V-MST	79444	125.0
36	900	MHS-36V-MST	79445	135.5
42	1050	MHS-42V-MST	79446	145.4
48	1200	MHS-48V-MST	79447	155.3
54	1350	MHS-54V-MST	79448	169.4
60	1500	MHS-60V-MST	79449	180.4
72	1800	MHS-72V-MST	79450	201.1

*NOTE: V-Tips can be used ONLY on vulcanized belts.
Lead time: 1 working day



MHS HD Reversing with V-Tips*

BELT WIDTH		ORDERING NUMBER	ITEM CODE	WT. LBS.
in.	mm			
18	450	MHS-18RMV	79624	105.9
24	600	MHS-24RMV	79625	116.2
30	750	MHS-30RMV	79626	126.4
36	900	MHS-36RMV	79627	137.2
42	1050	MHS-42RMV	79628	147.4
48	1200	MHS-48RMV	79629	157.5
54	1350	MHS-54RMV	79630	171.9
60	1500	MHS-60RMV	79631	183.2
72	1800	MHS-72RMV	79632	204.5

*NOTE: V-Tips can be used ONLY on vulcanized belts.
Lead time: 1 working day

Replacement Tips

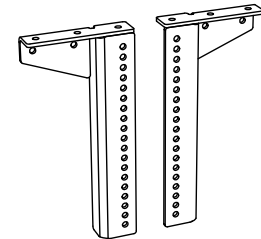
ORDERING NUMBER	ITEM CODE	WT. LBS.
RSA150	73628	1.3

Lead time: 1 working day

Optional MST Drop Brackets (2)

ORDERING NUMBER	ITEM CODE	WT. LBS.
MSTDB	79434	27.7

Lead time: 1 working day



Tips Required Per Cleaner Size

in.	18	24	30	36	42	48	54	60	72
mm	450	600	750	900	1050	1200	1350	1500	1800
C-Tips or V-Tips Required	3	4	5	6	7	8	9	10	12

Product Notes:

- Heavy-duty design to deliver maximum cleaning efficiency on the most demanding, abusive beltlines.
- Pole Length: Belt width plus 54" (1350mm). For longer requirements, see Mineline Installation Accessories – Pole Extender Kit (137).
- Patented PowerFlex™ cushion design to maintain continuous blade-to-belt contact and quick relief from passing mechanical splices.
- V-Tips are for vulcanized belts only.
- Visual Blade Tension Check: Measure the tension spring and refer to Spring Length Chart on mounting base for the correct length for best cleaning performance.
- Tensioner: MST Spring Tensioner for self-adjusting tensioning with easy retensioning adjustments.
- To make cleaner installation easier and quicker, see Optional Mounting Kits (137).

U.S. Patents No. 6,874,616; 6,823,983; 7,093,706

Product Ordering Information

MHS Reversing Heavy Duty Secondary Cleaner

MHS HD Reversing Secondary with C-Tips

BELT WIDTH		ORDERING NUMBER	ITEM CODE	WT. LBS.
in.	mm			
24	600	MHS-24R	76613	128.2
30	750	MHS-30R	76614	134.0
36	900	MHS-36R	76615	145.4
42	1050	MHS-42R	76616	156.7
48	1200	MHS-48R	76617	168.1
54	1350	MHS-54R	76618	179.4
60	1500	MHS-60R	76619	190.8
72	1800	MHS-72R	76620	219.1
84	2100	MHS-84R	76621	247.4
96	2400	MHS-96R	79045	275.7


Lead time: 1 working day

MHS HD Reversing Secondary with V-Tips*

BELT WIDTH		ORDERING NUMBER	ITEM CODE	WT. LBS.
in.	mm			
18	450	MHS-18RV	76646	122.4
24	600	MHS-24RV	76647	128.2
30	750	MHS-30RV	76648	134.0
36	900	MHS-36RV	76649	145.4
42	1050	MHS-42RV	76650	156.7
48	1200	MHS-48RV	76651	168.1
54	1350	MHS-54RV	76652	179.4
60	1500	MHS-60RV	76653	190.8
72	1800	MHS-72RV	76654	219.1
84	2100	MHS-84RV	76805	255.6
96	2400	MHS-96RV	79046	292.1

*NOTE: V-Tips can be used ONLY on vulcanized belts.

Lead time: 1 working day



Replacement Shields

DESCRIPTION	ORDERING NUMBER	ITEM CODE	WT. LBS.
P Stainless Steel Shield	PSSS	74773	0.5
PowerFlex™ Reverse Shield	PFRS	76622	0.4

Lead time: 1 working day

Replacement Tips

ORDERING NUMBER	ITEM CODE	WT. LBS.
ICT6	74535	0.7
RSA150	73628	1.3

Lead time: 1 working day

Product Notes:

- A cleaner for applications where the belt travels in both directions.

MHS HD with SAT2 Tensioner*

BELT WIDTH		ORDERING NUMBER	ITEM CODE	WT. LBS.
in.	mm			
24	600	MHS-24P	78736	102.4
30	750	MHS-30P	78737	107.3
36	900	MHS-36P	78738	116.4
42	1050	MHS-42P	78739	126.8
48	1200	MHS-48P	78740	137.3
54	1350	MHS-54P	78741	147.7
60	1500	MHS-60P**	78742	158.2
72	1800	MHS-72P**	78743	183.9
84	2100	MHS-84P**	78744	209.6
96	2400	MHS-96P**	79047	292.1

*Includes Control Box

**60"-96" models have a 3-piece pole.

Lead time: 1 working day



Product Notes:

- The SAT2 Tensioners automatically adjust the blades to the belt until the blades are worn out.
- Does not include air tank. Select option on 102.

U.S. Patents No. 6,874,616; 6,823,983; 7,093,706

Product Ordering Information

Line Connections for Portable Air Tensioner

Air Tanks

ORDERING NUMBER	ITEM CODE	WT. LBS.
PAT1	78684	13.0
PAT2	78685	13.0



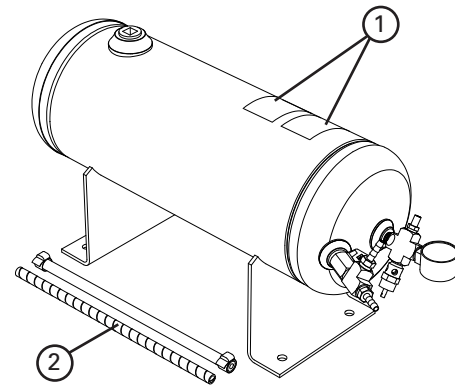
PAT1 (Single)



PAT2 (Dual)

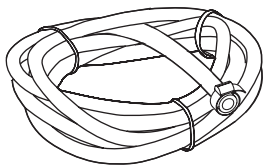
Replacement Parts List

REF	DESCRIPTION	ORDERING NUMBER	ITEM CODE	WT. LBS.
1	Tank Label Kit	PATLK	78791	0.1
2	Tank Hose Kit (incl. 1 ea. 10' hose and 1' poly spiral wrap, 2 hose clamps)	PATHK	78794	1.5



Product Notes:

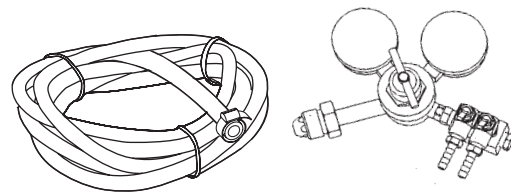
- For use with PAT cleaner assemblies and PAT control box.
- Single for applications with one cleaner, double for applications with two cleaners.
- 150# pop-off valve for safe pressurizing/charging of Air Tank.
- ASME construction.



Air Line Connection for Site-Accessible Air

ORDERING NUMBER	ITEM CODE	WT. LBS.
PATHK*	78794	1.5

* incl. 10' hose, 1' poly spiral wrap, 2 hose clamps



Nitrogen Tank Connection for Site-Provided Nitrogen Tank

ORDERING NUMBER	ITEM CODE	WT. LBS.
PANK*	78799	5.0

* incl. Nitrogen Regulator, 10' hose, 2 hose clamps


Product Ordering Information

Stainless Steel MHS Heavy Duty Secondary Cleaner

SS MHS HD Secondary with C-Tips

BELT WIDTH		ORDERING NUMBER	ITEM CODE
in.	mm		
24	600	MHS-24-S/S	77601
30	750	MHS-30-S/S	77602
36	900	MHS-36-S/S	77603
42	1050	MHS-42-S/S	77604
48	1200	MHS-48-S/S	77605
54	1350	MHS-54-S/S	77606
60	1500	MHS-60-S/S	77607
72	1800	MHS-72-S/S	77608
84	2100	MHS-84-S/S	77609
96	2400	MHS-96-S/S	79048


Lead time: 3 weeks



SS MHS HD Secondary with V-Tips*

BELT WIDTH		ORDERING NUMBER	ITEM CODE
in.	mm		
24	600	MHS-24V-S/S	77610
30	750	MHS-30V-S/S	77611
36	900	MHS-36V-S/S	77612
42	1050	MHS-42V-S/S	77613
48	1200	MHS-48V-S/S	77614
54	1350	MHS-54V-S/S	77615
60	1500	MHS-60V-S/S	77616
72	1800	MHS-72V-S/S	77617
84	2100	MHS-84V-S/S	77618
96	2400	MHS-96V-S/S	79049

*NOTE: V-Tips can be used ONLY on vulcanized belts.
Lead time: 3 weeks




For replacement tips and qty of tips per cleaner, see 99

SS MHS HD Reversing Secondary with C-Tips

BELT WIDTH		ORDERING NUMBER	ITEM CODE
in.	mm		
24	600	MHS-24R-S/S	77640
30	750	MHS-30R-S/S	77641
36	900	MHS-36R-S/S	77642
42	1050	MHS-42R-S/S	77643
48	1200	MHS-48R-S/S	77644
54	1350	MHS-54R-S/S	77645
60	1500	MHS-60R-S/S	77646
72	1800	MHS-72R-S/S	77647
84	2100	MHS-84R-S/S	77648
96	2400	MHS-96R-S/S	79050

Lead time: 3 weeks



SS MHS HD Reversing Secondary with V-Tips*

BELT WIDTH		ORDERING NUMBER	ITEM CODE
in.	mm		
24	600	MHS-24RV-S/S	77649
30	750	MHS-30RV-S/S	77650
36	900	MHS-36RV-S/S	77651
42	1050	MHS-42RV-S/S	77652
48	1200	MHS-48RV-S/S	77653
54	1350	MHS-54RV-S/S	77654
60	1500	MHS-60RV-S/S	77655
72	1800	MHS-72RV-S/S	77656
84	2100	MHS-84RV-S/S	77657
96	2400	MHS-96RV-S/S	79051

*NOTE: V-Tips can be used ONLY on vulcanized belts.
Lead time: 3 weeks



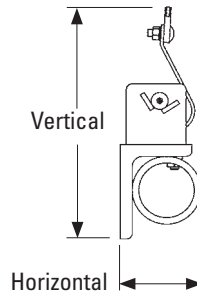
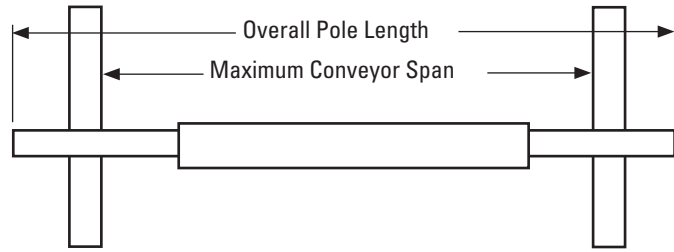
U.S. Patents No. 6,874,616; 6,823,983; 7,093,706

Specifications & Guidelines

Pole Length Specifications*

CLEANER SIZE		BLADE WIDTH		POLE LENGTH		MAXIMUM CONVEYOR SPAN	
in.	mm	in.	mm	in.	mm	in.	mm
18	450	18	450	72	1800	62	1550
24	600	24	600	78	1950	68	1700
30	750	30	750	84	2100	74	1850
36	900	36	900	90	2250	80	2000
42	1050	42	1050	96	2400	86	2150
48	1200	48	1200	102	2550	92	2300
54	1350	54	1350	108	2700	98	2450
60	1500	60	1500	114	2850	104	2600
72	1800	72	1800	126	3150	116	2900
84	2100	84	2100	138	3450	128	3200
96	2400	96	2400	150	3750	140	3500

*For special extra long pole length requirements a Pole Extender Kit (#76024) is available that provides 30" (750mm) of extended pole length. (Page 137). Pole Diameter – 2-7/8" (73mm)



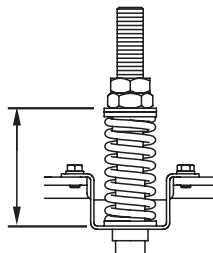
Clearance Guidelines for Installation

HORIZONTAL CLEARANCE REQUIRED		VERTICAL CLEARANCE REQUIRED	
in.	mm	in.	mm
4	100	10	245

SST Tensioner Spring Length Chart

Blade Width		White Spring		Silver Spring		Black Spring		Gold Spring	
in.	mm	in.	mm	in.	mm	in.	mm	in.	mm
18	450	3 3/8	86	4	102	N/A	N/A	N/A	N/A
24	600	3 1/8	79	3 7/8	98	N/A	N/A	N/A	N/A
30	750	2 7/8	73	3 3/4	95	N/A	N/A	N/A	N/A
36	900	N/A	N/A	3 3/4	95	3 7/8	98	N/A	N/A
42	1050	N/A	N/A	3 5/8	92	3 3/4	95	N/A	N/A
48	1200	N/A	N/A	3 1/2	89	3 5/8	92	N/A	N/A
54	1350	N/A	N/A	3 3/8	86	3 5/8	92	3 3/4	95
60	1500	N/A	N/A	3 1/4	83	3 1/2	89	3 3/4	95
72	1800	N/A	N/A	N/A	N/A	3 3/8	86	3 5/8	92
84	2100	N/A	N/A	N/A	N/A	3 1/8	79	3 1/2	89
96	2400	N/A	N/A	N/A	N/A	N/A	N/A	3 1/2	89
108	2700	N/A	N/A	N/A	N/A	N/A	N/A	3 3/8	86
120	3000	N/A	N/A	N/A	N/A	N/A	N/A	3 3/8	86

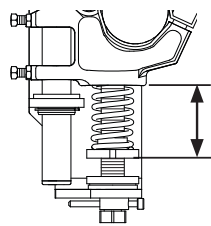
Shading indicates preferred spring option. Measure spring as shown below.



MST Tensioner Spring Length Chart

Blade Width		2 White Springs		2 Silver Springs		2 Black Springs	
in.	mm	in.	mm	in.	mm	in.	mm
18	450	2 7/8	73	3 3/8	86	3 1/2	89
24	600	2 5/8	67	3 3/8	86	3 3/8	86
30	750	2 3/8	60	3 1/4	83	3 3/8	86
36	900	2 1/8	54	3 1/8	79	3 1/4	83
42	1050	1 7/8	48	3	76	3 1/8	79
48	1200	N/A	N/A	2 7/8	73	3 1/8	79
54	1350	N/A	N/A	2 7/8	73	3	76
60	1500	N/A	N/A	2 3/4	70	2 7/8	73
72	1800	N/A	N/A	2 1/2	64	2 3/4	70

Shading indicates preferred spring option. Measure spring as shown below.



SAT2 Tensioner Pressure Chart

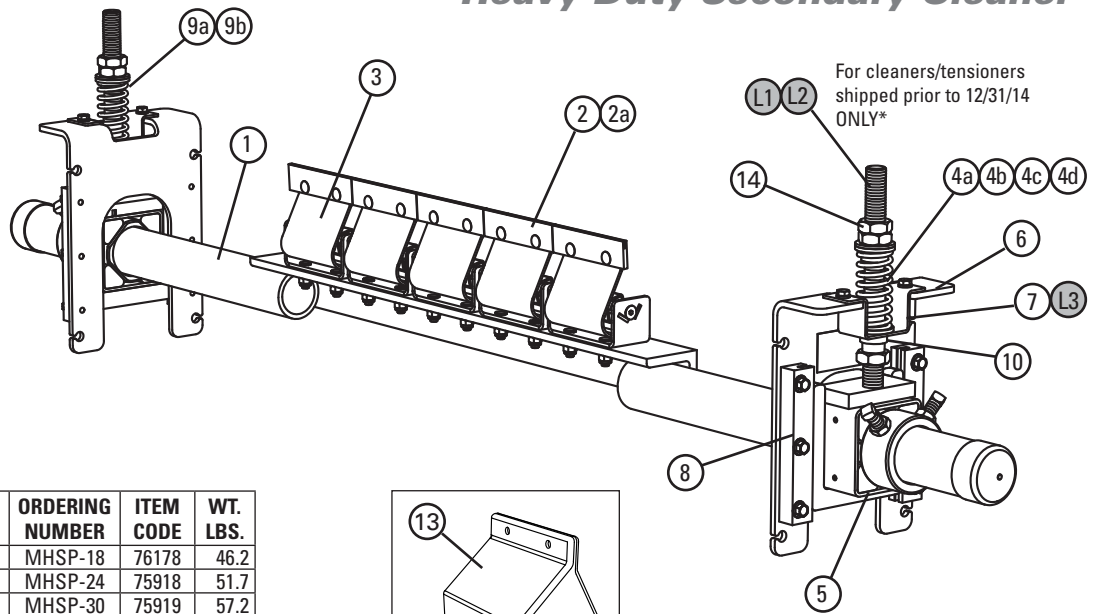
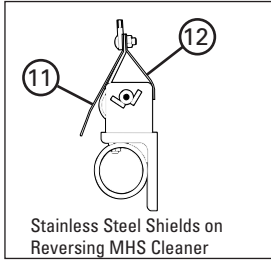
Blade Width		Blades	Pressure	
in.	mm		psi	kPa
18	450	3	15#	103
24	600	4	19#	131
30	750	5	23#	159
36	900	6	27#	186
42	1050	7	31#	214
48	1200	8	35#	241
54	1350	9	39#	269
60	1500	10	43#	296
72	1800	12	51#	352
84	2100	14	59#	407
96	2400	16	67#	462

Specifications

- Maximum Belt Speed SST/SAT2 Tensioner - 1200 FPM (6M/sec)
- Maximum Belt Speed MST Tensioner - 1000 FPM (5M/sec)
- Temperature Rating -30°F to 180°F (-35°C to 82°C)
- Usable Blade Wear Length 3/8" (9mm)
- Blade Materials C-Tip: Impact Resistant Tungsten Carbide (works with mechanical fasteners)
V-Tip: Long Life Tungsten Carbide (for vulcanized belts only)
- Available for Belt Widths SST/SAT2 Tensioners – 18" to 96" (450 to 2400 mm). Other sizes available upon request.
- Available for Belt Widths MST Tensioners – 18" to 72" (450 to 1800mm). Other sizes available upon request.
- CEMA Cleaner Rating Class 5

U.S. Patents No. 6,874,616; 6,823,983; 7,093,706

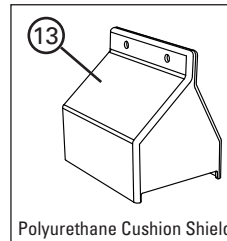
Replacement Parts List



For cleaners/tensioners shipped prior to 12/31/14 ONLY*

Replacement Parts

REF	DESCRIPTION	ORDERING NUMBER	ITEM CODE	WT. LBS.
1	18" (450mm) Pole	MHSP-18	76178	46.2
	24" (600mm) Pole	MHSP-24	75918	51.7
	30" (750mm) Pole	MHSP-30	75919	57.2
	36" (900mm) Pole	MHSP-36	75920	62.8
	42" (1050mm) Pole	MHSP-42	75921	68.3
	48" (1200mm) Pole	MHSP-48	75922	73.9
	54" (1350mm) Pole	MHSP-54	75923	79.4
	60" (1500mm) Pole	MHSP-60	75924	85.0
	72" (1800mm) Pole	MHSP-72	75925	96.1
	84" (2100mm) Pole	MHSP-84	76814	112.1
96" (2400mm) Pole	MHSP-96	79052	128.1	
2	C-Tip*	ICT6	74535	0.7
2a	V-Tip* (for vulcanized belts only)	RSA150	73628	1.3
3	PowerFlex™ Cushion* (complete)	PFC	75927	4.2
3a	PowerFlex Cushion* SS (complete)	PFC-SS	76560	4.2
4a	Tension Spring - White (1 ea.) for belts 18" - 30" (450-750mm)	STS-W	75846	0.5
4b	Tension Spring - Silver (1 ea.) for belts 36" - 48" (900-1200mm)	STS-S	75843	0.8
4c	Tension Spring - Black (1 ea.) for belts 54" - 84" (1350-2100mm)	STS-B	75844	1.0
4d	Tension Spring - Gold (1 ea.) for belts 96" (2400mm)	STS-G	78142	1.3
5	HD Torsion Pole Mount* (1 ea.) (includes HD adjusting rod, nuts & sleeve) (See 9 & 9a for bushings)	SSTHDPM	77868	15.0
6	HD Mounting Base Kit* (includes 1 mounting base, 2 slide guides, top hat bracket & bottom bushing)	SSTHDMK	77870	10.2
7	SST Hat Bracket (pair)	SSTHB	79582	3.5
8	Slide Guide Kit* (incl. 2 slide guides)	STGK2	77867	1.1
9a	SST Bushing Kit - White/Silver (includes 2 bushings)	SSTBK-W	76636	0.1
9b	SST Bushing Kit - Black/Gold (includes 2 bushings)	SSTBK-B	76637	0.1
10	SST Lower Bushing Kit (pair)	SSTLBK	79493	0.1
11	P Stainless Steel Shield	PSSS	74773	0.5
12	PowerFlex™ Reverse Shield	PFRS	76622	0.4
13	Polyurethane Cushion Shield	UPFCC	79320	0.3
14	Jam Nut Kit SST	JNK-C	79893	0.3



Replacement Parts

REF	DESCRIPTION	ORDERING NUMBER	ITEM CODE	WT. LBS.
-	HD Spring Tensioner* - White (includes 2 each items 4a, 5, 6, & 9a) for belts 18" - 30" (450-750mm)	SST2HD-W	77879	60.6
-	HD Spring Tensioner* - Silver (includes 2 each items 4b, 5, 6, & 9a) for belts 36" - 48" (900-1200mm)	SST2HD-S	77880	61.4
-	HD Spring Tensioner* - Black (includes 2 each items 4c, 5, 6, & 9b) for belts 54" - 84" (1350-2100mm)	SST2HD-B	77881	62.0
-	HD Spring Tensioner* - Gold (includes 2 each items 4d, 5, 6, & 9b) for belts 96" (2400mm)	SST2HD-G	79041	62.6

Spring Tensioner Selection Chart

CLEANER SIZE	77879 SST2HD-W	77880 SST2HD-S	77881 SST2HD-B	79041 SST2HD-G
MHS 18" - 30" (450 - 750mm)	X			
MHS 36" - 48" (900 - 1200mm)		X		
MHS 54" - 84" (1350 - 2100mm)			X	
MHS 96" (2400mm)				X

*Hardware Included

Lead time: 1 working day

Legacy Replacement Parts for

Tensioners shipped prior to Dec. 31, 2014*

L1	Adjusting Rod Kit (includes 1 rod, 2 nuts, 1 bushing, 1 washer) for belts 24" - 60" (600-1500mm)	STAK	75847	2.9
L2	HD Adjusting Rod Kit (includes 1 rod, 2 nuts, 1 HD bushing, 1 washer) for belts 72" - 96" (1800-2400mm)	STAKHD	75892	3.0
L3	Legacy SST Hat Channel Kit	SSTHK	79070	1.5
L4	SAT2 Adjusting Rod Kit (2 ea.)	SAT2AK	78733	5.0
-	SST Tensioner Bushing Update Kit (includes 2 lower bushings, 2 sleeves, 2 nuts)	SST-BUK	76943	0.3

*Verify if legacy parts are needed by looking at threaded rod. If it has standard threads, use legacy parts. If it has flat/acme threads, choose from regular replacement parts.



Standard thread profile

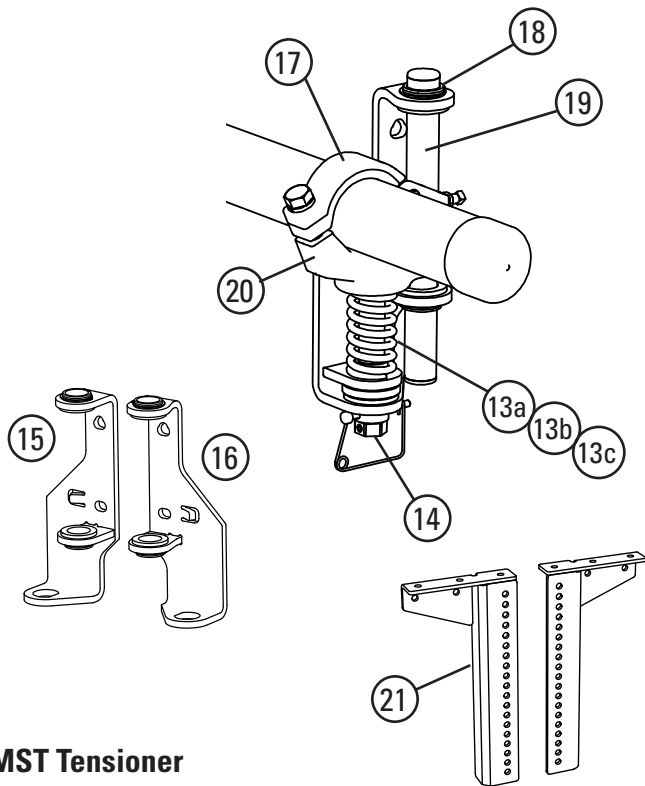


Acme/trapezoidal thread profile

U.S. Patents No. 6,874,616;
6,823,983; 7,093,706

Replacement Parts List

MHS
Optional MST and SAT2 Tensioners



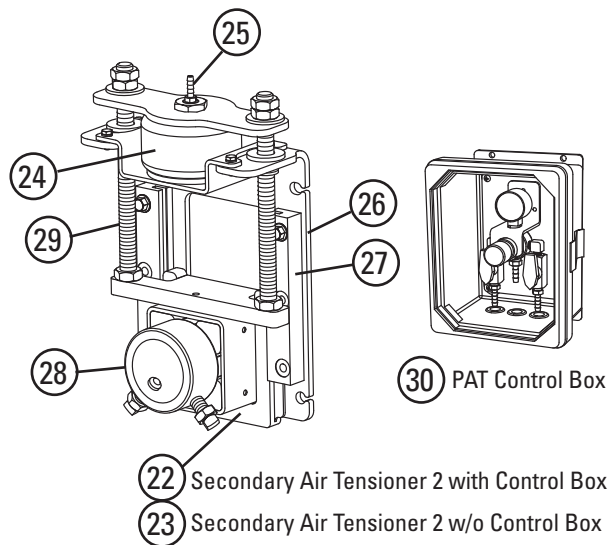
MST Tensioner Replacement Parts

REF	DESCRIPTION	ORDERING NUMBER	ITEM CODE	WT. LBS.
13a	Tension Spring - White (1 ea.) for belts 18" - 30" (450-750mm)	STS-W	75846	0.5
13b	Tension Spring - Silver (1 ea.) for belts 36" - 54" (900-1350mm)	STS-S	75843	0.8
13c	Tension Spring - Black (1 ea.) for belts 60" - 72" (1500-1800mm)	STS-B	75844	1.0
14	MST Adjusting Mechanism	MSTAM	79435	2.8
15	MST Mounting Bracket LH (incl. bushings)	MST-MBL	79436	5.7
16	MST Mounting Bracket RH (incl. bushings)	MST-MBR	79437	5.7
17	MST HD Clamp*	MSTCHD	79439	2.5
18	MST Bushing Kit (incl. 4 bushings)	MSTBK	79440	.2
19	MST Guide Pole	MSTGT	79441	1.5
20	MST HD Pole Mount*	MSTPMHD	79451	7.3
21	MST Drop Brackets (2)	MSTDB	79434	27.7
-	MST HD Tensioner w/White Spring* (incl. 1 ea. items 15,16,18; 2 ea. items 13a,14,17,19,20)	MSTHD-W	79431	36.8
-	MST HD Tensioner w/Silver Spring* (incl. 1 ea. items 15,16,18; 2 ea. items 13b,14,17,19,20)	MSTHD-S	79432	37.5
-	MST HD Tensioner w/Black Spring* (incl. 1 ea. items 15,16,18; 2 ea. items 13c,14,17,19,20)	MSTHD-B	79433	38.1

*Hardware included
Lead time: 1 working day

MST Spring Tensioner Selection Chart

CLEANER SIZE	79431 MSTHD-W	79432 MSTHD-S	79433 MSTHD-B
MHS 18" - 30" (450 - 750mm)	X		
MHS 36" - 54" (900 - 1350mm)		X	
MHS 60" - 72" (1500 - 1800mm)			X



SAT2 (Secondary Air Tensioner 2) Replacement Parts

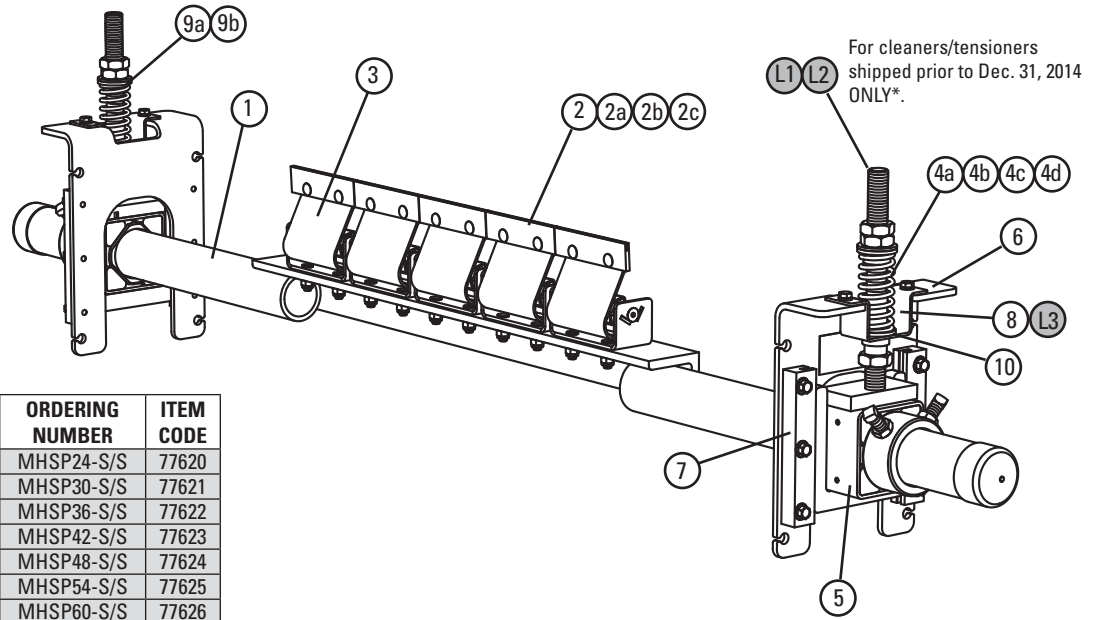
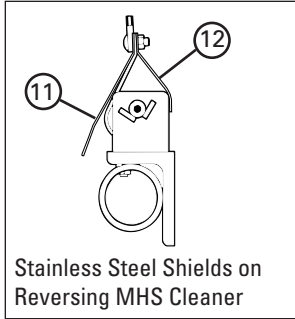
REF	DESCRIPTION	ORDERING NUMBER	ITEM CODE	WT. LBS.
22	SAT2 w/PAT Control Box	SAT2PAT	78735	43.5
23	SAT2 w/o Control Box	SAT2NCB	78703	41.0
24	SAT Air/Water Bag Kit (1 ea.)	SATB	76083	5.1
25	SAT 1/8" Hose Barb Kit (2 ea.)	SATHB	76084	0.1
26	SAT2 Mounting Base Kit (2 ea.)	SAT2MK	78704	11.6
27	ST Slide Guide Kit (1 ea.)	STGK2	77867	1.1
28	SAT2 Torsion Pole Mount (2 ea.) (incl. threaded rods and nuts)	SAT2PM	78732	11.1
29	SAT2 Adjusting Rod Kit	SAT2AK	78733	5.0
30	PAT Control Box 100psi	PACB100	79656	11.0

Lead time: 1 working day

U.S. Patents No. 6,874,616; 6,823,983; 7,093,706

Replacement Parts List

Stainless Steel MHS Heavy Duty Secondary Cleaner



For cleaners/tensioners shipped prior to Dec. 31, 2014 ONLY*.

Replacement Parts

REF	DESCRIPTION	ORDERING NUMBER	ITEM CODE
1	24" (600mm) SS Pole	MHSP24-S/S	77620
	30" (750mm) SS Pole	MHSP30-S/S	77621
	36" (900mm) SS Pole	MHSP36-S/S	77622
	42" (1050mm) SS Pole	MHSP42-S/S	77623
	48" (1200mm) SS Pole	MHSP48-S/S	77624
	54" (1350mm) SS Pole	MHSP54-S/S	77625
	60" (1500mm) SS Pole	MHSP60-S/S	77626
	72" (1800mm) SS Pole	MHSP72-S/S	77627
	84" (2100mm) SS Pole	MHSP84-S/S	77628
96" (2400mm) SS Pole	MHSP96-S/S	79053	
2	C-Tip*	ICT6	74535
2a	SS C-Tip	ICT6-S/S	78700
2b	V-Tip* (for vulcanized belts only)	RSA150	73628
2c	S/S V-Tip* (for vulcanized belts only)	RVT6-S/S	76205
3	PowerFlex Cushion* (complete)	PFC-SS	76560
4a	Tension Spring - White (1 ea.) for belts 18" - 30" (450-750mm)	STS-W-S/S	77630
4b	Tension Spring - Silver (1 ea.) for belts 36" - 48" (900-1200mm)	STS-S-S/S	77631
4c	Tension Spring - Black (1 ea.) for belts 54" - 84" (1350-2100mm)	STS-B-S/S	77632
4d	Tension Spring - Gold (1 ea.) for belts 96" (2400)	STS-G-S/S	79057
5	SS HD Torsion Mounting Kit* (1 ea.) (includes adjusting rod, 3 nuts, & sleeve) (See 9 & 9a for bushings)	STHDPM2-S/S	77633
6	SS Mounting Base Kit* (includes 1 mounting base, 2 slide guides, top hat bracket & bottom bushing)	STHDMK2-S/S	77634
7	SS Base Mounting Kit* (includes 2 slide guides)	STGK2-S/S	77635
8	SST Hat Bracket S/S (pair)	SSTHB-S/S	79586
9a	SST Bushing Kit - White/Silver (includes 2 bushings)	SSTBK-W	76636
9b	SST Bushing Kit - Black/Gold (includes 2 bushings)	SSTBK-B	76637
10	SST Lower Bushing Kit (pair)	SSTL BK	79493
11	P Stainless Steel Shield	PSSS	74773
12	PowerFlex™ Reverse Shield	PFRS	76622
-	SS Spring Tensioner* - White (includes 2 each items 4a, 5, 6 & 9a) for belts 18" - 30" (450-750mm)	SST2HD-W-S/S	77637
-	SS Spring Tensioner* - Silver (includes 2 each items 4b, 5, 6 & 9a) for belts 36" - 48" (900-1200mm)	SST2HD-S-S/S	77638
-	SS Spring Tensioner* - Black (includes 2 each items 4c, 5, 6 & 9b) for belts 54" - 84" (1350-2100mm)	SST2HD-B-S/S	77639
-	SS Spring Tensioner* - Gold (includes 2 each items 4d, 5, 6 & 9b) for belts 96" (2400mm)	SST2HD-G-S/S	79042

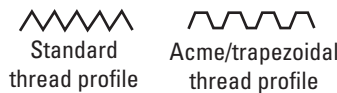
*Hardware Included
Lead time: 1 working day

Shaded items are made to order.
Lead time: 3 weeks

Legacy Replacement Parts for Tensioners shipped prior to Dec. 31, 2014*

REF	DESCRIPTION	ORDERING NUMBER	ITEM CODE
L1	Adjusting Rod Kit* (includes 1 rod, 2 nuts, 1 bushing, 1 washer) for belts 18" - 60" (450-1500mm)	STAK	75847
L2	HD Adjusting Rod Kit* (includes 1 rod, 2 nuts, 1 HD bushing, 1 washer) for belts 72" - 96" (1800-2400mm)	STAKHD	75892
L3	SST Hat Channel Kit S/S	SSTHK-S/S	79071
-	SS Bushing Update Kit (includes 2 ea. lower bushings, sleeves, nuts)	SST-BUK-S/S	77636

*Verify if legacy parts are needed by looking at threaded rod. If it has standard threads, use legacy parts. If it has flat/acme threads, choose from regular replacement parts.



Spring Tensioner Selection Chart

CLEANER SIZE	77637 SSTDH-W-S/S	77638 SSTDH-S-S/S	77639 SSTDH-B-S/S	79042 SSTDH-G-S/S
MHS S/S 18" - 30" (450 - 750mm)	X			
MHS S/S 36" - 48" (900 - 1200mm)		X		
MHS S/S 54" - 84" (1350 - 2100mm)			X	
MHS S/S 96" (2400mm)				X

U.S. Patents No. 6,874,616; 6,823,983; 7,093,706

Product Ordering Information


P-Type® ESAC Secondary Cleaner with Enhanced Service Advantage Cartridge

P-Type ESAC Secondary with C-Tips


CLEANER COMPLETE				
BELT WIDTH		ORDERING NUMBER	ITEM CODE	WT. LBS.
in.	mm			
24	600	PC24-ESAC	77955	137.4
30	750	PC30-ESAC	77956	150.8
36	900	PC36-ESAC	77957	164.0
42	1050	PC42-ESAC	77958	177.3
48	1200	PC48-ESAC	77959	190.5
54	1350	PC54-ESAC	77960	203.9
60	1500	PC60-ESAC	77961	217.2
72	1800	PC72-ESAC	77962	243.8
60	1500	PC60-2ESAC	77963	303.7
72	1800	PC72-2ESAC	77964	330.8
84	2100	PC84-2ESAC	77965	358.2
96	2400	PC96-2ESAC	77966	385.2
120	3000	PC120-2ESAC	77967	443.8

Lead time: 1 working day

Shaded items are made to order.
Lead time: 15 working days



P-Type ESAC Single Cartridge



P-Type 2ESAC Dual Cartridge

P-Type ESAC Secondary with V-Tips*

CLEANER COMPLETE				
BELT WIDTH		ORDERING NUMBER	ITEM CODE	WT. LBS.
in.	mm			
24	600	PV24-ESAC	77981	137.4
30	750	PV30-ESAC	77982	150.8
36	900	PV36-ESAC	77983	164.0
42	1050	PV42-ESAC	77984	177.3
48	1200	PV48-ESAC	77985	190.5
54	1350	PV54-ESAC	77986	203.9
60	1500	PV60-ESAC	77987	217.2
72	1800	PV72-ESAC	77988	243.8
60	1500	PV60-2ESAC	77989	303.7
72	1800	PV72-2ESAC	77990	330.8
84	2100	PV84-2ESAC	77991	358.2
96	2400	PV96-2ESAC	77992	385.2
120	3000	PV120-2ESAC	77993	443.8

*NOTE: V-Tips can be used ONLY on vulcanized belts.
Lead time: 1 working day

Shaded items are made to order.
Lead time: 15 working days

Replacement Tips

ORDERING NUMBER	ITEM CODE	WT. LBS.
ICT6	74535	0.7
PSA150	73156	1.0

Lead time: 1 working day

Tips Required Per Cleaner Size

in.	24	30	36	42	48	54	60	72	84	96	120
mm	600	750	900	1050	1200	1350	1500	1800	2100	2400	3000
C-Tips or V-Tips Required	4	5	6	7	8	9	10	12	14	16	20

Product Notes:

- Patented Enhanced Service Advantage Cartridge™ allows for easy removal in even the dirtiest conditions.
- Pole Length: Belt width plus 54" (1350mm) (single cartridge cleaners); Belt width plus 60" (1500mm) (dual cartridge cleaners).
- Tips are set at a non-aggressive 70° angle to give quick relief for passing mechanical splices.
- C-Tips are for mechanically fastened or vulcanized belts. V-Tips are for vulcanized belts only.
- Tensioner mounting brackets included for fast and easy installation.
- Cartridge Removal Kit included for easy removal of the cartridge.

U.S. Patents No. 7,987,966; 8,757,360; 8,312,986; 8,640,856; 9,090,405; 9,085,419

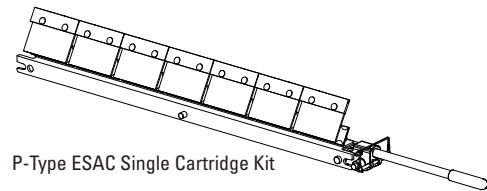
Product Ordering Information

P-Type® ESAC
Secondary Cleaner
 Replacement Cartridge Kits

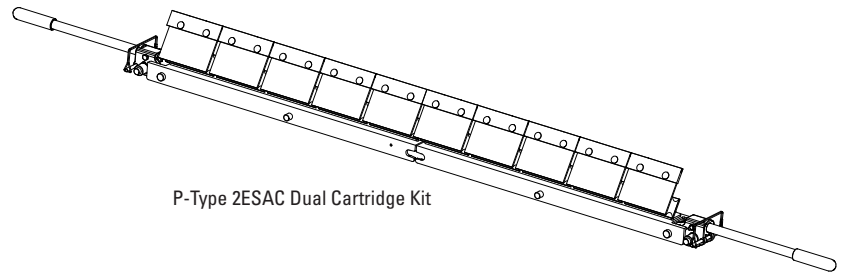
P-Type ESAC Cartridge Kits with C-Tips

BELT WIDTH		ORDERING NUMBER	ITEM CODE	WT. LBS.
in.	mm			
24	600	P-CARK-C24/600	78072	25.2
30	750	P-CARK-C30/750	78073	30.0
36	900	P-CARK-C36/900	78074	34.7
42	1050	P-CARK-C42/1050	78075	39.5
48	1200	P-CARK-C48/1200	78076	44.1
54	1350	P-CARK-C54/1350	78077	48.9
60	1500	P-CARK-C60/1500	78078	53.7
72	1800	P-CARK-C72/1800	78079	63.2
60	1500	P-CARK2-C60/1500	78088	87.5
72	1800	P-CARK2-C72/1800	78089	102.2
84	2100	P-CARK2-C84/2100	78090	117.3
96	2400	P-CARK2-C96/2400	78091	132.1
120	3000	P-CARK2-C120/3000	78092	162.3

Lead time: 1 working day



P-Type ESAC Single Cartridge Kit



P-Type 2ESAC Dual Cartridge Kit

P-Type ESAC Cartridge Kits with V-Tips*

BELT WIDTH		ORDERING NUMBER	ITEM CODE	WT. LBS.
in.	mm			
24	600	P-CARK-V24/600	78080	25.2
30	750	P-CARK-V30/750	78081	30.0
36	900	P-CARK-V36/900	78082	34.7
42	1050	P-CARK-V42/1050	78083	39.5
48	1200	P-CARK-V48/1200	78084	44.1
54	1350	P-CARK-V54/1350	78085	48.9
60	1500	P-CARK-V60/1500	78086	53.7
72	1800	P-CARK-V72/1800	78087	63.2
60	1500	P-CARK2-V60/1500	78093	87.5
72	1800	P-CARK2-V72/1800	78094	102.2
84	2100	P-CARK2-V84/2100	78095	117.3
96	2400	P-CARK2-V96/2400	78096	132.1
120	3000	P-CARK2-V120/3000	78097	162.3

*NOTE: V-Tips can be used ONLY on vulcanized belts.

Lead time: 1 working day

Shaded items are made to order.
 Lead time: 15 working days

U.S. Patents No. 7,987,966; 8,757,360; 8,312,986; 8,640,856; 9,090,405; 9,085,419

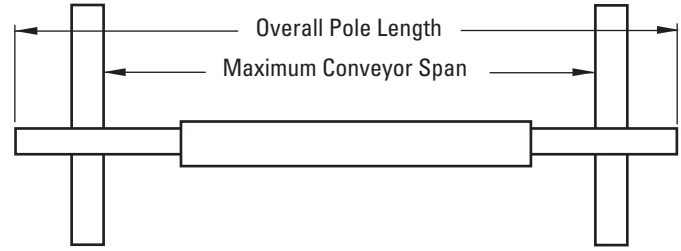
Specifications & Guidelines

P-Type® ESAC Secondary Cleaner with Enhanced Service Advantage Cartridge

Pole Length Specifications*

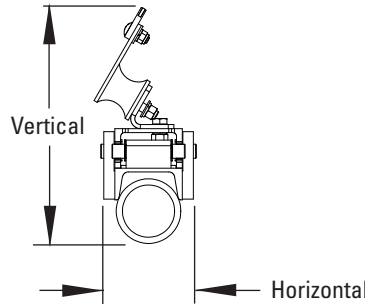
VERSION	CLEANER SIZE		BLADE WIDTH		POLE LENGTH		MAXIMUM CONVEYOR SPAN	
	in.	mm	in.	mm	in.	mm	in.	mm
Single	24	600	24	600	78	1950	66	1650
	30	750	30	750	84	2100	72	1800
	36	900	36	900	90	2250	78	1950
	42	1050	42	1050	96	2400	84	2100
	48	1200	48	1200	102	2550	90	2250
	54	1350	54	1350	108	2700	96	2400
	60	1500	60	1500	114	2850	102	2550
	72	1800	72	1800	126	3150	114	2850
Dual	60	1500	60	1500	120	3000	108	2700
	72	1800	72	1800	132	3300	120	3000
	84	2100	84	2100	144	3600	132	3300
	96	2400	96	2400	156	3900	144	3600
	120	3000	120	3000	180	4500	168	4200

*For special extra long pole length requirements a Pole Extender Kit (#76024) is available that provides 30" (750mm) of extended pole length (137). Pole Diameter - 2-7/8" (73mm)



Clearance Guidelines for Installation

VERSION	HORIZONTAL CLEARANCE REQUIRED		VERTICAL CLEARANCE REQUIRED	
	in.	mm	in.	mm
Single	4-1/2	114	10-1/2	267
Dual	4-1/2	114	12-1/4	311



Aluminum Content

ALUMINUM ALLOY TYPE	PERCENT	
	Mg Magnesium	Ti Titanium
6061	1.0%	0.0%

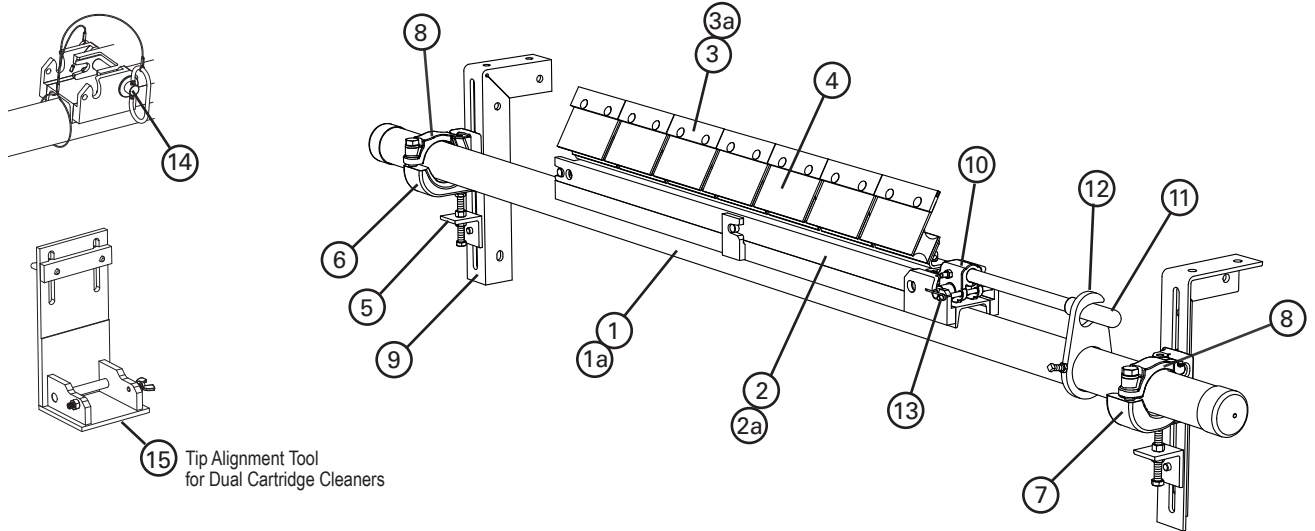
Specifications:

- Maximum Belt Speed 1000 FPM (5M/sec)
- Temperature Rating -30°F to 180°F (-35°C to 82°C)
- Usable Blade Wear Length..... 3/8" (9mm)
- Blade Materials C-Tip: Impact Resistant Tungsten Carbide (works with mechanical fasteners)
V-Tip: Long Life Tungsten Carbide (for vulcanized belts only)
- Available for Belt Widths 24" to 120" (600 to 3000 mm). Other sizes available upon request.
- CEMA Cleaner Rating Class 4

U.S. Patents No. 7,987,966; 8,757,360; 8,312,986; 8,640,856; 9,090,405; 9,085,419

Replacement Parts List

P-Type® ESAC
Secondary Cleaner
with Enhanced Service Advantage Cartridge



Replacement Parts

REF	DESCRIPTION	ORDERING NUMBER	ITEM CODE	WT. LBS.
1	ESAC Cartridge Pole 24"	SACPL-24/600	77887	65.4
	ESAC Cartridge Pole 30"	SACPL-30/750	77888	71.2
	ESAC Cartridge Pole 36"	SACPL-36/900	77889	77.1
	ESAC Cartridge Pole 42"	SACPL-42/1050	77890	82.9
	ESAC Cartridge Pole 48"	SACPL-48/1200	77891	88.8
	ESAC Cartridge Pole 54"	SACPL-54/1350	77892	94.6
	ESAC Cartridge Pole 60"	SACPL-60/1500	77893	100.5
	ESAC Cartridge Pole 72"	SACPL-72/1800	77894	112.2
	ESAC Cartridge Center Pole 60" (Dual)	SACPL2-60/1500	77895	77.3
	ESAC Cartridge Center Pole 72" (Dual)	SACPL2-72/1800	77896	89.5
	ESAC Cartridge Center Pole 84" (Dual)	SACPL2-84/2100	77897	101.8
	ESAC Cartridge Center Pole 96" (Dual)	SACPL2-96/2400	77898	114.1
	ESAC Cartridge Center Pole 120" (Dual)	SACPL2-120/3000	77899	142.3
	1a	Extender Pole (for use with Dual Cartridge Center Pole)	MHP-EP	76392
2	ESAC Cartridge 24"	CART-24/600	77900	3.5
	ESAC Cartridge 30"	CART-30/750	77901	4.3
	ESAC Cartridge 36"	CART-36/900	77902	5.1
	ESAC Cartridge 42"	CART-42/1050	77903	5.9
	ESAC Cartridge 48"	CART-48/1200	77904	6.7
	ESAC Cartridge 54"	CART-54/1350	77905	7.4
	ESAC Cartridge 60"	CART-60/1500	77906	8.4
	ESAC Cartridge 72"	CART-72/1800	77907	10.0
	ESAC Cartridge 60" (Dual)	CART2-60/1500	77908	8.6
	ESAC Cartridge 72" (Dual)	CART2-72/1800	77909	10.2
	ESAC Cartridge 84" (Dual)	CART2-84/2100	77910	11.7
	ESAC Cartridge 96" (Dual)	CART2-96/2400	77911	13.3
	ESAC Cartridge 120" (Dual)	CART2-120/3000	77912	16.8
	2a	ESAC Cartridge P-Type Adapter Plate 24"	PCAP-24/600	77913
ESAC Cartridge P-Type Adapter Plate 30" §		PCAP-30/750	77914	6.1
ESAC Cartridge P-Type Adapter Plate 36" §		PCAP-36/900	77915	7.2
ESAC Cartridge P-Type Adapter Plate 42" §		PCAP-42/1050	77916	8.6
ESAC Cartridge P-Type Adapter Plate 48" §		PCAP-48/1200	77917	9.8
ESAC Cartridge P-Type Adapter Plate 54"		PCAP-54/1350	77918	11.1
ESAC Cartridge P-Type Adapter Plate 60" §		PCAP-60/1500	77919	12.3
ESAC Cartridge P-Type Adapter Plate 72"	PCAP-72/1800	77920	14.8	

REF	DESCRIPTION	ORDERING NUMBER	ITEM CODE	WT. LBS.
3	C-Tip*	ICT6	74535	0.7
3a	P V-Tip* (for vulcanized belts only)	PSA150	73156	1.0
4	P2 C-Tip Cushion*	PHA	73626	2.0
5	Adjusting Bracket Kit* (1 ea.)	PAB	75513	1.5
6	HD Pole Clamp Kit Left* (1 ea.) (incl. item 8)	CCKHDL	79225	8.7
7	HD Pole Clamp Kit Right* (1 ea.) (incl. item 8)	CCKHDR	79229	8.7
8	HD Cradle Clamp Top Strap (1 ea.) for use with L or R HD Pole Clamp Kit	CCKHDT	79233	1.7
9	Mounting Bracket Kit (1 Right and 1 Left)	EZS2MBK	75666	13.0
-	HD Cradle Clamp Mounting Kit* (incl. 2 items 5; 1 ea. items 6, 7 & 9)	CCMKHD	78920	36.7
10	ESAC Removal Knuckle	SACRKN	77882	3.2
11	ESAC Removal Handle	SACRH	77883	3.0
12	ESAC Handle Lock Plate	SACRHL	77884	1.7
13	Knuckle Retainer Pin	SACKRP	77885	0.2
14	SAC Hitch Pin	SACHP2	77768	0.9
-	ESAC Removal Kit (includes 1 ea. items 10-14)	SACRKT	77886	9.0
15	ESAC Cartridge Tip Alignment Tool (Dual)	SAC2-TIP-TL	77866	2.5

*Hardware Included
 Lead Time: 1 working day

Shaded items are made to order.
 Lead time: 15 working days

U.S. Patents No. 7,987,966; 8,757,360; 8,312,986; 8,640,856; 9,090,405; 9,085,419

Product Ordering Information

R-Type® ESAC Secondary Cleaner with Enhanced Service Advantage Cartridge


R-Type ESAC Secondary with C-Tips

CLEANER COMPLETE				
BELT WIDTH		ORDERING NUMBER	ITEM CODE	WT. LBS.
in.	mm			
24	600	RC24-ESAC	77968	133.7
30	750	RC30-ESAC	77969	146.0
36	900	RC36-ESAC	77970	158.4
42	1050	RC42-ESAC	77971	170.7
48	1200	RC48-ESAC	77972	183.0
54	1350	RC54-ESAC	77973	195.3
60	1500	RC60-ESAC	77974	207.8
72	1800	RC72-ESAC	77975	232.4
60	1500	RC60-2ESAC	77976	237.0
72	1800	RC72-2ESAC	77977	259.4
84	2100	RC84-2ESAC	77978	281.8
96	2400	RC96-2ESAC	77979	304.2
120	3000	RC120-2ESAC	77980	354.0

Lead time: 1 working day



R-Type ESAC Single Cartridge



R-Type 2ESAC Dual Cartridge

R-Type ESAC Secondary with V-Tips*

CLEANER COMPLETE				
BELT WIDTH		ORDERING NUMBER	ITEM CODE	WT. LBS.
in.	mm			
24	600	RV24-ESAC	77994	133.7
30	750	RV30-ESAC	77995	146.0
36	900	RV36-ESAC	77996	158.4
42	1050	RV42-ESAC	77997	170.7
48	1200	RV48-ESAC	77998	183.0
54	1350	RV54-ESAC	77999	195.3
60	1500	RV60-ESAC	78000	207.8
72	1800	RV72-ESAC	78001	232.4
60	1500	RV60-2ESAC	78002	237.0
72	1800	RV72-2ESAC	78003	259.4
84	2100	RV84-2ESAC	78004	281.8
96	2400	RV96-2ESAC	78005	304.2
120	3000	RV120-2ESAC	78006	354.0

*NOTE: V-Tips can be used ONLY on vulcanized belts.

Lead time: 1 working day

ORDERING NUMBER	ITEM CODE	WT. LBS.
ICT6	74535	0.7
RSA150	73628	1.3

Lead time: 1 working day

Tips Required Per Cleaner Size

in.	24	30	36	42	48	54	60	72	84	96	120
mm	600	750	900	1050	1200	1350	1500	1800	2100	2400	3000
C-Tips or V-Tips Required	4	5	6	7	8	9	10	12	14	16	20

Shaded items are made to order.

Lead time: 15 working days

Product Notes:

- Patent-pending Enhanced Service Advantage Cartridge™ allows for easy removal in even the dirtiest conditions.
- Pole Length: Belt width plus 54" (1350mm) (single cartridge cleaners); Belt width plus 60" (1500mm) (dual cartridge cleaners).
- Two-way cushions allow cleaning in both directions.
- C-Tips are for mechanically fastened or vulcanized belts. V-Tips are for vulcanized belts only.
- Tensioner mounting brackets included for fast and easy installation.
- Cartridge Removal Kit included for easy removal of the cartridge.

U.S. Patents No. 7,987,966; 8,757,360; 8,312,986; 8,640,856; 9,090,405; 9,085,419

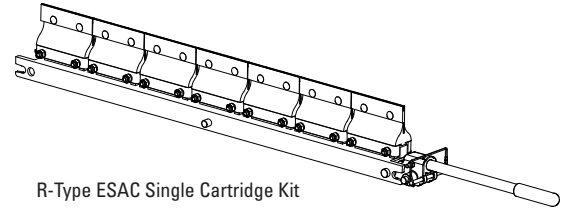
Product Ordering Information

R-Type® ESAC
Secondary Cleaner
 Replacement Cartridge Kits

R-Type ESAC Cartridge Kits with C-Tips

BELT WIDTH		ORDERING NUMBER	ITEM CODE	WT. LBS.
in.	mm			
24	600	R-CARK-C24/600	78098	27.1
30	750	R-CARK-C30/750	78099	32.3
36	900	R-CARK-C36/900	78100	36.4
42	1050	R-CARK-C42/1050	78101	42.6
48	1200	R-CARK-C48/1200	78102	47.7
54	1350	R-CARK-C54/1350	78103	52.9
60	1500	R-CARK-C60/1500	78104	58.2
72	1800	R-CARK-C72/1800	78105	68.5
60	1500	R-CARK2-C60/1500	78114	69.6
72	1800	R-CARK2-C72/1800	78115	74.8
84	2100	R-CARK2-C84/2100	78116	85.2
96	2400	R-CARK2-C96/2400	78117	95.5
120	3000	R-CARK2-C120/3000	78118	116.5

Lead time: 1 working day



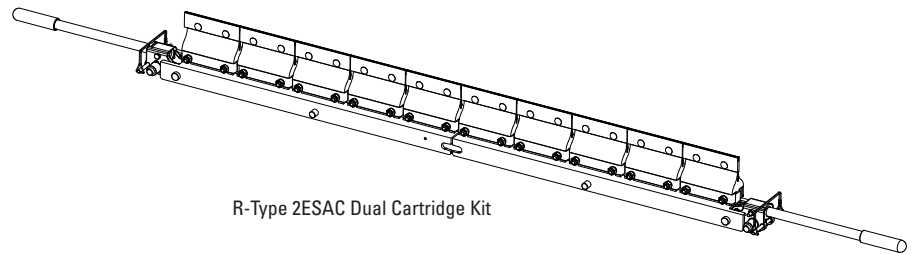
R-Type ESAC Single Cartridge Kit

R-Type ESAC Cartridge Kits with V-Tips*

BELT WIDTH		ORDERING NUMBER	ITEM CODE	WT. LBS.
in.	mm			
24	600	R-CARK-V24/600	78106	27.1
30	750	R-CARK-V30/750	78107	32.3
36	900	R-CARK-V36/900	78108	36.4
42	1050	R-CARK-V42/1050	78109	42.6
48	1200	R-CARK-V48/1200	78110	47.7
54	1350	R-CARK-V54/1350	78111	52.9
60	1500	R-CARK-V60/1500	78112	58.2
72	1800	R-CARK-V72/1800	78113	68.5
60	1500	R-CARK2-V60/1500	78119	69.6
72	1800	R-CARK2-V72/1800	78120	74.8
84	2100	R-CARK2-V84/2100	78121	85.2
96	2400	R-CARK2-V96/2400	78122	95.5
120	3000	R-CARK2-V120/3000	78123	116.5

*NOTE: V-Tips can be used ONLY on vulcanized belts.

Lead time: 1 working day



R-Type 2ESAC Dual Cartridge Kit

Shaded items are made to order.
 Lead time: 15 working days

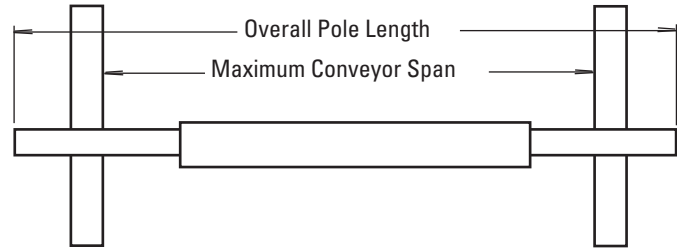
U.S. Patents No. 7,987,966; 8,757,360; 8,312,986; 8,640,856; 9,090,405; 9,085,419

Specifications & Guidelines

R-Type® ESAC Secondary Cleaner with Enhanced Service Advantage Cartridge

Pole Length Specifications*

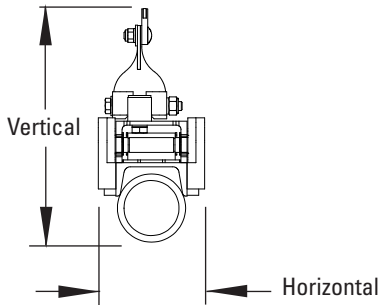
VERSION	CLEANER SIZE		BLADE WIDTH		POLE LENGTH		MAXIMUM CONVEYOR SPAN	
	in.	mm	in.	mm	in.	mm	in.	mm
Single	24	600	24	600	78	1950	66	1650
	30	750	30	750	84	2100	72	1800
	36	900	36	900	90	2250	78	1950
	42	1050	42	1050	96	2400	84	2100
	48	1200	48	1200	102	2550	90	2250
	54	1350	54	1350	108	2700	96	2400
	60	1500	60	1500	114	2850	102	2550
	72	1800	72	1800	126	3150	114	2850
Dual	60	1500	60	1500	120	3000	108	2700
	72	1800	72	1800	132	3300	120	3000
	84	2100	84	2100	144	3600	132	3300
	96	2400	96	2400	156	3900	144	3600
	120	3000	120	3000	180	4500	168	4200



*For special extra long pole length requirements a Pole Extender Kit (#76024) is available that provides 30" (750mm) of extended pole length. (137). Pole Diameter - 2-7/8" (73mm)

Clearance Guidelines for Installation

VERSION	HORIZONTAL CLEARANCE REQUIRED		VERTICAL CLEARANCE REQUIRED	
	in.	mm	in.	mm
Single	4-1/2	114	10	254
Dual	4-1/2	114	11-3/4	298



Aluminum Content

ALUMINUM ALLOY TYPE	PERCENT	
	Mg Magnesium	Ti Titanium
6061	1.0%	0.0%

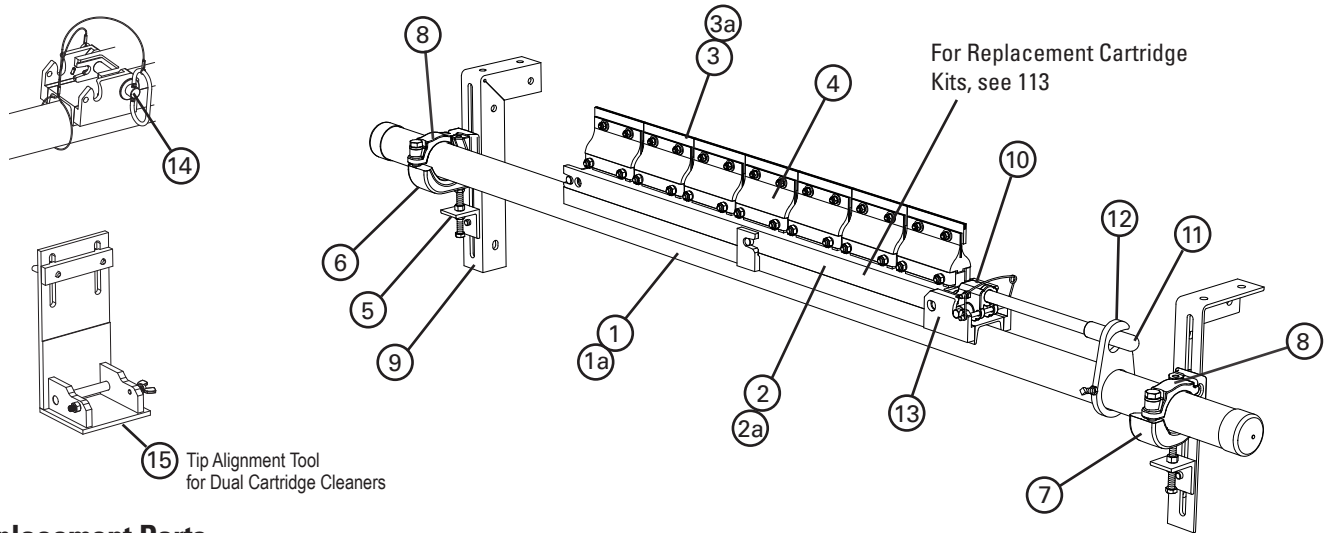
Specifications:

- Maximum Belt Speed 1000 FPM (5M/sec)
- Temperature Rating -30°F to 180°F (-35°C to 82°C)
- Usable Blade Wear Length..... 3/8" (9mm)
- Blade Materials C-Tip: Impact Resistant Tungsten Carbide (works with mechanical fasteners)
V-Tip: Long Life Tungsten Carbide (for vulcanized belts only)
- Available for Belt Widths 24" to 120" (600 to 3000mm). Other sizes available upon request.
- CEMA Cleaner Rating Class 4

U.S. Patents No. 7,987,966; 8,757,360; 8,312,986; 8,640,856; 9,090,405; 9,085,419

Replacement Parts List

R-Type® ESAC Secondary Cleaner with Enhanced Service Advantage Cartridge



Replacement Parts

REF	DESCRIPTION	ORDERING NUMBER	ITEM CODE	WT. LBS.
1	ESAC Cartridge Pole 24"	SACPL-24/600	77887	65.4
	ESAC Cartridge Pole 30"	SACPL-30/750	77888	71.2
	ESAC Cartridge Pole 36"	SACPL-36/900	77889	77.1
	ESAC Cartridge Pole 42"	SACPL-42/1050	77890	82.9
	ESAC Cartridge Pole 48"	SACPL-48/1200	77891	88.8
	ESAC Cartridge Pole 54"	SACPL-54/1350	77892	94.6
	ESAC Cartridge Pole 60"	SACPL-60/1500	77893	100.5
	ESAC Cartridge Pole 72"	SACPL-72/1800	77894	112.2
	ESAC Cartridge Center Pole 60" (Dual)	SACPL2-60/1500	77895	77.3
	ESAC Cartridge Center Pole 72" (Dual)	SACPL2-72/1800	77896	89.5
	ESAC Cartridge Center Pole 84" (Dual)	SACPL2-84/2100	77897	101.8
	ESAC Cartridge Center Pole 96" (Dual)	SACPL2-96/2400	77898	114.1
	ESAC Cartridge Center Pole 120" (Dual)	SACPL2-120/3000	77899	142.3
	1a	Extender Pole (for use with Dual Cartridge Center Pole)	MHP-EP	76392
2	ESAC Cartridge 24"	CART-24/600	77900	3.5
	ESAC Cartridge 30"	CART-30/750	77901	4.3
	ESAC Cartridge 36"	CART-36/900	77902	5.1
	ESAC Cartridge 42"	CART-42/1050	77903	5.9
	ESAC Cartridge 48"	CART-48/1200	77904	6.7
	ESAC Cartridge 54"	CART-54/1350	77905	7.4
	ESAC Cartridge 60"	CART-60/1500	77906	8.4
	ESAC Cartridge 72"	CART-72/1800	77907	10.0
	ESAC Cartridge 60" (Dual)	CART2-60/1500	77908	8.6
	ESAC Cartridge 72" (Dual)	CART2-72/1800	77909	10.2
	ESAC Cartridge 84" (Dual)	CART2-84/2100	77910	11.7
	ESAC Cartridge 96" (Dual)	CART2-96/2400	77911	13.3
	ESAC Cartridge 120" (Dual)	CART2-120/3000	77912	16.8
2a	ESAC Cartridge R-Type Adapter Plate 24"	RCAP-24/600	77921	6.3
	ESAC Cartridge R-Type Adapter Plate 30" §	RCAP-30/750	77922	7.9
	ESAC Cartridge R-Type Adapter Plate 36" §	RCAP-36/900	77923	9.4
	ESAC Cartridge R-Type Adapter Plate 42" §	RCAP-42/1050	77924	11.1
	ESAC Cartridge R-Type Adapter Plate 48" §	RCAP-48/1200	77925	12.6
	ESAC Cartridge R-Type Adapter Plate 54"	RCAP-54/1350	77926	14.2
	ESAC Cartridge R-Type Adapter Plate 60" §	RCAP-60/1500	77927	15.8
	ESAC Cartridge R-Type Adapter Plate 72"	RCAP-72/1800	77928	19.0

REF	DESCRIPTION	ORDERING NUMBER	ITEM CODE	WT. LBS.
3	C-Tip*	ICT6	74535	0.7
3a	R V-Tip* (for vulcanized belts only)	RSA150	73628	1.3
4	R2 C-Tip Cushion*	RSA	76249	2.0
5	Adjusting Bracket Kit* (1 ea.)	PAB	75513	1.5
6	HD Pole Clamp Kit Left* (1 ea.) (incl. item 8)	CCKHDL	79225	8.7
7	HD Pole Clamp Kit Right* (1 ea.) (incl. item 8)	CCKHDR	79229	8.7
8	HD Cradle Clamp Top Strap (1 ea.) for use with L or R HD Pole Clamp Kit	CCKHDT	79233	1.7
9	Mounting Bracket Kit (1 Right and 1 Left)	EZS2MBK	75666	13.0
-	HD Cradle Clamp Mounting Kit* (incl. 2 items 5; 1 ea. items 6, 7 & 9)	CCMKHD	78920	36.7
10	ESAC Removal Knuckle	SACRKN	77882	3.2
11	ESAC Removal Handle	SACRH	77883	3.0
12	ESAC Handle Lock Plate	SACRHL	77884	1.7
13	Knuckle Retainer Pin	SACKRP	77885	0.2
14	SAC Hitch Pin	SACHP2	77768	0.9
-	ESAC Removal Kit (includes 1 ea. items 10-14)	SACRKT	77886	9.0
15	ESAC Cartridge Tip Alignment Tool (Dual)	SAC2-TIP-TL	77866	2.5

*Hardware Included
Lead Time: 1 working day

Shaded items are made to order.
Lead time: 15 working days

§ If using a dual cartridge, please take the cleaner size and divide by two. That dimension is the size of the brackets needed for conversion to a P-Type cleaner.

U.S. Patents No. 7,987,966; 8,757,360; 8,312,986; 8,640,856; 9,090,405; 9,085,419


Product Ordering Information

MHS ESAC HD Secondary Cleaner with Enhanced Service Advantage Cartridge

MHS ESAC Secondary with C-Tips

BELT WIDTH		ORDERING NUMBER	ITEM CODE	WT. LBS.
in.	mm			
24	600	MHS-24-ESAC	77840	195.0
30	750	MHS-30-ESAC	77841	206.5
36	900	MHS-36-ESAC	77842	218.5
42	1050	MHS-42-ESAC	77843	230.1
48	1200	MHS-48-ESAC	77844	241.6
54	1350	MHS-54-ESAC	77845	253.2
60	1500	MHS-60-ESAC	77846	264.9
72	1800	MHS-72-ESAC	77847	288.4
60	1500	MHS-60-2ESAC	77848	309.1
72	1800	MHS-72-2ESAC	77849	332.9
84	2100	MHS-84-2ESAC	77850	356.6
96	2400	MHS-96-2ESAC	77851	381.1
120	3000	MHS-120-2ESAC	77852	432.5

Lead time: 1 working day



MHS ESAC Secondary with V-Tips

BELT WIDTH		ORDERING NUMBER	ITEM CODE	WT. LBS.
in.	mm			
24	600	MHS-24V-ESAC	77853	195.0
30	750	MHS-30V-ESAC	77854	206.5
36	900	MHS-36V-ESAC	77855	218.5
42	1050	MHS-42V-ESAC	77856	230.1
48	1200	MHS-48V-ESAC	77857	241.6
54	1350	MHS-54V-ESAC	77858	253.2
60	1500	MHS-60V-ESAC	77859	264.9
72	1800	MHS-72V-ESAC	77860	288.4
60	1500	MHS-60V-2ESAC	77861	309.1
72	1800	MHS-72V-2ESAC	77862	332.9
84	2100	MHS-84V-2ESAC	77863	356.6
96	2400	MHS-96V-2ESAC	77864	381.1
120	3000	MHS-120V-2ESAC	77865	432.5

*NOTE: V-Tips can be used ONLY on vulcanized belts.

Lead time: 1 working day

Shaded items are made to order.

Lead time: 15 working days

Replacement Tips

ORDERING NUMBER	ITEM CODE	WT. LBS.
ICT6	74535	0.7
RSA150	73628	1.3

Lead time: 1 working day

Replacement Shields

ORDERING NUMBER	ITEM CODE	WT. LBS.
PFS-ESAC	79073	.5
PFRS	76622	.4

Lead time: 1 working day

Tips Required per Cleaner Size

in.	24	30	36	42	48	54	60	72	84	96	120
mm	600	750	900	1050	1200	1350	1500	1800	2100	2400	3000
C-Tips or V-Tips Required	4	5	6	7	8	9	10	12	14	16	20

Product Notes:

- Patent-pending Enhanced Service Advantage Cartridge™ allows for easy removal in even the dirtiest conditions.
- Heavy-duty design to deliver maximum cleaning efficiency on the most demanding, abusive beltlines.
- Pole Length: Belt width plus 54" (1350mm) (single cartridge cleaners); Belt width plus 60" (1500mm) (dual cartridge cleaners).
- Patented PowerFlex™ cushion design to maintain continuous blade-to-belt contact and quick relief from passing mechanical splices.
- C-Tips are for mechanically fastened or vulcanized belts. V-Tips are for vulcanized belts only.
- Visual Blade Tension Check: Measure the tension spring and refer to Spring Length Chart on mounting base for the correct length for best cleaning performance.
- Tensioner mounting brackets included for fast and easy installation.
- Cartridge Removal Kit included for easy removal of the cartridge.

U.S. Patents No. 7,987,966; 8,757,360; 8,312,986; 8,640,856; 9,090,405; 9,085,419

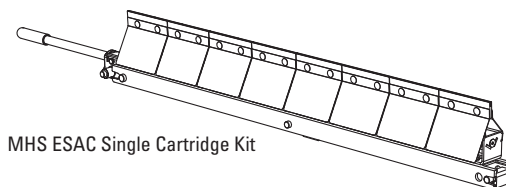
Product Ordering Information

MHS ESAC HD Secondary Cleaner Replacement Cartridge Kits

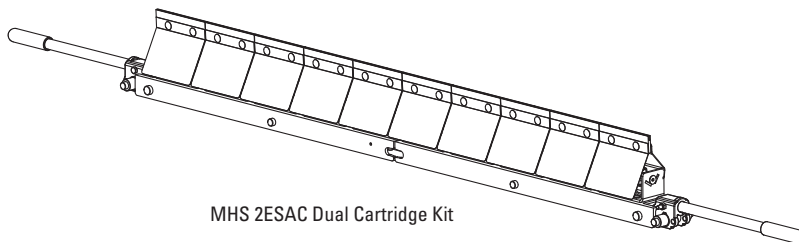
MHS ESAC Cartridge Kits with C-Tips

BELT WIDTH		ORDERING NUMBER	ITEM CODE	WT. LBS.
in.	mm			
24	600	MHS-CARK-C24/600	77929	29.4
30	750	MHS-CARK-C30/750	77930	35.1
36	900	MHS-CARK-C36/900	77931	40.8
42	1050	MHS-CARK-C42/1050	77932	46.5
48	1200	MHS-CARK-C48/1200	77933	52.3
54	1350	MHS-CARK-C54/1350	77934	58.0
60	1500	MHS-CARK-C60/1500	77935	63.8
72	1800	MHS-CARK-C72/1800	77936	75.3
60	1500	MHS-CARK2-C60/1500	77945	70.2
72	1800	MHS-CARK2-C72/1800	77946	81.6
84	2100	MHS-CARK2-C84/2100	77947	93.1
96	2400	MHS-CARK2-C96/2400	77948	104.5
120	3000	MHS-CARK2-C120/3000	77949	127.7

Lead time: 1 working day



MHS ESAC Single Cartridge Kit



MHS 2ESAC Dual Cartridge Kit

MHS ESAC Cartridge Kits with V-Tips

BELT WIDTH		ORDERING NUMBER	ITEM CODE	WT. LBS.
in.	mm			
24	600	MHS-CARK-V24/600	77937	29.4
30	750	MHS-CARK-V30/750	77938	35.1
36	900	MHS-CARK-V36/900	77939	40.8
42	1050	MHS-CARK-V42/1050	77940	46.5
48	1200	MHS-CARK-V48/1200	77941	52.3
54	1350	MHS-CARK-V54/1350	77942	58.0
60	1500	MHS-CARK-V60/1500	77943	63.8
72	1800	MHS-CARK-V72/1800	77944	75.3
60	1500	MHS-CARK2-V60/1500	77950	70.2
72	1800	MHS-CARK2-V72/1800	77951	81.6
84	2100	MHS-CARK2-V84/2100	77952	93.1
96	2400	MHS-CARK2-V96/2400	77953	104.5
120	3000	MHS-CARK2-V120/3000	77954	127.7

*NOTE: V-Tips can be used ONLY on vulcanized belts.

Lead time: 1 working day

Shaded items are made to order.

Lead time: 15 working days

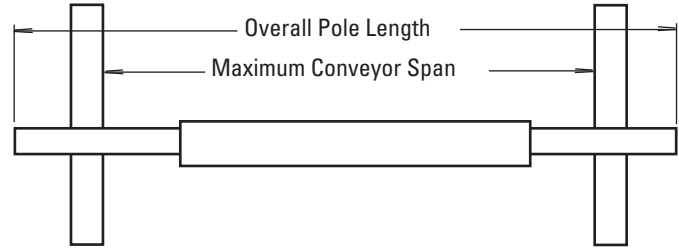
U.S. Patents No. 7,987,966; 8,757,360; 8,312,986; 8,640,856; 9,090,405; 9,085,419

Specifications & Guidelines

MHS ESAC
HD Secondary Cleaner
with Enhanced Service Advantage Cartridge

Pole Length Specifications*

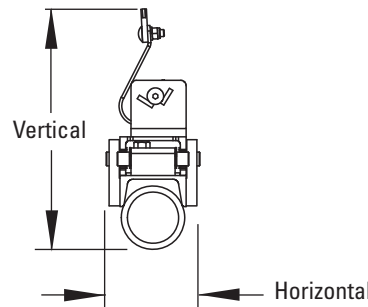
VERSION	CLEANER SIZE		BLADE WIDTH		POLE LENGTH		MAXIMUM CONVEYOR SPAN	
	in.	mm	in.	mm	in.	mm	in.	mm
Single	24	600	24	600	78	1950	66	1650
	30	750	30	750	84	2100	72	1800
	36	900	36	900	90	2250	78	1950
	42	1050	42	1050	96	2400	84	2100
	48	1200	48	1200	102	2550	90	2250
	54	1350	54	1350	108	2700	96	2400
	60	1500	60	1500	114	2850	102	2550
	72	1800	72	1800	126	3150	114	2850
Dual	60	1500	60	1500	120	3000	108	2700
	72	1800	72	1800	132	3300	120	3000
	84	2100	84	2100	144	3600	132	3300
	96	2400	96	2400	156	3900	144	3600
	120	3000	120	3000	180	4500	168	4200



*For special extra long pole length requirements a Pole Extender Kit (#76024) is available that provides 30" (750mm) of extended pole length. (137). Pole Diameter – 2-7/8" (73mm)

Clearance Guidelines for Installation

VERSION	HORIZONTAL CLEARANCE REQUIRED		VERTICAL CLEARANCE REQUIRED	
	in.	mm	in.	mm
Single	4-1/2	114	11	279
Dual	4-1/2	114	12-1/2	318

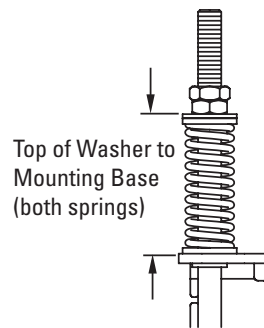


Aluminum Content

ALUMINUM ALLOY TYPE	PERCENT	
	Mg Magnesium	Ti Titanium
6061	1.0%	0.0%

Spring Length Chart for CST Spring Tensioner

BLADE WIDTH	WHITE SPRING	SILVER SPRING	BLACK SPRING	GOLD SPRING
24"	3 1/8"	3 7/8"	N/A	N/A
30"	2 7/8"	3 3/4"	N/A	N/A
36"	N/A	3 3/4"	3 7/8"	N/A
42"	N/A	3 5/8"	3 3/4"	N/A
48"	N/A	3 1/2"	3 5/8"	N/A
54"	N/A	3 3/8"	3 5/8"	N/A
60"	N/A	3 1/4"	3 1/2"	4"
72"	N/A	N/A	3 3/8"	4"
84"	N/A	N/A	3 1/8"	3 7/8"
96"	N/A	N/A	N/A	3 7/8"
120"	N/A	N/A	N/A	3 5/8"



Shading indicates preferred spring option

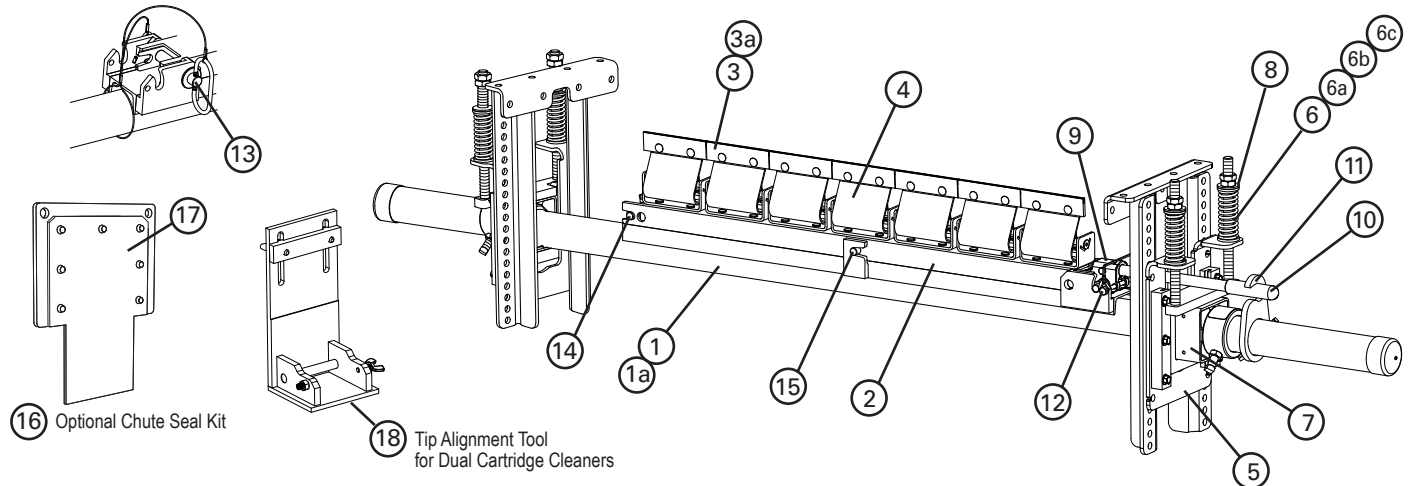
Specifications:

- Maximum Belt Speed 1200 FPM (6M/sec)
- Temperature Rating -30°F to 180°F (-35°C to 82°C)
- Usable Blade Wear Length..... 3/8" (9mm)
- Blade Materials C-Tip: Impact Resistant Tungsten Carbide (works with mechanical fasteners)
V-Tip: Long Life Tungsten Carbide (for vulcanized belts only)
- Available for Belt Widths 24" to 120" (600 to 3000 mm). Other sizes available upon request.
- CEMA Cleaner Rating Class 5

U.S. Patents No. 7,987,966; 8,757,360; 8,312,986; 8,640,856; 9,090,405; 9,085,419

Replacement Parts List

MHS ESAC HD Secondary Cleaner with Enhanced Service Advantage Cartridge



REF	DESCRIPTION	ORDERING NUMBER	ITEM CODE	WT. LBS.
1	ESAC Cartridge Pole 24"	SACPL-24/600	77887	65.4
	ESAC Cartridge Pole 30"	SACPL-30/750	77888	71.2
	ESAC Cartridge Pole 36"	SACPL-36/900	77889	77.1
	ESAC Cartridge Pole 42"	SACPL-42/1050	77890	82.9
	ESAC Cartridge Pole 48"	SACPL-48/1200	77891	88.8
	ESAC Cartridge Pole 54"	SACPL-54/1350	77892	94.6
	ESAC Cartridge Pole 60"	SACPL-60/1500	77893	100.5
	ESAC Cartridge Pole 72"	SACPL-72/1800	77894	112.2
	ESAC Cartridge Center Pole 60" (Dual)	SACPL2-60/1500	77895	77.3
	ESAC Cartridge Center Pole 72" (Dual)	SACPL2-72/1800	77896	89.5
	ESAC Cartridge Center Pole 84" (Dual)	SACPL2-84/2100	77897	101.8
	ESAC Cartridge Center Pole 96" (Dual)	SACPL2-96/2400	77898	114.1
	ESAC Cartridge Center Pole 120" (Dual)	SACPL2-120/3000	77899	142.3
1a	Extender Pole (for use with Dual Cartridge Center Pole)	MHP-EP	76392	54.0
2	ESAC Cartridge 24"	CART-24/600	77900	3.5
	ESAC Cartridge 30"	CART-30/750	77901	4.3
	ESAC Cartridge 36"	CART-36/900	77902	5.1
	ESAC Cartridge 42"	CART-42/1050	77903	5.9
	ESAC Cartridge 48"	CART-48/1200	77904	6.7
	ESAC Cartridge 54"	CART-54/1350	77905	7.4
	ESAC Cartridge 60"	CART-60/1500	77906	8.4
	ESAC Cartridge 72"	CART-72/1800	77907	10.0
	ESAC Cartridge 60" (Dual)	CART2-60/1500	77908	8.6
	ESAC Cartridge 72" (Dual)	CART2-72/1800	77909	10.2
	ESAC Cartridge 84" (Dual)	CART2-84/2100	77910	11.7
ESAC Cartridge 96" (Dual)	CART2-96/2400	77911	13.3	
ESAC Cartridge 120" (Dual)	CART2-120/3000	77912	16.8	
3	C-Tip*	ICT6	74535	0.7
3a	V-Tip* (for vulcanized belts only)	RSA150	73628	1.3
4	PowerFlex™ Cushion*	PFC	75927	4.2
5	CST HD Mounting Base Kit*	CSTHDMK	77871	8.5
6	CST Spring - White (1 ea.) for belts 18"-30" (450-750 mm)	CTS-W	77742	0.5
6a	CST Spring - Silver (1 ea.) for belts 36"-48" (900-1200 mm)	CTS-S	77743	0.5
6b	CST Spring - Black (1 ea.) for belts 54"-84" (1350-2100 mm)	CTS-B	77744	0.6
6c	CST Spring - Gold (1 ea.) for belts 96"-120" (2400-3000 mm)	CTS-G	77745	0.8

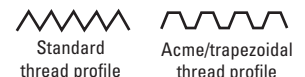
REF	DESCRIPTION	ORDERING NUMBER	ITEM CODE	WT. LBS.
7	CST HD Torsion Pole Mount* (1 ea.)	CSTHDPM	77869	16.4
8	CST Bushing Kit (includes 4 bushings)	CSTBK	77037	0.1
-	CST HD Cartridge Tensioner - White (incl. 1 ea. item 5, 7, 8 and 2 ea. item 6) for belts 18"-30" (450-750 mm)	CST1HD-W	77872	30.1
-	CST HD Cartridge Tensioner - Silver (incl. 1 ea. item 5, 7, 8 and 2 ea. item 6a) for belts 36"-48" (900-1200 mm)	CST1HD-S	77873	30.1
-	CST HD Cartridge Tensioner - Black (includes 1 ea. item 5, 7, 8 and 2 ea. item 6b) for belts 54"-84" (1350-2100 mm)	CST1HD-B	77874	30.1
-	CST HD Cartridge Tensioner - Gold (includes 1 ea. item 5, 7, 8 and 2 ea. item 6c) for belts 96"-120" (2400-3000 mm)	CST1HD-G	77875	30.7
9	ESAC Removal Knuckle	SACRKN	77882	3.2
10	ESAC Removal Handle	SACRH	77883	3.0
11	ESAC Handle Lock Plate	SACRHL	77884	1.7
12	Knuckle Retainer Pin	SACKRP	77885	0.2
13	SAC Hitch Pin	SACHP2	77768	0.9
14	Flexible End Pin	FLXEP	91431	1.0
15	Flexible Center Pin	FLXCP	91430	1.0
-	ESAC Removal Kit (includes 1 ea. item 10, 11, 12, 13, 14)	SACRKT	77886	9.0
16	ESAC Chute Seal Kit	SACSK	77052	3.9
17	ESAC Chute Seal Replacement Cover	SACSRC	77065	0.5
18	ESAC Cartridge Tip Alignment Tool (Dual)	SAC2-TIP-TL	77866	2.5

Legacy Replacement Parts for Tensioners shipped prior to Dec. 31, 2014*

REF	DESCRIPTION	ORDERING NUMBER	ITEM CODE	WT. LBS.
L1	SST Adj Rod Kit* (incl. 1 rod, 2 nuts, 2 bushings, 1 washer) for belts 18"-60" (450-1500 mm)	STAK	75847	2.9
L2	SST HD Adj Rod Kit* (incl. 1 rod, 2 nuts, 2 HD bushings, 1 washer) for belts 72"-84" (1800-2100 mm)	STAKHD	75892	3.0
L3	Legacy SST Hat Channel Kit	SSTHK	79070	1.5

*Hardware Included Lead Time: 1 working day

*Verify if legacy parts are needed by looking at threaded rod. If it has standard threads, use legacy parts. If it has flat/acme threads, choose from regular replacement parts.



Shaded items are made to order. Lead time: 15 working days

U.S. Patents No. 7,987,966; 8,757,360; 8,312,986; 8,640,856; 9,090,405; 9,085,419


Product Ordering Information

U-Type[®] Secondary Cleaner with UST Tensioner (Mild Steel)

U-Type[®] with C-Blade (Impact-Resistant Tungsten Carbide)*

CLEANER COMPLETE					REPLACEMENT C-BLADE		
BELT WIDTH		ORDERING NUMBER	ITEM CODE	WT. LBS.	ORDERING NUMBER	ITEM CODE	WT. LBS.
in.	mm						
18	450	UTC18	76712	100.0	URCB18/450	76748	5.0
24	600	UTC24	76713	106.7	URCB24/600	76749	6.7
30	750	UTC30	76714	114.4	URCB30/750	76750	8.4
36	900	UTC36	76715	120.1	URCB36/900	76751	10.1
42	1050	UTC42	76716	126.7	URCB42/1050	76752	11.7
48	1200	UTC48	76717	134.5	URCB48/1200	76753	13.5
54	1350	UTC54	76718	141.0	URCB54/1350	76754	15.0
60	1500	UTC60	76719	148.8	URCB60/1500	76755	16.8
72	1800	UTC72	76720	225.2	URCB72/1800	76756	20.2
84	2100	UTC84	76721	241.5	URCB84/2100	76757	23.5

*NOTE: C-Blades can be used on Flexco[®] Solid Plate, mechanically fastened and vulcanized belts.
Lead time: 1 working day



U-Type[®] with F-Blade (Polyurethane)*

CLEANER COMPLETE					REPLACEMENT F-BLADE		
BELT WIDTH		ORDERING NUMBER	ITEM CODE	WT. LBS.	ORDERING NUMBER	ITEM CODE	WT. LBS.
in.	mm						
18	450	UTF18	76724	84.4	UFB18	74448	3.0
24	600	UTF24	76725	90.8	UFB24	74449	4.0
30	750	UTF30	76726	96.6	UFB30	74450	5.0
36	900	UTF36	76727	102.4	UFB36	74451	6.0
42	1050	UTF42	76728	108.0	UFB42	74452	7.0
48	1200	UTF48	76729	114.1	UFB48	74453	8.0
54	1350	UTF54	76730	119.5	UFB54	74454	9.0
60	1500	UTF60	76731	125.4	UFB60	74455	10.0
72	1800	UTF72	76732	157.5	UFB72	74456	12.0
84	2100	UTF84	76733	172.4	UFB84	74460	14.0

*NOTE: F-Blades (Polyurethane) can be used on mechanically spliced belts and vulcanized belts.
Lead time: 1 working day

U.S. Patent No. 7,950,519

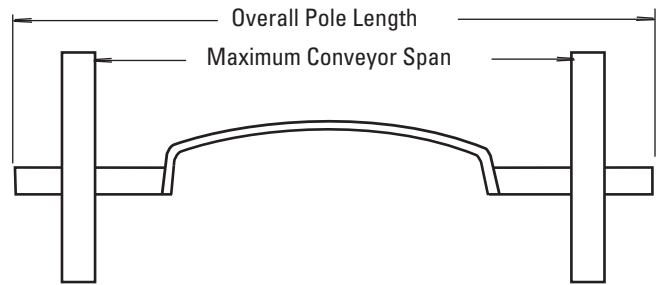
Specifications & Guidelines

U-Type®
Secondary Cleaner

Pole Length Specifications

CLEANER SIZE		POLE LENGTH		MAXIMUM CONVEYOR SPAN	
in.	mm	in.	mm	in.	mm
18	450	64	1600	54	1350
24	600	70	1750	60	1500
30	750	76	1900	66	1650
36	900	82	2050	72	1800
42	1050	88	2200	78	1950
48	1200	94	2350	84	2100
54	1350	100	2500	90	2250
60	1500	106	2650	96	2400
72	1800	124	3100	114	2850
84	2100	136	3400	126	3150

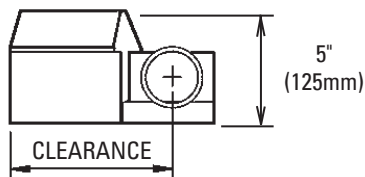
Pole Diameter - 18" to 60" cleaners: 2-3/8" (60mm)
Pole Diameter - 72" to 84" cleaners: 2-7/8" (75mm)



Clearance Guidelines For Installation

Cleaner Clearance Requirements

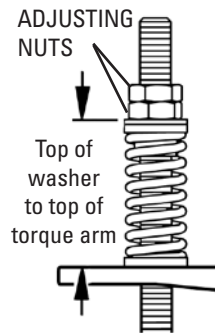
U Cleaner Size		Clearance	
in.	mm	in.	mm
18"	450	6	155
24"	600	7	180
30"	750	8	205
36"	900	8	205
42"	1050	9 1/4	235
48"	1200	10 1/2	270
54"	1350	10 3/4	275
60"	1500	10 3/4	275
72"	1800	10 3/4	275
84"	2100	10 3/4	275
96"	2400	10 3/4	275



Spring Length Chart

(For Cleaners with UST Tensioners)

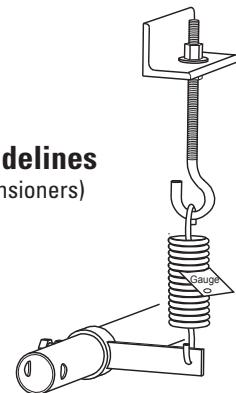
BLADE WIDTH		PURPLE SPRING		SILVER SPRING		WHITE SPRING	
in.	mm	in.	mm	in.	mm	in.	mm
18	450	6 1/8	154	6 3/8	160	6 3/8	162
24	600	5 7/8	148	6 1/4	158	6 1/4	159
30	750	5 1/2	140	6 1/8	154	6 1/4	159
36	900	5 3/8	136	6	152	6 1/8	156
42	1050	5	128	5 7/8	150	6 1/8	156
48	1200	N/A	N/A	5 3/4	146	6	152
54	1350	N/A	N/A	5 5/8	142	5 7/8	149
60	1500	N/A	N/A	5 1/2	140	5 7/8	149
72	1800	N/A	N/A	N/A	N/A	5 1/2	140
84	2100	N/A	N/A	N/A	N/A	5 3/8	138



Spring Tensioner Guidelines

(For Cleaners with J-Bolt Tensioners)

- Spring gap = .030" (.7mm)
- * Gauge provided



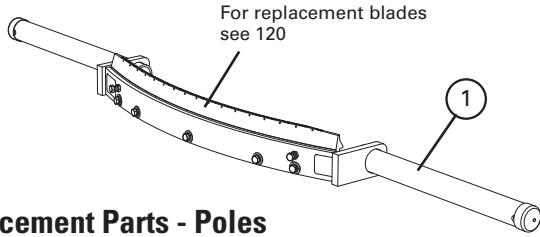
Specifications:

- Maximum Belt Speed1300 FPM (6.6M/sec); F-Blade - 1000 FPM (5M/sec)
- Temperature Rating-30°F to 180°F (-35°C to 82°C)
- Usable Blade Wear Length.....C-Blade – 3/8" (9mm); F-Blade – 1 3/4" (44mm)
- Available for Belt Widths18" to 84" (450 to 2100mm). Other sizes available upon request.
- CEMA Cleaner RatingClass 5

U.S. Patent No. 7,950,519

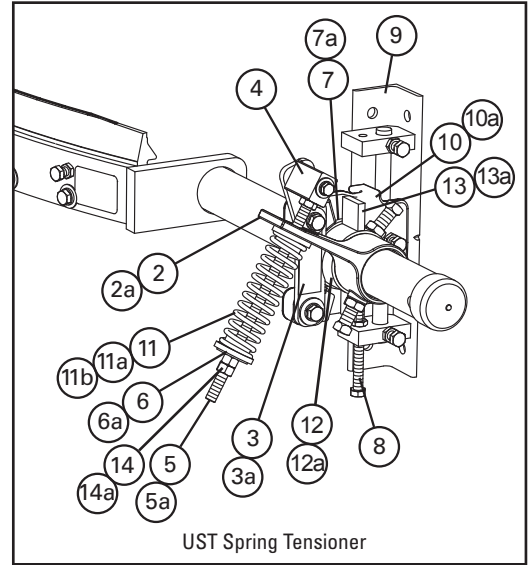
Replacement Parts List

U-Type® Secondary Cleaner with UST Tensioner



Replacement Parts - Poles

REF	DESCRIPTION	ORDERING NUMBER	ITEM CODE	WT. LBS.
1	18" (450mm) Pole	USP18/450	76772	45.0
	24" (600mm) Pole	USP24/600	76773	50.0
	30" (750mm) Pole	USP30/750	76774	56.0
	36" (900mm) Pole	USP36/900	76775	60.0
	42" (1050mm) Pole	USP42/1050	76776	65.0
	48" (1200mm) Pole	USP48/1200	76777	71.0
	54" (1350mm) Pole	USP54/1350	76778	76.0
	60" (1500mm) Pole	USP60/1500	76779	82.0
	72" (1800mm) Pole	USP72/1800	76780	125.0
	84" (2100mm) Pole	USP84/2100	76781	138.0



UST Spring Tensioner

Replacement Parts - UST Tensioner

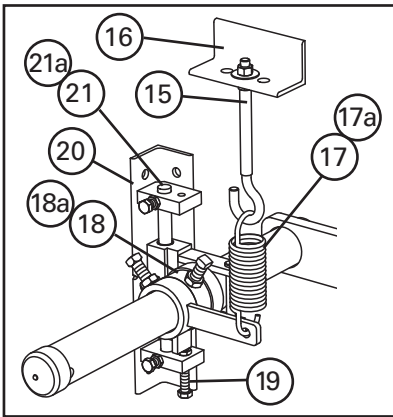
REF	DESCRIPTION	ORDERING NUMBER	ITEM CODE	WT. LBS.
2	Torque Arm Kit* (1 ea.) †Δ	ESTAK-EST	76406	3.6
2a	Torque Arm Kit HD* (1 ea.) §	PSTA	75896	11.4
3	Pivot Shaft Bracket Kit* (1 ea.) †Δ	UPSBK	76784	1.7
3a	Pivot Shaft Bracket Kit HD* (1 ea.) §	QMTPSBK	76099	4.3
4	Pivot Block Kit* (1 ea.) †Δ	UPBK	76785	1.0
5	Pivot Rod Kit* (1 ea.) †Δ	ESPRK	76409	1.2
5a	Pivot Rod Kit HD* (1 ea.) §	QMTPAK	76096	4.3
6	Bushing Kit (incl. 2 bushings) †Δ	ESBK-PS	76410	0.1
6a	Bushing Kit HD (incl. 2 bushings) §	QMTBK-W	76098	0.1
7	Standard Pole Bearing (1 ea.) †Δ	USPB2	79206	0.1
7a	HD Pole Bearing (1 ea.) §	UHPP2	79207	0.2
8	Adjusting Bolt Kit (1 ea.) (incl. locknut)	ABU	76788	0.2
9	Mounting Bracket Kit* (1 ea.)	UMBK	76789	9.7
10	Slide Plate Kit* (1 ea.) †Δ	USPK	76790	4.6
10a	HD Slide Plate Kit* (1 ea.) §	UHSPK	76791	5.2
11	Tension Spring - Purple (1 ea.) †	QMTS-P	75845	0.6
11a	Tension Spring - Silver (1 ea.) Δ	ESS-S	76412	1.2
11b	Tension Spring - White (1 ea.) §	PSTS-W	75898	1.7
12	UST Stop Collar Retrofit Kit* †Δ	USTSCK	79202	5.0
12a	HD UST Stop Collar Retrofit Kit* §	USTSCKHD	79204	7.4
13	Stop Collar*	USTSC	79299	1.5
13a	HD Stop Collar*	USTSCHD	79300	2.0
14	Jam Nut Kit UST	JNK-F	79896	0.3
14a	Jam Nut Kit USTHD	JNK-C	79893	0.3
-	UST Spring Tensioner* - Purple † (incl. 1 ea. items 2, 3, 4, 5, 6, 8, 9, 10, 11)	UST-P	76794	25.0
-	UST Spring Tensioner* - Silver Δ (incl. 1 ea. items 2, 3, 4, 5, 6, 8, 9, 10, 11a)	UST-S	77757	25.0
-	UST Spring Tensioner* - White § (incl. 1 ea. items 2a, 3a, 4, 5a, 6a, 8, 9, 10a, 11b)	UST-W	76795	40.0
-	Standard Mounting Kit* (incl. 1 ea. items 8, 9, 10) †Δ (for blade widths 18" - 60" (450 - 1500mm))	USMK	76792	14.6
-	HD Mounting Kit* (incl. 1 ea. items 8, 9, 10a) § (for blade widths 72" - 96" (1800 - 2400mm))	UHMK	76793	15.5

*Hardware included

† Standard components for blade widths 18"-42" (450-1050mm)

Δ Standard components for blade widths 48"-60" (1200-1500mm)

§ HD components for blade widths 72"-84" (1800-2100mm)



For use in changing UST Spring Tensioner to a J-Bolt Tensioner

Replacement Parts - J-bolt Tensioner

REF	DESCRIPTION	ORDERING NUMBER	ITEM CODE	WT. LBS.
15	J-Bolt (incl. locknut & washer)	STJK	74417	0.7
16	J-Bolt Mount (1 ea.)	STJM	74775	3.0
17	Tension Spring (1 ea.) †	STTS	74419	1.4
17a	HD Tension Spring (1 ea.) §	HDT S	74502	2.0
18	Stop Collar †	USTSC	79299	1.5
18a	HD Stop Collar §	USTSCHD	79300	2.0
19	Adjusting Bolt Kit (1 ea.) (incl. locknut)	ABU	76788	0.2
20	Mounting Bracket Kit* (1 ea.)	UMBK	76789	9.7
21	Slide Plate Kit* (1 ea.) †Δ	USPK	76790	4.6
21a	HD Slide Plate Kit* (1 ea.) §	UHSPK	76791	5.2
-	J-Bolt Conversion Kit † (Optional) (incl. 2 ea. items 15, 16, 17, 18)	UBTK	76977	4.7
-	HD J-Bolt Conversion Kit § (Optional) (incl. 2 ea. items 15, 16, 17a, 18a)	UHDBTK	76978	5.2
-	Standard Mounting Kit* (incl. 1 ea. items 8, 9, 10) †Δ (for blade widths 18" - 60" (450 - 1500mm))	USMK	76792	14.6
-	HD Mounting Kit* (incl. 1 ea. items 8, 9, 10a) § (for blade widths 72" - 84" (1800 - 2100mm))	UHMK	76793	15.5
-	18-60" J-Bolt Complete Tension Kit (incl. 2 ea. 15, 16, 17, 18, 19, 20, 21)†	MMKU	77324	19.3
-	64" + J-Bolt Complete Tension Kit (incl. 2 ea. 15a, 16, 17a, 18a, 19, 20, 21a)§	MMKUHD	77327	20.7

U.S. Patent No. 7,950,519

Product Ordering Information

MDWS Secondary Cleaner DryWipe for Removing Water

MDWS Secondary Belt Cleaner

BELT WIDTH		ORDERING NUMBER	ITEM CODE	WT. LBS.
in.	mm			
24	600	MDWS-24	75868	115.1
30	750	MDWS-30	75869	122.8
36	900	MDWS-36	75870	127.8
42	1050	MDWS-42	75871	138.3
48	1200	MDWS-48	75872	146.8
54	1350	MDWS-54	75873	154.5
60	1500	MDWS-60	75874	162.2
72	1800	MDWS-72	75875	177.7
84	2100	MDWS-84	76806	193.2
96	2400	MDWS-96	79063	208.7

Lead time: 1 working day



MDWS Secondary Belt Cleaner with SAT2 Tensioner

BELT WIDTH		ORDERING NUMBER	ITEM CODE	WT. LBS.
in.	mm			
24	600	MDWS-24P	78745	115.1
30	750	MDWS-30P	78746	122.8
36	900	MDWS-36P	78747	127.8
42	1050	MDWS-42P	78748	138.3
48	1200	MDWS-48P	78749	146.8
54	1350	MDWS-54P	78750	154.5
60	1500	MDWS-60P	78751	162.2
72	1800	MDWS-72P	78752	177.7
84	2100	MDWS-84P	78753	193.2
96	2400	MDWS-96P	79064	208.7

Lead time: 1 working day



Replacement ConShear™ DW Blades (Color Identification: Black)

BELT WIDTH		ORDERING NUMBER	ITEM CODE	WT. LBS.
in.	mm			
24	600	CDWB24	75884	12.8
30	750	CDWB30	75885	15.5
36	900	CDWB36	75886	18.3
42	1050	CDWB42	75887	21.0
48	1200	CDWB48	75888	23.8
54	1350	CDWB54	75889	26.5
60	1500	CDWB60	75890	29.2
72	1800	CDWB72	75891	34.7
84	2100	CDWB84	76942	40.5
96	2400	CDWB96	79062	46.3

Actual blade width is belt width + 4".

ConShear DW Blades are black for easy identification.

Lead time: 1 working day

Optional Mounting Kits

DESCRIPTION	ORDERING NUMBER	ITEM CODE	WT. LBS.
Standard Mounting Bracket Kit*	SSTSMB	76071	34.3
Long Mounting Bracket Kit*	SSTLMB	76072	43.5
Optional Top Angle Kit*	SSTOTA	76073	10.5

*Hardware Included

Lead time: 1 working day

Product Notes:

- The ConShear™ "DryWipe" (DW) Blade is excellent for removing water from the belt. Use as the final cleaner in a cleaning system.
- Actual blade width is belt width plus 4" (100mm). The extra length ensures the water is removed from the belt.
- Pole Length: Belt width plus 60" (1500mm) for cleaners up to 60" (1500mm), belt width plus 54" (1350mm) for cleaners over 60" (1500mm). For longer requirements, see Accessories – Pole Extender Kit (137).
- Visual Blade Tension Check: Measure the tension spring and refer to the Spring Length Chart on mounting base for the correct length for best cleaning performance.
- To make cleaner installation easier and quicker, see Optional Mounting Kits (137).

U.S. Patent No. D482,508S

Product Ordering Information

Line Connections for Portable Air Tensioner

Air Tanks

ORDERING NUMBER	ITEM CODE	WT. LBS.
PAT1	78684	13.0
PAT2	78685	13.0



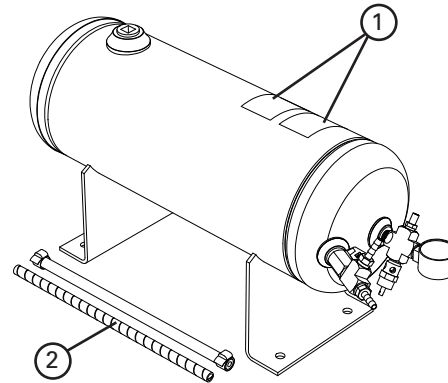
PAT1 (Single)



PAT2 (Dual)

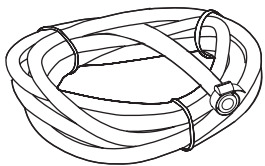
Replacement Parts List

REF	DESCRIPTION	ORDERING NUMBER	ITEM CODE	WT. LBS.
1	Tank Label Kit	PATLK	78791	0.1
2	Tank Hose Kit (incl. 1 ea. 10' hose and 1' poly spiral wrap, 2 hose clamps)	PATHK	78794	1.5



Product Notes:

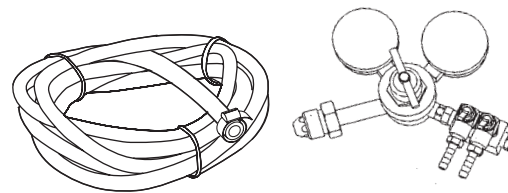
- For use with PAT cleaner assemblies and PAT control box.
- Single for applications with one cleaner, double for applications with two cleaners.
- 150# pop-off valve for safe pressurizing/charging of Air Tank.
- ASME construction.



Air Line Connection for Site-Accessible Air

ORDERING NUMBER	ITEM CODE	WT. LBS.
PATHK*	78794	1.5

* incl. 10' hose, 1' poly spiral wrap, 2 hose clamps



Nitrogen Tank Connection for Site-Provided Nitrogen Tank

ORDERING NUMBER	ITEM CODE	WT. LBS.
PANK*	78799	5.0

* incl. Nitrogen Regulator, 10' hose, 2 hose clamps

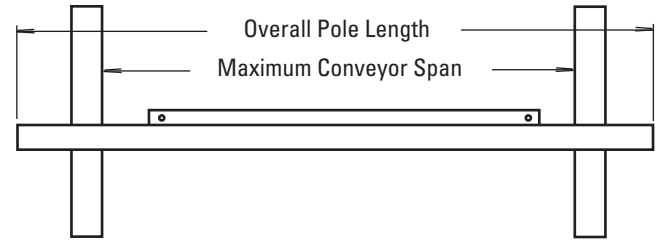
Specifications & Guidelines

MDWS Secondary Cleaner DryWipe for Removing Water

Pole Length Specifications*

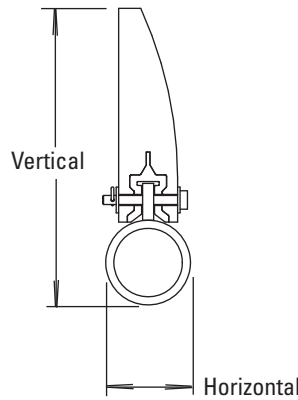
CLEANER SIZE		BLADE WIDTH		POLE LENGTH		MAXIMUM CONVEYOR SPAN	
in.	mm	in.	mm	in.	mm	in.	mm
24	600	28	700	84	2100	68	1700
30	750	34	850	90	2250	74	1850
36	900	40	1000	96	2400	80	2000
42	1050	46	1150	102	2550	86	2150
48	1200	52	1300	108	2700	92	2300
54	1350	58	1450	114	2850	98	2450
60	1500	64	1600	120	3000	104	2600
72	1800	76	1900	126	3150	116	2900
84	2100	88	2200	138	3450	128	3200
96"	2400	100	2500	150	3750	140	3500

*For special extra long pole length requirements a Pole Extender Kit (#76024) is available that provides 30" (750mm) of extended pole length. (137).
Pole Diameter – 2-7/8" (73mm)



Clearance Guidelines for Installation

HORIZONTAL CLEARANCE REQUIRED		VERTICAL CLEARANCE REQUIRED	
in.	mm	in.	mm
4	100	10	250

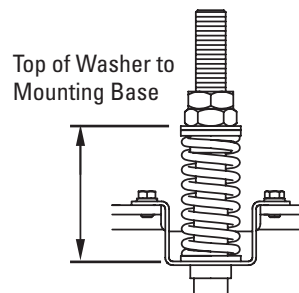


Spring Length Chart

with SST Spring Tensioner

BLADE WIDTH	WHITE SPRING	SILVER SPRING	BLACK SPRING	GOLD SPRING
24"	3 1/8"	3 7/8"	N/A	N/A
30"	2 7/8"	3 3/4"	N/A	N/A
36"	N/A	3 3/4"	3 7/8"	N/A
42"	N/A	3 5/8"	3 3/4"	N/A
48"	N/A	3 1/2"	3 5/8"	N/A
54"	N/A	3 3/8"	3 5/8"	N/A
60"	N/A	3 1/4"	3 1/2"	N/A
72"	N/A	N/A	3 3/8"	3 5/8"
84"	N/A	N/A	3"	3 1/2"
96"	N/A	N/A	N/A	3 3/8"
108"	N/A	N/A	N/A	3 1/2"
120"	N/A	N/A	N/A	3 3/8"

Shading indicates preferred spring option



PAT Pressure Chart

BLADE WIDTH	PSI
18"	15#
24"	19#
30"	23#
36"	27#
42"	31#
48"	35#
54"	39#
60"	43#
72"	51#
84"	59#
96"	67#

Specifications:

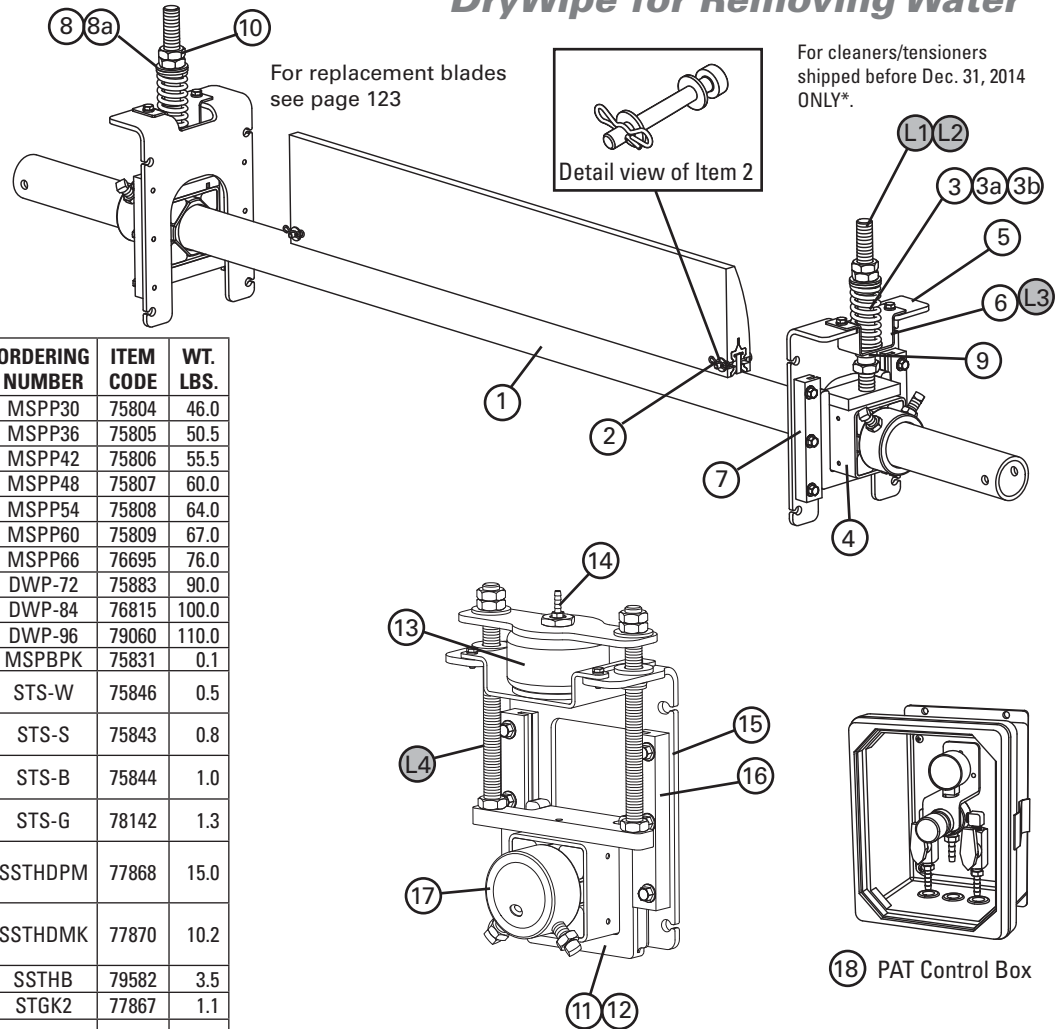
- Maximum Belt Speed1000 FPM (5M/sec)
- Temperature Rating-30°F to 180°F (-35°C to 82°C)
- Usable Blade Wear Length.....4-1/2" (113mm)
- Blade Height.....7-1/4" (185mm)
- BladePolyurethane with UHMW additive (softer durometer to squeegee water off)

- Available for Belt Widths24" to 96" (600 to 2400 mm). Other sizes available upon request.
- CEMA Cleaner RatingClass 4

U.S. Patent No. D482,508S

Replacement Parts List

MDWS Secondary Cleaner DryWipe for Removing Water



For replacement blades see page 123

For cleaners/tensioners shipped before Dec. 31, 2014 ONLY*.

Replacement Parts

REF	DESCRIPTION	ORDERING NUMBER	ITEM CODE	WT. LBS.
1	24" (600mm) Pole	MSPP30	75804	46.0
	30" (750mm) Pole	MSPP36	75805	50.5
	36" (900mm) Pole	MSPP42	75806	55.5
	42" (1050mm) Pole	MSPP48	75807	60.0
	48" (1200mm) Pole	MSPP54	75808	64.0
	54" (1350mm) Pole	MSPP60	75809	67.0
	60" (1500mm) Pole	MSPP66	76695	76.0
	72" (1800mm) Pole	DWP-72	75883	90.0
	84" (2100mm) Pole	DWP-84	76815	100.0
96" (2400mm) Pole	DWP-96	79060	110.0	
2	Blade Pin Kit* (1 ea.)	MSPBPK	75831	0.1
3	Tension Spring - White (1 ea.) for belts 18" - 30" (450-750mm)	STS-W	75846	0.5
3a	Tension Spring - Silver (1 ea.) for belts 36" - 60" (900-1500mm)	STS-S	75843	0.8
3b	Tension Spring - Black (1 ea.) for belts 72" - 84" (1800-2100mm)	STS-B	75844	1.0
3c	Tension Spring - Gold (1 ea.) for belts 96" (2400mm)	STS-G	78142	1.3
4	HD Torsion Pole Mount* (1 ea.) (includes adjusting rod, 3 nuts & sleeve) (See 8 & 8a for bushings)	SSTHDPM	77868	15.0
5	SST HD Mounting Base Kit* (includes 1 mounting base, 2 slide guides, top hat bracket & bottom bushing)	SSTHDMK	77870	10.2
6	SST Hat Bracket (pair)	SSTHB	79582	3.5
7	SST Slide Guide Kit* (incl. 2 slide guides)	STGK2	77867	1.1
8	SST Bushing Kit - White/Silver (includes 2 bushings)	SSTBK-W	76636	0.1
8a	SST Bushing Kit - Black/Gold (includes 2 bushings)	SSTBK-B	76637	0.1
9	SST Lower Bushing Kit (pair)	SSTLBK	79493	0.1
10	Jam Nut Kit SST Tensioner	JNK-C	79893	0.3
-	HD Spring Tensioner* - White (includes 2 each items 3, 4, 5 & 8) for belts 18" - 30" (450-750mm)	SST2HD-W	77879	60.6
-	HD Spring Tensioner* - Silver (includes 2 each items 3a, 4, 5 & 8) for belts 36" - 60" (900-1500mm)	SST2HD-S	77880	61.4
-	HD Spring Tensioner* - Black (includes 2 each items 3b, 4, 5 & 8a) for belts 72" - 84" (1800-2100mm)	SST2HD-B	77881	62.0
-	HD Spring Tensioner* - Gold (includes 2 each items 3c, 4, 5 & 8a) for belts 96" (2400mm)	SST2HD-G	79041	62.6

*Hardware Included

Lead time: 1 working day

Legacy Replacement Parts for Tensioners shipped prior to Dec. 31, 2014*

L1	DESCRIPTION	STAK	75847	2.9
L1	Adjusting Rod Kit (includes 1 rod, 2 nuts, 1 bushing, 1 washer) for belts 24" - 60" (600-1500mm)	STAK	75847	2.9
L2	HD Adjusting Rod Kit (includes 1 rod, 2 nuts, 1 HD bushing, 1 washer) for belts 72"-84" (1800-2100mm)	STAKHD	75892	3.0
L3	Legacy SST Hat Channel Kit	SSTHK	79070	1.5
L4	SAT2 Adjusting Rod Kit	SAT2AK	78733	5.0
-	SST Tensioner Bushing Update Kit (includes 2 lower bushings, 2 sleeves, 2 nuts)	SST-BUK	76943	0.3

* See note on page 119 to verify if legacy parts are needed.

Secondary Air Tensioner 2 Replacement Parts

REF	DESCRIPTION	ORDERING NUMBER	ITEM CODE	WT. LBS.
11	SAT2 w/PAT Control Box	SAT2PAT	78735	43.5
12	SAT2 w/o Control Box	SAT2NCB	78703	41.0
13	SAT Air/Water Bag Kit	SATB	76083	5.1
14	SAT 1/8" Hose Barb Kit	SATHB	76084	0.1
15	SAT2 Mounting Base Kit	SAT2MK	78704	11.6
16	ST Slide Guide Kit	STGK2	77867	1.1
17	SAT2 Torsion Pole Mount (incl. threaded rods & 6 nuts)	SAT2PM	78732	11.1
18	PAT Control Box 100psi	PACB100	79656	11.0

Lead time: 1 working day

Spring Tensioner Selection Chart

CLEANER SIZE	77879 SST2HD-W	77880 SST2HD-S	77881 SST2HD-B	79041 SST2HD-G
MDWS 24" - 30" (600 - 750 mm)	X			
MDWS 36" - 60" (900 - 1500 mm)		X		
MDWS 72" - 84" (1800 - 2100 mm)			X	
MDWS 96" (2400 mm)				X

NOTE: For 0.00 pricing, please contact the Chile office for quotation.

U.S. Patent No. D482,508S

Product Ordering Information

Motorized Brush Cleaner

Motorized Brush Cleaner with 208-230/460VAC 3-Phase Motor with IP66 Motor

BELT WIDTH		ORDERING NUMBER	ITEM CODE	WT. LBS.
in.	mm			
18	450	MBC-18	79494	136.7
24	600	MBC-24	79495	146.5
30	750	MBC-30	79496	150.2
36	900	MBC-36	79497	156.5
42	1050	MBC-42	79498	162.6
48	1200	MBC-48	79499	179.0
54	1350	MBC-54	79500	185.9
60	1500	MBC-60	79501	192.0
72	1800	MBC-72	79502	205.1
84	2100	MBC-84	79503	217.5

ORDERING NUMBER	ITEM CODE	WT. LBS.
MBC-18-S	91571	136.7
MBC-24-S	91572	146.5
MBC-30-S	91573	150.2
MBC-36-S	91574	156.5
MBC-42-S	91575	162.6
MBC-48-S	91576	179.0
MBC-54-S	91577	185.9
MBC-60-S	91578	192.0
MBC-72-S	91579	205.1
MBC-84-S	91580	217.5

Lead time: 1 working day

Motorized Brush Cleaner with 575V 3-Phase Motor

BELT WIDTH		ORDERING NUMBER	ITEM CODE	WT. LBS.
in.	mm			
18	450	MBC-18-575V	79914	136.7
24	600	MBC-24-575V	79915	146.5
30	750	MBC-30-575V	79916	150.2
36	900	MBC-36-575V	79917	156.5
42	1050	MBC-42-575V	79918	162.6
48	1200	MBC-48-575V	79919	179.0
54	1350	MBC-54-575V	79920	185.9
60	1500	MBC-60-575V	79921	192.0
72	1800	MBC-72-575V	79922	205.1
84	2100	MBC-84-575V	79923	217.5

with IP66 Motor

ORDERING NUMBER	ITEM CODE	WT. LBS.
MBC-18-575V-S	91581	136.7
MBC-24-575V-S	91582	146.5
MBC-30-575V-S	91583	150.2
MBC-36-575V-S	91584	156.5
MBC-42-575V-S	91585	162.6
MBC-48-575V-S	91586	179.0
MBC-54-575V-S	91587	185.9
MBC-60-575V-S	91588	192.0
MBC-72-575V-S	91589	205.1
MBC-84-575V-S	91590	217.5

Lead time: 1 working day

Replacement Brushes

BELT WIDTH		ORDERING NUMBER	ITEM CODE	WT. LBS.
in.	mm			
18	450	MBRD-18	79514	9.6
24	600	MBRD-24	79515	13.5
30	750	MBRD-30	79516	17.1
36	900	MBRD-36	79517	20.5
42	1050	MBRD-42	79518	23.7
48	1200	MBRD-48	79519	26.8
54	1350	MBRD-54	79520	30.7
60	1500	MBRD-60	79521	33.9
72	1800	MBRD-72	79522	41.0
84	2100	MBRD-84	79523	47.5

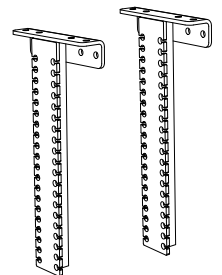
Lead time: 1 working day



Motorized Brush Cleaner

Optional Mounting Brackets (Pair)

ORDERING NUMBER	ITEM CODE	WT. LBS.
MBCDBK	79536	28.9



Product Notes:

- Spins opposite the belt direction for optimal cleaning.
- Uniquely patterned bristles aid in reducing material buildup and clogging.
- Adjustable tensioners allow easy brush-to-belt adjustment as the bristles wear.
- Works on mechanically spliced or vulcanized belts.

NOTE: For 0.00 pricing, please contact the Chile office for quotation.

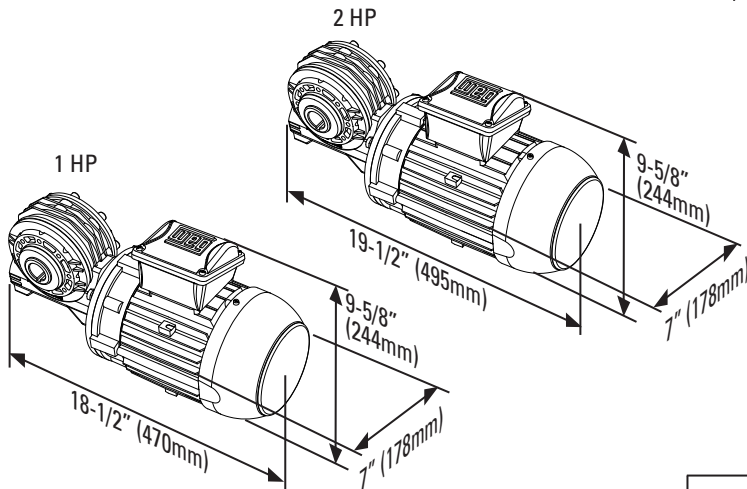
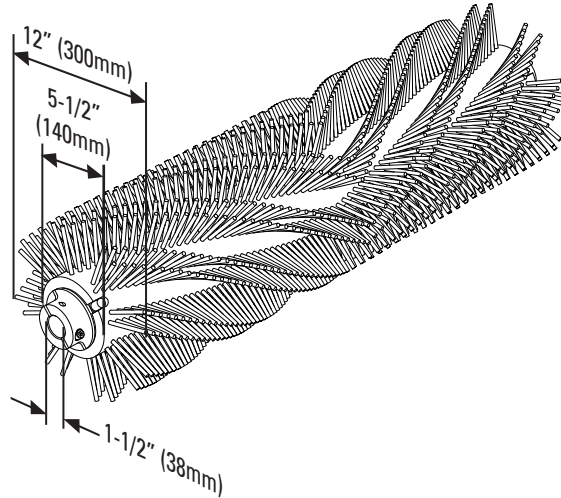
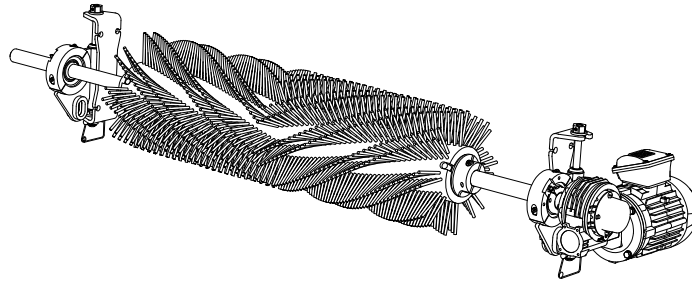
Specifications & Guidelines

Motorized Brush Cleaner

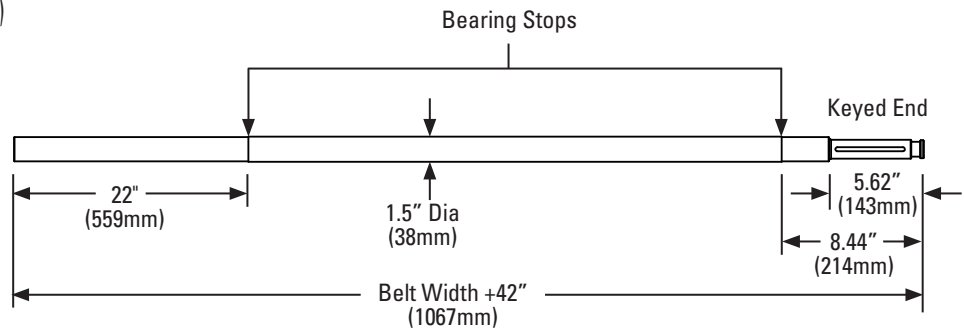
Specifications

Belt Speed	Up to 700 fpm (3.5M/sec)
Vertical and Horizontal Clearance	12" (305mm)
Temperature Range	-20°F to 180°F (-30°C to 82°C)
Maximum Chevron or Cleat Height	1/2" (13mm)
Bristle Length	3-1/4" (83mm)
Overall Diameter	12" (305mm)
Shaft Length	Belt Width plus 42" (1067mm)
Shaft Diameter	1-1/2" (38mm)
Motor Voltage and HP Options	208-230/460VAC 3 Phase* 1 HP (cleaners 18-42" (450-1050mm)) 2 HP (cleaners 48-84" (1200-2100mm))
	575V 3 Phase* 1 HP (cleaners 18-36" (450-900mm)) 2 HP (cleaners 42-84" (1050-2100mm))
Motor Standards	IP55 or IP66
CEMA Cleaner Rating	Class 4

*Other motors available upon request



Shaft Measurements

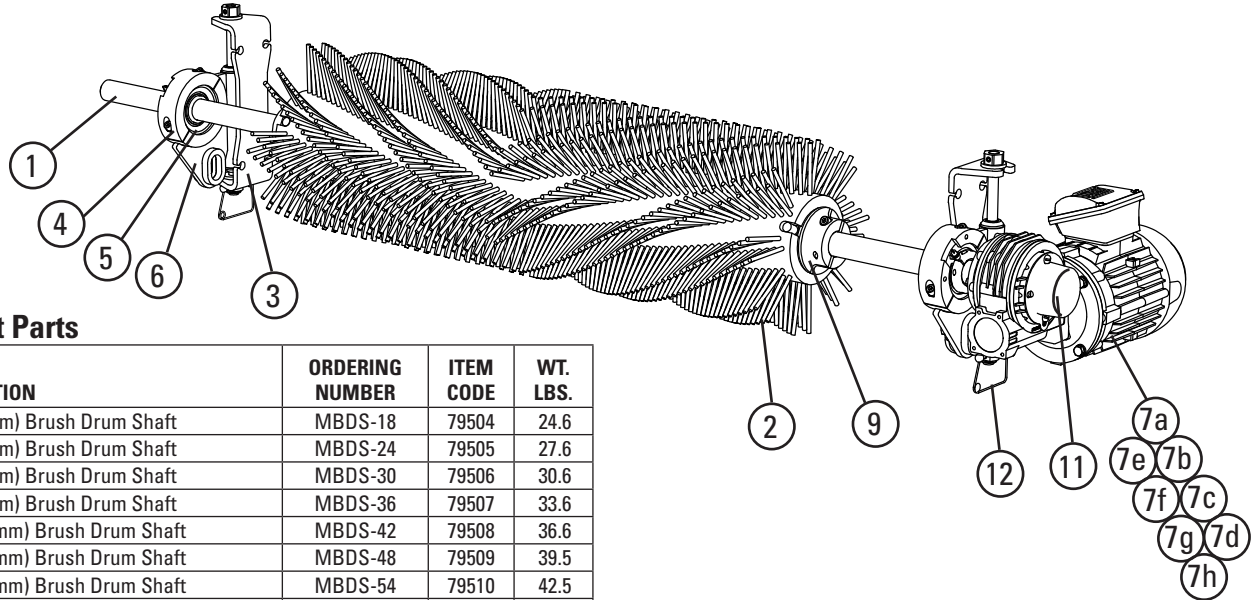


Product Notes:

- Spins opposite the belt direction for optimal cleaning.
- Uniquely patterned bristles aid in reducing material buildup and clogging.
- Adjustable tensioners allow easy brush-to-belt adjustment as the bristles wear.
- Works on mechanically spliced or vulcanized belts.

Replacement Parts

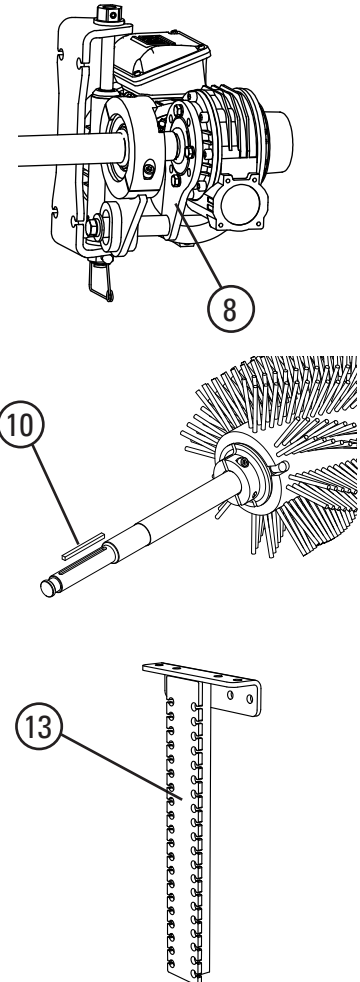
Motorized Brush Cleaner



Replacement Parts

REF	DESCRIPTION	ORDERING NUMBER	ITEM CODE	WT. LBS.
1	18" (450mm) Brush Drum Shaft	MBDS-18	79504	24.6
	24" (600mm) Brush Drum Shaft	MBDS-24	79505	27.6
	30" (750mm) Brush Drum Shaft	MBDS-30	79506	30.6
	36" (900mm) Brush Drum Shaft	MBDS-36	79507	33.6
	42" (1050mm) Brush Drum Shaft	MBDS-42	79508	36.6
	48" (1200mm) Brush Drum Shaft	MBDS-48	79509	39.5
	54" (1350mm) Brush Drum Shaft	MBDS-54	79510	42.5
	60" (1500mm) Brush Drum Shaft	MBDS-60	79511	45.5
	72" (1800mm) Brush Drum Shaft	MBDS-72	79512	51.5
84" (2100mm) Brush Drum Shaft	MBDS-84	79513	57.5	
2	18" (450mm) Replacement Brush Drum	MBRD-18	79514	9.6
	24" (600mm) Replacement Brush Drum	MBRD-24	79515	13.5
	30" (750mm) Replacement Brush Drum	MBRD-30	79516	17.1
	36" (900mm) Replacement Brush Drum	MBRD-36	79517	20.5
	42" (1050mm) Replacement Brush Drum	MBRD-42	79518	23.7
	48" (1200mm) Replacement Brush Drum	MBRD-48	79519	26.8
	54" (1350mm) Replacement Brush Drum	MBRD-54	79520	30.7
	60" (1500mm) Replacement Brush Drum	MBRD-60	79521	33.9
	72" (1800mm) Replacement Brush Drum	MBRD-72	79522	41.0
84" (2100mm) Replacement Brush Drum	MBRD-84	79523	47.5	
3	Brush Mounting Base* (1)	MBCMK	79524	4.7
4	Brush Bearing Clamp* (1)	MBCBC	79525	1.9
5	Brush Cleaner Bearings (2)	MBCB	79526	7.2
6	Brush Bearing Mount* (1)	MBCBM	79528	9.7
7a	Gearmotor Assy, 1 HP IP55 for belts up to 42" (1050mm)	MBCM-1	79529	55.0
7b	Gearmotor Assy, 2 HP IP55 for belts 48" (1200mm) and up	MBCM-2	79530	65.0
7c	Gearmotor Assy, 1 HP 575V IP55 for belts up to 36" (900mm)	MBCM-575-1	79924	55.0
7d	Gearmotor Assy, 2 HP 575V IP55 for belts 42" (1050mm) and up	MBCM-575-2	79925	65.0
7e	Gearmotor Assy, 1 HP IP66 for belts up to 42" (1050mm)	MBCM-1-S	91591	55.0
7f	Gearmotor Assy, 2 HP IP66 for belts 48" (1200mm) and up	MBCM-2-S	91592	65.0
7g	Gearmotor Assy, 1 HP 575V IP66 for belts up to 36" (900mm)	MBCM-575-1-S	91593	55.0
7h	Gearmotor Assy, 2 HP 575V IP66 for belts 42" (1050mm) and up	MBCM-575-2-S	91594	65.0
8	Brush Cleaner Torque Arm* (1)	MBCTA	79531	2.5
9	Brush Locks* (2)	MBCBL	79532	9.4
10	Brush Motor Key Kit (1)	MBCMCK	79533	0.3
11	MBC Shaft End Cap* (1)	MBCEC	79534	0.1
12	Tensioner Lock Pins (2)	STLP	79535	0.2
13	Brush Cleaner Drop Brackets* (2)	MBCDBK	79536	28.9
-	Brush Cleaner Adjusting Bracket (1) (incl. bearing and 1 ea. items 3,4,6,&12)	MBADB	79527	18.1

*Hardware Included
Lead time: 1 working day



NOTE: For 0.00 pricing, please contact the Chile office for quotation.


Product Ordering Information

Chevron Belt Cleaner


Chevron Belt Cleaner

BELT WIDTH		DRUM WIDTH		ORDERING NUMBER	ITEM CODE	WT. LBS.
in.	mm	in.	mm			
18	450	18	450	CBC18	76668	74.0
24	600	24	600	CBC24	76669	81.9
30	750	30	750	CBC30	76670	90.8
36	900	36	900	CBC36	76671	99.7
42	1050	42	1050	CBC42	76672	107.5
48	1200	48	1200	CBC48	76673	116.5
54	1350	54	1350	CBC54	76674	124.3
60	1500	60	1500	CBC60	76675	133.2
72	1800	72	1800	CBC72	90762	150.0
84	2100	84	2100	CBC84	90763	166.8

Lead time: 1 working day

 Shaded items are made to order.

 Lead time: 3 working days




Replacement Parts

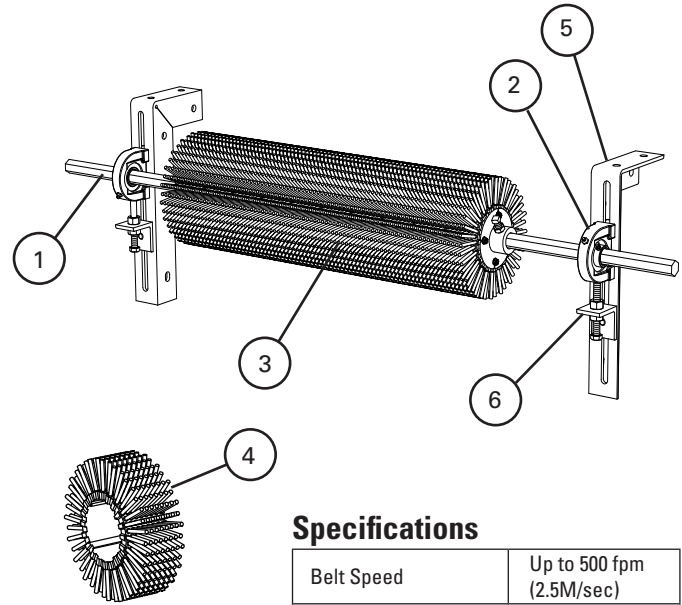
REF	DESCRIPTION	ORDERING NUMBER	ITEM CODE	WT. LBS.
1	18" (450mm) Drum Shaft	CBCS18	90537	15.1
	24" (600mm) Drum Shaft	CBCS24	90538	17.0
	30" (750mm) Drum Shaft	CBCS30	90539	18.9
	36" (900mm) Drum Shaft	CBCS36	90540	20.8
	42" (1050mm) Drum Shaft	CBCS42	90541	22.7
	48" (1200mm) Drum Shaft	CBCS48	90542	24.6
	54" (1350mm) Drum Shaft	CBCS54	90543	26.4
	60" (1500mm) Drum Shaft	CBCS60	90544	28.3
	72" (1800mm) Drum Shaft	CBCS72	90554	33.9
84" (2100mm) Drum Shaft	CBCS84	90555	39.6	
2	Chevron Pillow Block*	CPB	76692	1.2
3	18" (450mm) Repl Drum w/Fingers*	CRDF18	90631	25.0
	24" (600mm) Repl Drum w/Fingers*	CRDF24	90632	31.0
	30" (750mm) Repl Drum w/Fingers*	CRDF30	90633	38.0
	36" (900mm) Repl Drum w/Fingers*	CRDF36	90634	45.0
	42" (1050mm) Repl Drum w/Fingers*	CRDF42	90635	51.0
	48" (1200mm) Repl Drum w/Fingers*	CRDF48	90636	58.0
	54" (1350mm) Repl Drum w/Fingers*	CRDF54	90637	64.0
	60" (1500mm) Repl Drum w/Fingers*	CRDF60	90638	71.0
72" (1800mm) Repl Drum w/Fingers*	CRDF72	90639	84.0	
84" (2100mm) Repl Drum w/Fingers*	CRDF84	90640	97.0	
4	3" (75mm) Replacement Finger Ring	CBC3R	90641	2.5
5	Mounting Bracket Kit (1 Right and 1 Left)	EZS2MBK	75666	13.0
6	Adjusting Bracket Kit* (1 ea.)	PAB	75513	1.5

*Hardware Included

Lead time: 1 working day

 Shaded items are made to order.

 Lead time: 3 working days



Specifications

Belt Speed	Up to 500 fpm (2.5M/sec)
Vertical and Horizontal Clearance	10" (250mm)
Temperature Range	-30°F to 180°F (-35°C to 82°C)
Maximum Chevron or Cleat Height	1" (25mm)
Finger Length	2" (50mm)
Rubber Durometer	45A
Overall Diameter	9-1/2" (238mm)
Shaft Length	Belt Width plus 30" (750mm)
Shaft	1" (25mm) Hex
CEMA Cleaner Rating	Class 3

Product Notes:

- Free-rotating. Works only when the belt is running.
- Self-cleaning. Finger length, spacing and the rotary action allows carryback to fall free instead of clogging.
- Easy to install. Few parts and step-by-step instructions make the job simple.
- Long-wearing SBR rubber. Drum life ranges from 1 to 3 years depending upon the application conditions and the material being conveyed.
- Works on reversing belts.
- Finger rings can be replaced individually or all at once by replacing the drum.


Product Ordering Information

Continuous Blade Secondary Cleaner

Continuous Blade Secondary Cleaners with SST XD Tensioners

BELT WIDTH		ORDERING NUMBER	ITEM CODE	WT. LBS.
in.	mm			
18	450	CBS18SF	79936	154.0
24	600	CBS24SF	79937	168.0
30	750	CBS30SF	79938	182.0
36	900	CBS36SF	79939	196.0
42	1050	CBS42SF	79940	210.0
48	1200	CBS48SF	79941	224.0
54	1350	CBS54SF	79942	238.0
60	1500	CBS60SF	79943	252.0
72	1800	CBS72SF	79944	280.0
84	2100	CBS84SF	79945	308.0
96	2400	CBS96SF	79946	336.0

Lead time: 1 day; shaded items 3 weeks




CBS with SST XD Tensioners

Continuous Blade Secondary Cleaners with SAT XD Tensioners

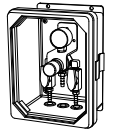
BELT WIDTH		ORDERING NUMBER	ITEM CODE	WT. LBS.
in.	mm			
18	450	CBS18PF	79958	135.5
24	600	CBS24PF	79959	149.5
30	750	CBS30PF	79960	163.5
36	900	CBS36PF	79961	177.5
42	1050	CBS42PF	79962	191.5
48	1200	CBS48PF	79963	205.5
54	1350	CBS54PF	79964	219.5
60	1500	CBS60PF	79965	233.5
72	1800	CBS72PF	79966	261.5
84	2100	CBS84PF	79967	289.5
96	2400	CBS96PF	79968	317.5

*Includes control box

Lead time: 1 day; shaded items 3 weeks



CBS with SAT XD Tensioners

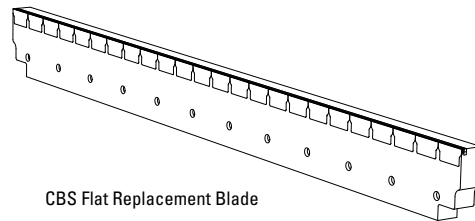


PAT Control Box

Replacement Blades for Continuous Blade Secondary Cleaners

BELT WIDTH		ORDERING NUMBER	ITEM CODE	WT. LBS.
in.	mm			
18	450	CBSBLD18F	79947	16.0
24	600	CBSBLD24F	79948	22.0
30	750	CBSBLD30F	79949	27.0
36	900	CBSBLD36F	79950	33.0
42	1050	CBSBLD42F	79951	39.0
48	1200	CBSBLD48F	79952	45.0
54	1350	CBSBLD54F	79953	50.0
60	1500	CBSBLD60F	79954	56.0
72	1800	CBSBLD72F	79955	67.0
84	2100	CBSBLD84F	79956	79.0
96	2400	CBSBLD96F	79957	90.0

Lead time: 1 day; shaded items 3 weeks



CBS Flat Replacement Blade

Product Notes:

- Heavy-duty design to deliver maximum cleaning efficiency on the most demanding, abusive beltlines.
- Pole Length: Belt width plus 54" (1350mm). For longer requirements, see Minline Installation Accessories – Pole Extender Kit (page 137).
- To make cleaner installation easier and quicker, see Optional Mounting Kits (page 137).
- It is recommended that mechanical fasteners on the belt be skived.

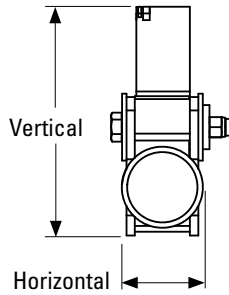
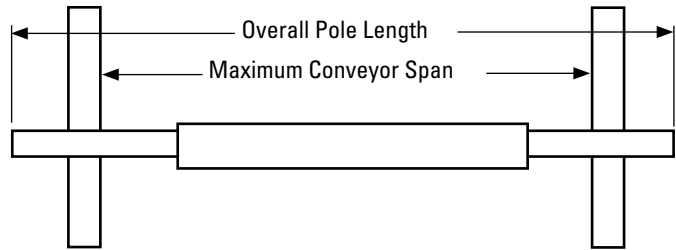
Specifications and Guidelines

Continuous Blade Secondary Cleaner

Pole Length Specifications*

CLEANER SIZE		BLADE WIDTH		POLE LENGTH		MAXIMUM CONVEYOR SPAN	
in.	mm	in.	mm	in.	mm	in.	mm
18	450	18	450	72	1800	62	1550
24	600	24	600	78	1950	68	1700
30	750	30	750	84	2100	74	1850
36	900	36	900	90	2250	80	2000
42	1050	42	1050	96	2400	86	2150
48	1200	48	1200	102	2550	92	2300
54	1350	54	1350	108	2700	98	2450
60	1500	60	1500	114	2850	104	2600
72	1800	72	1800	126	3150	116	2900
84	2100	84	2100	138	3450	128	3200
96	2400	96	2400	150	3750	140	3500

*For special extra long pole length requirements a Pole Extender Kit (#76024) is available that provides 30" (750mm) of extended pole length. See Page 137. Pole Diameter - 2-7/8" (73mm)



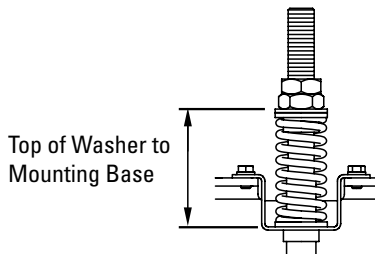
Clearance Guidelines for Installation

HORIZONTAL CLEARANCE REQUIRED		VERTICAL CLEARANCE REQUIRED	
in.	mm	in.	mm
4-1/2	115	9	229

SST XD Tensioner Spring Length Chart

Blade Width		White Spring		Silver Spring		Black Spring		Gold Spring	
in.	mm	in.	mm	in.	mm	in.	mm	in.	mm
18	450	3 3/8	86	4	102	N/A	N/A	N/A	N/A
24	600	3 1/8	79	3 7/8	98	N/A	N/A	N/A	N/A
30	750	2 7/8	73	3 3/4	95	N/A	N/A	N/A	N/A
36	900	N/A	N/A	3 3/4	95	3 7/8	98	N/A	N/A
42	1050	N/A	N/A	3 5/8	92	3 3/4	95	N/A	N/A
48	1200	N/A	N/A	3 1/2	89	3 5/8	92	N/A	N/A
54	1350	N/A	N/A	3 3/8	86	3 5/8	92	3 3/4	95
60	1500	N/A	N/A	3 1/4	83	3 1/2	89	3 3/4	95
72	1800	N/A	N/A	N/A	N/A	3 3/8	86	3 5/8	92
84	2100	N/A	N/A	N/A	N/A	3 1/8	79	3 1/2	89
96	2400	N/A	N/A	N/A	N/A	N/A	N/A	3 3/8	86

Shading indicates preferred spring option. Measure spring as shown below.



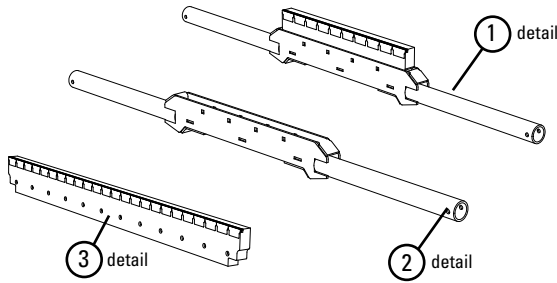
SAT XD Tensioner Pressure Chart

Blade Width		Blades	Pressure	
in.	mm		psi	kPa
18	450	3	15#	103
24	600	4	19#	131
30	750	5	23#	159
36	900	6	27#	186
42	1050	7	31#	214
48	1200	8	35#	241
54	1350	9	39#	269
60	1500	10	43#	296
72	1800	12	51#	352
84	2100	14	59#	407
96	2400	16	67#	462

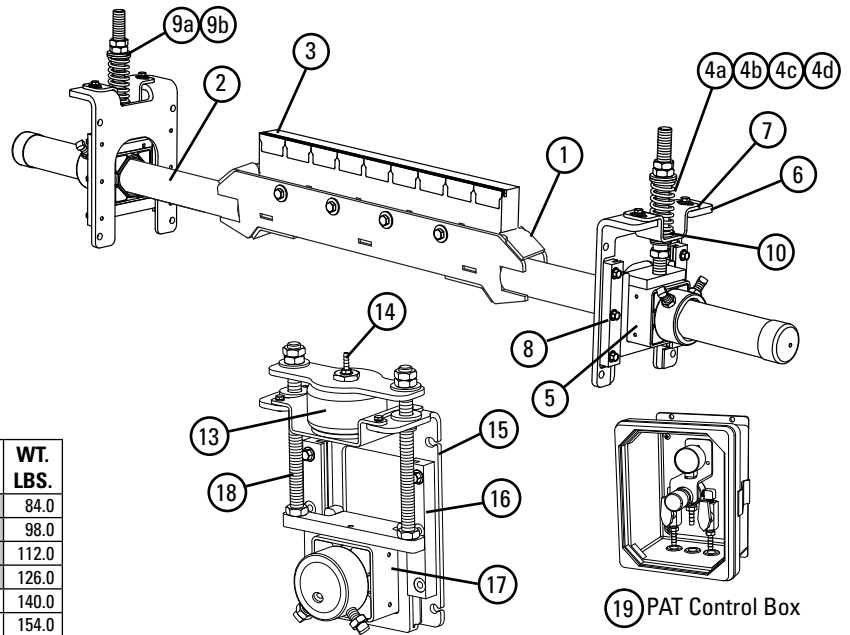
Specifications:

- Maximum Belt Speed800 FPM (4M/sec)
- Temperature Rating-30°F to 180°F (-35°C to 82°C)
- Available for Belt Widths18" to 96" (450 to 2400mm). Other sizes available upon request.

Replacement Parts



Continuous Blade Secondary Cleaner



Replacement Parts

REF	DESCRIPTION	ORDERING NUMBER	ITEM CODE	WT. LBS.
1	18" (450mm) CBS Blade/Pole Flat	CBSBP18F	90101	84.0
	24" (600mm) CBS Blade/Pole Flat	CBSBP24F	90102	98.0
	30" (750mm) CBS Blade/Pole Flat	CBSBP30F	90103	112.0
	36" (900mm) CBS Blade/Pole Flat	CBSBP36F	90104	126.0
	42" (1050mm) CBS Blade/Pole Flat	CBSBP42F	90105	140.0
	48" (1200mm) CBS Blade/Pole Flat	CBSBP48F	90106	154.0
	54" (1350mm) CBS Blade/Pole Flat	CBSBP54F	90107	168.0
	60" (1500mm) CBS Blade/Pole Flat	CBSBP60F	90108	182.0
	72" (1800mm) CBS Blade/Pole Flat	CBSBP72F	90109	210.0
	84" (2100mm) CBS Blade/Pole Flat	CBSBP84F	90110	238.0
	96" (2400mm) CBS Blade/Pole Flat	CBSBP96F	90111	266.0
	2	18" (450mm) CBS Repl Pole	CBSP18	91432
24" (600mm) CBS Repl Pole		CBSP24	91433	76.0
30" (750mm) CBS Repl Pole		CBSP30	91434	85.0
36" (900mm) CBS Repl Pole		CBSP36	91435	93.0
42" (1050mm) CBS Repl Pole		CBSP42	91436	101.0
48" (1200mm) CBS Repl Pole		CBSP48	91437	109.0
54" (1350mm) CBS Repl Pole		CBSP54	91438	118.0
60" (1500mm) CBS Repl Pole		CBSP60	91439	126.0
72" (1800mm) CBS Repl Pole		CBSP72	91440	143.0
84" (2100mm) CBS Repl Pole		CBSP84	91441	159.0
96" (2400mm) CBS Repl Pole		CBSP96	91442	176.0
3		18" (450mm) CBS Blade Flat	CBSBLD18F	79947
	24" (600mm) CBS Blade Flat	CBSBLD24F	79948	22.0
	30" (750mm) CBS Blade Flat	CBSBLD30F	79949	27.0
	36" (900mm) CBS Blade Flat	CBSBLD36F	79950	33.0
	42" (1050mm) CBS Blade Flat	CBSBLD42F	79951	39.0
	48" (1200mm) CBS Blade Flat	CBSBLD48F	79952	45.0
	54" (1350mm) CBS Blade Flat	CBSBLD54F	79953	50.0
	60" (1500mm) CBS Blade Flat	CBSBLD60F	79954	56.0
	72" (1800mm) CBS Blade Flat	CBSBLD72F	79955	67.0
	84" (2100mm) CBS Blade Flat	CBSBLD84F	79956	79.0
	96" (2400mm) CBS Blade Flat	CBSBLD96F	79957	90.0
	4a	Tension Spring - White (1 ea.) for belts 18" - 30" (450-750mm)	STS-W	75846
4b	Tension Spring - Silver (1 ea.) for belts 36" - 48" (900-1200mm)	STS-S	75843	0.8
4c	Tension Spring - Black (1 ea.) for belts 54" - 84" (1350-2100mm)	STS-B	75844	1.0
4d	Tension Spring - Gold (1 ea.) for belts 96" (2400mm)	STS-G	78142	1.3
5	HD Torsion Pole Mount* (1 ea.) (includes HD adjusting rod, nuts & sleeve) (See 9 & 9a for bushings)	SSTHDP	77868	15.0
6	SST XD Mounting Base Kit* (includes 1 mounting base, 2 slide guides, top hat bracket & bottom bushing)	SSTXDMK	91412	10.2
7	SST Hat Bracket (pair)	SSTHB	79582	3.0
8	Slide Guide Kit* (incl. 2 slide guides)	STGK2	77867	1.1
9a	SST Bushing Kit - White/Silver (includes 2 bushings)	SSTBK-W	76636	0.1
9b	SST Bushing Kit - Black/Gold (includes 2 bushings)	SSTBK-B	76637	0.1
10	SST Lower Bushing Kit (pair)	SSTLBK	79493	.2

*Hardware Included

Lead time: 1 day; shaded items 3 weeks

NOTE: For 0.00 pricing, please contact the Chile office for quotation.

- 11 Secondary Air Tensioner XD with Control Box
- 12 Secondary Air Tensioner XD w/o Control Box

SAT XD (Secondary Air Tensioner XD) Replacement Parts

REF	DESCRIPTION	ORDERING NUMBER	ITEM CODE	WT. LBS.
11	SAT XD w/PAT Control Box	SATXD PAT	91413	43.5
12	SAT XD w/o Control Box	SATXD NCB	91414	41.0
13	SAT Air/Water Bag Kit	SATB	76083	5.1
14	SAT 1/8" Hose Barb Kit	SATHB	76084	0.1
15	SAT XD Mounting Base Kit	SAT2MK	91415	11.6
16	ST Slide Guide Kit	STGK2	77867	1.1
17	SAT2 Torsion Pole Mount	SAT2PM	78732	11.1
18	SAT2 Adjusting Rod Kit	SAT2AK	78733	5.0
19	PAT Control Box 100psi	PACB100	79656	11.0

Lead time: 1 working day

SST XD (Secondary Spring Tensioner XD) Options

REF	DESCRIPTION	ORDERING NUMBER	ITEM CODE	WT. LBS.
-	SST XD Spring Tensioner* - White (includes 2 each items 4a, 5, 6, & 9a) for belts 18" - 30" (450-750mm)	SSTXD-W	91408	60.6
-	SST XD Spring Tensioner* - Silver (includes 2 each items 4b, 5, 6, & 9a) for belts 36" - 48" (900-1200mm)	SSTXD-S	91409	61.4
-	SST XD Spring Tensioner* - Black (includes 2 each items 4c, 5, 6, & 9b) for belts 54" - 84" (1350-2100mm)	SSTXD-B	91410	62.0
-	SST XD Spring Tensioner* - Gold (includes 2 each items 4d, 5, 6, & 9b) for belts 96" (2400mm)	SSTXD-G	91411	62.6

Spring Tensioner Selection Chart

CLEANER SIZE	91408 SSTXD-W	91409 SSTXD-S	91410 SSTXD-B	91411 SSTXD-G
CBS 18" - 30" (450 - 750mm)	X			
CBS 36" - 48" (900 - 1200mm)		X		
CBS 54" - 84" (1350 - 2100mm)			X	
CBS 96" (2400mm)				X

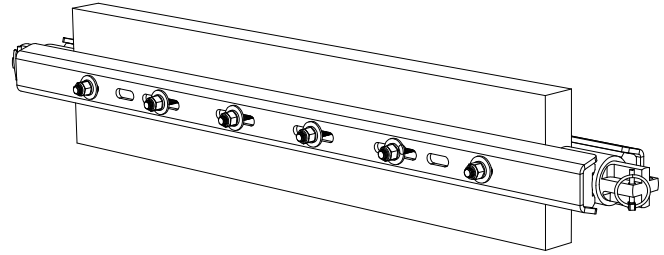
Product Ordering Information

Retrofit Blade Holders for Richwood 1C Precleaner

Richwood 1C Precleaner Replacement Blade/Holder – Belt Width Minus 6" (150mm)

BELT WIDTH		BLADE WIDTH		ORDERING NUMBER	ITEM CODE	WT. LBS.
in.	mm	in.	mm			
24	600	18	450	RWPREC-624	90068	37.7
30	750	24	600	RWPREC-630	90069	48.9
36	900	30	750	RWPREC-636	90070	54.4
42	1050	36	900	RWPREC-642	90071	62.6
48	1200	42	1050	RWPREC-648	90072	71.1
54	1350	48	1200	RWPREC-654	90073	79.3
60	1500	54	1350	RWPREC-660	90074	87.7
72	1800	66	1650	RWPREC-672	90075	104.4
84	2100	78	1950	RWPREC-684	90076	121.1
96	2400	90	2250	RWPREC-696	90077	137.8

Lead time: 1 working day



Richwood 1C Precleaner Replacement Blade/Holder – Belt Width Minus 12" (300mm)


BELT WIDTH		BLADE WIDTH		ORDERING NUMBER	ITEM CODE	WT. LBS.
in.	mm	in.	mm			
30	750	18	450	RWPREC-1230	90078	40.9
36	900	24	600	RWPREC-1236	90079	50.1
42	1050	30	750	RWPREC-1242	90080	57.6
48	1200	36	900	RWPREC-1248	90081	66.8
54	1350	42	1050	RWPREC-1254	90082	74.3
60	1500	48	1200	RWPREC-1260	90083	83.5
72	1800	60	1500	RWPREC-1272	90084	100.2
84	2100	72	1800	RWPREC-1284	90085	116.9
96	2400	84	2100	RWPREC-1296	90086	133.6

Lead time: 1 working day

Richwood 1C Precleaner Replacement Blade/Holder – Belt Width Minus 18" (450mm)

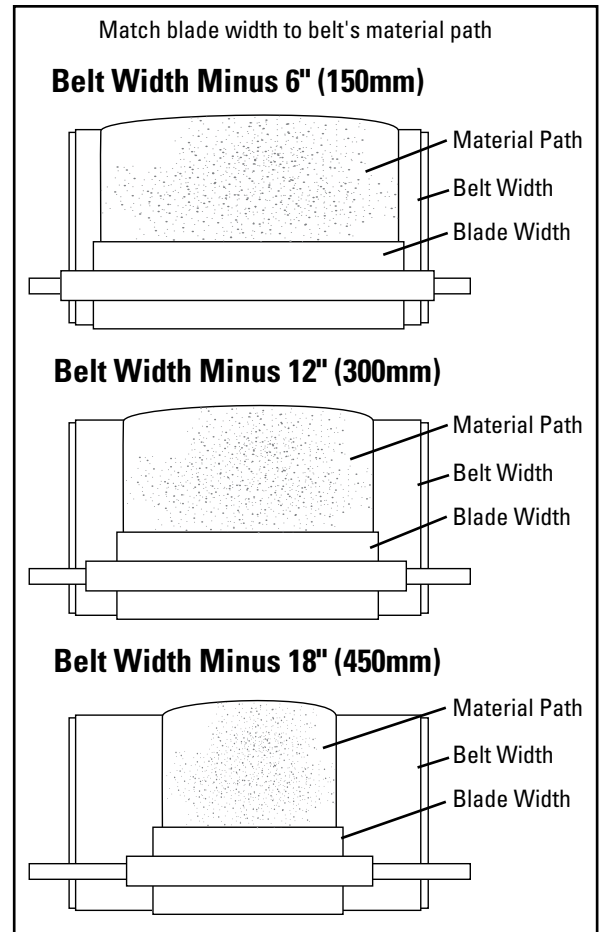
BELT WIDTH		BLADE WIDTH		ORDERING NUMBER	ITEM CODE	WT. LBS.
in.	mm	in.	mm			
36	900	18	450	RWPREC-1836	91214	45.1
42	1050	24	600	RWPREC-1842	91215	53.3
48	1200	30	750	RWPREC-1848	91216	61.8
54	1350	36	900	RWPREC-1854	91217	70.0
60	1500	42	1050	RWPREC-1860	91218	78.5
72	1800	54	1350	RWPREC-1872	91219	95.2
84	2100	66	1650	RWPREC-1884	91220	111.9
96	2400	78	1950	RWPREC-1896	91221	128.6

Lead time: 1 working day

 Shaded items are made to order.
Lead time: 10 working days

Product Notes:

- For optimal cleaning and reduced blade retensioning maintenance, the cleaner blade width should be sized to fit the material path of the belt. The material path is typically 2/3 of the belt width. In most cases a blade size of belt width minus 12" (300 mm) may be the best selection.
- Each cleaner can be retrofitted with multiple standard replacement blade sizes belt width minus 6" (150 mm), minus 12" (300 mm), and minus 18" (450 mm), and provides additional options for custom-fit material paths.
- Blades can be worn until 1/4" (6 mm) above the blade holder, then rotated 180° for a second blade wear area.
- Works with mechanical or vulcanized splices.
- Pole end adjustment allows the blade to be set at a perfect attack angle for the application.
- Replacement blades with this design are simple and easy – no longer do you need to purchase an entire blade/pole assembly to replace the blade.



Product Ordering Information

Retrofit Blades for Richwood 1C Precleaner

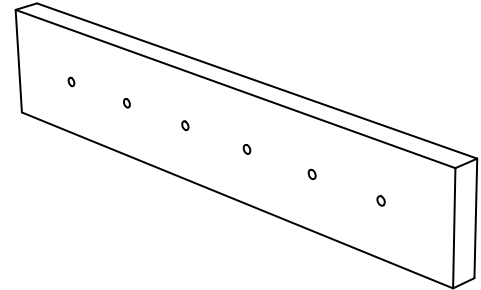
Replacement Blades for Richwood 1C Precleaner

BLADE WIDTH		ORDERING NUMBER	ITEM CODE	WT. LBS.
in.	mm			
18	450	RWPBLD-18	90087	12.7
24	600	RWPBLD-24	90088	16.9
30	750	RWPBLD-30	90089	21.1
36	900	RWPBLD-36	90090	25.3
42	1050	RWPBLD-42	90091	29.6
48	1200	RWPBLD-48	90092	33.8
54	1350	RWPBLD-54	90093	38.0
60	1500	RWPBLD-60	90094	42.2
66	1650	RWPBLD-66	90095	46.5
72	1800	RWPBLD-72	90096	50.7
78	1950	RWPBLD-78	90097	54.9
84	2100	RWPBLD-84	90098	59.1
90	2250	RWPBLD-90	90099	63.4

*Hardware included

Lead time: 1 working day

Shaded items are made to order.
Lead time: 10 working days



NOTE: For 0.00 pricing, please contact the Chile office for quotation.

Product Ordering Information

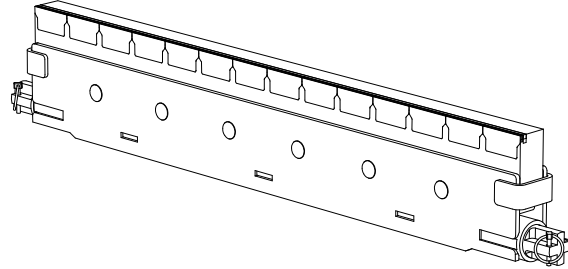
Retrofit Blade Holders for Richwood 1C-ITC Secondary

Replacement Blade/Holder for Richwood 1C-ITC Secondary Blade Type - FLAT

BELT WIDTH		ORDERING NUMBER	ITEM CODE	WT. LBS.
in.	mm			
18	450	RWSECS-18F	91417	42.0
24	600	RWSECS-24F	91418	53.0
30	750	RWSECS-30F	91419	64.0
36	900	RWSECS-36F	91420	76.0
42	1050	RWSECS-42F	91421	86.0
48	1200	RWSECS-48F	91422	97.0
54	1350	RWSECS-54F	91423	108.0
60	1500	RWSECS-60F	91424	120.0
72	1800	RWSECS-72F	91425	141.0
84	2100	RWSECS-84F	91426	163.0
96	2400	RWSECS-96F	91427	185.0

Lead Time: 1 working day

Shaded items are made to order.
Lead time: 3 weeks

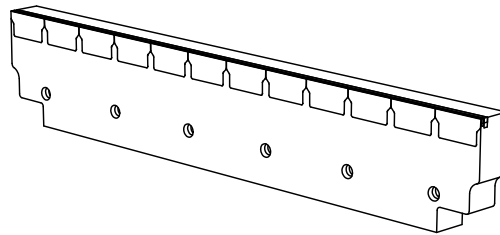


Replacement Blades for Richwood 1C-ITC Secondary Blade Type - FLAT

BELT WIDTH		ORDERING NUMBER	ITEM CODE	WT. LBS.
in.	mm			
18	450	CBSBLD18F	79947	16.0
24	600	CBSBLD24F	79948	22.0
30	750	CBSBLD30F	79949	27.0
36	900	CBSBLD36F	79950	33.0
42	1050	CBSBLD42F	79951	39.0
48	1200	CBSBLD48F	79952	45.0
54	1350	CBSBLD54F	79953	50.0
60	1500	CBSBLD60F	79954	56.0
72	1800	CBSBLD72F	79955	67.0
84	2100	CBSBLD84F	79956	79.0
96	2400	CBSBLD96F	79957	90.0

Lead Time: 1 working day

Shaded items are made to order.
Lead time: 3 weeks



Product Notes:

- Works with mechanical or vulcanized splices.
- Pole end adjustment allows the blade to be set at a perfect attack angle for the application.
- Replacement blades with this design are simple and easy – no longer do you need to purchase an entire blade/pole assembly to replace the blade.

Optional Mounting Kits

Installation Accessories

OPTIONAL MOUNTING KITS FOR BELT CLEANERS

Versatile, adjustable brackets and plates that can be mounted on the conveyor structure so precleaners and secondary cleaners can be easily and quickly bolted into place.



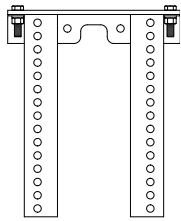
75830

- Optional Mounting Bar Kit
(with bolts, nuts and washers)
- For mounting precleaners on open head pulleys.
 - Weld on both sides of pulley and bolt on steel plates.
 - For use with MSP, MMP, MHP, MHCP



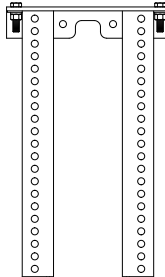
76537

- Mounting Plate Kit (incl. 2 plates, 16" x 32" (400 x 800 mm))
- For use with Mounting Bars to mount cleaners on open head pulleys.
 - For use with MSP, MMP, MHP, MHCP



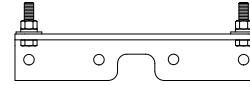
76071

- Standard Mounting Bracket Kit
- For MHS/MDWS secondary cleaner installs.



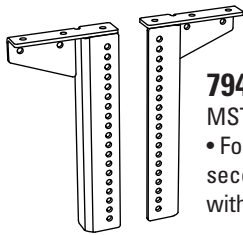
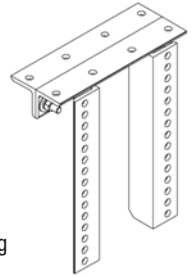
76072

- Long Mounting Bracket Kit
- For installations that require extra length legs.



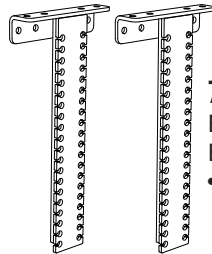
76073

- Optional Top Angle Kit
- Used with both standard and long mounting bracket kits for additional mounting options.



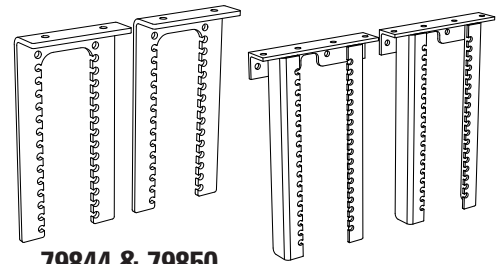
79434

- MST Drop Bracket Kit
- For installs of secondary cleaners with MST tensioners.



79536

- Brush Cleaner Drop Bracket Kit
- For brush cleaner installations that require extra length legs.



79844 & 79850

- Y-Type SD & HD Drop Bracket Kits
- For Y-Type cleaner installations that require extra length legs.

Optional Mounting Kits

(includes 2 brackets/bars)

DESCRIPTION	ORDERING NUMBER	ITEM CODE	WT. LBS.
Standard Mounting Bracket Kit*	SSTSMB	76071	34.3
Long Mounting Bracket Kit*	SSTLMB	76072	43.5
Optional Top Angle Kit*	SSTOTA	76073	10.5
Optional Mounting Bar Kit*	MMBK	75830	19.5
Mounting Plate Kit (incl. 2 plates)	MMPK	76537	140.0
MST Drop Brackets (2)	MSTDB	79434	27.7
Brush Cleaner Drop Brackets (2)	MBCDBK	79536	28.9
Y-Type Standard Duty Drop Brackets (2)	YSTDBK	79844	19.7
Y-Type Heavy Duty Drop Brackets (2)	YSTHDBK	79850	32.1

*Hardware Included

Lead time: 1 working day

Pole Extender Kit

(includes 2 pole extenders)

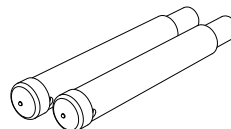
DESCRIPTION	ORDERING NUMBER	ITEM CODE	WT. LBS.
2-7/8" (73mm) Pole Extender Kit	MAPEK	76024	21.9
2-3/8" (60mm) Pole Extender Kit	RAPEK	77423	18.0

Provides 30" (750mm) of extended pole length.

Lead time: 1 working day

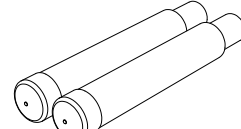
77423

2-3/8" Pole Extender Kit



76024

2-7/8" Pole Extender Kit



NOTE: For 0.00 pricing, please contact the Chile office for quotation.

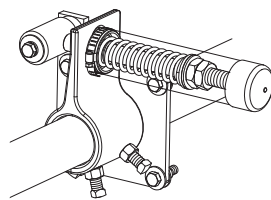

Product Ordering Information

Spring Tensioner Accessories

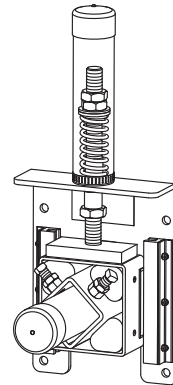
Spring Covers

ORDERING NUMBER	ITEM CODE	WT. LBS.
SPG-CVR-A	77387	0.3
SPG-CVR-B	77388	0.3
SPG-CVR-C	77389	0.3
SPG-CVR-D	77390	0.4
SPG-CVR-E	77391	0.4
SPG-CVR-F	77392	0.3
SPG-CVR-G	77393	0.3
SPG-CVR-H	77741	0.3

Includes 1 spring cover
Lead time: 1 working day



Spring cover on
Precleaner tensioner



Spring cover on
Secondary cleaner
tensioner

Spring Cover Selection Chart

TENSIONER	SPRING COVER REQ'D
EST-P	77387
EST-S	77387
EST-B	77388
QMT-P	77389
QMT-W	77390
QMT-G	77391
QMT-S	77391
PST-R	77391
PST-W	77390
PST-S	77390
SST-W	77392
SST-S	77392
SST-B	77393
SST-G	77392
UST-P	77387
UST-S	77387
UST-W	77390
CST-W	77741
CST-S	77741
CST-B	77741
CST-G	77741

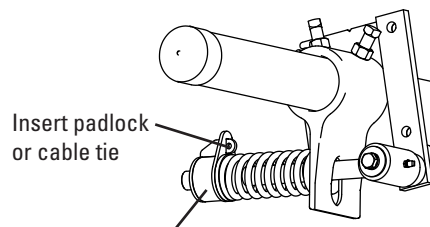

Tensioner Lock*

Designed to prevent tampering or unauthorized retensioning of the cleaner.

ORDERING NUMBER	ITEM CODE	WT. LBS.
TEN-LOCK-KIT	77443	0.4

*For MSP, MMP, MHP, MHCP, H-Type Precleaners and MSS, MHS, MDWS Secondary Cleaners

Includes 1 tensioner lock
Lead time: 1 working day



Tensioner Lock
(Precleaner
tensioner shown)

Patent pending

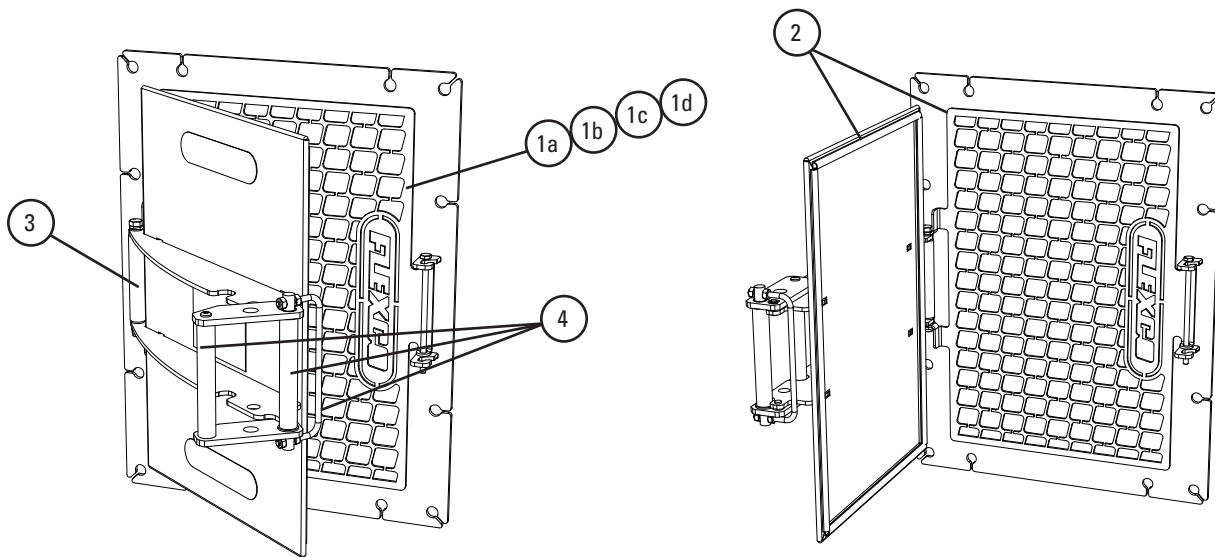
Product Ordering Information

Inspection Door

Inspection Doors

DESCRIPTION	ORDERING NUMBER	ITEM CODE	WT. LBS.
Inspection Door 12 x 12 (300x300mm)*	INDR-1212	79303	19.2
Inspection Door 12 x 18 (300x450mm)*	INDR-1218	79304	23.5
Inspection Door 18 x 24 (450x600mm)*	INDR-1824	79305	35.2
Inspection Door 24 x 24 (600x600mm)*	INDR-2424	79306	42.8
Inspection Door w/Screen 12 x 12 (300x300mm)*	INDR-1212S	79307	21.2
Inspection Door w/Screen 12 x 18 (300x450mm)*	INDR-1218S	79308	26.0
Inspection Door w/Screen 18 x 24 (450x600mm)*	INDR-1824S	79309	39.7
Inspection Door w/Screen 24 x 24 (600x600mm)*	INDR-2424S	79310	48.3

*Hardware included



Replacement Parts

REF	DESCRIPTION	ORDERING NUMBER	ITEM CODE	WT. LBS.
1a	Inspection Door Screen 12 x 12 (300x300mm)*	IDSC-1212	79311	1.9
1b	Inspection Door Screen 12 x 18 (300x450mm)*	IDSC-1218	79312	2.5
1c	Inspection Door Screen 18 x 24 (450x600mm)*	IDSC-1824	79313	4.4
1d	Inspection Door Screen 24 x 24 (600x600mm)*	IDSC-2424	79314	5.5
2	Replacement Seal - 5' (1.5M)**	IDSEAL	79315	0.1
3	Replacement Hinge	IDHINGE	79316	0.2
4	Replacement Latch (incl. bolt, bushings & nut)	IDLATCH	79317	2.5

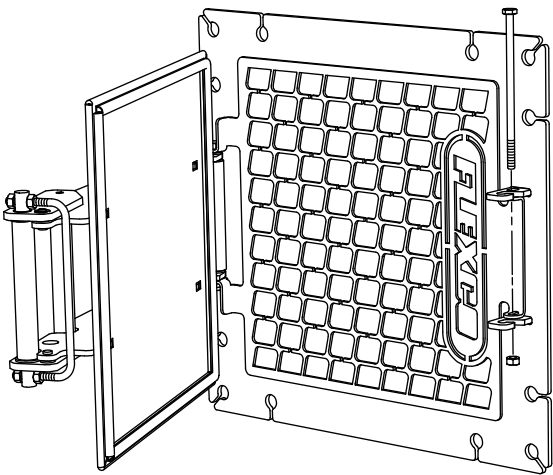
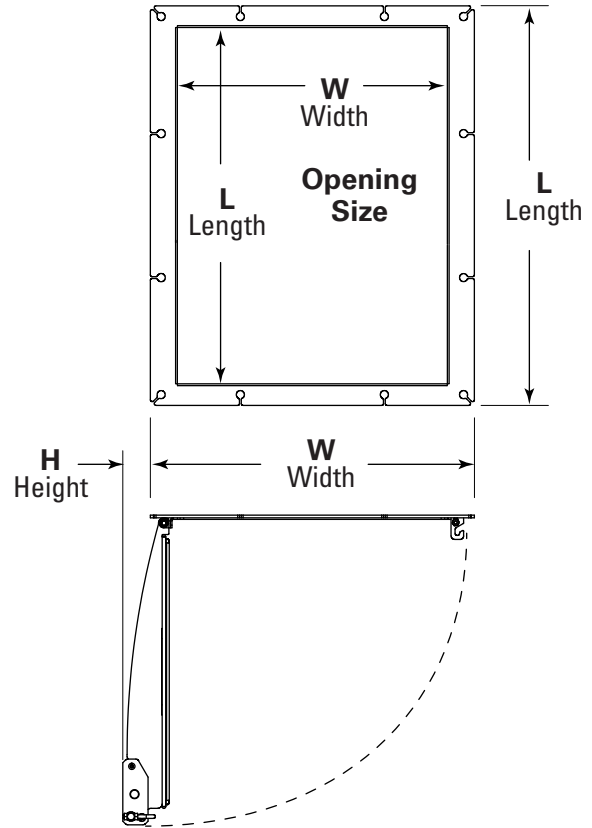
*Hardware included

**One 5' length of seal is needed for 12x12" and 12x18" doors or screens, and two 5' lengths are needed for 18x24" and 24x24" doors or screens. Double if replacing seal on both door and screen.

Specifications & Guidelines

Inspection Door

Inspection Door Specifications					
Door (Opening) Size (Width, Length)		Outer Dimensions (Width, Length)		Height	
in.	mm	in.	mm	in.	mm
12 W x 12 L	300 W x 300 L	16-5/16 W x 15-3/4 L	415 W x 400 L	3-7/16	90
12 W x 18 L	300 W x 450 L	16-5/16 W x 21 3/4 L	415 W x 555 L	3-7/16	90
18 W x 24 L	450 W x 600 L	22-5/16 W x 27 3/4 L	570 W x 705 L	3-7/16	90
24 W x 24 L	600 W x 600 L	28-5/16 W x 27 3/4 L	720 W x 705 L	3-7/16	90



Screen (Optional)

Screen serves as a guard that helps keep hands and tools from being placed into the chute/enclosure, but still allows visual access. Screen is hinged on the same side as the door and bolted in place on the other side so it does not require full removal for accessing the chute/enclosure. A wrench is required to remove the bolt that holds the screen in place as a safety feature. (Holes are sized per ANSI B11 and ISO 1819.)

Specifications:

- Temperature Rating-70°F to 350°F (-55°C to 175°C)

Product Ordering Information

Water Spray Pole Systems Belt Cleaner Accessories

Spray Pole Kits*


Standard & Heavy-Duty

BELT WIDTH		ORDERING NUMBER	ITEM CODE	WT. LBS.
in.	mm			
18	450	SPK18	74709	23.0
24	600	SPK24	74710	23.0
30	750	SPK30	74711	24.0
36	900	SPK36	74712	24.0
42	1050	SPK42	74713	25.5
42	1050	SPKHD42	74952	26.5
48	1200	SPK48	74714	26.0
48	1200	SPKHD48	74953	27.0
54	1350	SPK54	74715	27.0
54	1350	SPKHD54	74954	28.0
60	1500	SPK60	74716	28.0
60	1500	SPKHD60	74955	29.0
72	1800	SPK72	74717	30.0
72	1800	SPKHD72	74718	32.0
84	2100	SPKHD84	74719	34.0
96	2400	SPKHD96	74720	36.0
120	3000	SPKHD120	74721	40.0

*Includes Spray Pole, Mounting Brackets, and 10' (3M) Hose. Standard-duty is for use on P-Type®, R-Type®, U-Type® 18" - 60", and EZS2 cleaners; Heavy-duty is for use on H-Type®, U-Type® 72" - 96", and MSS, MHS, and MDWS cleaners.

Other sizes available upon request.

Lead time: 1 working day



Spray Pole



Spray Pole Control Panel

Replacement Parts

DESCRIPTION	ORDERING NUMBER	ITEM CODE	WT. LBS.
Standard Spray Pole Mounting Kit	SPMK2	75578	3.6
HD Spray Pole Mounting Kit	SPMK3	75579	3.7
SP Ball Valve	SPBV	74742	0.6
SP Y Strainer	SPYS	74743	1.5
SP Pressure Regulator	SPPR	74744	1.2
SP Hose 10 ft	SPH10	74745	2.9
Spray Pole Nozzle	SPN	74746	0.1
Spray Pole Gauge	SPG	74747	0.5
SP SS Pipe Nipple	SPPN	74748	0.1

Lead time: 1 working day

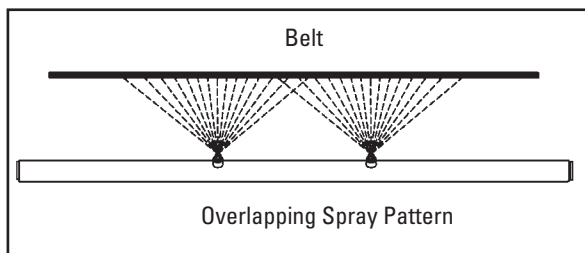
Control Assembly

DESCRIPTION	ORDERING NUMBER	ITEM CODE	WT. LBS.
SP Control Panel with Regulator, Strainer and Pressure Gauge	SPCP	74734	16.5

Lead time: 1 working day

Spray Nozzles Per Cleaner Size

in.	18	24	30	36	42	48	54	60	72	84	96	120
mm	450	600	750	900	1050	1200	1350	1500	1800	2100	2400	3000
Spray Nozzles	1	2	2	3	3	4	4	5	6	7	8	10



Specifications

- Stainless steel pole with powder coated steel clamping brackets.
- Spray nozzles are spaced on 12" (300mm) centers.
- Delivers .98 gallons (3.7 liters) per minute at 60 psi (414 kPa).
- Generally will affect moisture content of material by less than ½%.
- Maximum inlet pressure is 300 psi (2069 kPa).
- Typical pressure setting is 40-60 psi (276-414 kPa).

Product Ordering Information

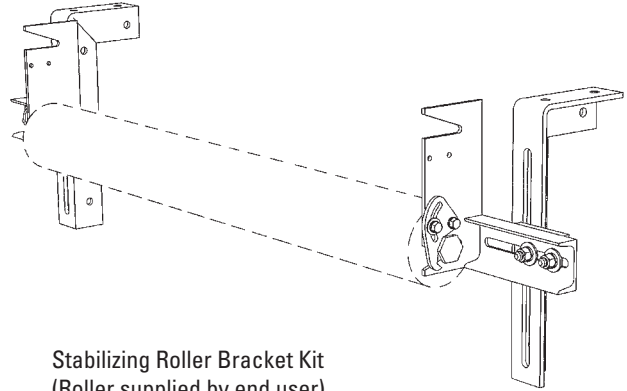
Stabilizing Roller Bracket Kit Belt Cleaner Accessories

Stabilizing Roller Bracket Kit*

Provides universal brackets to mount the user's return roller as a hold-down (stabilizing) roller on top of the return side belt. Holds the belt flat so the belt cleaner can maximize its cleaning performance.

DESCRIPTION	ORDERING NUMBER	ITEM CODE	WT. LBS.
Stabilizing Roller Bracket Kit	SRBK	74941	34.0

*Works with most CEMA C and D rollers.
Lead time: 1 working day



Stabilizing Roller Bracket Kit
(Roller supplied by end user)

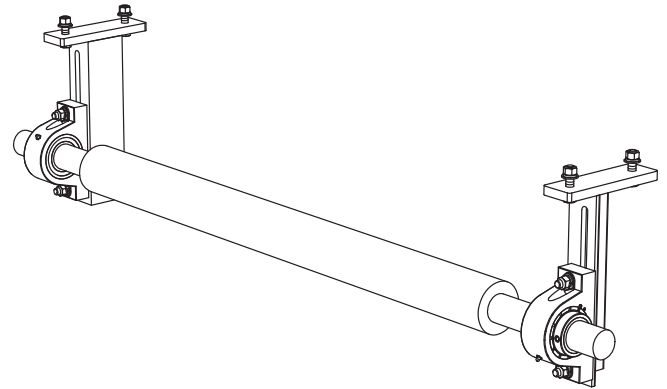
Product Ordering Information

Live-Shaft Hold-Down Roll Belt Cleaner Accessories

Live-Shaft Hold-Down Roll

BELT WIDTH		ROLL DIAMETER		ORDERING NUMBER	ITEM CODE	WT. LBS
in.	mm	in.	mm			
24	600	4 1/2	114	HDR24	79010	159.0
30	750	4 1/2	114	HDR30	79011	169.0
36	900	4 1/2	114	HDR36	79012	180.0
42	1050	4 1/2	114	HDR42	79013	190.0
48	1200	4 1/2	114	HDR48	79014	249.0
54	1350	4 1/2	114	HDR54	79015	255.0
60	1500	4 1/2	114	HDR60	79016	265.0
72	1800	5	127	HDRS72*	79017	565.0
84	2100	5	127	HDRS84*	79018	615.0

Includes roller bracket kit
 *72" and 84" feature solid roll
 Lead time: 1 working day



Replacement Roll

BELT WIDTH		ROLL DIAMETER		ORDERING NUMBER	ITEM CODE	WT. LBS
in.	mm	in.	mm			
24	600	4 1/2	114	HDRR24	79019	114.0
30	750	4 1/2	114	HDRR30	79020	124.0
36	900	4 1/2	114	HDRR36	79021	135.0
42	1050	4 1/2	114	HDRR42	79022	145.0
48	1200	4 1/2	114	HDRR48	79023	204.0
54	1350	4 1/2	114	HDRR54	79024	210.0
60	1500	4 1/2	114	HDRR60	79025	220.0
72	1800	5	127	HDRRS72*	79026	520.0
84	2100	5	127	HDRRS84*	79027	570.0

*72" and 84" feature solid roll
 Lead time: 1 working day

Roller Bracket Kit*

DESCRIPTION	ORDERING NUMBER	ITEM CODE	WT. LBS
Hold Down Roll Bracket Kit - 24" to 60"	HDRBK	79009	45.0
HD Hold Down Roll Bracket Kit - 72" to 84"	HDRBK-HD	79072	45.0

*Includes Left and Right Bracket
 Lead time: 1 working day

Add-On Grease Hose Extension Kit

DESCRIPTION	ORDERING NUMBER	ITEM CODE	WT. LBS
Grease Hose Extension Kit incl. 2 ea. 16" hose w/fittings and tie-downs	HDRGEK	79236	1.0

Lead time: 1 working day

Specifications:

- Overall Roll Length Belt Width +6" (150mm)
- Overall Shaft Length Belt Width +30" (750mm)
- Shaft Diameter 24" - 42" (600-1050mm) – 1-15/16" diameter
 48" - 60" (1200-1500mm) – 2-7/16" diameter
 72" - 84" (1800-2100mm) – 2-15/16" diameter
- Shaft Construction 24" - 60" (600-1500mm) – 1045 CD
 72" - 84" (1800-2100mm) turned from solid 4140 round stock

Product Notes:

- For use in applications with belt cup or belt flap.
- By preventing these issues secondary cleaner performance and blade/tip life is enhanced.

Product Ordering Information

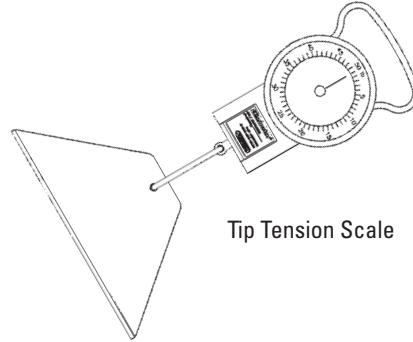
Optional Installation Tools

Tip Tension Scale

For easy checking of blade tension on all H-Type® Precleaners.

DESCRIPTION	ORDERING NUMBER	ITEM CODE	WT. LBS.
H Tip Tension Scale	HTTS	74141	0.1

Lead time: 1 working day



Tip Tension Scale

Spring Tension Chart

CLEANER	HXF	H V-Tip	H Protected V-Tip	Hi-Temp V-Tip
Pounds	28#	18#	18#	18#
Kg	12.7	8.2	8.2	8.2

For installation and for retensioning blades during maintenance.

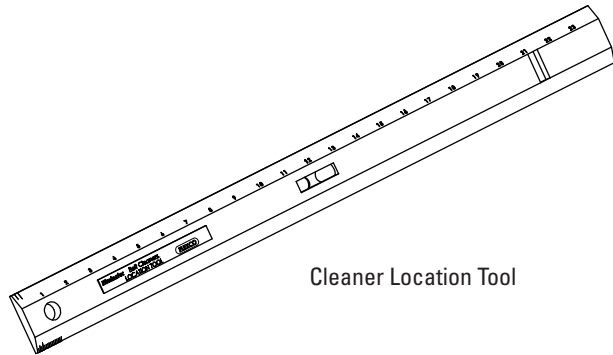
Cleaner Location Tool

Handy 2-in-1 tool for measuring and leveling during cleaner installation.

DESCRIPTION	ORDERING NUMBER	ITEM CODE	WT. LBS.
Location Tool	ELT	74774	0.3

Length - 24" (600mm)

Lead time: 1 working day



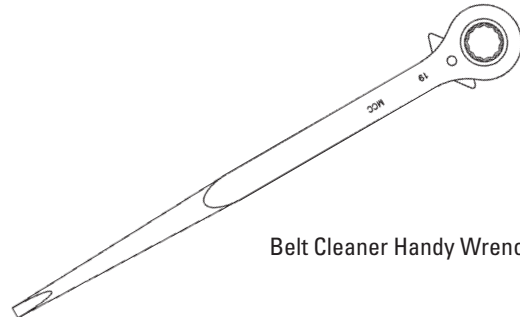
Cleaner Location Tool

Belt Cleaner Handy Wrench

A ratcheting wrench with 2 common socket sizes (11/16" & 3/4", 17mm & 19mm) for belt cleaner installation and maintenance.

DESCRIPTION	ORDERING NUMBER	ITEM CODE	WT. LBS.
Belt Cleaner Handy Wrench	HW-BC	74100	1.2

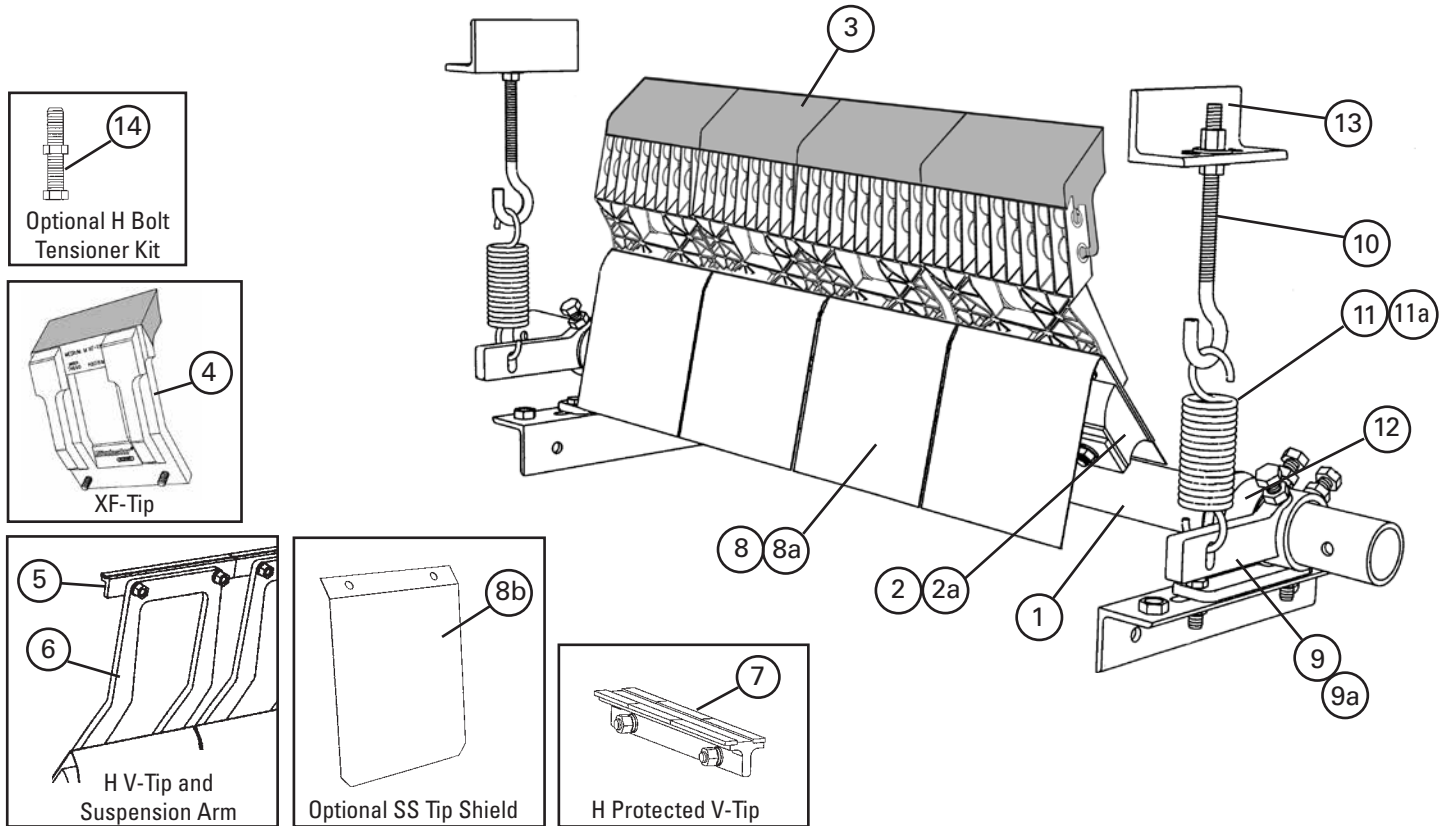
Lead time: 1 working day



Belt Cleaner Handy Wrench

Product Ordering Information

Old-Style H-Type® Cleaners Legacy Belt Cleaner Parts



Replacement Parts

REF	DESCRIPTION	ORDERING NUMBER	ITEM CODE	WT. LBS.
1	18" (450mm) Pole	HP-18	78990	23.0
	24" (600mm) Pole	HP-24	78991	27.0
	30" (750mm) Pole	HP-30	78992	29.0
	36" (900mm) Pole	HP-36	78993	33.0
	42" (1050mm) Pole	HP-42	78994	43.0
	48" (1200mm) Pole	HP-48	78995	47.0
	54" (1350mm) Pole	HP-54	78996	53.0
	60" (1500mm) Pole	HP-60	78997	59.0
	72" (1800mm) Pole	HP-72	78998	66.0
2	H2 XF-Tip Cushion* (for HXF2 & HV Tips)	HXFC2	75902	4.0
2a	H2 F-Tip Cushion* (for SS HXF2 & SS HV Tips)	HFC2	75901	4.0
3	HXF2-Tip Extra Small*	HXF2-SS	75979	3.0
	HXF2-Tip Small*	HXF2-S	75980	3.4
	HXF2-Tip Medium*	HXF2-M	75981	3.8
	HXF2-Tip Large*	HXF2-L	75982	4.1
4	H XF-Tip Extra Small*	HXF8SS	74307	3.4
	H XF-Tip Small*	HXF8S	74689	3.8
	H XF-Tip Medium*	HXF8M	74690	4.1
	H XF-Tip Large*	HXF8L	74691	4.5
5	H V-Tip (for vulcanized belts only)	HVT8-S/S	75419	1.0
	H SSS Suspension Arm*	HSA8SSS	75565	0.4
	H SS Suspension Arm*	HSA8SS	73047	0.5
	H S Suspension Arm*	HSA8S	73048	1.0
	H M Suspension Arm*	HSA8M	73049	1.5
	H L Suspension Arm*	HSA8L	73063	2.0
6	H LL Suspension Arm*	HSA8LL	73064	2.5
	H Protected V-Tip* (for vulcanized belts only)	HVPT	73631	2.7

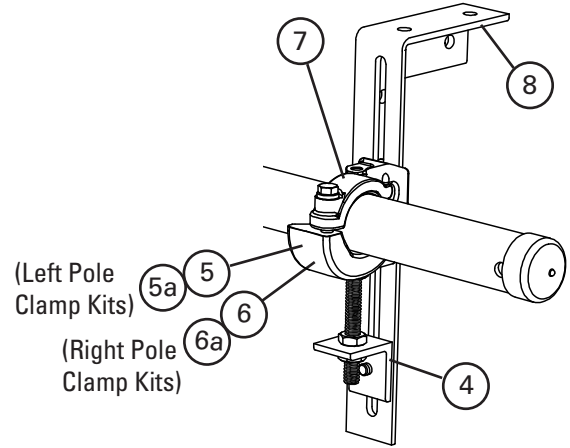
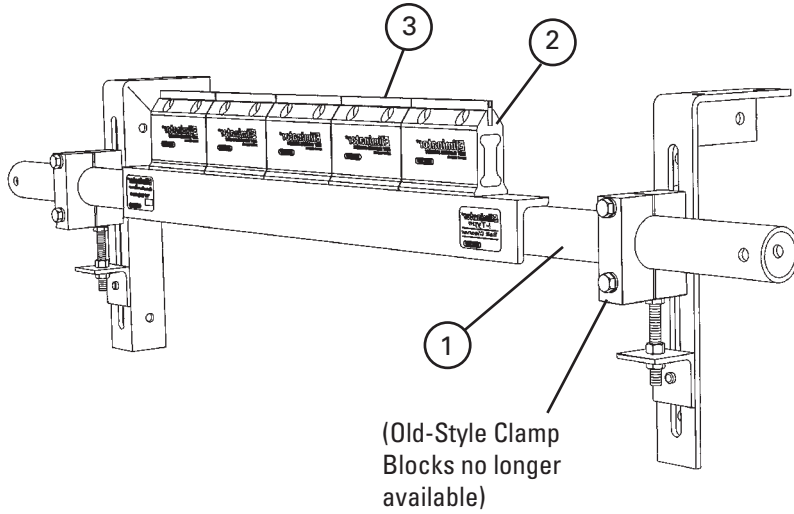
*Hardware included
Pole Diameter - 2-3/8" (60mm)
Lead time: 1 working day

Shaded items are made to order.
Lead time: 10 working days

REF	DESCRIPTION	ORDERING NUMBER	ITEM CODE	WT. LBS.
8	H Polyshield	HPS8	73050	0.5
8a	H SS Cushion Shield	HSSCS	74772	0.6
8b	H SS Tip Shield	HSSTS	74771	0.5
9	H Adjusting Arm Repair Kit* (includes 1 adjusting arm)	HAR-K	78786	6.0
9a	H HD Adjusting Arm Repair Kit* (includes 1 adjusting arm)	HDARK	74550	8.0
10	J-Bolt Kit* (includes 1 ea.)	STJK	74417	0.7
11	Tension Spring (includes 1 ea.) for 18" (450mm)	STTS	74419	1.4
11a	HD Tension Spring (includes 1 ea.) for sizes 24" to 72" (600-1800mm)	HDTTS	74502	2.0
12	Pole Lock (includes 1 ea.)	EZP1PL	75641	1.1
13	Spring Tensioner J-Bolt Mount (incl. 1 ea.)	STJM	74775	3.0
-	H Mounting/J-Bolt Kit - Single (incl. 1 ea. items 9,10,11,12,13 and 2 ea. bracket/bearing)	H-MK1	78987	20.0
-	H Mounting/J-Bolt Kit - Dual (incl. 2 ea. items 9,10,11,12,13 and bracket/bearing)	H-MK2	78801	24.4
-	Spring Tension Kit - Single (incl. 1 ea. items 10,11, & 13 and 2 ea. item 12)	STKS	74505	6.8
-	Spring Tension Kit - Dual (includes 2 ea. items 10,11,12 & 13)	STKD	74504	11.2
-	Spring Tension Kit HS - Single (incl. 1 ea. items 10,11a, & 13 and 2 ea. item 12)	STKHSS	74313	8.0
-	Spring Tension Kit HS - Dual (includes 2 ea. items 10,11a,12 & 13)	STKHSD	74316	16.0
14	H Bolt Tensioner Kit (includes 2 adjusting bolts & 2 jam nuts)	HBTK	74776	0.5

Product Ordering Information

I-Type™ Legacy Belt Cleaner Parts



New Style Clamp Block

I-Type™ Replacement Parts

REF	DESCRIPTION	ORDERING NUMBER	ITEM CODE	WT. LBS.
1	18" (450mm) Pole	EZS2P18	75652	25.0
	24" (600mm) Pole	EZS2P24	75653	28.0
	30" (750mm) Pole	EZS2P30	75654	30.0
	36" (900mm) Pole	EZS2P36	75655	34.0
	42" (1050mm) Pole	EZS2P42	75656	36.0
	48" (1200mm) Pole	EZS2P48	75657	39.0
	54" (1350mm) Pole	EZS2P54	75658	42.0
	60" (1500mm) Pole	EZS2P60	75659	77.0
	72" (1800mm) Pole	EZS2P72	75660	89.0
2	1 Standard Cushion*	ISC	74534	2.1
3	1 C-Tip* (for mechanically spliced and vulcanized belts)	ICT6	74535	0.7
4	Adjusting Bracket Kit (1 Right and 1 Left)	PAB	75513	1.5
5	Pole Clamp Kit LEFT* (1 ea.) (incl. item 7) (for sizes 18"-54" (450-1350mm))	CCKL	79224	6.8
5a	HD Pole Clamp Kit LEFT* (1 ea.) (incl. item 7a) for sizes 60"-72" (1500-1800mm)	CCKHDL	79225	8.7
6	Pole Clamp Kit RIGHT* (1 ea.) (incl. item 7) for sizes 18"-54" (450-1350mm)	CCKR	79228	6.8
6a	HD Pole Clamp Kit RIGHT* (1 ea.) (incl. item 7a) for sizes 60"-72" (1500-1800mm)	CCKHDR	79229	8.7
7	Cradle Clamp Top Strap (1 ea.) for use on L or R Pole Clamp Kit	CCKTS	79232	1.1
7a	HD Cradle Clamp Top Strap (1 ea.) for use on L or R HD Pole Clamp Kit	CCKHDTS	79233	1.7
8	Mounting Bracket Kit (1 Right and 1 Left)	EZS2MBK	75666	13.0
-	Cradle Clamp Mounting Kit* for sizes 18"-54" (450-1350mm) (incl. 1 ea. Items 5, 6, & 8, 2 ea. Items 4 & 7)	CCMK	78919	33.0
-	HD Cradle Clamp Mounting Kit* for sizes 60"-72" (1500-1800mm) (incl. 1 ea. Items 5a, 6a, & 8, 2 ea. Items 4 & 7a)	CCMKHD	78920	36.7

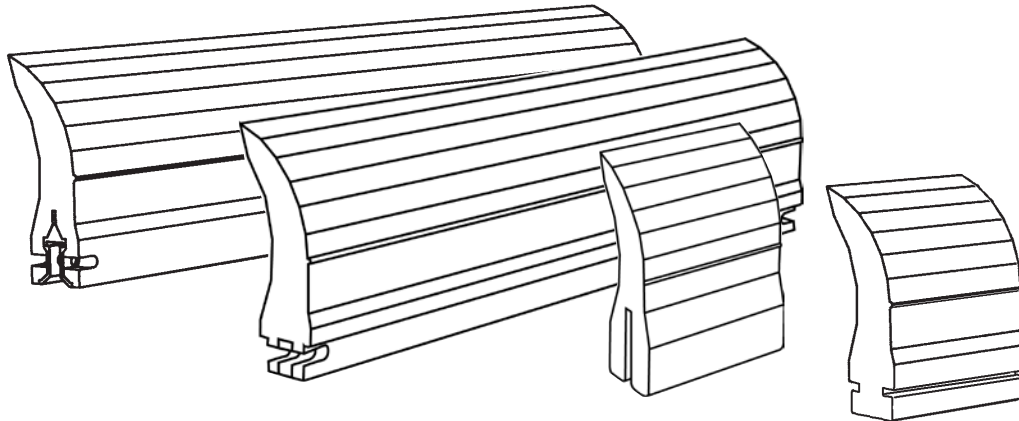
*Hardware included.

Pole Diameter - 2-3/8" (60mm)

Lead time: 1 working day

Part Number Cross-Reference Guide

ConShear™ Replacement Blades for OEM Belt Cleaners



ConShear™ Blade Technology

The patented polyurethane blade design that delivers a conforming and shearing action to provide consistent belt cleaning.

- **Faceted Profile** – the blade forms a new cleaning edge each time the blade wears down to a new faceted section.
- **Long Wearing** – a proprietary polyurethane blend that provides up to 30% more wear life than conventional solid blades.
- **Material Path Option** – choose the blade size that spans just the material path on the belt. This minimizes differential wear between the ends and the center of the blade. It allows the blade to conform better to the belt for more cleaning power. See page 148 for more information.
- **Replacement Indicator** – a molded-in wear line provides easy visual notice when the blade is worn out and needs to be replaced.
- **Quick, Easy Change-Out** – simply pull one pin, remove the worn blade, insert the new blade and replace the pin.

For best cleaning and wear life results the ConShear blade must be located against the conveyor head pulley in the correct position and must be tensioned properly.

See page 148 for proper blade installation and tensioning instructions.

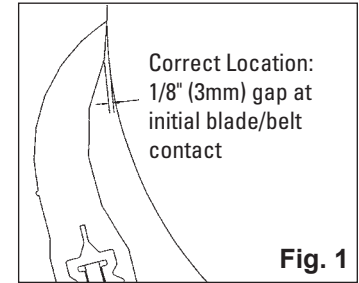
Installation and Tensioning Tips

ConShear™ Replacement Blades for OEM Belt Cleaners

For optimal cleaning efficiency and long wear life, the ConShear™ blade must be located and tensioned correctly on the belt head pulley. If the OEM cleaner pole is in the wrong location the performance of the new blade may be adversely affected. See "Possible Problems" below. For tensioning, please follow these instructions. Our recommended tensioning may be as much as 2 times more than the OEM recommendation, but the added tension is needed to take full advantage of the ConShear Blade Technology.

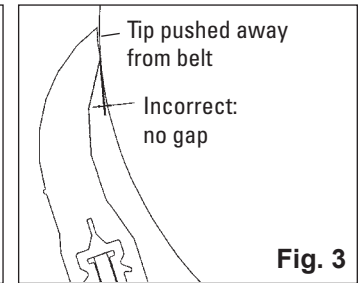
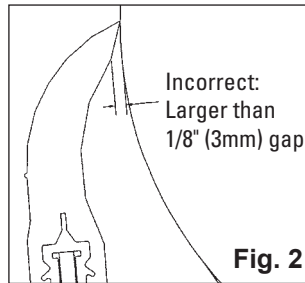
Correct Location:

When blade contact is made against the head pulley (prior to tensioning) there should be a 1/16" (1.5mm) to 1/8" (3mm) gap at the bottom of the blade face (Fig. 1).



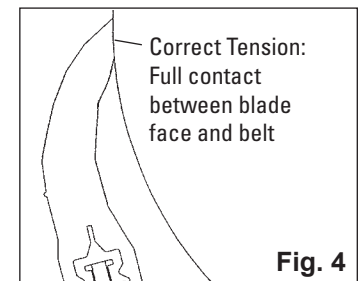
Possible Problems:

- **Pole location too far out** – The initial blade/belt contact gap will be larger than 1/8" (3mm)(Fig. 2). If the blade is correctly tensioned it may flip through before it is fully worn. If tensioned too lightly, it will develop the "smile effect" quickly and not clean properly.
- **Pole location too far in** – If there is no gap at the initial blade/belt contact (Fig. 3), the tip of the blade may not be touching the belt. In this case, the blade will push away and lose its shearing (cleaning) effect. The blade may also develop a flap at the tip which may trap material.



Correct Tensioning:

The blade should be tensioned until the gap is gone (Fig. 4).

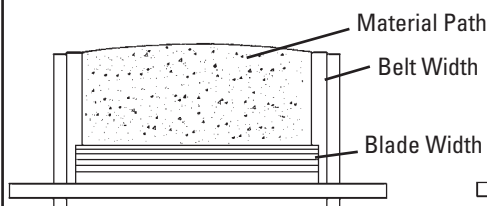


The "Material Path" Option

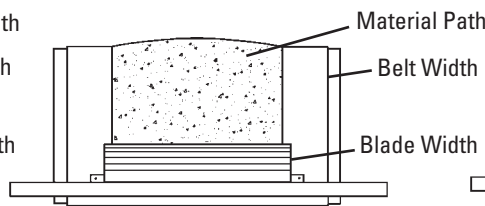
For optimal cleaning and reduced blade retensioning, the cleaner blade width should be sized to fit the material path of the belt. The material path is typically the center 2/3 of the belt width. Choosing a blade only slightly wider than the material path can decrease differential blade wear which reduces blade retensioning maintenance, as well as reducing the frequency of blade replacement.

Match blade width to belt's material path

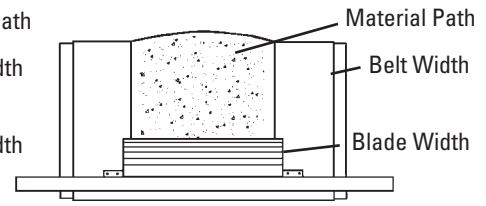
Belt Width Minus 2" (50mm)



Belt Width Minus 8" (200mm)



Belt Width Minus 14" (350mm)



Part Number Cross-Reference Guide

Cross-Reference for Replacement of Martin® QC® #1 Standard Blades and Martin® Pit Viper™ Standard Blades

Ordering Information

BELT WIDTH	ACTUAL BLADE LENGTH	MARTIN® QC #1® PART NUMBER	MARTIN® PIT VIPER™ PART NUMBER	ORDERING NUMBER	CONShear™ ITEM CODE	WT. LBS.
12"	10"	32773-1211	PV1211100R	CRB10	75628	4.6
18"	16"	32773-1811	PV1811160R	CRB16	75629	7.3
24"	22"	32773-2411	PV2411220R	CRB22	75630	10.1
30"	28"	32773-3011	PV3011280R	CRB28	75631	12.8
36"	34"	32773-3611	PV3611340R	CRB34	75632	15.5
42"	40"	32773-4211	PV4211400R	CRB40	75633	18.3
48"	46"	32773-4811	PV4811460R	CRB46	75634	21.0
54"	52"	32773-5411	PV5411520R	CRB52	75635	23.8
60"	58"	32773-6011	PV6011580R	CRB58	75636	26.5
72"	70"	32773-7211	PV7211700R	CRB70	75773	32.0

Additional blade sizes are available upon request. Call for pricing.

NOTE: Blade coverage is 2 inches less than belt width.

Lead time: 1 working day

NOTE: Also works on Baker-Bohnert Yellow Jacket™ Primary Cleaners.

Replacement Blade Pin

ORDERING NUMBER	ITEM CODE	WT. LBS.
EZP1BP	75642	0.1

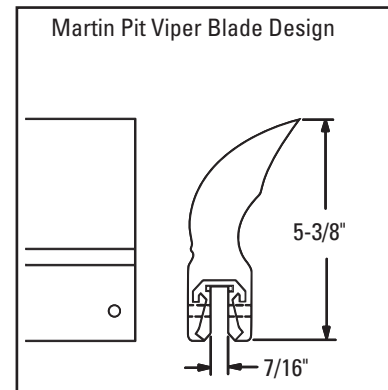
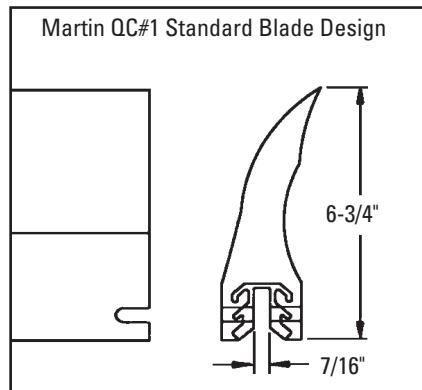
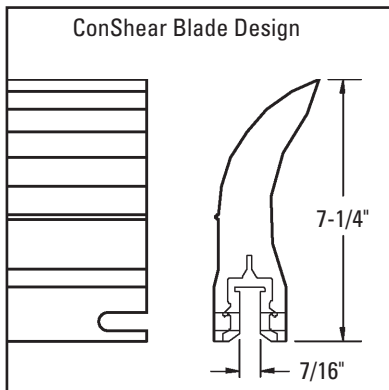
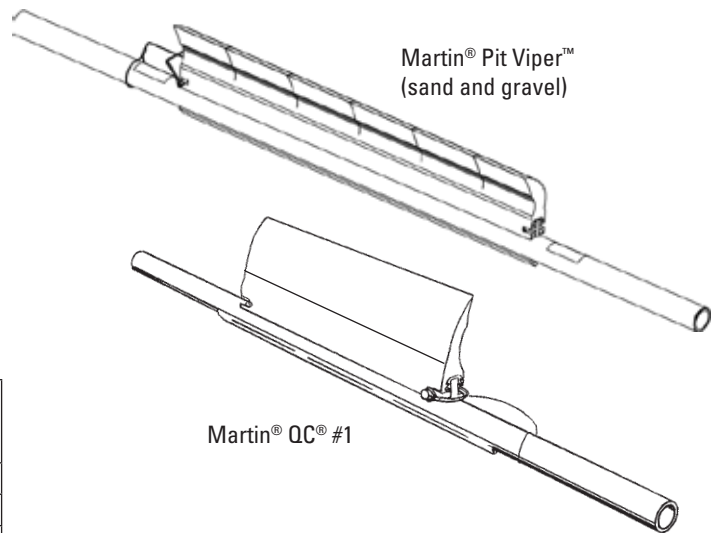
Lead time: 1 working day

Specifications

SLOT WIDTH	POLE PLATE THICKNESS	CONShear BLADE HEIGHT	QC#1 BLADE HEIGHT
7/16"	5/16"	7-1/4"	6-3/4"

Usable Blade Volume Comparison

BLADE TYPE	BLADE LENGTH	Usable BLADE AREA (cross-section)	Usable BLADE VOLUME
Martin® QC™ #1	28"	3.00 in ²	84.0 in ³
Martin® Pit Viper™	28"	4.20 in ²	117.6 in ³
ConShear™	28"	5.50 in ²	154.0 in ³



U.S. Patent No. D482,508S

ConShear™ is a trademark of Flexible Steel Lacing Company.

Martin® and QC® #1 are registered trademarks, and Pit Viper™ is a trademark of Martin Engineering, Neponset, IL.

Yellow Jacket™ is a trademark of Baker-Bohnert, Louisville, KY

Part Number Cross-Reference Guide

Cross-Reference for Replacement of Martin® QC® #1 Heavy-Duty Blades

Ordering Information

BELT WIDTH	ACTUAL BLADE LENGTH	MARTIN® PART NUMBER	ORDERING NUMBER	CONShear™ ITEM CODE	WT. LBS.
18"	12"	35381-1811	RBQC1HD-12	75985	5.5
24"	18"	35381-2411	RBQC1HD-18	75986	8.3
30"	24"	35381-3011	RBQC1HD-24	75987	11.0
36"	30"	35381-3611	RBQC1HD-30	75988	13.8
42"	36"	35381-4211	RBQC1HD-36	75989	16.6
48"	42"	35381-4811	RBQC1HD-42	75990	19.3
54"	48"	35381-5411	RBQC1HD-48	75991	22.1
60"	54"	35381-6011	RBQC1HD-54	75992	24.8
72"	66"	35381-7211	RBQC1HD-66	75993	30.4

Additional blade sizes are available upon request. Call for pricing.

NOTE: Blade coverage is 6 inches less than belt width.

Lead time: 1 working day

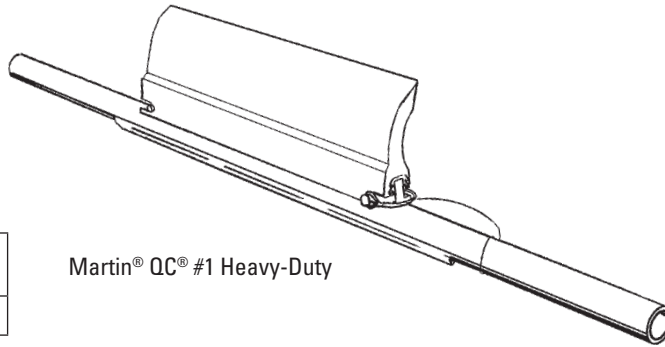
Replacement Blade Pin

ORDERING NUMBER	ITEM CODE	WT. LBS.
RB38BP	79481	0.2

Lead time: 1 working day

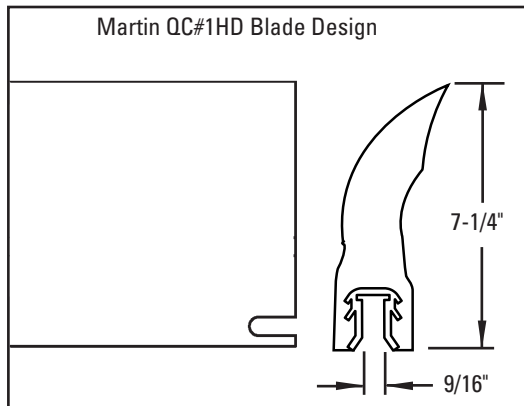
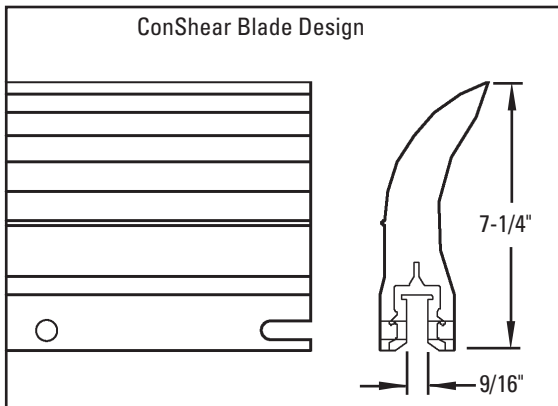
Specifications

SLOT WIDTH	POLE PLATE THICKNESS	CONShear BLADE HEIGHT	QC#1HD BLADE HEIGHT
9/16"	1/2"	7-1/4"	7-1/4"



Usable Blade Volume Comparison

BLADE TYPE	BLADE LENGTH	Usable BLADE AREA (cross-section)	Usable BLADE VOLUME
Martin® QC™ #1 HD	28"	6.65 in ²	186.2 in ³
ConShear™	28"	5.50 in ²	154.0 in ³



U.S. Patent No. D482,508S

ConShear™ is a trademark of Flexible Steel Lacing Company.

Martin® and QC® #1 are registered trademarks of Martin Engineering, Neponset, IL.

Part Number Cross-Reference Guide

Cross-Reference for Replacement of Martin® QB® #1 Blades

Ordering Information

BELT WIDTH	ACTUAL BLADE LENGTH	MARTIN® PART NUMBER	ORDERING NUMBER	CON SHEAR™ ITEM CODE	WT. LBS.
18"	16"	39344-1811160R	RBQB1-16/400	90935	7.3
24"	18"	39344-2411180R	RBQB1-18/450	90936	8.2
	22"	39344-2411220R	RBQB1-22/550	90937	10.1
30"	24"	39344-3011240R	RBQB1-24/600	90938	11.0
	28"	39344-3011280R	RBQB1-28/700	90939	12.8
36"	30"	39344-3611300R	RBQB1-30/750	90940	13.7
	34"	39344-3611340R	RBQB1-34/850	90941	15.5
42"	36"	39344-4211360R	RBQB1-36/900	90942	16.5
	40"	39344-4211400R	RBQB1-40/1000	90943	18.3
48"	42"	39344-4811420R	RBQB1-42/1050	90944	19.2
	46"	39344-4811460R	RBQB1-46/1150	90945	21.0
54"	48"	39344-5411480R	RBQB1-48/1200	90946	21.9
	52"	39344-5411520R	RBQB1-52/1300	90947	23.8
60"	54"	39344-6011540R	RBQB1-54/1350	90948	24.7
	58"	39344-6011580R	RBQB1-58/1450	90949	26.5
66"	60"	39344-6611600R	RBQB1-60/1500	90950	27.4
72"	64"	39344-7211640R	RBQB1-64/1600	90951	29.2
	70"	39344-7211700R	RBQB1-70/1750	90952	32.0
78"	72"	39344-7811720R	RBQB1-72/1800	90953	32.9

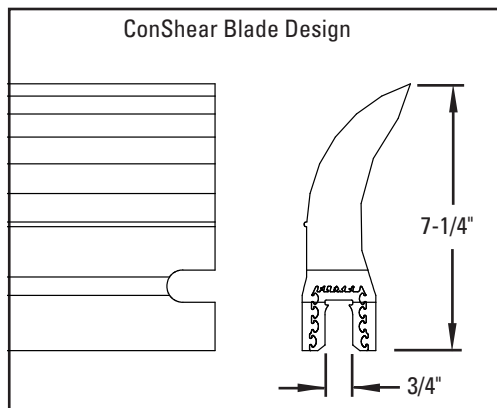
Lead time: 1 working day

Specifications

SLOT WIDTH	CON SHEAR BLADE HEIGHT	QB#1 BLADE HEIGHT
3/4"	7-1/4"	6-1/2"

Usable Blade Volume Comparison

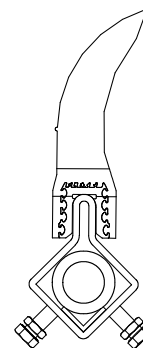
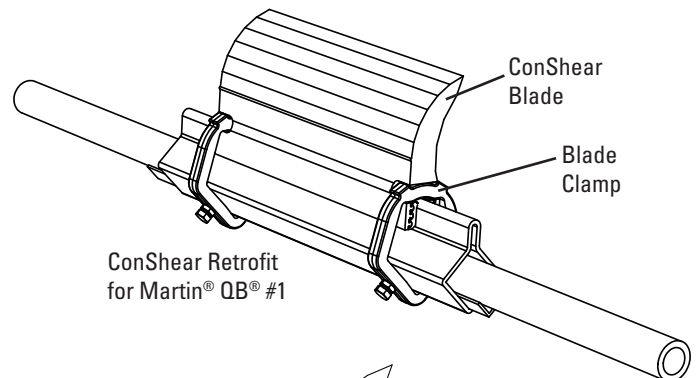
BLADE TYPE	BLADE LENGTH	Usable BLADE AREA (cross-section)	Usable BLADE VOLUME
Martin® QB™ #1	28"	5.75 in ²	161.0 in ³
ConShear™	28"	5.50 in ²	154.0 in ³



Replacement Blade Clamp

ORDERING NUMBER	ITEM CODE	WT. LBS.
QB1PCK	90954	4.8

Lead time: 1 working day



U.S. Patent No. D482,508S
ConShear™ is a trademark of Flexible Steel Lacing Company.
Martin® and QB® #1 are registered trademarks of Martin Engineering, Neponset, IL.

Part Number Cross-Reference Guide

Cross-Reference for Replacement of Martin® QC® Extra Heavy-Duty Blades

Ordering Information

BELT WIDTH		BLADE WIDTH		MARTIN QC XHD PART NUMBER	ORDERING NUMBER	ITEM CODE	WT. LBS.
in.	mm	in.	mm				
24	600	18	450	35897-2411	TRB18	76485	21.0
30	750	24	600	35897-3011	TRB24	76486	28.0
36	900	30	750	35897-3611	TRB30	76487	35.0
42	1050	36	900	35897-4211	TRB36	76488	42.0
48	1200	42	1050	35897-4811	TRB42	76489	49.0
54	1350	48	1200	35897-5411	TRB48	76490	56.0
60	1500	54	1350	35897-6011	TRB54	76491	63.0
66	1650	60	1500	35897-6611	TRB60	76492	70.0
72	1800	66	1650	35897-7211	TRB66	76493	77.0
78	1950	72	1800	35897-7811	TRB72	76494	87.0
84	2100	78	1950	35897-8411	TRB78	76697	91.0
90	2250	84	2100	35897-9011	TRB84	77047	98.0
96	2400	90	2250	35897-9611	TRB90	77048	105.0

Additional blade sizes are available upon request. Call for pricing.

NOTE: Blade coverage is 6 inches less than belt width.

Lead time: 1 working day

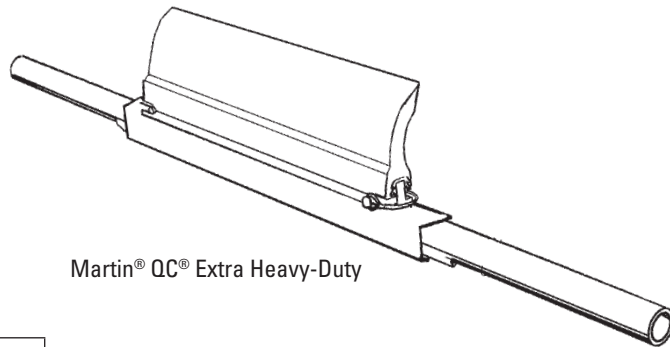
Replacement Blade Pin

ORDERING NUMBER	ITEM CODE	WT. LBS.
MMPBPK	76466	0.8

Lead time: 1 working day

Specifications

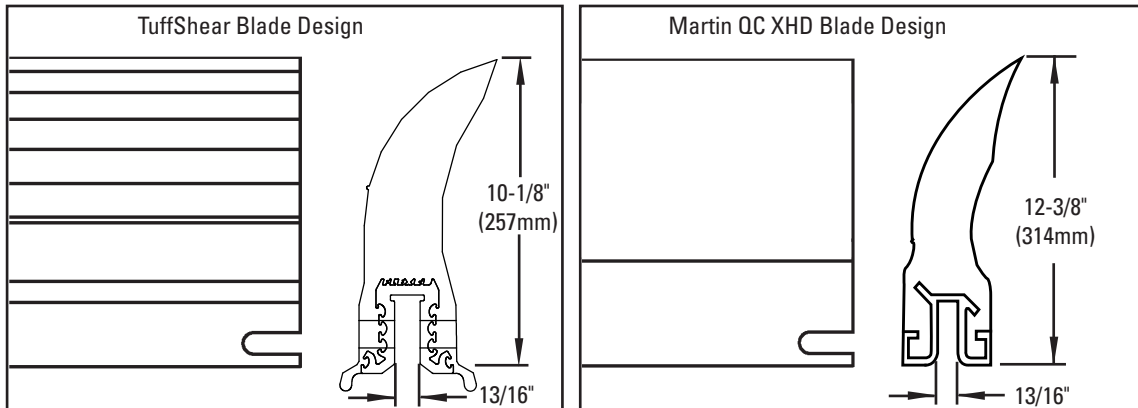
SLOT WIDTH	POLE PLATE THICKNESS	TUFFSHEAR BLADE HEIGHT	QC XHD BLADE HEIGHT
13/16"	3/4"	10-1/8" (257mm)	12-3/8" (314mm)



Martin® QC® Extra Heavy-Duty

Usable Blade Volume Comparison

BLADE TYPE	BLADE LENGTH	Usable BLADE AREA (cross-section)	Usable BLADE VOLUME
Martin® QC™ XHD	30"	17.01 in ²	510.3 in ³
TuffShear™	30"	12.08 in ²	362.7 in ³



U.S. Patent No. D482,508S

TuffShear™ is a trademark of Flexible Steel Lacing Company.

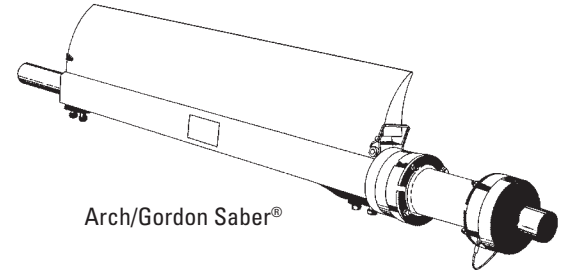
Martin® and QC® #1 are registered trademarks of Martin Engineering, Neponset, IL.

Part Number Cross-Reference Guide

Cross-Reference for Replacement of Arch-Gordon Saber® Primary Blades

Ordering Information

BELT WIDTH	ACTUAL BLADE LENGTH	ARCH/GORDON PART NUMBER	ORDERING NUMBER	CONShear™ ITEM CODE	WT. LBS.
18"	16"	MRBSB000180000	RBAGS-16	75995	7.3
18"	18"	MRBSB00018F000	RBAGS-18	76967	8.2
24"	22"	MRBSB000240000	RBAGS-22	75996	10.1
24"	24"	MRBSB00024F000	RBAGS-24	76968	11.0
30"	28"	MRBSB000300000	RBAGS-28	75997	12.8
30"	30"	MRBSB00030F000	RBAGS-30	76969	13.7
36"	34"	MRBSB000360000	RBAGS-34	75998	15.5
36"	36"	MRBSB00036F000	RBAGS-36	76970	16.5
42"	40"	MRBSB000420000	RBAGS-40	75999	18.3
42"	42"	MRBSB00042F000	RBAGS-42	76971	19.2
48"	46"	MRBSB000480000	RBAGS-46	76028	21.0
48"	48"	MRBSB00048F000	RBAGS-48	76972	21.9
54"	52"	MRBSB000540000	RBAGS-52	76029	23.8
54"	54"	MRBSB00054F000	RBAGS-54	76973	24.7
60"	58"	MRBSB000600000	RBAGS-58	76030	26.5
60"	60"	MRBSB00060F000	RBAGS-60	76974	27.4
72"	70"	MRBSB000720000	RBAGS-70	76031	32.0
72"	72"	MRBSB00072F000	RBAGS-72	76975	32.9
84"	84"	MRBSB00084F000	RBAGS-84	76976	38.4



Additional blade sizes are available upon request. Call for pricing.
Lead time: 1 working day
NOTE: Also works on Falcon Primary Cleaners (Canada).

Replacement Blade Pin

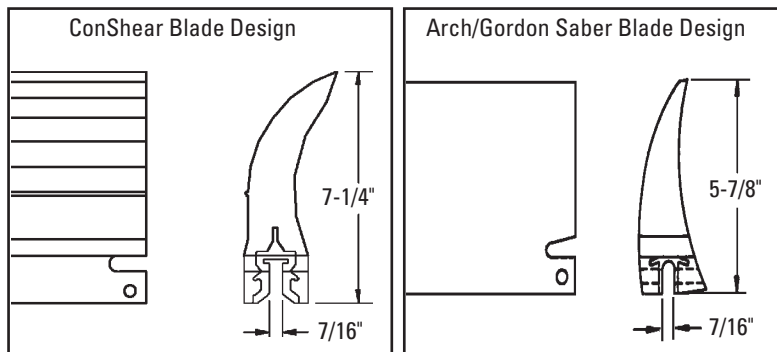
ORDERING NUMBER	ITEM CODE	WT. LBS.
EZP1BP	75642	0.1

Lead time: 1 working day

ConShear-LS for Arch/Gordon Mini-Saber Blades

BELT WIDTH		BLADE WIDTH		ARCH/GORDON PART NUMBER	ORDERING NUMBER	CONShear-LS ITEM CODE	WT. LBS.
in.	mm	in.	mm				
18	450	16	400	MRBMN00018	RBAGM-16	77106	3.3
24	600	22	550	MRBMN00024	RBAGM-22	77107	4.6
30	750	28	700	MRBMN00030	RBAGM-28	77108	5.8
36	900	34	850	MRBMN00036	RBAGM-34	77109	7.1
42	1050	40	1000	MRBMN00042	RBAGM-40	77110	8.3
48	1200	46	1150	MRBMN00048	RBAGM-46	77111	9.6

Additional sizes are available upon request. Call for pricing.



Specifications

SLOT WIDTH	POLE PLATE THICKNESS	CONShear BLADE HEIGHT	SABER BLADE HEIGHT
7/16"	3/8"	7-1/4"	5-7/8"

Usable Blade Volume Comparison

BLADE TYPE	BLADE LENGTH	Usable BLADE AREA (cross-section)	Usable BLADE VOLUME
Arch/Gordon Saber®	28"	3.06 in ²	85.7 in ³
ConShear™	28"	5.50 in ²	154.0 in ³

U.S. Patent No. D482,508S
ConShear™ is a trademark of Flexible Steel Lacing Company.
Saber® is a registered trademark of Arch Environmental Equipment Inc., Paducah, KY.

Part Number Cross-Reference Guide

Cross-Reference for Replacement of Arch/Gordon Saber™ (SCM) Channel Mount Blades

Ordering Information

BELT WIDTH	ACTUAL BLADE LENGTH	ARCH/GORDON PART NUMBER	ARCH/GORDON OLD PART NUMBER	ORDERING NUMBER	CONShear™ ITEM CODE	WT. LBS.
18"	16"	MRBCM00018	SCM-016-18	RBAGSCM-16	76572	7.3
24"	22"	MRBCM00024	SCM-016-24	RBAGSCM-22	76573	10.1
30"	28"	MRBCM00030	SCM-016-30	RBAGSCM-28	76574	12.8
36"	34"	MRBCM00036	SCM-016-36	RBAGSCM-34	76575	15.5
42"	40"	MRBCM00042	SCM-016-42	RBAGSCM-40	76576	18.3
48"	46"	MRBCM00048	SCM-016-48	RBAGSCM-46	76577	21.0
54"	52"	MRBCM00054	SCM-016-54	RBAGSCM-52	76578	23.8
60"	58"	MRBCM00060	SCM-016-60	RBAGSCM-58	76579	26.5
72"	70"	MRBCM00072	SCM-016-72	RBAGSCM-70	76581	32.0

Additional blade sizes are available upon request. Call for pricing.
NOTE: Blade coverage is 2 inches less than belt width.

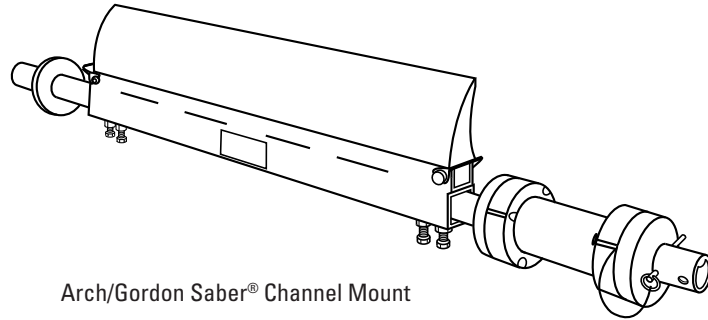
Replacement Blade Pin

ORDERING NUMBER	ITEM CODE	WT. LBS.
EZP1BP	75642	0.1

Lead time: 1 working day

Specifications

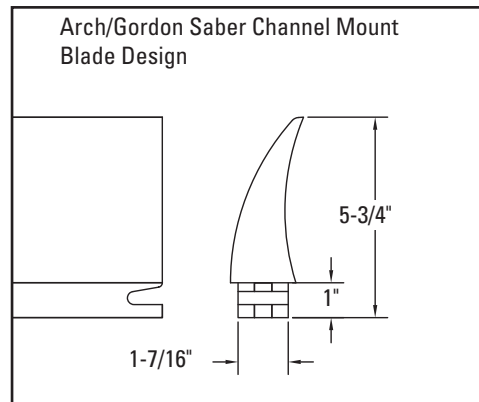
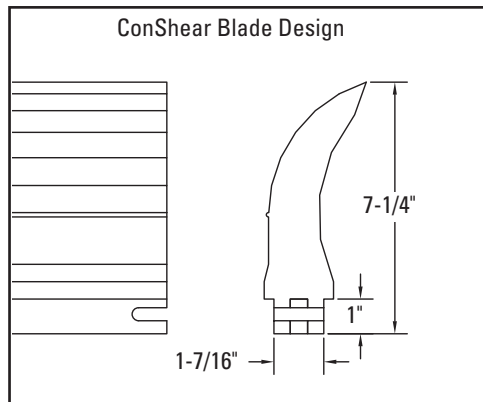
BASE WIDTH	CONShear BLADE HEIGHT	CHANNEL MOUNT BLADE HEIGHT
1-7/16"	7-1/4"	5-3/4"



Arch/Gordon Saber® Channel Mount

Usable Blade Volume Comparison

BLADE TYPE	BLADE LENGTH	Usable BLADE AREA (cross-section)	Usable BLADE VOLUME
Arch/Gordon Saber® Channel Mount	28"	3.06 in ²	85.7 in ³
ConShear™	28"	5.50 in ²	154.0 in ³



U.S. Patent No. D482,508S

ConShear™ is a trademark of Flexible Steel Lacing Company.

Saber® is a registered trademark of Arch Environmental Equipment Inc., Paducah, KY.

Part Number Cross-Reference Guide

Cross-Reference for Replacement of Superior Exterra® Blades


Ordering Information

BELT WIDTH	ACTUAL BLADE LENGTH	SUPERIOR EXTERRA® PART NUMBER	ORDERING NUMBER	CONSHEAR™ ITEM CODE	WT. LBS.
12"	10"	07-00540	RBSE-10	79861	4.6
18"	16"	07-00541	RBSE-16	79862	7.3
24"	22"	07-00542	RBSE-22	79863	10.1
30"	28"	07-00543	RBSE-28	79864	12.8
36"	34"	07-00544	RBSE-34	79865	15.5
42"	40"	07-00545	RBSE-40	79866	18.3
48"	46"	07-00546	RBSE-46	79867	21.0
54"	52"	07-00547	RBSE-52	79868	23.8
60"	58"	07-00549	RBSE-58	79869	26.5
66"	64"	07-00548	RBSE-64	79870	29.3
72"	70"	07-00550	RBSE-70	79871	32.0

Additional blade sizes are available upon request. Call for pricing.

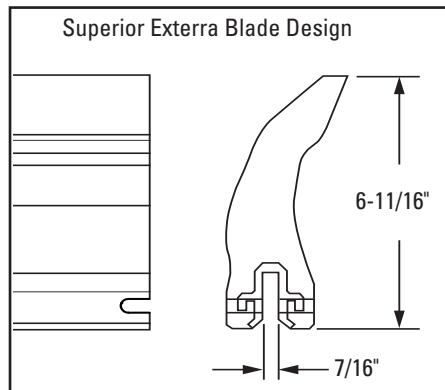
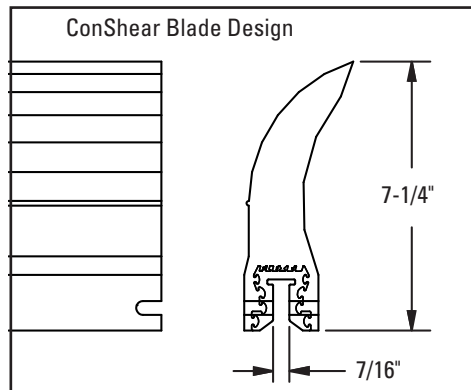
NOTE: Blade coverage is 2 inches less than belt width.

Lead time: 3 working days



Specifications

SLOT WIDTH	POLE PLATE THICKNESS	CONSHEAR BLADE HEIGHT	EXTERRA BLADE HEIGHT
7/16"	3/8"	7-1/4"	6-11/16"



U.S. Patent No. D482,508S

ConShear™ is a trademark of Flexible Steel Lacing Company.

Exterra® is a registered trademark of Superior Industries, Inc. Morris, MN

Part Number Cross-Reference Guide

Cross-Reference for Replacement of ASGCO® Skalper® III and IV Blades*

Ordering Information

BELT WIDTH	ACTUAL BLADE LENGTH	ASGCO® PART NUMBER	ORDERING NUMBER	CONSHEAR™ ITEM CODE	WT. LBS.
18"	18"	ASG-SK4-18A	RBAS4-18	76032	8.3
24"	24"	ASG-SK4-24A	RBAS4-24	76033	11.0
30"	30"	ASG-SK4-30A	RBAS4-30	76034	13.8
36"	36"	ASG-SK4-36A	RBAS4-36	76035	16.6
42"	42"	ASG-SK4-42A	RBAS4-42	76036	19.3
48"	48"	ASG-SK4-48A	RBAS4-48	76037	22.1
54"	54"	ASG-SK4-54A	RBAS4-54	76038	24.8
60"	60"	ASG-SK4-60A	RBAS4-60	76039	27.6
72"	72"	ASG-SK4-72A	RBAS4-72	76040	33.1

Additional blade sizes are available upon request. Call for pricing.

NOTE: Blade coverage is the same as the belt width.

Blade design is identical to Argonics replacement blade, except for length. Can be interchanged.

*Also interchangeable with ASGCO® Skalper® III Blades.

Lead time: 1 working day

Replacement Blade Pin

ORDERING NUMBER	ITEM CODE	WT. LBS.
RB38BP	79481	0.2

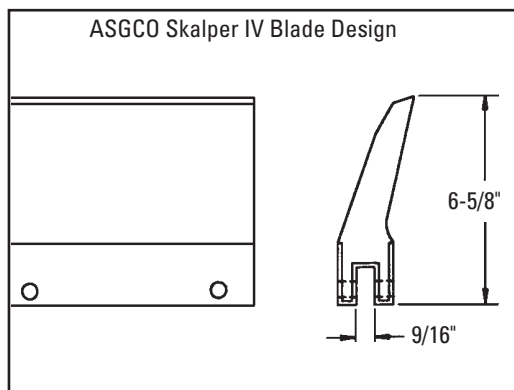
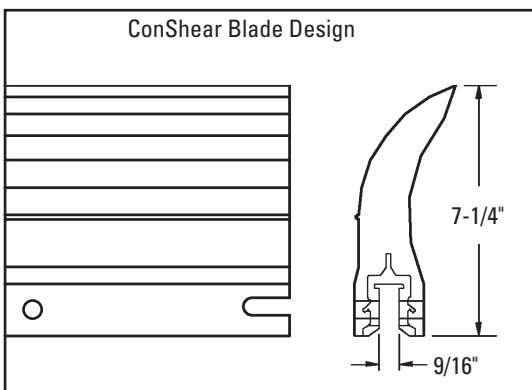
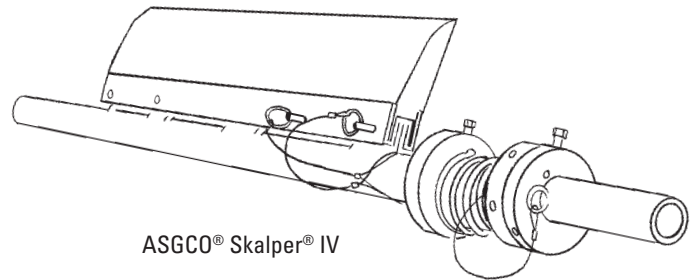
Lead time: 1 working day

Specifications

SLOT WIDTH	POLE PLATE THICKNESS	CONSHEAR BLADE HEIGHT	SKALPER BLADE HEIGHT
9/16"	1/2"	7-1/4"	6-5/8"

Usable Blade Volume Comparison

BLADE TYPE	BLADE LENGTH	Usable BLADE AREA (cross-section)	Usable BLADE VOLUME
ASGCO® Skalper® IV	28"	3.29 in ²	92.1 in ³
ConShear™	28"	5.50 in ²	154.0 in ³



U.S. Patent No. D482,508S

ConShear™ is a trademark of Flexible Steel Lacing Company.

ASGCO® and Skalper® are registered trademarks of ASGCO Mfg, Inc., Allentown, PA.

Part Number Cross-Reference Guide

Cross-Reference for Replacement of Argonics™ Raptor™ Blades

Ordering Information

BELT WIDTH	ACTUAL BLADE LENGTH	ARGONICS PART NUMBER	ORDERING NUMBER	CONShear™ ITEM CODE	WT. LBS.
12"	10"	CP-RE-10-G83	RBAER-10	76041	4.6
18"	16"	CP-RE-16-G83	RBAER-16	76042	7.3
24"	22"	CP-RE-22-G83	RBAER-22	76043	10.1
30"	28"	CP-RE-28-G83	RBAER-28	76044	12.8
36"	34"	CP-RE-34-G83	RBAER-34	76045	15.5
42"	40"	CP-RE-40-G83	RBAER-40	76046	18.3
46"	44"	CP-RE-44-G83	RBAER-44	76655	20.1
48"	46"	CP-RE-46-G83	RBAER-46	76047	21.0
54"	52"	CP-RE-52-G83	RBAER-52	76048	23.8
60"	58"	CP-RE-58-G83	RBAER-58	76049	26.5
72"	70"	CP-RE-70-G83	RBAER-70	76050	32.0

Additional blade sizes are available upon request. Call for pricing.

NOTE: Blade coverage is 2 inches less than the belt width.

Blade design is identical to ASGCO replacement blade, except for length. Can be interchanged.

Lead time: 1 working day

Replacement Blade Pin

ORDERING NUMBER	ITEM CODE	WT. LBS.
RB38BP	79481	0.2

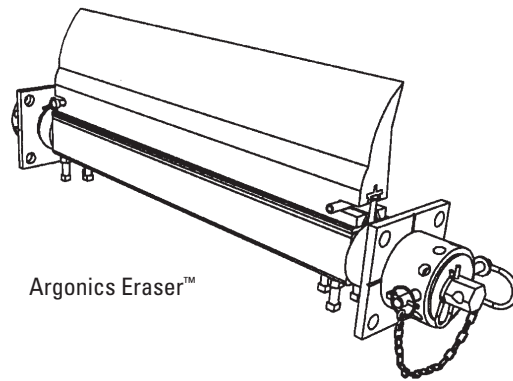
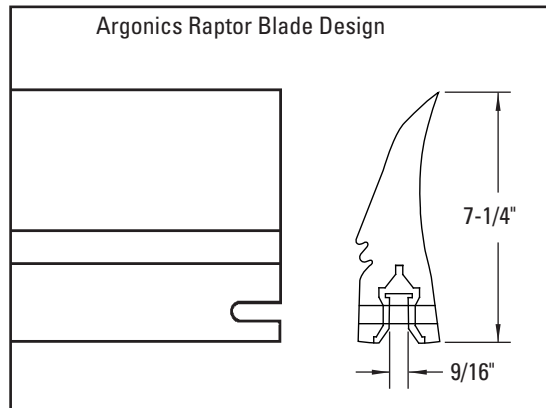
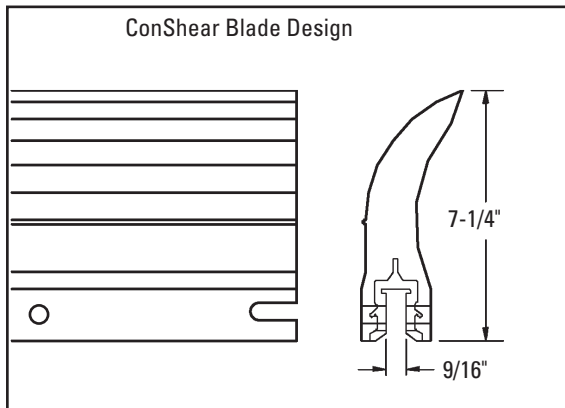
Lead time: 1 working day

Specifications

SLOT WIDTH	POLE PLATE THICKNESS	CONShear BLADE HEIGHT	RAPTOR BLADE HEIGHT
9/16"	1/2"	7-1/4"	7-1/4"

Usable Blade Volume Comparison

BLADE TYPE	BLADE LENGTH	Usable BLADE AREA (cross-section)	Usable BLADE VOLUME
Argonics™ Raptor™	28"	4.25 in ²	119.0 in ³
ConShear™	28"	5.50 in ²	154.0 in ³



U.S. Patent No. D482,508S

ConShear™ is a trademark of Flexible Steel Lacing Company.

Eraser™ and Raptor™ are registered trademarks of Argonics, Inc., Marquette, MI.

Part Number Cross-Reference Guide

Cross-Reference for Replacement of Stephens-Adamson Metso/Trellex Blades

Ordering Information

ACTUAL BLADE LENGTH	SA PART NUMBER	ORDERING NUMBER	CONSHEAR™ ITEM CODE	WT. LBS.
6"	ABC90	RB6SA	76570	3.1

Blades fit into cartridge that mounts on the pole.
Lead time: 1 working day

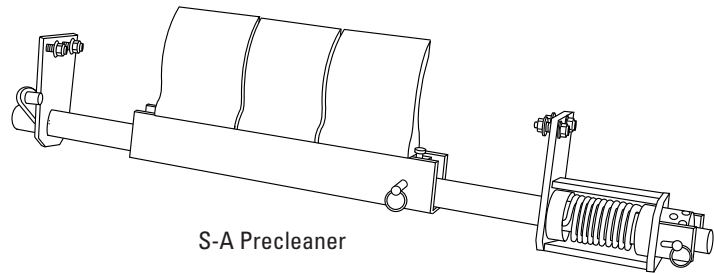
Cleaner Blades Required Per Belt Width

in.	18	24	30	36	42	48	54	60	72
mm	450	600	750	900	1050	1200	1350	1500	1800
Blades Required	2	3	4	5	6	7	8	9	11

NOTE: Blade coverage is 6 inches less than the belt width.

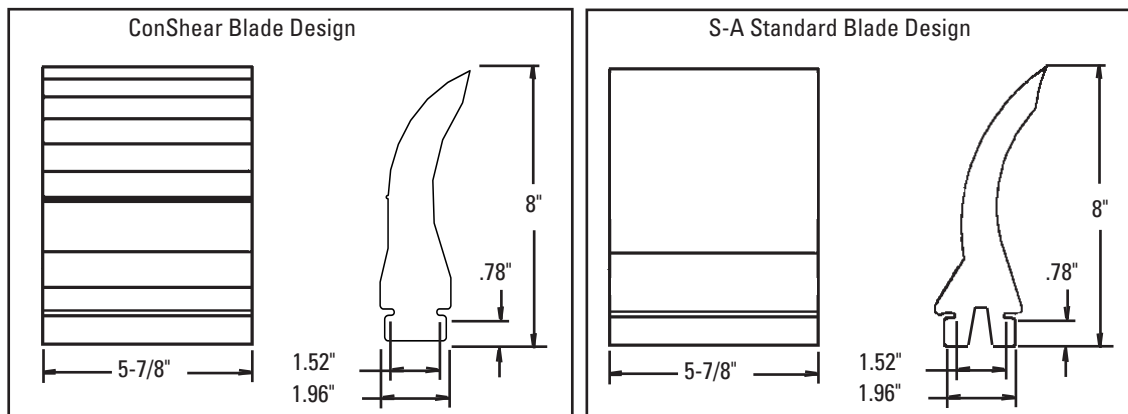
Specifications

BASE WIDTH	BASE HEIGHT	CONSHEAR BLADE HEIGHT	S-A BLADE HEIGHT
1.96"	.78"	8"	8"



Usable Blade Volume Comparison

BLADE TYPE	BLADE LENGTH	Usable BLADE AREA (cross-section)	Usable BLADE VOLUME
S-A Metso/Trellex	6"	3.88 in ²	22.8 in ³
ConShear™	6"	5.50 in ²	33.0 in ³



U.S. Patent No. D482,508S

ConShear™ is a trademark of Flexible Steel Lacing Company.

Part Number Cross-Reference Guide

Cross-Reference for Replacement of Martin® Durt Hawg® Precleaner Blades

Ordering Information

ACTUAL BLADE LENGTH	MARTIN® PART NUMBER	ORDERING NUMBER	CON SHEAR™ ITEM CODE	WT. LBS.
6"	27987-C	RB6DH	76571	3.3

Lead time: 1 working day

Cleaner Blades Required Per Belt Width

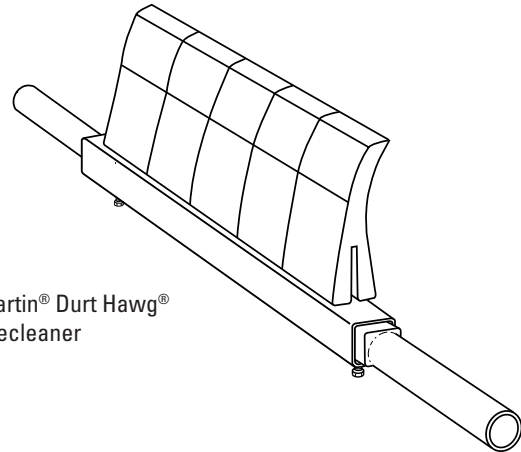
in.	18	24	30	36	42	48	54	60	72
mm	450	600	750	900	1050	1200	1350	1500	1800
Blades Required	2	3	4	5	6	7	8	9	11

NOTE: Blade coverage is 6 inches less than the belt width.

Specifications

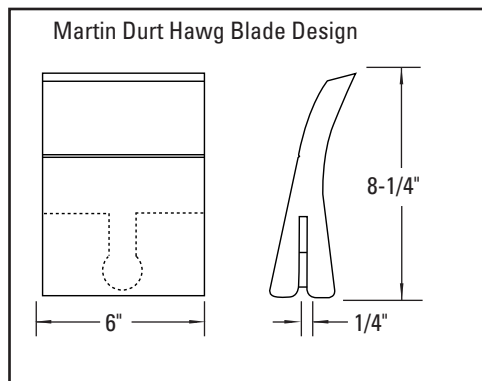
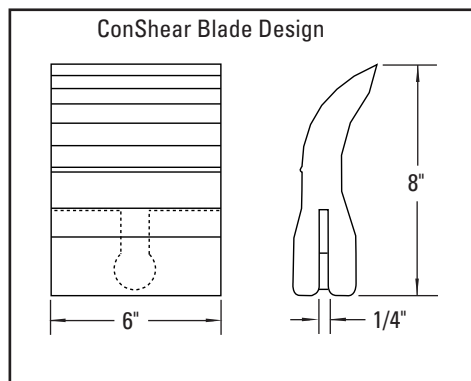
SLOT WIDTH	CON SHEAR™ BLADE HEIGHT	DURT HAWG BLADE HEIGHT
1/4"	8"	8 1/4"

Martin® Durt Hawg®
Precleaner



Usable Blade Volume Comparison

BLADE TYPE	BLADE LENGTH	Usable BLADE AREA (cross-section)	Usable BLADE VOLUME
Martin® Durt Hawg	6"	3.80 in ²	22.2 in ³
ConShear™	6"	5.50 in ²	33.0 in ³



U.S. Patent No. D482,508S

ConShear™ is a trademark of Flexible Steel Lacing Company. Martin® and Durt Hawg® are registered trademarks of Martin Engineering, Neponset, IL.

Part Number Cross-Reference Guide

Cross-Reference for Replacement of Martin® Durt Tracker® Precleaner Blades SD 6

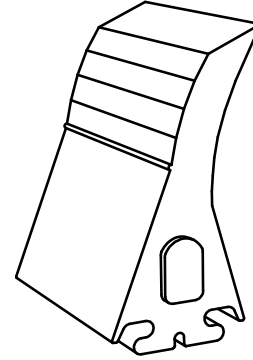
Ordering Information

BLADE WIDTH	MARTIN® PART NUMBER	ORDERING NUMBER	ITEM CODE	WT. LBS.
6" (152mm)	30333-06XX	RBDT-6C	90614	3.2

Lead time: 1 working day

Specifications

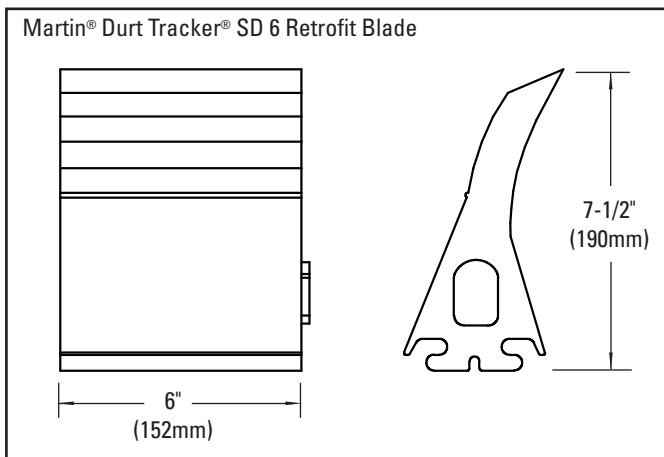
BLADE TYPE	BLADE WIDTH	BLADE HEIGHT
SD 6	6" (152mm)	7 1/2" (190mm)



Martin® Durt Tracker®
Replacement Blade

Usable Blade Volume

BLADE TYPE	BLADE WIDTH	Usable BLADE AREA (cross-section)	Usable BLADE VOLUME
Martin® Durt Tracker® SD 6 Retrofit Blade	6" (152mm)	3.7 in ² (.00239m ²)	22.3 in ³ (.00037m ³)



Martin® and Durt Tracker® are registered trademarks of Martin Engineering, Neponset, IL.

Part Number Cross-Reference Guide

Cross-Reference for Replacement of Martin® Durt Tracker® XHD Precleaner Blades XHD 6.5 & XHD 13

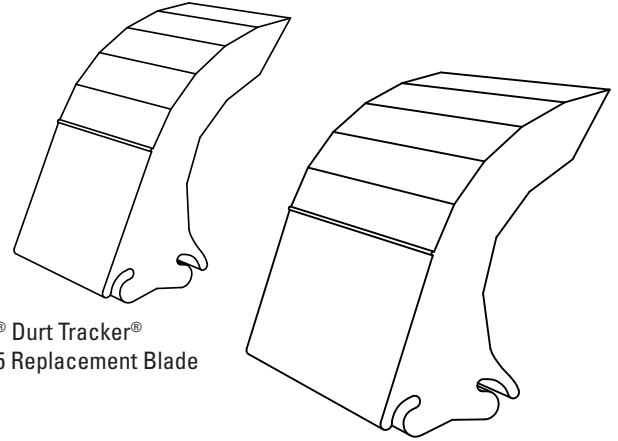
Ordering Information

BLADE WIDTH	ORDERING NUMBER	ITEM CODE	WT. LBS.
6.5" (165mm)	RBDTXHD-6.5C	77517	6.5
13" (330mm)	RBDTXHD-13C	90615	13.1

Lead time: 1 working day

Specifications

BLADE TYPE	BLADE WIDTH	BLADE HEIGHT
XHD 6.5	6.5" (165mm)	9 1/2" (241mm)
XHD 13	13" (330mm)	

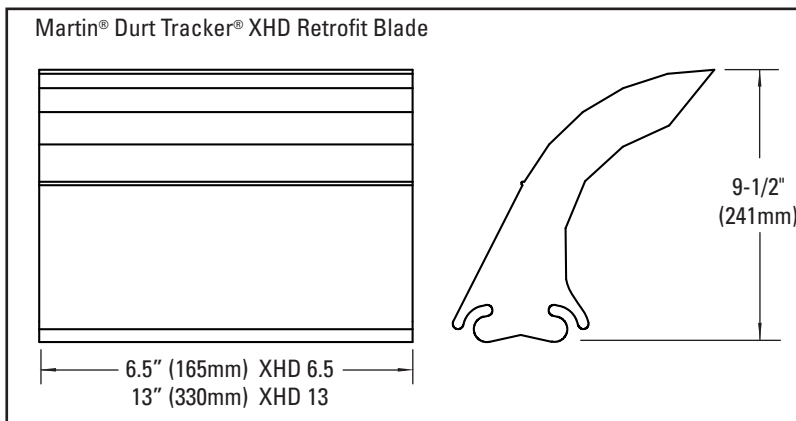


Martin® Durt Tracker®
XHD 6.5 Replacement Blade

Martin® Durt Tracker®
XHD 13 Replacement Blade

Usable Blade Volume

BLADE TYPE	BLADE WIDTH	Usable BLADE AREA (cross-section)	Usable BLADE VOLUME
Martin® Durt Tracker® XHD 6.5 Retrofit Blade	6.5" (165mm)	12.1 in ² (.00781m ²)	78 in ³ (.00128m ³)
Martin® Durt Tracker® XHD 13 Retrofit Blade	13" (330mm)		156 in ³ (.00256m ³)



Martin® and Durt Tracker® are registered trademarks of Martin Engineering, Neponset, IL.

Product Ordering Information

V-Plow



V-Plow*

SIZE	BELT WIDTH		ORDERING NUMBER	ITEM CODE	WT. LBS.
	in.	mm			
Extra Small	18-24	450-600	CBV-XS	73131	53.0
Small	30-36	750-900	CBV-S	73132	65.0
Medium	42-48	1050-1200	CBV-M	73133	74.0
Large	54-60	1350-1500	CBV-L	73134	84.0
72"	72	1800	CBV-72	74389	150.0
84"	84	2100	CBV-84	74390	175.0
96"	96	2400	CBV-96	74391	200.0

*Use next larger size for belt widths between ranges.
Lead time: 1 working day

Replacement Blade Kits**

SIZE	BELT WIDTH		ORDERING NUMBER	ITEM CODE	WT. LBS.
	in.	mm			
Extra Small	18-24	450-600	VBK-XS	73190	4.5
Small	30-36	750-900	VBK-S	73191	6.0
Medium	42-48	1050-1200	VBK-M	73192	7.5
Large	54-60	1350-1500	VBK-L	73193	9.0
72"	72	1800	VBK-72	74457	13.0
84"	84	2100	VBK-84	74458	15.0
96"	96	2400	VBK-96	74459	17.0

**Kit includes blades and replacement blade bolts.
Lead time: 1 working day



Optional Polyurethane Blade Kits**

Typically provides 3 to 5 times longer wear life. PU blades are blue in color.

SIZE	BELT WIDTH		ORDERING NUMBER	ITEM CODE	WT. LBS.
	in.	mm			
Extra Small	18-24	450-600	VUBK-XS	75570	5.4
Small	30-36	750-900	VUBK-S	75571	8.0
Medium	42-48	1050-1200	VUBK-M	75572	10.5
Large	54-60	1350-1500	VUBK-L	75573	13.0
72"	72	1800	VUBK-72	75574	15.9
84"	84	2100	VUBK-84	75575	18.5
96"	96	2400	VUBK-96	75576	21.0

**Kit includes blades and replacement blade bolts.
Lead time: 1 working day

Shaded items are made to order.
Lead time: 10 working days

Product Notes:

- Exclusive blade design – 20° slant on leading edge spirals debris off the belt.
- Self-adjusting blade – the blade floats on the belt and self-adjusts as it wears.
- Unique blade adjuster – turnbuckle-type adjuster allows the blade to be accurately positioned to the belt.
- Easy to install – comes fully assembled and can be placed right into position on the conveyor.

Product Ordering Information

Diagonal Plow

Diagonal Plows*

SIZE	BELT WIDTH		ORDERING NUMBER	ITEM CODE	WT. LBS.
	in.	mm			
Small	18-30	450-750	RDP1-S	74692	45.0
Medium	36-42	900-1050	RDP1-M	74693	56.0
Large	48-60	1200-1500	RDP1-L	74694	70.0
Extra Large	72-84	1800-2100	RDP1-XL	74695	96.0

*Use next larger size for belt widths between ranges.

Lead time: 1 working day



Replacement Blade Kits**

SIZE	BELT WIDTH		ORDERING NUMBER	ITEM CODE	WT. LBS.
	in.	mm			
Small	18-30	450-750	RDPBK-S	74699	4.0
Medium	36-42	900-1050	RDPBK-M	74700	5.6
Large	48-60	1200-1500	RDPBK-L	74701	8.4
Extra Large	72-84	1800-2100	RDPBK-XL	74702	12.0

**Kit includes blade and replacement blade bolts.

Lead time: 1 working day



Product Notes:

- A belt cleaner for the tail pulley. Prevents damage to the belt, pulley, lagging, and belt splice.
- Keeps fugitive materials off the inside of the belt and out of the tail pulley.
- Installed at a 45° angle across the belt to discharge material to one predetermined side.
- The blade is installed in a fixed position, eliminating any bouncing problems.
- Exclusive 20° angled blade quickly spirals material off the belt.

Specifications & Guidelines

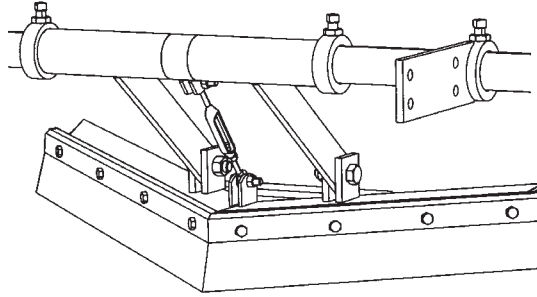
V-Plow & Diagonal Plow

V-Plow

Belt Width Specifications

SIZE	BELT WIDTH (Min-Max)	
	in.	mm
Extra Small	18-24	450-600
Small	30-36	750-900
Medium	42-48	1050-1200
Large	54-60	1350-1500
72"	72	1800
84"	84	2100
96"	96	2400

Use next larger size for belt widths between ranges.

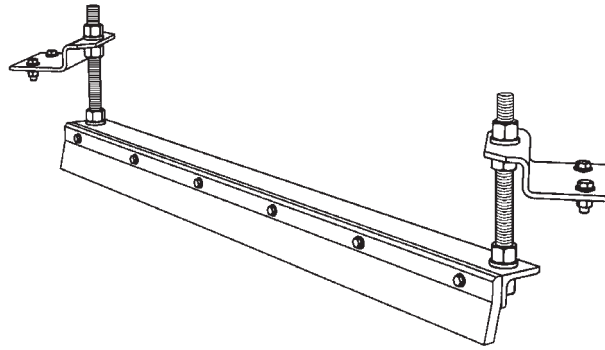


Diagonal Plow

Belt Width Specifications

SIZE	BELT WIDTH (Min-Max)	
	in.	mm
Small	18-30	450-750
Medium	36-42	900-1050
Large	48-60	1200-1500
Extra Large	72-84	1800-2100

Use next larger size for belt widths between ranges.



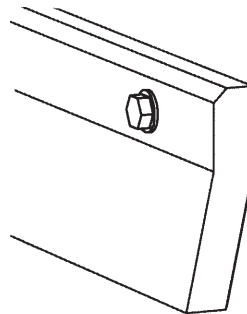
Application Guidelines

- Belt Splice Mechanically Fastened/Vulcanized
- Belt Speed 1000 FPM (5M/sec) for V-Plow; 700 FPM (3.5M/sec) for Diagonal Plow
- Belt Direction One Way

V-Plow & Diagonal Plow

Blade Specifications

Material	UHMWPE
Durometer	67-D
Working Temperature	
°F	-40° to 160°
°C	-40° to 71°
Grease & Chemical Resistance	Excellent
Sticky Material Performance	Excellent



Replacement Parts Lists

V-Plow & Diagonal Plow

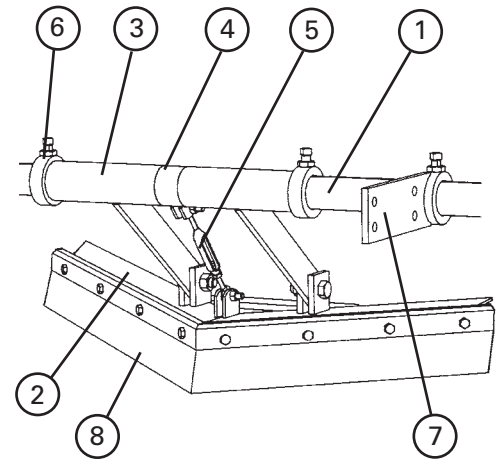
Replacement Parts - V-Plow

REF	DESCRIPTION	BELT WIDTH (Min-Max)		ORDERING NUMBER	ITEM CODE	WT. LBS.
		in.	mm			
1	V-Plow Pole XS	18-24	450-600	VPXS	73400	13.0
	V-Plow Pole S	30-36	750-900	VPS	73408	15.0
	V-Plow Pole M	42-48	1050-1200	VPM	73409	18.0
	V-Plow Pole L	54-60	1350-1500	VPL	73410	21.0
	V-Plow Pole 72	72	1800	VP72	74395	24.0
	V-Plow Pole 84	84	2100	VP84	74396	27.0
	V-Plow Pole 96	96	2400	VP96	74397	30.0
2	V-Plow Mainframe XS	18-24	450-600	VMFXS	73535	12.0
	V-Plow Mainframe S	30-36	750-900	VMFS	73549	15.0
	V-Plow Mainframe M	42-48	1050-1200	VMFM	74037	22.0
	V-Plow Mainframe L	54-60	1350-1500	VMFL	74038	28.0
	V-Plow Mainframe 72	72	1800	VMF72	74398	35.0
	V-Plow Mainframe 84	84	2100	VMF84	74399	42.0
	V-Plow Mainframe 96	96	2400	VMF96	74440	50.0
3	VP Main Linkage Kit* (1 ea.)			VMLK	74982	5.0
4	VP Center Sleeve			VCS	73533	1.0
5	V-Plow Adjuster Kit*			VAK	76416	0.5
6	VP Stop Collar* (1 ea.)			VSC	74983	1.0
7	VP Mounting Bracket Kit* (1 ea.)			VMBK	73399	5.0
REPLACEMENT BLADE KITS**						
8	Replacement Blade Kit XS	18-24	450-600	VBK-XS	73190	4.5
	Replacement Blade Kit S	30-36	750-900	VBK-S	73191	6.0
	Replacement Blade Kit M	42-48	1050-1200	VBK-M	73192	7.5
	Replacement Blade Kit L	54-60	1350-1500	VBK-L	73193	9.0
	Replacement Blade Kit 72	72	1800	VBK-72	74457	13.0
	Replacement Blade Kit 84	84	2100	VBK-84	74458	15.0
	Replacement Blade Kit 96	96	2400	VBK-96	74459	17.0

*Hardware included

**Kit includes blades and replacement blade bolts.

Lead time: 1 working day



Shaded items are made to order.
Lead time: 10 working days

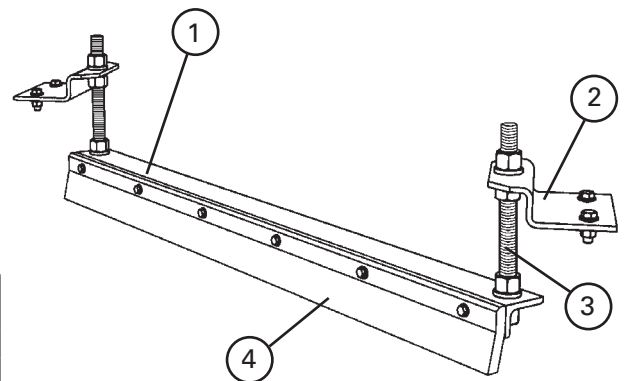
Replacement Parts - Diagonal Plow

REF	DESCRIPTION	BELT WIDTH (Min-Max)		ORDERING NUMBER	ITEM CODE	WT. LBS.
		in.	mm			
1	Small Plow Frame	18-30	450-750	RDPF-S	75566	18.1
	Medium Plow Frame	36-42	900-1050	RDPF-M	75567	26.3
	Large Plow Frame	48-60	1200-1500	RDPF-L	75568	38.4
	Extra Large Plow Frame	72-84	1800-2100	RDPF-XL	75569	60.7
2	Mounting Bracket Kit* (1 ea.)			RDPMBK	74698	6.1
3	Mounting Shaft Kit* (1 ea.)			RDPMSK	74705	3.6
REPLACEMENT BLADE KITS**						
4	Small Plow Blade Kit	18-30	450-750	RDPBK-S	74699	4.0
	Medium Plow Blade Kit	36-42	900-1050	RDPBK-M	74700	5.6
	Large Plow Blade Kit	48-60	1200-1500	RDPBK-L	74701	8.4
	Extra Large Plow Blade Kit	72-84	1800-2100	RDPBK-XL	74702	12.0

*Hardware included

**Kit includes blades and replacement blade bolts.

Lead time: 1 working day



Specifications & Guidelines

Flexco Slider/Impact Beds

Easy Solution for Load Zone Problems

- Complete load zone offering with slider beds through impact beds for up to 750 ft-lbs of force.
- No specifying trough angle; each bed is adjustable for 20°, 35° and 45° trough settings (ships at 35° setting).
- Low-profile installation. Because EZ Series beds feature trough wings that are adjustable, they lay flat during installation, providing more clearance.
- Full UHMW slider bars included on outside bar to provide proper sealing and long life.
- Unique Impact Bar Supports protect the impact bars from damage, extending service life. An Anti-Migratory Tab on each support secures the bar and prevents it from sliding in the direction of belt travel.
- All beds are manufactured for mounting holes belt width +9" (225mm), per CEMA. For wider structure, contact Customer Service for special quote.

How to spec the correct slider/impact bed for your conveyor transfer point

Roller Size and CEMA Rating
 5" (125mm) 6" (150mm)
 CEMA C D E
 Belt Width: _____
 Bed Length: 4' (1.2M) 5' (1.5M)

Impact Energy Calculation Chart

Largest Material Lump Weight (**w**)

Drop Height (**h**)

Impact Energy

Lump Weight (**w**) _____
 Drop Height (**h**) **x** _____

Total = **lb-ft** See Below

0 lb-ft— **EZSB-C**

0 - 200 lb-ft— **EZSB-I or EZIB-L**
(25kg-m)

200 - 750 lb-ft— **EZIB-M**
(25-100 kg-m)

Product Ordering Information

EZSB-C Flexco Slider Beds



Flexco Slider Bed

(for non-impact areas)

BELT WIDTH		TONNAGE RATING (ton/hr)	4' (1.2M) LENGTH			5' (1.5M) LENGTH		
in.	mm		ORDERING NUMBER	ITEM CODE	WT. LBS	ORDERING NUMBER	ITEM CODE	WT. LBS
24	600	–	EZSB24-4C	78855	244.1	EZSB24-5C	78863	261.1
30	750	–	EZSB30-4C	78856	263.2	EZSB30-5C	78864	279.7
36	900	–	EZSB36-4C	78857	289.0	EZSB36-5C	78865	305.5
42	1050	–	EZSB42-4C	78858	358.8	EZSB42-5C	78866	382.9
48	1200	–	EZSB48-4C	78859	385.7	EZSB48-5C	78867	410.4
54	1350	–	EZSB54-4C	78860	455.1	EZSB54-5C	78868	488.0
60	1500	–	EZSB60-4C	78861	478.7	EZSB60-5C	78869	511.6
72	1800	–	EZSB72-4C	78862	513.0	EZSB72-5C	78870	545.9

Lead time: 1 working day

Product Notes:

- CEMA D construction
- No need to specify troughing angle – designed to adjust to 20°, 35°, 45°.
- Designed for containment in the load zone, but not intended for impact zones.
- Slider bars are solid 1" (25mm) UHMW providing longer wear life and consistent load zone sealing.
- Product ships with two rollers. Additional rollers can be added by purchasing an EZRMK and the appropriate corresponding roller.

Adjustable Idler Set

(for non-impact areas)

(for placement in between 3 or more beds or in transitions; Adjusts from 10 - 45° in 5° increments)



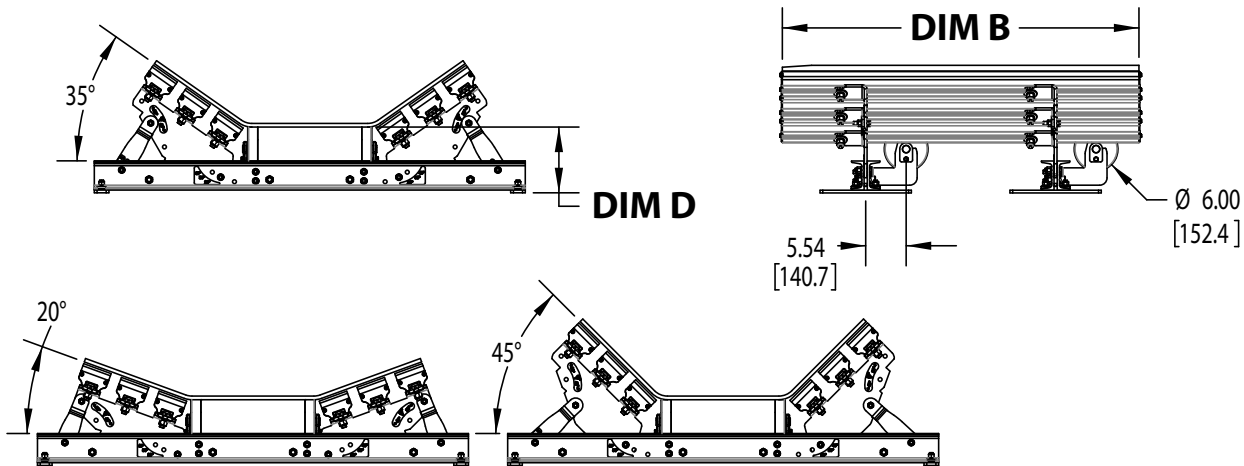
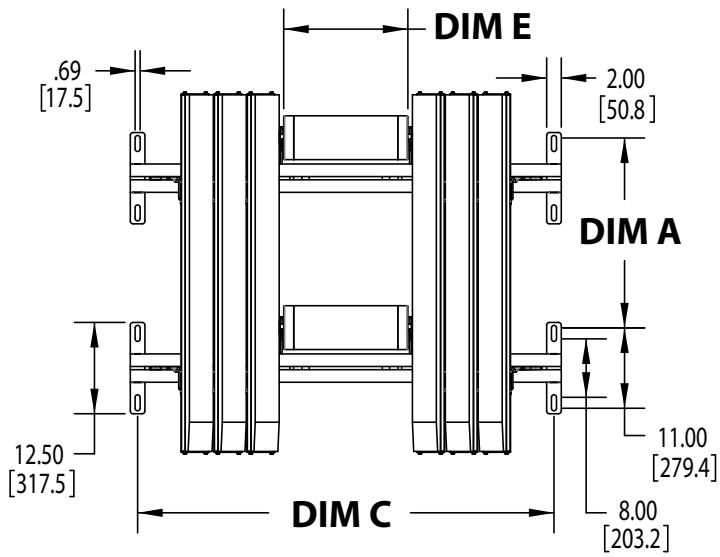
BELT WIDTH		ORDERING NUMBER	ITEM CODE	WT. LBS
in.	mm			
24	600	EZAI-24	79000	79.9
30	750	EZAI-30	79001	90.0
36	900	EZAI-36	79002	100.7
42	1050	EZAI-42	79003	110.0
48	1200	EZAI-48	79004	123.3
54	1350	EZAI-54	79005	132.5
60	1500	EZAI-60	79006	141.3
72	1800	EZAI-72	79007	163.6

Lead time: 1 working day

U.S. Patent No. 9,296,564

Specifications and Guidelines

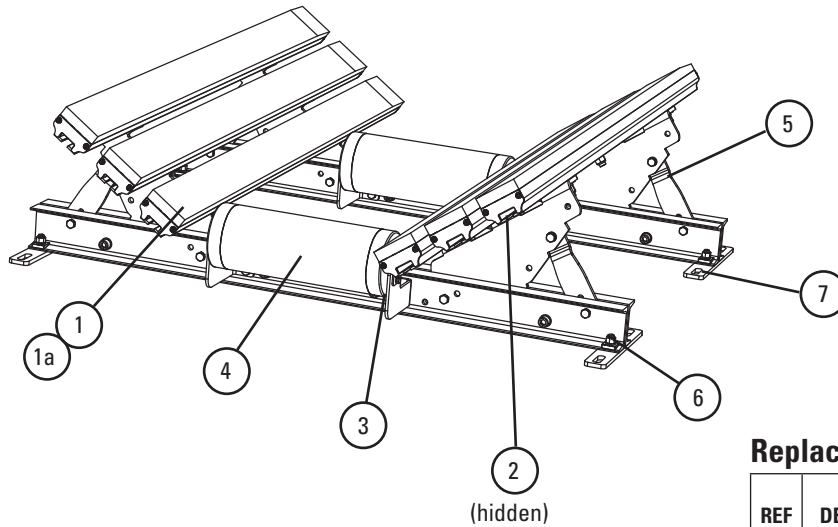
EZSB-C Flexco Slider Beds



Bed Length 4' (1.2 M)				Bed Length 5' (1.5 M)				Bed Width		Dim C		Dim D		Dim E	
Dim A		Dim B		Dim A		Dim B									
in.	mm	in.	mm	in.	mm	in.	mm	in.	mm	in.	mm	in.	mm	in.	mm
26	660.4	48.82	1240	34	863.6	59.06	1500	24	600	33	838	9	229	9	229
								30	750	39	991	9	229	11	279
								36	900	45	1143	9	229	13	330
								42	1050	51	1295	9	229	15	381
								48	1200	57	1448	9	229	17	432
								54	1350	63	1600	9.25	235	19	483
								60	1500	69	1753	9.25	235	21	533
72	1800	81	2057	9.5	241	25	635								

U.S. Patent No. 9,296,564

Replacement Parts List



Shim Requirements

IMPACT BED SIZE	CEMA C OR D, 5" (125mm) Idlers	CEMA C OR D, 6" (150mm) IDLERS
24"-36" (600-900mm)	Shim idler up .5" (12.5mm)	No Kits Required
42"-72" (1050-1800mm)	No Kits Required	Use (1) SHIM-KITL; Shim up .5" (12.5mm)

IMPACT BED SIZE	CEMA E, 6" (150mm) IDLERS	CEMA E, 7" (175mm) IDLERS
36"-60" (900-1500mm)	Use (3) SHIM-KITL; Shim up 1.5" (37.5mm)	Use (4) SHIM-KITL; Shim up 2" (50mm)
72" (1800mm)	Use (4) SHIM-KITL; Shim up 2" (50mm)	Use (5) SHIM-KITL; Shim up 2.5" (62.5mm)

Replacement Parts

REF	DESCRIPTION	ORDERING NUMBER	ITEM CODE	WT. LBS.
1	Slider Bar, 4' (1.2M)	SB4	78789	20.0
1a	Slider Bar, 5' (1.5M)	SB5	78790	24.1
2	Bar Bolt Kit (incl. 1 ea. 5/8" (15mm) carriage bolt, square washer, flat washer, lock washer, Nylock nut)	IBBK	76928	0.5
3	Slider Roll Mount Kit*	EZRMK	78952	5.1
4	Roller 24" (600mm)	N6D3T-24-9-A45	26107	9.1
	Roller 30" (750mm)	N6D3T-30-11-A45	26108	10.6
	Roller 36" (900mm)	N6D3T-36-13-A45	26109	12.3
	Roller 42" (1050mm)	N6D3T-42-15-A45	26110	13.9
	Roller 48" (1200mm)	N6D3T-48-17-A45	26111	16.1
	Roller 54" (1350mm)	N6D3T-54-19-A45	26112	17.0
	Roller 60" (1500mm)	N6D3T-60-21-A45	26113	18.1
5	Roller 72" (1800mm)	N6D3T-72-25-A45	26114	21.6
	Wing Plate Kit 24" (600mm)*	EZWPK-24	78970	16.9
	Wing Plate Kit 30" (750mm)*	EZWPK-30	78971	17.4
	Wing Plate Kit 36" (900mm)*	EZWPK-36	78972	21.2
	Wing Plate Kit 42" (1050mm)*	EZWPK-42	78973	26.2
	Wing Plate Kit 48" (1200mm)*	EZWPK-48	78974	30.1
	Wing Plate Kit 54" (1350mm)*	EZWPK-54	78975	35.6
6	Wing Plate Kit 60" (1500mm)*	EZWPK-60	78976	39.0
	Wing Plate Kit 72" (1800mm)*	EZWPK-72	78977	46.7
	Cross Stringer Kit 24" (600mm)*	EZCSK-24	78978	49.2
	Cross Stringer Kit 30" (750mm)*	EZCSK-30	78979	56.5
	Cross Stringer Kit 36" (900mm)*	EZCSK-36	78980	63.8
	Cross Stringer Kit 42" (1050mm)*	EZCSK-42	78981	70.8
	Cross Stringer Kit 48" (1200mm)*	EZCSK-48	78982	78.5
7	Cross Stringer Kit 54" (1350mm)*	EZCSK-54	78983	85.8
	Cross Stringer Kit 60" (1500mm)*	EZCSK-60	78984	93.1
	Cross Stringer Kit 72" (1800mm)*	EZCSK-72	78985	99.1
	Shim Kit Light Duty (incl. 4 shims)	SHIM-KITL	77548	13.6

*Hardware Included
Lead time: 1 working day

Replacement Quantities for EZSB-C

in.	24	30	36	42	48	54	60	72
mm	600	750	900	1050	1200	1350	1500	1800
ROLLS REQUIRED	2	2	2	2	2	2	2	2
BARS REQUIRED	SLIDER	4	4	4	6	6	8	8
BAR BOLT KITS REQUIRED		8	8	8	12	12	16	16

U.S. Patent No. 9,296,564

Product Ordering Information

EZSB-I Flexco Slider Beds with Impact Rolls



Flexco Slider Bed with Impact Rolls

(for impact zones with less than 200 lb-ft energy)

BELT WIDTH		TONNAGE RATING (ton/hr)	4' (1.2M) LENGTH			5' (1.5M) LENGTH*		
in.	mm		ORDERING NUMBER	ITEM CODE	WT. LBS	ORDERING NUMBER	ITEM CODE	WT. LBS
24	600	3500	EZSB24-4I	78871	277.0	EZSB24-5I	78879	294.1
30	750	3500	EZSB30-4I	78872	300.0	EZSB30-5I	78880	317.1
36	900	4100	EZSB36-4I	78873	330.1	EZSB36-5I	78881	347.2
42	1050	4500	EZSB42-4I	78874	407.1	EZSB42-5I	78882	433.0
48	1200	4500	EZSB48-4I	78875	437.0	EZSB48-5I	78883	463.0
54	1350	4500	EZSB54-4I	78876	514.0	EZSB54-5I	78884	548.8
60	1500	4500	EZSB60-4I	78877	543.0	EZSB60-5I	78885	577.9
72	1800	4500	EZSB72-4I	78878	586.0	EZSB72-5I	78886	620.2

Lead time: 1 working day

* 5' (1.5M) beds come with 5 impact rolls

Product Notes:

- CEMA D construction
- No need to specify troughing angle – designed to adjust to 20°, 35°, 45°.
- Outermost trough bar features 1" (25mm) solid UHMW slider bar to provide longer wear life and consistent load zone sealing where impact is not present.

Adjustable Idler Set with Impact Rolls

(for placement in between 3 or more beds or in transitions; Adjusts from 10 - 45° in 5° increments)



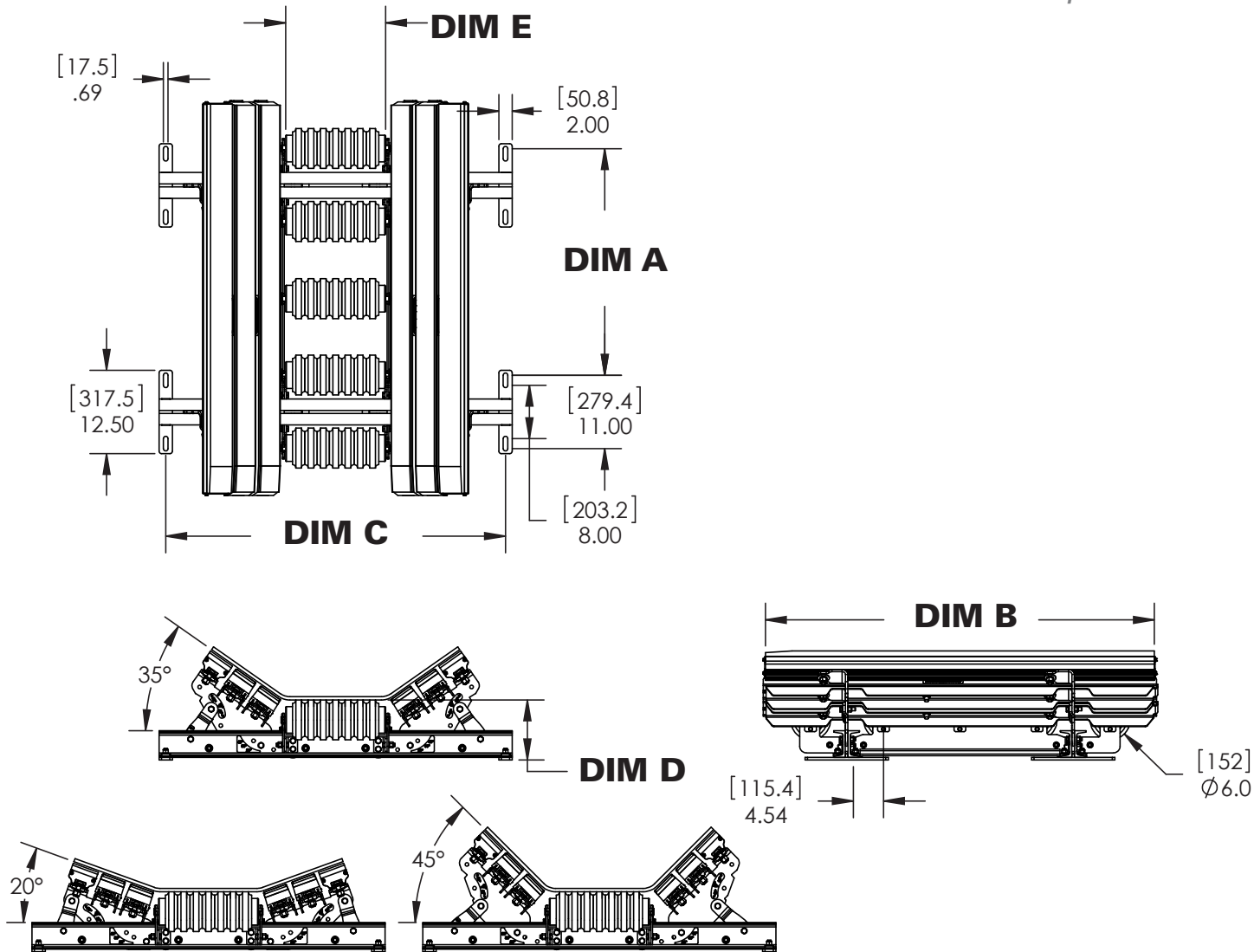
BELT WIDTH		ORDERING NUMBER	ITEM CODE	WT. LBS
in.	mm			
24	600	EZAI-24I	79091	89.9
30	750	EZAI-30I	79092	100.0
36	900	EZAI-36I	79093	110.7
42	1050	EZAI-42I	79094	120.0
48	1200	EZAI-48I	79095	133.3
54	1350	EZAI-54I	79096	142.5
60	1500	EZAI-60I	79097	151.3
72	1800	EZAI-72I	79098	173.6

Lead time: 1 working day

U.S. Patent No. 9,296,564

Specifications and Guidelines

EZSB-I ***Flexco Slider Beds*** *with Impact Rolls*



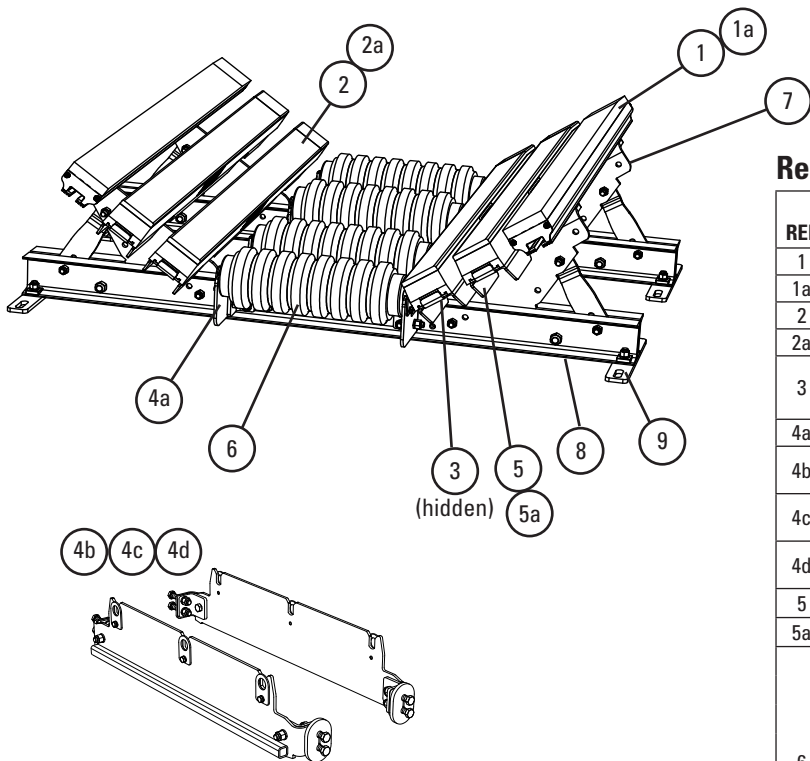
Bed Length 4' (1.2 M)				Bed Length 5' (1.5 M)*				Bed Width		Dim C		Dim D		Dim E	
Dim A		Dim B		Dim A		Dim B									
in.	mm	in.	mm	in.	mm	in.	mm	in.	mm	in.	mm	in.	mm	in.	mm
26	660.4	48.14	1222.8	34	863.6	58.38	1482.9	24	600	33	838	9	229	9	229
								30	750	39	991	9	229	11	279
								36	900	45	1143	9	229	13	330
								42	1050	51	1295	9	229	15	381
								48	1200	57	1448	9	229	17	432
								54	1350	63	1600	9.25	235	19	483
								60	1500	69	1753	9.25	235	21	533
72	1800	81	2057	9.5	241	25	635								

* 5' (1.5M) beds come with 5 impact rolls

U.S. Patent No. 9,296,564

Replacement Parts List

EZSB-I Flexco Slider Beds with Impact Rolls



Replacement Parts

REF	DESCRIPTION	ORDERING NUMBER	ITEM CODE	WT. LBS.
1	Slider Bar, 4' (1.2M)	SB4	78789	20.0
1a	Slider Bar, 5' (1.5M)	SB5	78790	24.1
2	Impact Bar, 4' (1.2M)	IB4	76926	17.0
2a	Impact Bar, 5' (1.5M)	IB5	76927	21.0
3	Bar Bolt Kit (incl. 1 ea. 5/8" (15mm) carriage bolt, square washer, flat washer, lock washer, Nylock nut)	IBBK	76928	0.5
4a	Impact Roll Mount Kit*	EZIRMK	79318	5.1
4b	Center Roll Mount Kit for 5' (1.5M) x 24-48" (600-1200mm)**	EZCRMK24-48	90434	43.5
4c	Center Roll Mount Kit for 5' (1.5M) x 54-60" (1350-1500mm)**	EZCRMK54-60	90261	43.5
4d	Center Roll Mount Kit for 5' (1.5M) x 72" (1800mm)**	EZCRMK72	90262	43.7
5	Impact Bar Support - L 4' (1.2M)*	EZBS-L4	78953	16.1
5a	Impact Bar Support - L 5' (1.5M)*	EZBS-L5	78954	20.4
6	Impact Roll 24" (600mm)	NI6D3T-24-9-A45	26184	10.1
	Impact Roll 30" (750mm)	NI6D3T-30-11-A45	26185	12.0
	Impact Roll 36" (900mm)	NI6D3T-36-13-A45	26186	13.9
	Impact Roll 42" (1050mm)	NI6D3T-42-15-A45	26187	16.0
	Impact Roll 48" (1200mm)	NI6D3T-48-17-A45	26188	17.9
	Impact Roll 54" (1350mm)	NI6D3T-54-19-A45	26189	19.8
	Impact Roll 60" (1500mm)	NI6D3T-60-21-A45	26190	21.7
7	Impact Roll 72" (1800mm)	NI6D3T-72-25-A45	26191	25.6
	Wing Plate Kit 24" (600mm)*	EZWPK-24	78970	16.9
	Wing Plate Kit 30" (750mm)*	EZWPK-30	78971	17.4
	Wing Plate Kit 36" (900mm)*	EZWPK-36	78972	21.2
	Wing Plate Kit 42" (1050mm)*	EZWPK-42	78973	26.2
	Wing Plate Kit 48" (1200mm)*	EZWPK-48	78974	30.1
	Wing Plate Kit 54" (1350mm)*	EZWPK-54	78975	35.6
Wing Plate Kit 60" (1500mm)*	EZWPK-60	78976	39.0	
8	Wing Plate Kit 72" (1800mm)*	EZWPK-72	78977	46.7
	Cross Stringer Kit 24" (600mm)*	EZCSK-24	78978	49.2
	Cross Stringer Kit 30" (750mm)*	EZCSK-30	78979	56.5
	Cross Stringer Kit 36" (900mm)*	EZCSK-36	78980	63.8
	Cross Stringer Kit 42" (1050mm)*	EZCSK-42	78981	70.8
	Cross Stringer Kit 48" (1200mm)*	EZCSK-48	78982	78.5
	Cross Stringer Kit 54" (1350mm)*	EZCSK-54	78983	85.8
Cross Stringer Kit 60" (1500mm)*	EZCSK-60	78984	93.1	
Cross Stringer Kit 72" (1800mm)*	EZCSK-72	78985	99.1	
9	Shim Kit Light Duty (incl. 4 shims)	SHIM-KITL	77548	13.6

Shim Requirements

IMPACT BED SIZE	CEMA C OR D, 5" (125mm) Idlers	CEMA C OR D, 6" (150mm) IDLERS
24"-36" (600-900mm)	Shim idler up .5" (12.5mm)	No Kits Required
42"-72" (1050-1800mm)	No Kits Required	Use (1) SHIM-KITL; Shim up .5" (12.5mm)

IMPACT BED SIZE	CEMA E, 6" (150mm) IDLERS	CEMA E, 7" (175mm) IDLERS
36"-60" (900-1500mm)	Use (3) SHIM-KITL; Shim up 1.5" (37.5mm)	Use (4) SHIM-KITL; Shim up 2" (50mm)
72" (1800mm)	Use (4) SHIM-KITL; Shim up 2" (50mm)	Use (5) SHIM-KITL; Shim up 2.5" (62.5mm)

Lead time: 1 working day

§ 4' beds require 2 ea item 4a;

5' beds require 1 ea item 4a and 1 ea item 4b, 4c or 4d as needed for bed length.

*Hardware Included

** 5' (1.5M) beds come with 5 impact rolls

Replacement Quantities for EZSB-I

in.		24	30	36	42	48	54	60	72
mm		600	750	900	1050	1200	1350	1500	1800
ROLLS REQUIRED	4' BEDS	4	4	4	4	4	4	4	4
	5' BEDS	5	5	5	5	5	5	5	5
BARS REQUIRED	SLIDER	2	2	2	2	2	2	2	2
	IMPACT	2	2	2	4	4	6	6	6
BAR BOLT KITS REQUIRED		10	10	10	16	16	22	22	22
BAR SUPPORTS REQUIRED		2	2	2	4	4	6	6	6

U.S. Patent No. 9,296,564

Product Ordering Information

EZIB-L Flexco Impact Beds All Bars – Light Duty



Flexco Slider Bed Impact Bars - Light Duty

BELT WIDTH		TONNAGE RATING (ton/hr)	4' (1.2M) LENGTH			5' (1.5M) LENGTH		
in.	mm		ORDERING NUMBER	ITEM CODE	WT. LBS	ORDERING NUMBER	ITEM CODE	WT. LBS
24	600	3500	EZIB24-4L	78887	304.3	EZIB24-5L	78895	338.8
30	750	3500	EZIB30-4L	78888	320.9	EZIB30-5L	78896	355.5
36	900	4100	EZIB36-4L	78889	384.8	EZIB36-5L	78897	428.1
42	1050	5200	EZIB42-4L	78890	454.4	EZIB42-5L	78898	506.5
48	1200	5800	EZIB48-4L	78891	518.4	EZIB48-5L	78899	579.3
54	1350	7000	EZIB54-4L	78892	589.0	EZIB54-5L	78900	658.8
60	1500	7600	EZIB60-4L	78893	652.0	EZIB60-5L	78901	729.9
72	1800	8100	EZIB72-4L	78894	721.5	EZIB72-5L	78902	808.7

Lead time: 1 working day

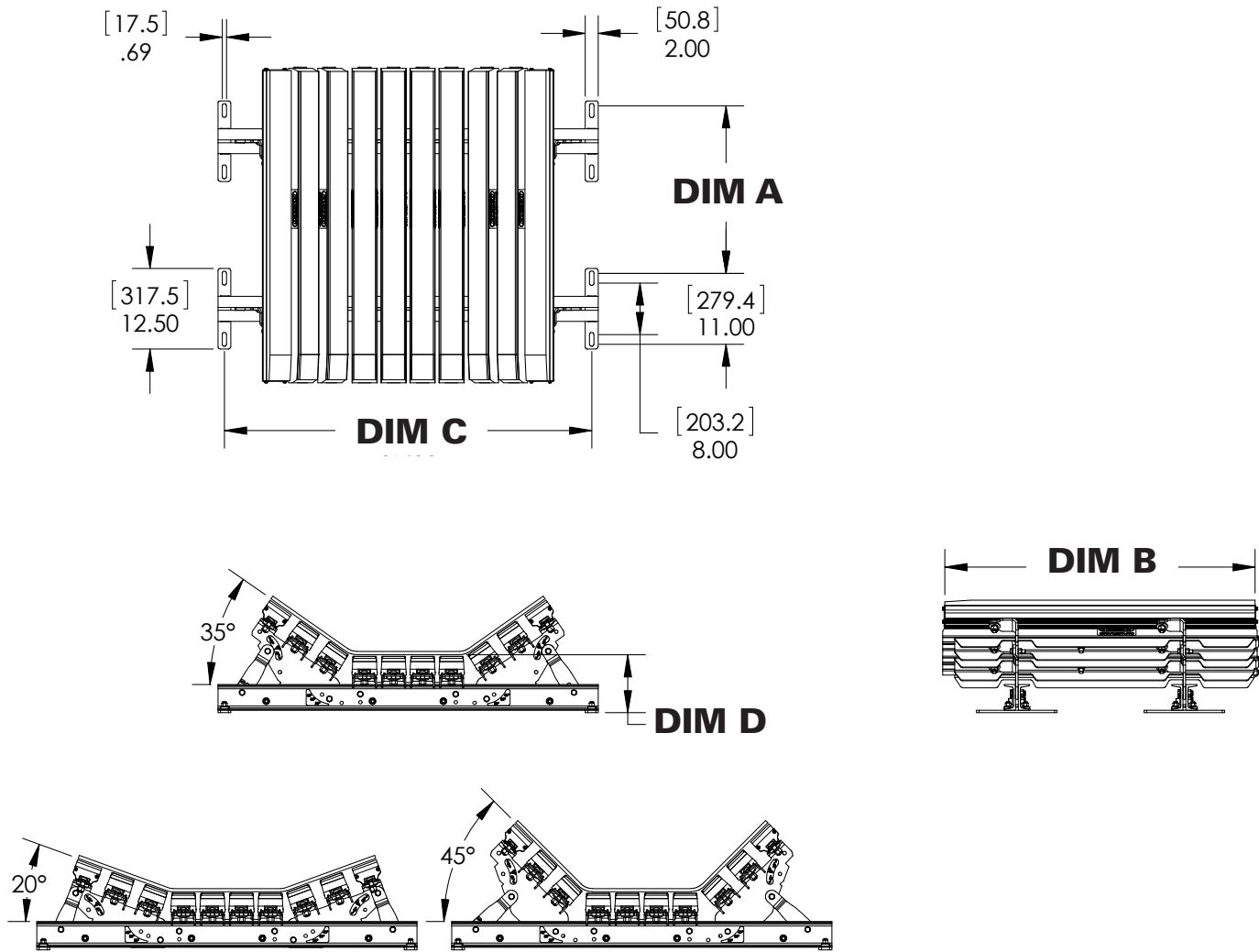
Product Notes:

- CEMA D construction
- No need to specify troughing angle—designed to adjust to 20°, 35°, 45°.
- Outermost trough bar features 1" (25mm) solid UHMW slider bar to provide longer wear life and consistent load zone sealing where impact is not present.

U.S. Patent No. 9,296,564

Specifications and Guidelines

EZIB-L Flexco Impact Beds All Bars – Light Duty

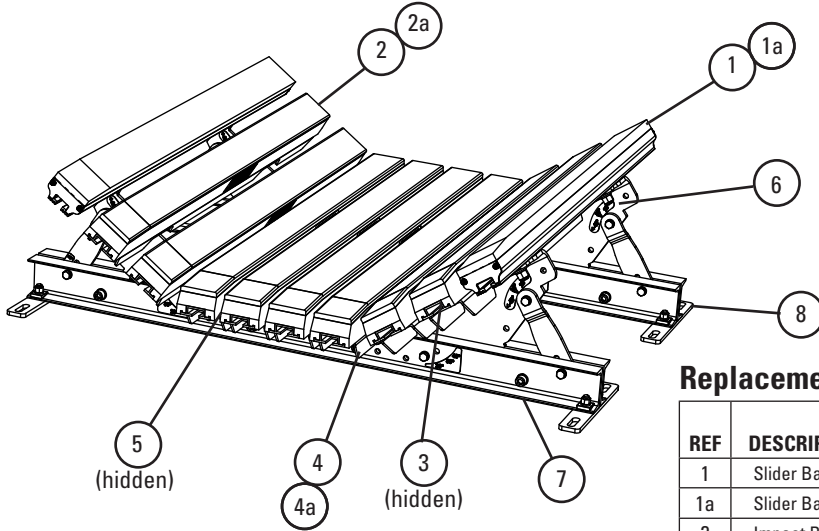


Bed Length 4' (1.2 M)				Bed Length 5' (1.5 M)				Bed Width		Dim C		Dim D	
Dim A		Dim B		Dim A		Dim B							
in.	mm	in.	mm	in.	mm	in.	mm	in.	mm	in.	mm	in.	mm
26	660.4	48.14	1222.8	34	863.6	58.38	1482.9	24	600	33	838	9	229
								30	750	39	991	9	229
								36	900	45	1143	9	229
								42	1050	51	1295	9	229
								48	1200	57	1448	9	229
								54	1350	63	1600	9.25	235
								60	1500	69	1753	9.25	235
								72	1800	81	2057	9.5	241

U.S. Patent No. 9,296,564

Replacement Parts List

EZIB-L Flexco Impact Beds All Bars – Light Duty



Shim Requirements

IMPACT BED SIZE	CEMA C OR D, 5" (125mm) Idlers	CEMA C OR D, 6" (150mm) IDLERS
24"-36" (600-900mm)	Shim idler up .5" (12.5mm)	No Kits Required
42"-72" (1050-1800mm)	No Kits Required	Use (1) SHIM-KITL; Shim up .5" (12.5mm)

IMPACT BED SIZE	CEMA E, 6" (150mm) IDLERS	CEMA E, 7" (175mm) IDLERS
36"-60" (900-1500mm)	Use (3) SHIM-KITL; Shim up 1.5" (37.5mm)	Use (4) SHIM-KITL; Shim up 2" (50mm)
72" (1800mm)	Use (4) SHIM-KITL; Shim up 2" (50mm)	Use (5) SHIM-KITL; Shim up 2.5" (62.5mm)

Replacement Parts

REF	DESCRIPTION	ORDERING NUMBER	ITEM CODE	WT. LBS.
1	Slider Bar, 4' (1.2M)	SB4	78789	20.0
1a	Slider Bar, 5' (1.5M)	SB5	78790	24.1
2	Impact Bar, 4' (1.2M)	IB4	76926	17.0
2a	Impact Bar, 5' (1.5M)	IB5	76927	21.0
3	Bar Bolt Kit (incl. 1 ea. 5/8" (15mm) carriage bolt, square washer, flat washer, lock washer, Nylock nut)	IBBK	76928	0.5
4	Impact Bar Support - L 4' (1.2M)*	EZBS-L4	78953	16.1
4a	Impact Bar Support - L 5' (1.5M)*	EZBS-L5	78954	20.4
5	Center Bar Mount Kit 24" (600mm)*	EZBMK-24	78944	5.2
	Center Bar Mount Kit 30" (750mm)*	EZBMK-30	78945	5.7
	Center Bar Mount Kit 36" (900mm)*	EZBMK-36	78946	7.5
	Center Bar Mount Kit 42" (1050mm)*	EZBMK-42	78947	8.0
	Center Bar Mount Kit 48" (1200mm)*	EZBMK-48	78948	9.8
	Center Bar Mount Kit 54" (1350mm)*	EZBMK-54	78949	10.5
	Center Bar Mount Kit 60" (1500mm)*	EZBMK-60	78950	12.3
	Center Bar Mount Kit 72" (1800mm)*	EZBMK-72	78951	14.6
6	Wing Plate Kit 24" (600mm)*	EZWPK-24	78970	16.9
	Wing Plate Kit 30" (750mm)*	EZWPK-30	78971	17.4
	Wing Plate Kit 36" (900mm)*	EZWPK-36	78972	21.2
	Wing Plate Kit 42" (1050mm)*	EZWPK-42	78973	26.2
	Wing Plate Kit 48" (1200mm)*	EZWPK-48	78974	30.1
	Wing Plate Kit 54" (1350mm)*	EZWPK-54	78975	35.6
	Wing Plate Kit 60" (1500mm)*	EZWPK-60	78976	39.0
	Wing Plate Kit 72" (1800mm)*	EZWPK-72	78977	46.7
7	Cross Stringer Kit 24" (600mm)*	EZCSK-24	78978	49.2
	Cross Stringer Kit 30" (750mm)*	EZCSK-30	78979	56.5
	Cross Stringer Kit 36" (900mm)*	EZCSK-36	78980	63.8
	Cross Stringer Kit 42" (1050mm)*	EZCSK-42	78981	70.8
	Cross Stringer Kit 48" (1200mm)*	EZCSK-48	78982	78.5
	Cross Stringer Kit 54" (1350mm)*	EZCSK-54	78983	85.8
	Cross Stringer Kit 60" (1500mm)*	EZCSK-60	78984	93.1
	Cross Stringer Kit 72" (1800mm)*	EZCSK-72	78985	99.1
8	Shim Kit Light Duty (incl. 4 shims)	SHIM-KITL	77548	13.6

*Hardware Included

Lead time: 1 working day

Replacement Quantities for EZIB-L

in.		24	30	36	42	48	54	60	72
mm		600	750	900	1050	1200	1350	1500	1800
BARS REQUIRED	SLIDER	2	2	2	2	2	2	2	2
	IMPACT	4	4	5	7	8	10	11	12
BAR BOLT KITS REQUIRED		16	16	19	25	28	34	37	40
BAR SUPPORTS REQUIRED		4	4	5	7	8	10	11	12

U.S. Patent No. 9,296,564

Product Ordering Information

EZIB-M Flexco Impact Beds All Bars – Medium Duty



Flexco Slider Bed Impact Bars - Medium Duty

BELT WIDTH		TONNAGE RATING (ton/hr)	4' (1.2M) LENGTH			5' (1.5M) LENGTH		
in.	mm		ORDERING NUMBER	ITEM CODE	WT. LBS	ORDERING NUMBER	ITEM CODE	WT. LBS
24	600	8,100	EZIB24-4M	78903	409.5	EZIB24-5M	78911	452.6
30	750	8,100	EZIB30-4M	78904	434.5	EZIB30-5M	78912	477.6
36	900	9,500	EZIB36-4M	78905	473.4	EZIB36-5M	78913	516.5
42	1050	12,200	EZIB42-4M	78906	595.0	EZIB42-5M	78914	655.7
48	1200	13,600	EZIB48-4M	78907	672.9	EZIB48-5M	78915	742.3
54	1350	16,300	EZIB54-4M	78908	757.9	EZIB54-5M	78916	836.3
60	1500	17,600	EZIB60-4M	78909	796.1	EZIB60-5M	78917	874.4
72	1800	19,000	EZIB72-4M	78910	844.2	EZIB72-5M	78918	1,016.3

Lead time: 1 working day

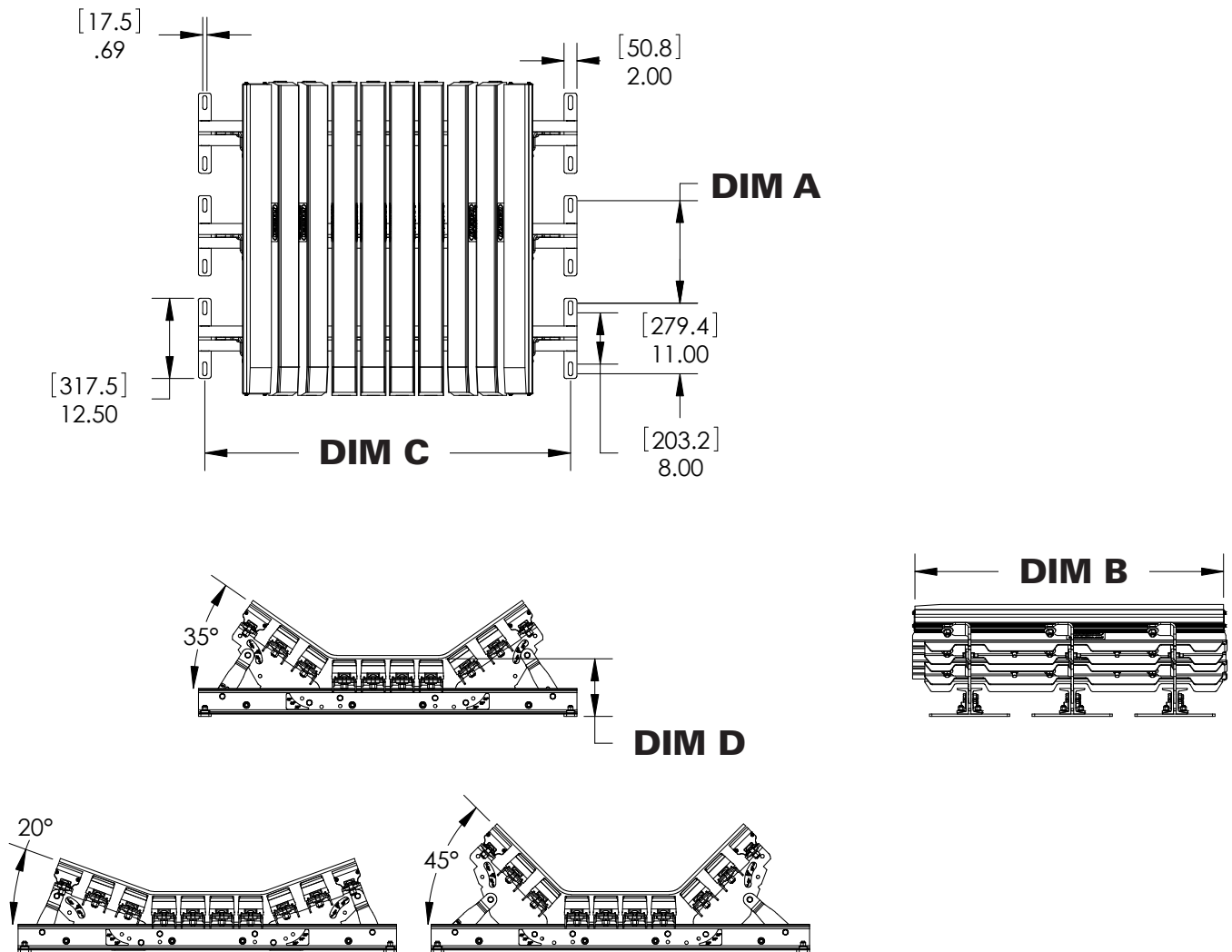
Product Notes:

- CEMA D construction
- No need to specify troughing angle—designed to adjust to 20°, 35°, 45°.
- Outermost trough bar features 1" (25mm) solid UHMW slider bar to provide longer wear life and consistent load zone sealing where impact is not present.

U.S. Patent No. 9,296,564

Specifications and Guidelines

EZIB-M
Flexco Impact Beds
All Bars – Medium Duty

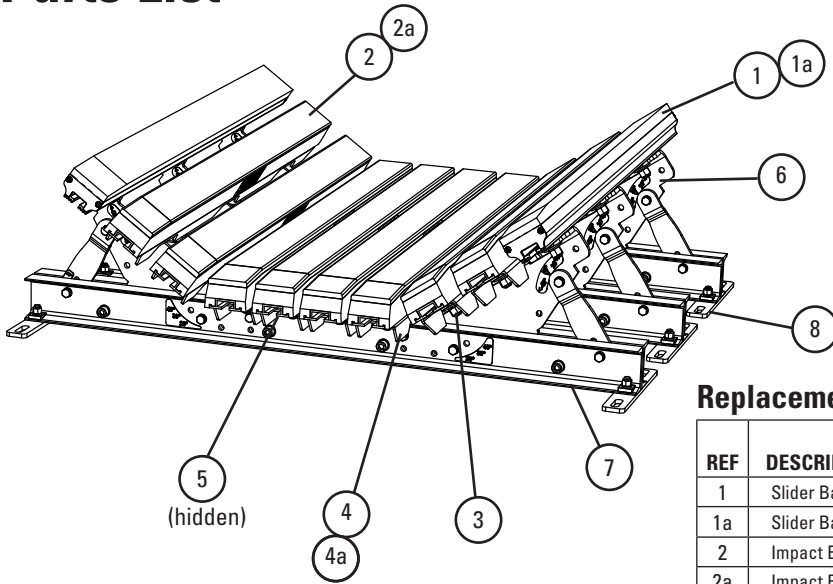


Bed Length 4' (1.2 M)				Bed Length 5' (1.5 M)				Bed Width		Dim C		Dim D	
Dim A		Dim B		Dim A		Dim B							
in.	mm	in.	mm	in.	mm	in.	mm	in.	mm	in.	mm	in.	mm
16	406.4	48.14	1222.8	22	558.8	58.38	1482.9	24	600	33	838	9	229
								30	750	39	991	9	229
								36	900	45	1143	9	229
								42	1050	51	1295	9	229
								48	1200	57	1448	9	229
								54	1350	63	1600	9.25	235
								60	1500	69	1753	9.25	235
72	1800	81	2057	9.5	241								

U.S. Patent No. 9,296,564

Replacement Parts List

EZIB-M Flexco Impact Beds All Bars – Medium Duty



Replacement Parts

REF	DESCRIPTION	ORDERING NUMBER	ITEM CODE	WT. LBS.
1	Slider Bar, 4' (1.2M)	SB4	78789	20
1a	Slider Bar, 5' (1.5M)	SB5	78790	24.1
2	Impact Bar, 4' (1.2M)	IB4	76926	17
2a	Impact Bar, 5' (1.5M)	IB5	76927	21
3	Bar Bolt Kit (incl. 1 ea. 5/8" (15mm) carriage bolt, square washer, flat washer, lock washer, Nylock nut)	IBBK	76928	0.5
4	Impact Bar Support - M 4' (1.2M)*	IBS-M4	76931	16.9
4a	Impact Bar Support - M 5' (1.5M)*	IBS-M5	76932	21.2
5	Center Bar Mount Kit 24" (600mm)*	EZBMK-24	78944	5.2
	Center Bar Mount Kit 30" (750mm)*	EZBMK-30	78945	5.7
	Center Bar Mount Kit 36" (900mm)*	EZBMK-36	78946	7.5
	Center Bar Mount Kit 42" (1050mm)*	EZBMK-42	78947	8.0
	Center Bar Mount Kit 48" (1200mm)*	EZBMK-48	78948	9.8
	Center Bar Mount Kit 54" (1350mm)*	EZBMK-54	78949	10.5
	Center Bar Mount Kit 60" (1500mm)*	EZBMK-60	78950	12.3
	Center Bar Mount Kit 72" (1800mm)*	EZBMK-72	78951	14.6
6	Wing Plate Kit 24" (600mm)*	EZWPK-24	78970	16.9
	Wing Plate Kit 30" (750mm)*	EZWPK-30	78971	17.4
	Wing Plate Kit 36" (900mm)*	EZWPK-36	78972	21.2
	Wing Plate Kit 42" (1050mm)*	EZWPK-42	78973	26.2
	Wing Plate Kit 48" (1200mm)*	EZWPK-48	78974	30.1
	Wing Plate Kit 54" (1350mm)*	EZWPK-54	78975	35.6
	Wing Plate Kit 60" (1500mm)*	EZWPK-60	78976	39.0
	Wing Plate Kit 72" (1800mm)*	EZWPK-72	78977	46.7
7	Cross Stringer Kit 24" (600mm)*	EZCSK-24	78978	49.2
	Cross Stringer Kit 30" (750mm)*	EZCSK-30	78979	56.5
	Cross Stringer Kit 36" (900mm)*	EZCSK-36	78980	63.8
	Cross Stringer Kit 42" (1050mm)*	EZCSK-42	78981	70.8
	Cross Stringer Kit 48" (1200mm)*	EZCSK-48	78982	78.5
	Cross Stringer Kit 54" (1350mm)*	EZCSK-54	78983	85.8
	Cross Stringer Kit 60" (1500mm)*	EZCSK-60	78984	93.1
	Cross Stringer Kit 72" (1800mm)*	EZCSK-72	78985	99.1
8	Shim Kit Medium Duty (incl. 4 shims)	SHIM-KITM	77549	20.4

*Hardware Included

Shim Requirements

IMPACT BED SIZE	CEMA C OR D, 5" (125mm) IDLERS	CEMA C OR D, 6" (150mm) IDLERS
24"-36" (600-900mm)	Shim idler up .5" (12.5mm)	No Kits Required
42"-72" (1050-1800mm)	No Kits Required	Use (1) SHIM-KITM; Shim up .5" (12.5mm)

IMPACT BED SIZE	CEMA E, 6" (150mm) IDLERS	CEMA E, 7" (175mm) IDLERS
36"-60" (900-1500mm)	Use (3) SHIM-KITM; Shim up 1.5" (37.5mm)	Use (4) SHIM-KITM; Shim up 2" (50mm)
72" (1800mm)	Use (4) SHIM-KITM; Shim up 2" (50mm)	Use (5) SHIM-KITM; Shim up 2.5" (62.5mm)

Replacement Quantities for EZIB-M

in.		24	30	36	42	48	54	60	72
mm		600	750	900	1050	1200	1350	1500	1800
BARS REQUIRED	SLIDER	2	2	2	2	2	2	2	2
	IMPACT	4	4	5	7	8	10	11	12
BAR BOLT KITS REQUIRED		26	26	31	41	46	56	61	66
BAR SUPPORTS REQUIRED		4	4	5	7	8	10	11	12

U.S. Patent No. 9,296,564

Product Ordering Information

MSB Modular Slider Beds with Impact Rolls

Modular Slider Bed with Impact Rolls

(for impact zones with less than 200 lb-ft energy)

BELT WIDTH		TONNAGE RATING (ton/hr)	2' (600mm) SECTIONS		
in.	mm		ORDERING NUMBER	ITEM CODE	WT. LBS
24	600	3500	MSB24-2I	79979	246.8
30	750	3500	MSB30-2I	79980	263.5
36	900	4100	MSB36-2I	79981	297.9
42	1050	4500	MSB42-2I	79982	373.2
48	1200	4500	MSB48-2I	79983	393.4
54	1350	4500	MSB54-2I	79984	493.2
60	1500	4500	MSB60-2I	79985	513.9
72	1800	4500	MSB72-2I	79986	557.9

Lead time: 1 working day



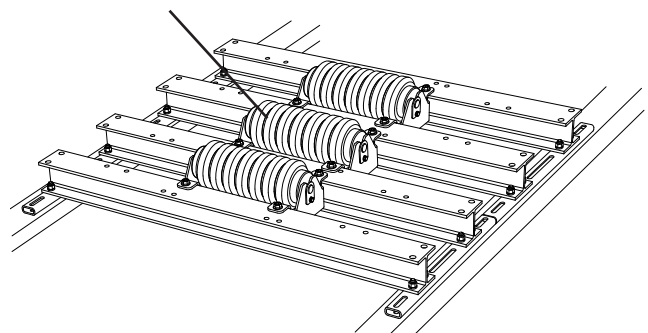
Add-on Impact Roller Kit

(for placement between 2 beds to reduce the space between impact rollers)

BELT WIDTH		ORDERING NUMBER	ITEM CODE	WT. LBS
in.	mm			
24	600	MSB24RMK	79991	17.0
30	750	MSB30RMK	79992	18.5
36	900	MSB36RMK	79993	20.2
42	1050	MSB42RMK	79994	21.8
48	1200	MSB48RMK	79995	24.0
54	1350	MSB54RMK	79996	24.9
60	1500	MSB60RMK	79997	26.0
72	1800	MSB72RMK	79998	29.5

Lead time: 1 working day


Add-on Impact Roller installed between 2 Modular Slider Beds



Adjustable Idler Set with Impact Rolls

(for placement between multiple beds or in transitions; Adjusts from 10 - 45° in 5° increments)

BELT WIDTH		ORDERING NUMBER	ITEM CODE	WT. LBS
in.	mm			
24	600	EZAI-24I	79091	89.9
30	750	EZAI-30I	79092	100.0
36	900	EZAI-36I	79093	110.7
42	1050	EZAI-42I	79094	120.0
48	1200	EZAI-48I	79095	133.3
54	1350	EZAI-54I	79096	142.5
60	1500	EZAI-60I	79097	151.3
72	1800	EZAI-72I	79098	173.6



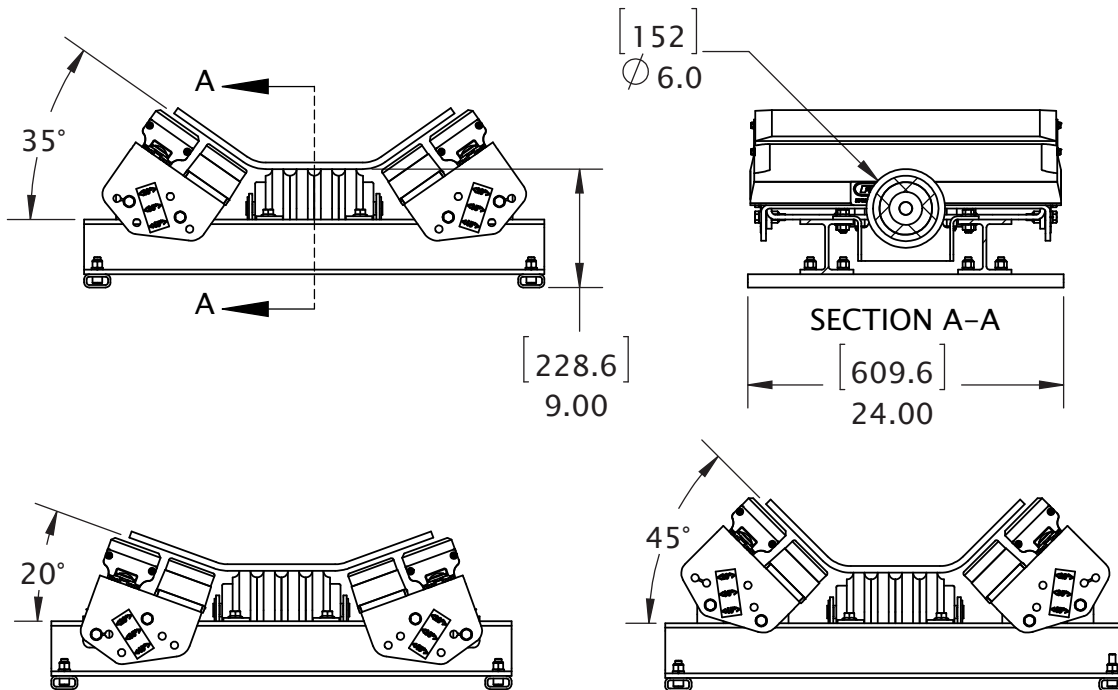
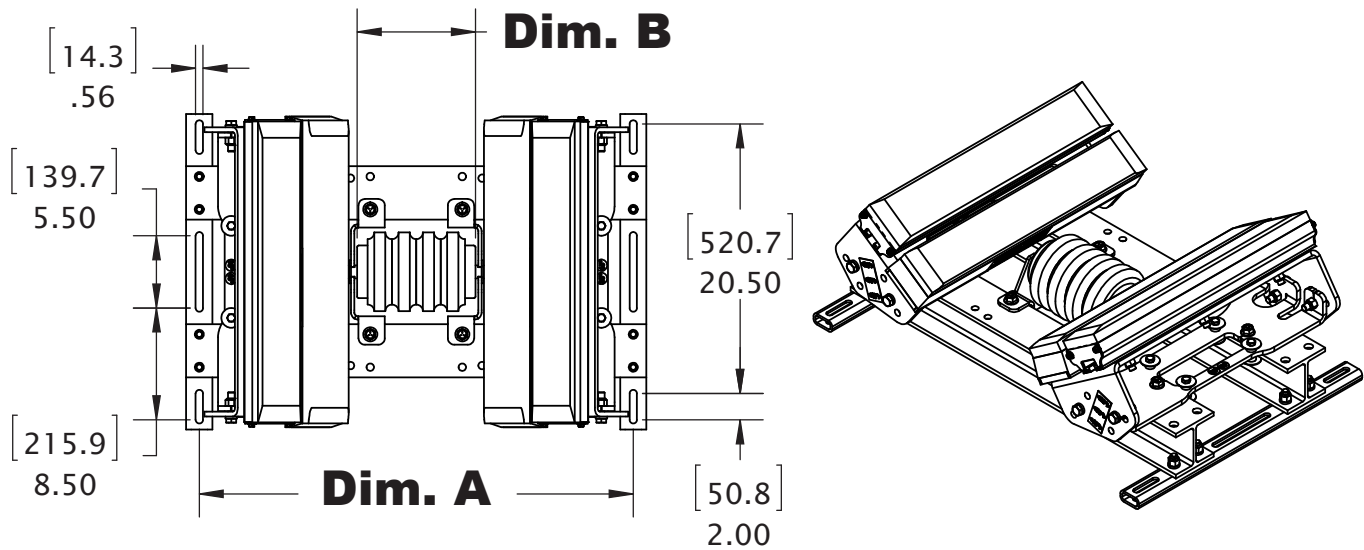
Product Notes:

- Modular design accommodates any length of load zone
- CEMA D construction
- No need to specify troughing angle – designed to adjust to 20°, 35°, 45°
- All bars feature 1" (25mm) solid UHMW
- With removal of a few bolts, the wings and center sections slide out for service
- Optional add-on roller to join two beds and reduce the space between idlers from every 24" (600mm) to every 12" (300mm).

U.S. Patent No. 9,296,564

Specifications and Guidelines

MSB
Modular Slider Beds
with Impact Rolls

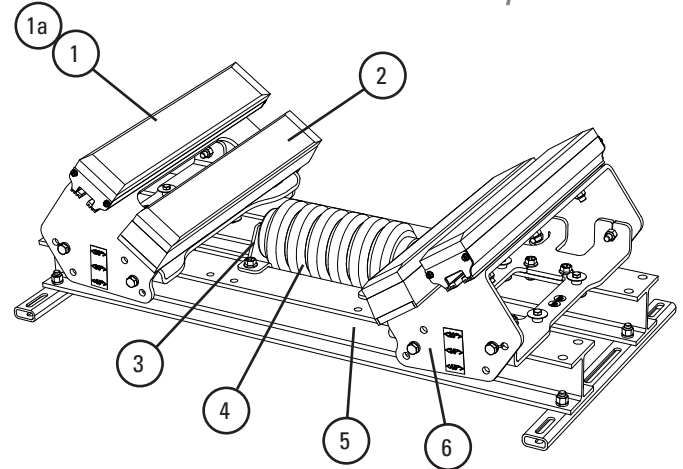


Bed Width	Dim A	Dim B
24" (600mm)	33" (838.2mm)	9" (228.6mm)
30" (750mm)	39" (990.6mm)	11" (279.4mm)
36" (900mm)	45" (1143mm)	13" (330.2mm)
42" (1050mm)	51" (1295.4mm)	15" (381mm)
48" (1200mm)	57" (1447.8mm)	17" (431.8mm)
54" (1350mm)	63" (1600.2mm)	19" (482.6mm)
60" (1500mm)	69" (1752.6mm)	21" (533.4mm)
72" (1800mm)	81" (2057.4mm)	25" (635mm)

U.S. Patent No. 9,296,564

Replacement Parts List

MSB
Modular Slider Beds
with Impact Rolls



Replacement Parts

REF	DESCRIPTION	ORDERING NUMBER	ITEM CODE	WT. LBS.
1	Slider Bar, 2' (600mm)	SB2	79970	10.0
1a	Slider Bar with Hardware, 2' (600mm)	SB2F	79988	10.9
2	Impact Bar, 2' (600mm)	MIB2-1U	79379	19.7
2a	Impact Bar with Hardware, 2' (600mm)	MIB2-1UF	79908	20.0
3	Roller Mount Kit*	MSBRMK	79987	7.9
4	Impact Roll 24" (600mm)	NI6D3T-24-9-A45	26184	10.1
	Impact Roll 30" (750mm)	NI6D3T-30-11-A45	26185	12.0
	Impact Roll 36" (900mm)	NI6D3T-36-13-A45	26186	13.9
	Impact Roll 42" (1050mm)	NI6D3T-42-15-A45	26187	16.0
	Impact Roll 48" (1200mm)	NI6D3T-48-17-A45	26188	17.9
	Impact Roll 54" (1350mm)	NI6D3T-54-19-A45	26189	19.8
	Impact Roll 60" (1500mm)	NI6D3T-60-21-A45	26190	21.7
	Impact Roll 72" (1800mm)	NI6D3T-72-25-A45	26191	25.6
5	Cross Stringer Kit 24" (600mm)*	MIB24CSK	90237	86.7
	Cross Stringer Kit 30" (750mm)*	MIB30CSK	90238	99.6
	Cross Stringer Kit 36" (900mm)*	MIB36CSK	90239	112.5
	Cross Stringer Kit 42" (1050mm)*	MIB42CSK	90240	125.4
	Cross Stringer Kit 48" (1200mm)*	MIB48CSK	90241	138.4
	Cross Stringer Kit 54" (1350mm)*	MIB54CSK	90242	153.7
	Cross Stringer Kit 60" (1500mm)*	MIB60CSK	90243	166.6
	Cross Stringer Kit 72" (1800mm)*	MIB72CSK	90244	194.7
6	Wing Plate Kit 24" (600mm)*	MIB24WPK	90245	38.9
	Wing Plate Kit 30" (750mm)*	MIB30WPK	90246	39.8
	Wing Plate Kit 36" (900mm)*	MIB36WPK	90247	49.6
	Wing Plate Kit 42" (1050mm)*	MIB42WPK	90248	59.7
	Wing Plate Kit 48" (1200mm)*	MIB48WPK	90249	62.4
	Wing Plate Kit 54" (1350mm)*	MIB54WPK	90250	83.8
	Wing Plate Kit 60" (1500mm)*	MIB60WPK	90251	86.7
-	Shim Kit (incl. 4 shims)	SHIM-KITMOD	79989	11.8

*Hardware Included

Shim Requirements

IMPACT BED SIZE	CEMA C OR D, 5" (125mm) Idlers	CEMA C OR D, 6" (150mm) IDLERS
24"-36" (600-900mm)	Use (1) shim kit; Shim idler up .5" (13mm)	No shim
42"-72" (1050-1800mm)	No shim	Use (1) shim kit; Shim bed up .5" (13mm)
IMPACT BED SIZE	CEMA E, 6" (150mm) Idlers	CEMA E, 7" (175mm) IDLERS
36"-60" (900-1500mm)	Use (3) shim kits; Shim bed up 1.5" (38mm)	Use (4) shim kits; Shim bed up 2" (50mm)
72" (1800mm)	Use (4) shim kits; Shim bed up 2" (50mm)	Use (5) shim kits; Shim bed up 2.5" (64mm)

Replacement Quantities for MSB

in.		24	30	36	42	48	54	60	72
mm		600	750	900	1050	1200	1350	1500	1800
BARS REQUIRED	SLIDER	2	2	2	2	2	2	2	2
	IMPACT	2	2	2	4	4	6	6	6

U.S. Patent No. 9,296,564

Product Ordering Information

MIB
Modular Impact Beds
All Bars

Modular Impact Bed

(for impact zones with less than 1500 lb-ft energy)

BELT WIDTH		TONNAGE RATING (ton/hr)	2' (600mm) LENGTH		
in.	mm		ORDERING NUMBER	ITEM CODE	WT. LBS
24	600	12800	MIB24-2H	79971	288.0
30	750	12800	MIB30-2H	79972	303.9
36	900	14900	MIB36-2H	79973	365.1
42	1050	19200	MIB42-2H	79974	439.0
48	1200	21300	MIB48-2H	79975	484.4
54	1350	25600	MIB54-2H	79976	583.8
60	1500	27700	MIB60-2H	79977	629.5
72	1800	29900	MIB72-2H	79978	698.3

Lead time: 1 working day



Adjustable Idler Set with Impact Rolls

(for placement between multiple beds or in transitions; Adjusts from 10 - 45° in 5° increments)

BELT WIDTH		ORDERING NUMBER	ITEM CODE	WT. LBS
in.	mm			
24	600	EZAI-24I	79091	89.9
30	750	EZAI-30I	79092	100.0
36	900	EZAI-36I	79093	110.7
42	1050	EZAI-42I	79094	120.0
48	1200	EZAI-48I	79095	133.3
54	1350	EZAI-54I	79096	142.5
60	1500	EZAI-60I	79097	151.3
72	1800	EZAI-72I	79098	173.6



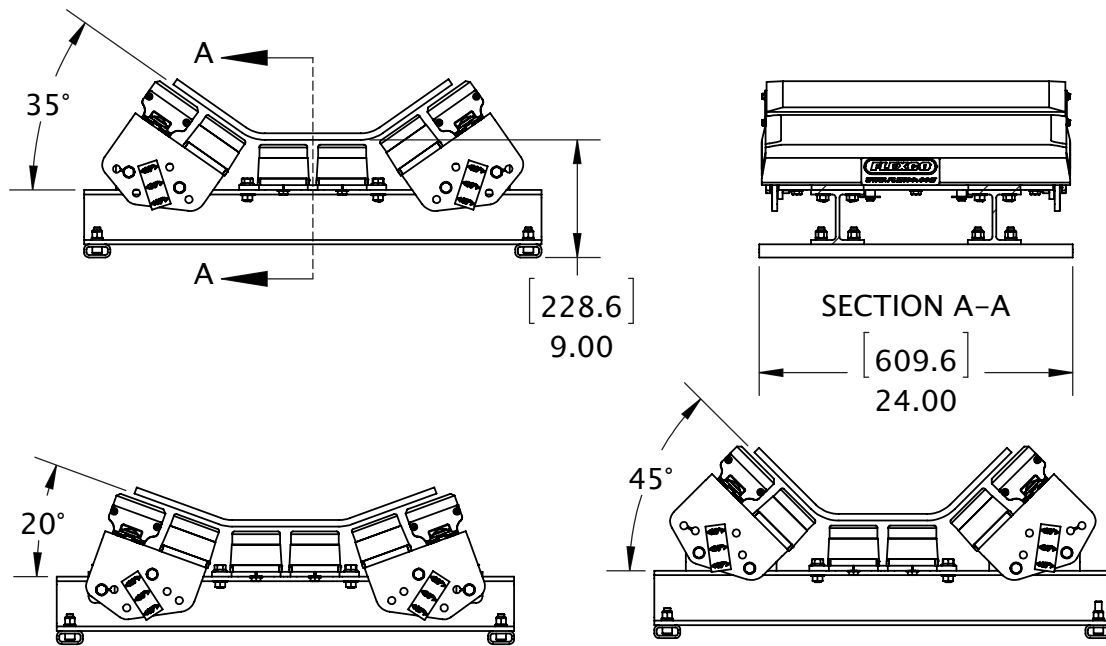
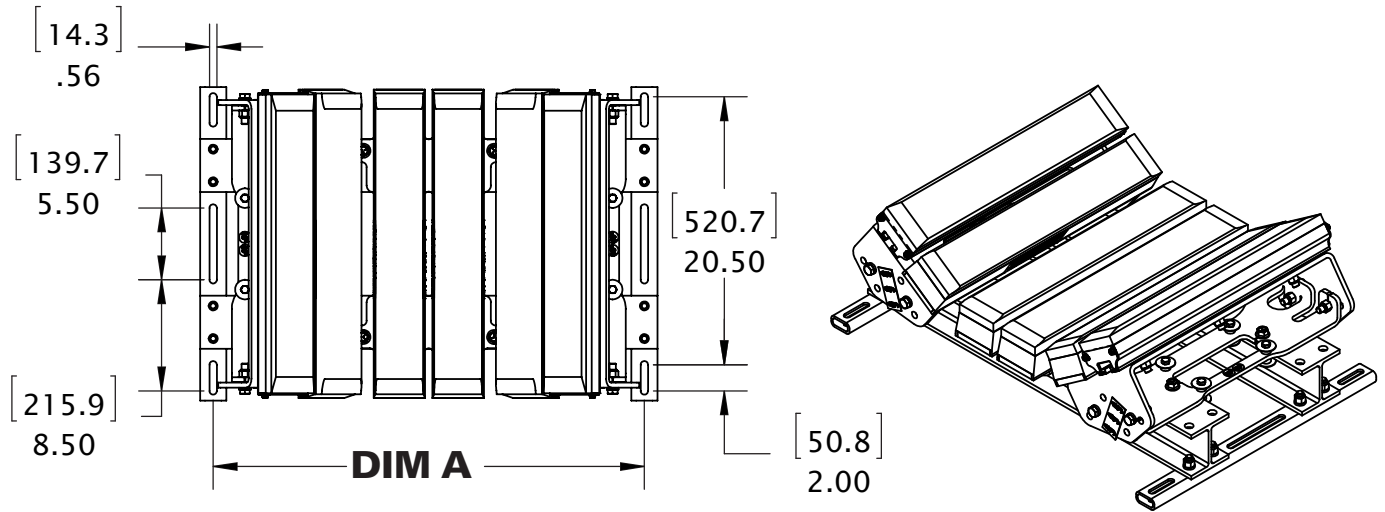
Product Notes:

- Modular design accommodates any length of load zone
- CEMA D construction
- No need to specify troughing angle—designed to adjust to 20°, 35°, 45°
- All bars feature 1" (25mm) solid UHMW
- With removal of a few bolts, the wings and center sections slide out for service

U.S. Patent No. 9,296,564

Specifications and Guidelines

MIB
Modular Impact Beds
 All Bars

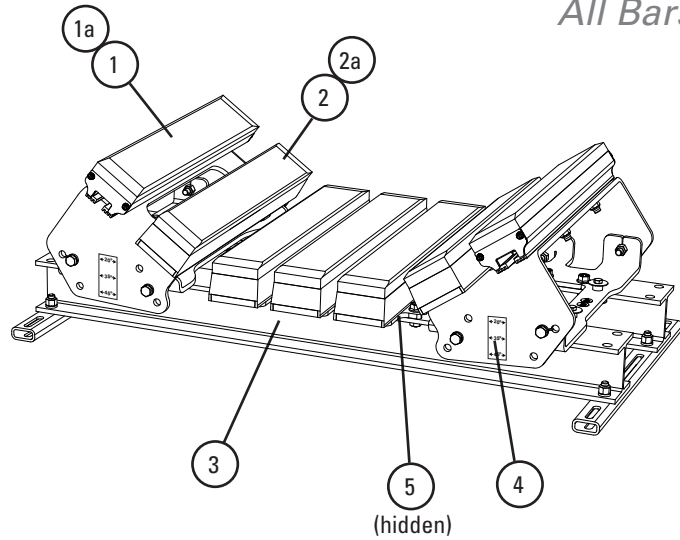


Bed Width	Dim A
24" (600mm)	33" (838.2mm)
30" (750mm)	39" (990.6mm)
36" (900mm)	45" (1143mm)
42" (1050mm)	51" (1295.4mm)
48" (1200mm)	57" (1447.8mm)
54" (1350mm)	63" (1600.2mm)
60" (1500mm)	69" (1752.6mm)
72" (1800mm)	81" (2057.4mm)

U.S. Patent No. 9,296,564

Replacement Parts List

MIB Modular Impact Beds All Bars



Replacement Parts

REF	DESCRIPTION	ORDERING NUMBER	ITEM CODE	WT. LBS.
1	Slider Bar, 2' (600mm)	SB2	79970	10.0
1a	Slider Bar with Hardware, 2' (600mm)	SB2F	79988	10.9
2	Impact Bar, 2' (600mm)	MIB2-1U	79379	19.7
2a	Impact Bar with Hardware, 2' (600mm)	MIB2-1UF	79908	20.0
3	Cross Stringer Kit 24" (600mm)*	MIB24CSK	90237	86.7
	Cross Stringer Kit 30" (750mm)*	MIB30CSK	90238	99.6
	Cross Stringer Kit 36" (900mm)*	MIB36CSK	90239	112.5
	Cross Stringer Kit 42" (1050mm)*	MIB42CSK	90240	125.4
	Cross Stringer Kit 48" (1200mm)*	MIB48CSK	90241	138.4
	Cross Stringer Kit 54" (1350mm)*	MIB54CSK	90242	153.7
	Cross Stringer Kit 60" (1500mm)*	MIB60CSK	90243	166.6
	Cross Stringer Kit 72" (1800mm)*	MIB72CSK	90244	194.7
4	Wing Plate Kit 24" (600mm)*	MIB24WPK	90245	38.9
	Wing Plate Kit 30" (750mm)*	MIB30WPK	90246	39.8
	Wing Plate Kit 36" (900mm)*	MIB36WPK	90247	49.6
	Wing Plate Kit 42" (1050mm)*	MIB42WPK	90248	59.7
	Wing Plate Kit 48" (1200mm)*	MIB48WPK	90249	62.4
	Wing Plate Kit 54" (1350mm)*	MIB54WPK	90250	83.8
	Wing Plate Kit 60" (1500mm)*	MIB60WPK	90251	86.7
5	Center Plate Kit 24" (600mm)*	MIB24CPK	90253	19.3
	Center Plate Kit 30" (750mm)*	MIB30CPK	90254	20.4
	Center Plate Kit 36" (900mm)*	MIB36CPK	90255	29.2
	Center Plate Kit 42" (1050mm)*	MIB42CPK	90256	29.9
	Center Plate Kit 48" (1200mm)*	MIB48CPK	90257	37.0
	Center Plate Kit 54" (1350mm)*	MIB54CPK	90258	38.5
	Center Plate Kit 60" (1500mm)*	MIB60CPK	90259	45.4
-	Shim Kit (incl. 4 shims)	SHIM-KITMOD	79989	11.8

*Hardware Included

Shim Requirements

IMPACT BED SIZE	CEMA C OR D, 5" (125mm) Idlers	CEMA C OR D, 6" (150mm) IDLERS
24"-36" (600-900mm)	Use (1) shim kit; Shim idler up .5" (13mm)	No shim
42"-72" (1050-1800mm)	No shim	Use (1) shim kit; Shim bed up .5" (13mm)
IMPACT BED SIZE	CEMA E, 6" (150mm) Idlers	CEMA E, 7" (175mm) IDLERS
36"-60" (900-1500mm)	Use (3) shim kits; Shim bed up 1.5" (38mm)	Use (4) shim kits; Shim bed up 2" (50mm)
72" (1800mm)	Use (4) shim kits; Shim bed up 2" (50mm)	Use (5) shim kits; Shim bed up 2.5" (64mm)

Replacement Quantities for MIB

in.		24	30	36	42	48	54	60	72
mm		600	750	900	1050	1200	1350	1500	1800
BARS REQUIRED	SLIDER	2	2	2	2	2	2	2	2
	IMPACT	4	4	5	7	8	10	11	12

U.S. Patent No. 9,296,564

NOTE: For 0.00 pricing, please contact the Chile office for quotation.

Specifications & Guidelines

It's the Structure, not the bars

It absorbs more impact to save your belt. Our exclusive Velocity Reduction Technology™ provides two levels of impact relief.

Level 1: Impact Bars first absorb impact energy. Unique Impact Bar Supports on all DRX Impact Beds allow the impact bars to function properly - expanding and absorbing more impact energy.

Level 2: On DRX200, 750 and 1500 impact beds, Isolation Mounts provide a second level of reaction force reduction, absorbing additional impact energy and minimizing transmission back to the belt. The DRX3000 Dynamic has Impact Energy Absorbers to disperse an immense amount of impact, even in extremely severe applications.

User-Friendly Slide-Out Service™

- All DRX Impact Beds separate in the middle to slide apart and out.
- Can be easily and safely converted from the run position to the service position.
- Impact bars are easy to get to for changeout. A complete changeout can be done in one or two hours.

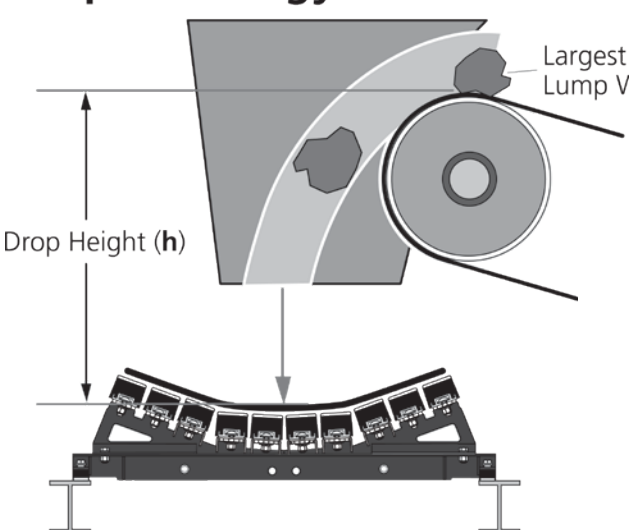
Unique Impact Bar Supports protect the impact bars from damage, extending service life. An Anti-Migratory Tab on each support secures the bar and prevents it from sliding in the direction of the belt.

Other Features and Benefits

- Uses exclusive anti-spin square washers. Allows use of carriage bolts to secure impact bars instead of expensive T bolts.

How to spec the correct impact bed for your conveyor transfer point

Impact Energy Calculation Chart



Roller Size and CEMA Rating

5" (125mm) 6" (150mm)

CEMA C D E

Belt Width _____

Troughing Angle: 20° 35°

Bed Length: 4' (1.2M) 5' (1.5M)

Impact Energy

Lump Weight (w) _____

Drop Height (h) x _____


Total = lb-ft _____ See Below

Up to 200 lb-ft (25 kg-m)—DRX200

200 to 750 lb-ft (25 to 100 kg-m)—DRX750

750 to 1500 lb-ft (100 to 200 kg-m)—DRX1500

1500 to 3000 lb-ft (200 to 400 kg-m)—DRX3000



Product Ordering Information

DRX200 Impact Beds

DRX200 CEMA D construction

BELT WIDTH		TONNAGE RATING (ton/hr)	4' (1.2 M) BEDS, 20° TROUGH			4' (1.2 M) BEDS, 35° TROUGH		
in.	mm		ORDERING NUMBER	ITEM CODE	WT. LBS.	ORDERING NUMBER	ITEM CODE	WT. LBS.
24	600	3500	DRXL-24-420	76816	260.0	DRXL-24-435	76832	260.0
30	750	3500	DRXL-30-420	76817	282.0	DRXL-30-435	76833	282.0
36	900	4100	DRXL-36-420	76818	323.0	DRXL-36-435	76834	323.0
42	1050	5200	DRXL-42-420	76819	412.0	DRXL-42-435	76835	412.0
48	1200	5800	DRXL-48-420	76820	433.0	DRXL-48-435	76836	433.0
54	1350	7000	DRXL-54-420	76821	498.0	DRXL-54-435	76837	498.0
60	1500	7600	DRXL-60-420	76822	543.0	DRXL-60-435	76838	543.0
72	1800	8100	DRXL-72-420	76823	615.0	DRXL-72-435	76839	615.0

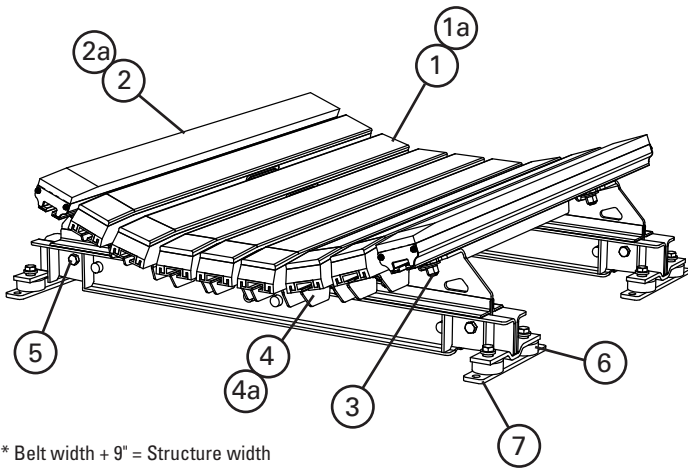
Lead time: 2 weeks

Product Notes:

- Rated for impacts up to 200 lb-ft (25 kg-m)
- Rated for belt speeds up to 1000 fpm (5m/s)
- Slide-out serviceability
- Velocity Reduction Technology provides multiple points of protection
- Alternative trough angles or picking idler profiles available by special quote

BELT WIDTH		TONNAGE RATING (ton/hr)	5' (1.5 M) BEDS, 20° TROUGH			5' (1.5 M) BEDS, 35° TROUGH		
in.	mm		ORDERING NUMBER	ITEM CODE	WT. LBS.	ORDERING NUMBER	ITEM CODE	WT. LBS.
24	600	3500	DRXL-24-520	76824	290.0	DRXL-24-535	76840	290.0
30	750	3500	DRXL-30-520	76825	311.0	DRXL-30-535	76841	311.0
36	900	4100	DRXL-36-520	76826	357.0	DRXL-36-535	76842	357.0
42	1050	5200	DRXL-42-520	76827	459.0	DRXL-42-535	76843	459.0
48	1200	5800	DRXL-48-520	76828	480.0	DRXL-48-535	76844	480.0
54	1350	7000	DRXL-54-520	76829	554.0	DRXL-54-535	76845	554.0
60	1500	7600	DRXL-60-520	76830	602.0	DRXL-60-535	76846	602.0
72	1800	8100	DRXL-72-520	76831	679.0	DRXL-72-535	76847	679.0

Lead time: 2 weeks



* Belt width + 9" = Structure width

Impact Bed Size	Cema C or D, 5" IDLERS	CEMA C or D, 6" IDLERS
DRX200: 24"- 36"	Shim idler up 1/2"	No Kits Required
DRX200: 42"- 72"	No Kits Required	Use (1) SHIM-KITL; Shim up 0.5"

Impact Bed Size	CEMA E, 6" IDLERS	CEMA E, 7" IDLERS
DRX200: 36"-60"	Use (3) SHIM-KITL; Shim up 1.5"	Use (4) SHIM-KITL; Shim up 2"
DRX200: 72"	Use (4) SHIM-KITL; Shim up 2"	Use (5) SHIM-KITL; Shim up 2.5"

Replacement Parts

REF	DESCRIPTION	ORDERING NUMBER	ITEM CODE	WT. LBS.
1	Impact Bar, 4'	IB4	76926	17.0
1a	Impact Bar, 5'	IB5	76927	21.2
2	Slider Bar, 4' (1.2M)	SB4	78789	20.0
2a	Slider Bar, 5' (1.5M)	SB5	78790	24.1
3	Impact Bar Bolt Kit incl. (1) ea 5/8" carriage bolt, square washer, flat washer, lock washer, Nylock nut	IBBK	76928	0.5
4	Impact Bar Support – L 4' incl. (1) ea bar support, carriage bolt, square washer, lock washer, Nylock nut	IBS-L4	76929	16.8
4a	Impact Bar Support – L 5' incl. (1) ea bar support, carriage bolt, square washer, lock washer, Nylock nut	IBS-L5	76930	21.0
5	Sliding Support Arm Bolt Kit incl. (2) 2" bolts, (2) lock washers, (2) Nylock nuts	ISABK-LMH	77529	2.0
6	Isolation Mount Kit	IMK	76936	3.8
7	DRX200 Shim Kit (incl. 4 shims)	SHIM-KITL	77548	13.6

Lead time: 1 working day

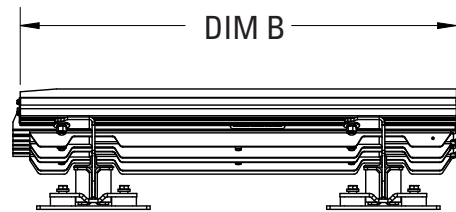
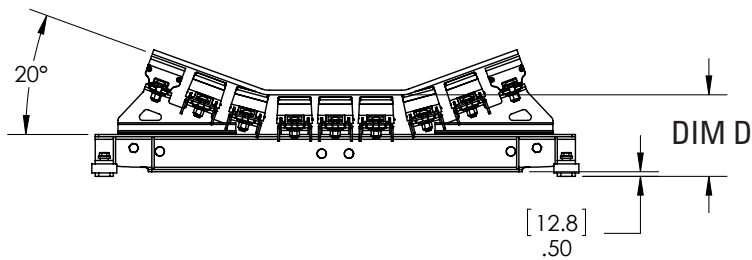
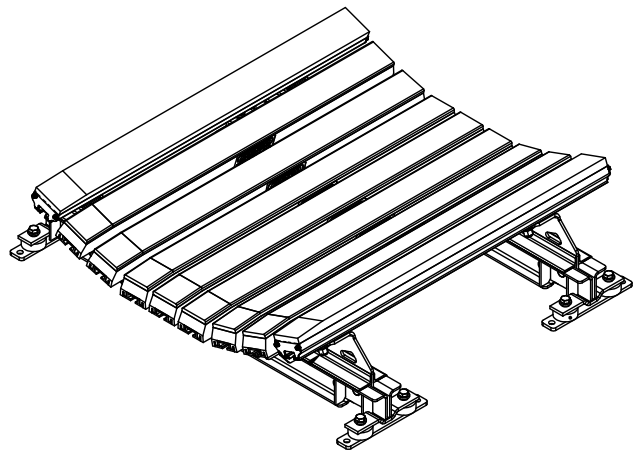
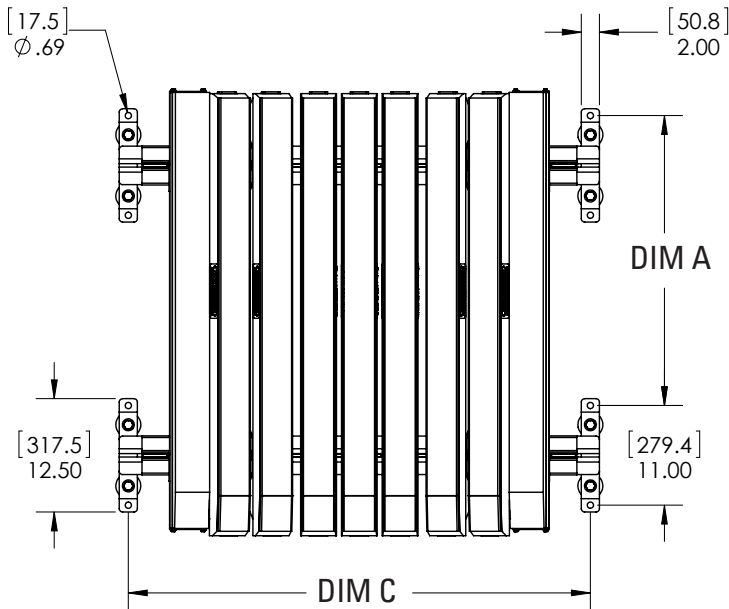
Replacement Bars, Bar Supports and Bolt Kits Required per Belt Width - DRX200

	in.	24	30	36	42	48	54	60	72
	mm	600	750	900	1050	1200	1350	1500	1800
Slider Bars Required		2	2	2	2	2	2	2	4
Impact Bars Required		4	4	5	7	8	10	11	12
Impact Bar Supports Required		4	4	5	7	8	10	11	12
Impact Bar Bolt Kits Required		16	16	19	25	28	34	37	44

U.S. Patents No. 9,296,564

Specifications and Guidelines

DRX200
Impact Beds



Bed Length 4' (1.2 M)				Bed Length 5' (1.5 M)				Bed Width		Dim C		Dim D	
Dim A		Dim B		Dim A		Dim B							
in.	mm	in.	mm	in.	mm	in.	mm	in.	mm	in.	mm	in.	mm
32	812.8	48.14	1222.8	44	1117.6	58.38	1482.9	24	600	33	838	9	229
								30	750	39	991	9	229
								36	900	45	1143	9	229
								42	1050	51	1295	9	229
								48	1200	57	1448	9	229
								54	1350	63	1600	9.25	235
								60	1500	69	1753	9.25	235
								72	1800	81	2057	9.5	241

U.S. Patents No. 9,296,564

Product Ordering Information

DRX750 Impact Beds

DRX750 CEMA D construction

BELT WIDTH		TONNAGE RATING (ton/hr)	4' (1.2 M) BEDS, 20° TROUGH			4' (1.2 M) BEDS, 35° TROUGH		
in.	mm		ORDERING NUMBER	ITEM CODE	WT. LBS.	ORDERING NUMBER	ITEM CODE	WT. LBS.
24	600	8,100	DRXM-24-420	76848	365.0	DRXM-24-435	76864	365.0
30	750	8,100	DRXM-30-420	76849	397.0	DRXM-30-435	76865	397.0
36	900	9,500	DRXM-36-420	76850	467.0	DRXM-36-435	76866	467.0
42	1050	12,200	DRXM-42-420	76851	592.0	DRXM-42-435	76867	592.0
48	1200	13,600	DRXM-48-420	76852	623.0	DRXM-48-435	76868	623.0
54	1350	16,300	DRXM-54-420	76853	704.0	DRXM-54-435	76869	704.0
60	1500	17,600	DRXM-60-420	76854	779.0	DRXM-60-435	76870	779.0
72	1800	19,000	DRXM-72-420	76855	896.0	DRXM-72-435	76871	896.0

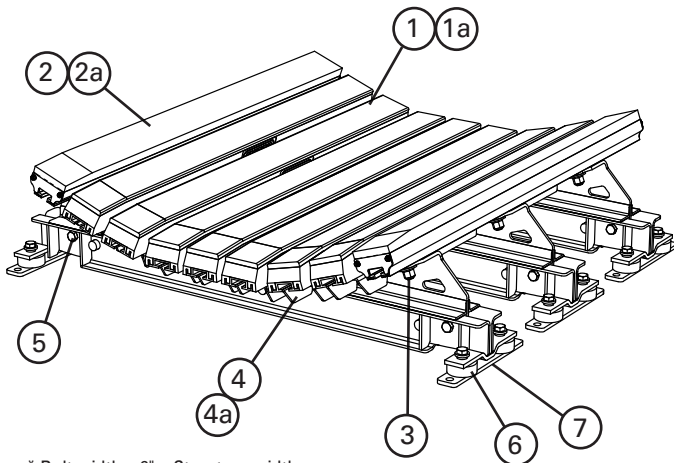
Lead time: 2 weeks

Product Notes:

- Rated for impacts up to 750 lb-ft (100 kg-m)
- Rated for belt speeds up to 1000 fpm (5m/s)
- Slide-out serviceability
- Velocity Reduction Technology provides multiple points of protection
- Alternative trough angles or picking idler profiles available by special quote

BELT WIDTH		TONNAGE RATING (ton/hr)	5' (1.5 M) BEDS, 20° TROUGH			5' (1.5 M) BEDS, 35° TROUGH		
in.	mm		ORDERING NUMBER	ITEM CODE	WT. LBS.	ORDERING NUMBER	ITEM CODE	WT. LBS.
24	600	8,100	DRXM-24-520	76856	403.0	DRXM-24-535	76872	403.0
30	750	8,100	DRXM-30-520	76857	435.0	DRXM-30-535	76873	435.0
36	900	9,500	DRXM-36-520	76858	514.0	DRXM-36-535	76874	514.0
42	1050	12,200	DRXM-42-520	76859	656.0	DRXM-42-535	76875	656.0
48	1200	13,600	DRXM-48-520	76860	687.0	DRXM-48-535	76876	687.0
54	1350	16,300	DRXM-54-520	76861	777.0	DRXM-54-535	76877	777.0
60	1500	17,600	DRXM-60-520	76862	861.0	DRXM-60-535	76878	861.0
72	1800	19,000	DRXM-72-520	76863	985.0	DRXM-72-535	76879	985.0

Lead time: 2 weeks



* Belt width + 9" = Structure width

Impact Bed Size	Cema C or D, 5" IDLERS	CEMA C or D, 6" IDLERS
DRX750: 24"- 36"	Shim idler up 1/2"	No Kits Required
DRX750: 42" - 72"	No Kits Required	Use (1) SHIM-KITM; Shim up 0.5"

Impact Bed Size	CEMA E, 6" IDLERS	CEMA E, 7" IDLERS
DRX750: 36"-60"	Use (3) SHIM-KITM; Shim up 1.5"	Use (4) SHIM-KITM; Shim up 2"
DRX750: 72"	Use (4) SHIM-KITM; Shim up 2"	Use (5) SHIM-KITM; Shim up 2.5"

Replacement Parts

REF	DESCRIPTION	ORDERING NUMBER	ITEM CODE	WT. LBS.
1	Impact Bar, 4'	IB4	76926	17.0
1a	Impact Bar, 5'	IB5	76927	21.2
2	Slider Bar, 4' (1.2M)	SB4	78789	20.0
2a	Slider Bar, 5' (1.5M)	SB5	78790	24.1
3	Impact Bar Bolt Kit (incl. (1) ea 5/8" carriage bolt, square washer, flat washer, lock washer, Nylock nut)	IBBK	76928	0.5
4	Impact Bar Support – M 4' (incl. (1) bar support, (2) ea carriage bolt, square washer, lock washer, Nylock nut)	IBS-M4	76931	16.9
4a	Impact Bar Support – M 5' (incl. (1) bar support, (2) ea carriage bolt, square washer, lock washer, Nylock nut)	IBS-M5	76932	21.2
5	Sliding Support Arm Bolt Kit (incl. (2) 2" bolts, (2) lock washers, (2) Nylock nuts)	ISABK-LMH	77529	2.0
6	Isolation Mount Kit	IMK	76936	3.8
7	DRX750 Shim Kit (incl. 6 shims)	SHIM-KITM	77549	20.4

Lead time: 1 working day

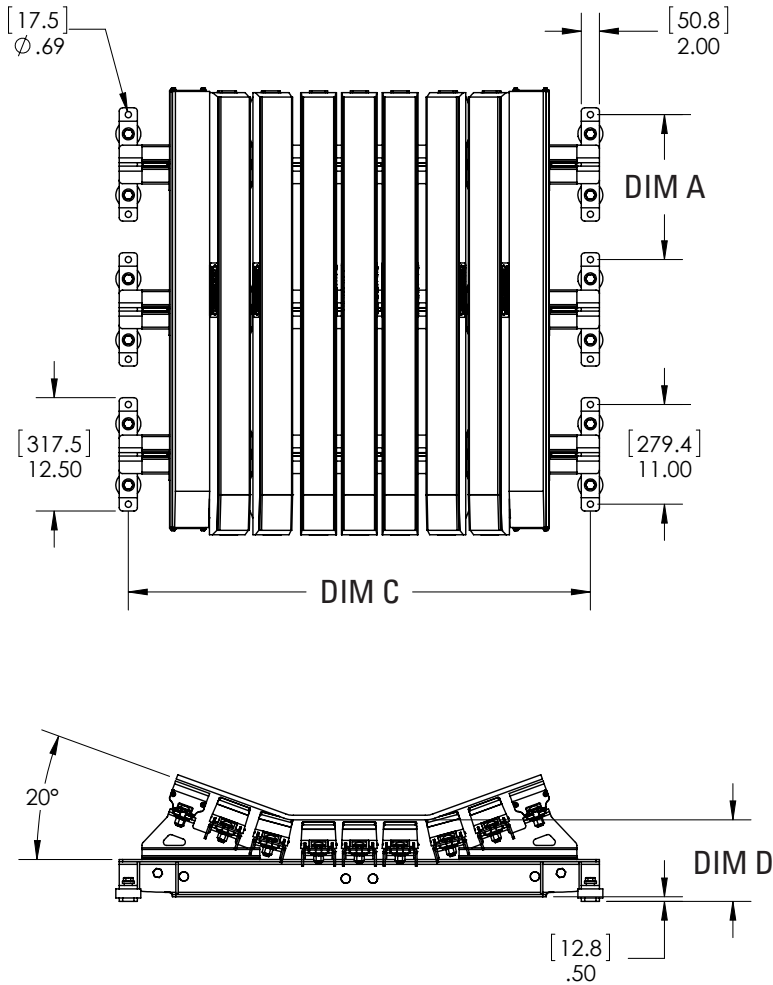
Replacement Bars, Bar Supports and Bolt Kits Required per Belt Width - DRX750

	24	30	36	42	48	54	60	72
	in.	30	36	42	48	54	60	72
	mm	750	900	1050	1200	1350	1500	1800
Slider Bars Required	2	2	2	2	2	2	2	4
Impact Bars Required	4	4	5	7	8	10	11	12
Impact Bar Supports Required	4	4	5	7	8	10	11	12
Impact Bar Bolt Kits Required	26	26	31	41	46	56	61	72

U.S. Patents No. 9,296,564

Specifications and Guidelines

DRX750
Impact Beds



Bed Length 4' (1.2 M)				Bed Length 5' (1.5 M)				Bed Width		Dim C		Dim D	
Dim A		Dim B		Dim A		Dim B							
in.	mm	in.	mm	in.	mm	in.	mm	in.	mm	in.	mm	in.	mm
16	406.4	48.14	1222.8	22	558.8	58.38	1482.9	24	600	33	838	9	229
								30	750	39	991	9	229
								36	900	45	1143	9	229
								42	1050	51	1295	9	229
								48	1200	57	1448	9	229
								54	1350	63	1600	9.25	235
								60	1500	69	1753	9.25	235
72	1800	81	2057	9.5	241								

U.S. Patents No. 9,296,564

Product Ordering Information

DRX1500 Impact Beds

DRX1500 CEMA D construction

BELT WIDTH		TONNAGE RATING (ton/hr)	4' (1.2 M) BEDS, 20° TROUGH			4' (1.2 M) BEDS, 35° TROUGH		
in.	mm		ORDERING NUMBER	ITEM CODE	WT. LBS.	ORDERING NUMBER	ITEM CODE	WT. LBS.
24	600	12,800	DRXH-24-420	76880	503.0	DRXH-24-435	76896	503.0
30	750	12,800	DRXH-30-420	76881	545.0	DRXH-30-435	76897	545.0
36	900	14,900	DRXH-36-420	76882	628.0	DRXH-36-435	76898	628.0
42	1050	19,200	DRXH-42-420	76883	806.0	DRXH-42-435	76899	806.0
48	1200	21,300	DRXH-48-420	76884	847.0	DRXH-48-435	76900	847.0
54	1350	25,600	DRXH-54-420	76885	977.0	DRXH-54-435	76901	977.0
60	1500	27,700	DRXH-60-420	76886	1,066.0	DRXH-60-435	76902	1,066.0
72	1800	29,900	DRXH-72-420	76887	1,210.0	DRXH-72-435	76903	1,210.0

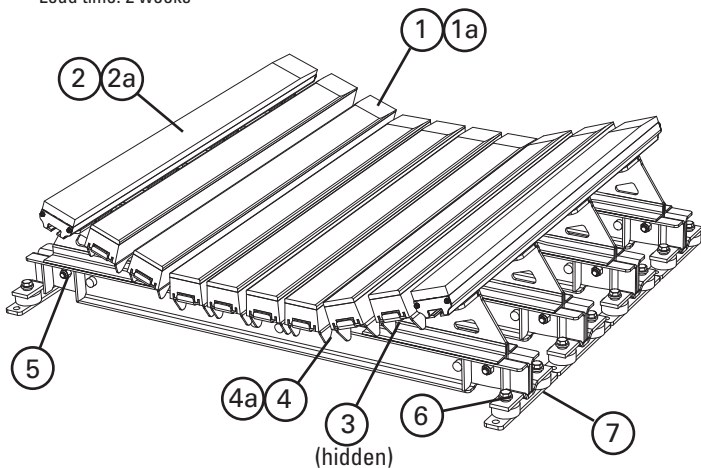
Lead time: 2 weeks

Product Notes:

- Rated for impacts up to 1500 lb-ft (200 kg-m)
- Rated for belt speeds up to 1000 fpm (5m/s)
- Slide-out serviceability
- Velocity Reduction Technology provides multiple points of protection
- Alternative trough angles or picking idler profiles available by special quote

BELT WIDTH		TONNAGE RATING (ton/hr)	5' (1.5 M) BEDS, 20° TROUGH			5' (1.5 M) BEDS, 35° TROUGH		
in.	mm		ORDERING NUMBER	ITEM CODE	WT. LBS.	ORDERING NUMBER	ITEM CODE	WT. LBS.
24	600	12,800	DRXH-24-520	76888	558.0	DRXH-24-535	76904	558.0
30	750	12,800	DRXH-30-520	76889	601.0	DRXH-30-535	76905	601.0
36	900	14,900	DRXH-36-520	76890	692.0	DRXH-36-535	76906	692.0
42	1050	19,200	DRXH-42-520	76891	896.0	DRXH-42-535	76907	896.0
48	1200	21,300	DRXH-48-520	76892	937.0	DRXH-48-535	76908	937.0
54	1350	25,600	DRXH-54-520	76893	1,084.0	DRXH-54-535	76909	1,084.0
60	1500	27,700	DRXH-60-520	76894	1,181.0	DRXH-60-535	76910	1,181.0
72	1800	29,900	DRXH-72-520	76895	1,334.0	DRXH-72-535	76911	1,334.0

Lead time: 2 weeks



* Belt width + 9" = Structure width

Impact Bed Size	Cema C or D, 5" IDLERS	CEMA C or D, 6" IDLERS
DRX1500: 24"- 36"	Shim idler up 1/2"	No Kits Required
DRX1500: 42"- 72"	No Kits Required	Use (1) SHIM-KITH; Shim up 0.5"

Impact Bed Size	CEMA E, 6" IDLERS	CEMA E, 7" IDLERS
DRX1500: 36"-60"	Use (3) SHIM-KITH; Shim up 1.5"	Use (4) SHIM-KITH; Shim up 2"
DRX1500: 72"	Use (4) SHIM-KITH; Shim up 2"	Use (5) SHIM-KITH; Shim up 2.5"

U.S. Patent No. 9.296,564

Replacement Parts

REF	DESCRIPTION	ORDERING NUMBER	ITEM CODE	WT. LBS.
1	Impact Bar, 4'	IB4	76926	17.0
2	Impact Bar, 5'	IB5	76927	21.2
3	Slider Bar, 4' (1.2M)	SB4	78789	20.0
3a	Slider Bar, 5' (1.5M)	SB5	78790	24.1
4	Impact Bar Bolt Kit incl. (1) ea 5/8" carriage bolt, square washer, flat washer, lock washer, Nylock nut	IBBK	76928	0.5
5	Impact Bar Support – H 4' incl. (1) bar support, (2) ea carriage bolt, square washer, lock washer, Nylock nut	IBS-H4	76933	16.6
6	Impact Bar Support – H 5' incl. (1) bar support, (2) ea carriage bolt, square washer, lock washer, Nylock nut	IBS-H5	76934	21.0
7	Sliding Support Arm Bolt Kit incl. (2) 2" bolts, (2) lock washers, (2) Nylock nuts	ISABK-LMH	77529	2.0
8	Isolation Mount Kit	IMK	76936	3.8
9	DRX1500 Shim Kit (incl. 8 shims)	SHIM-KITH	77550	27.2

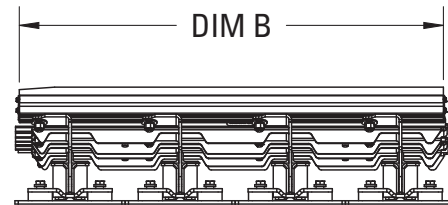
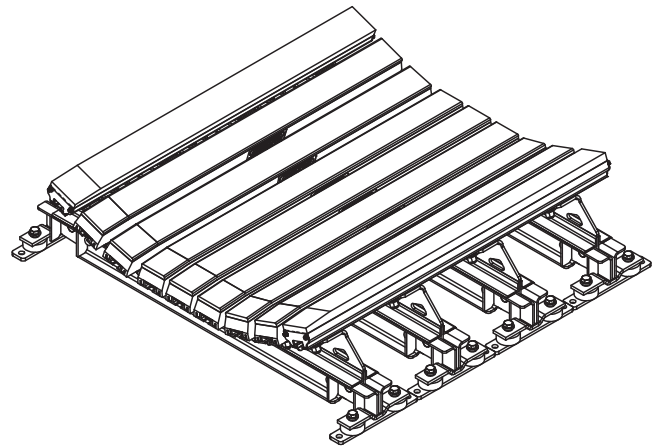
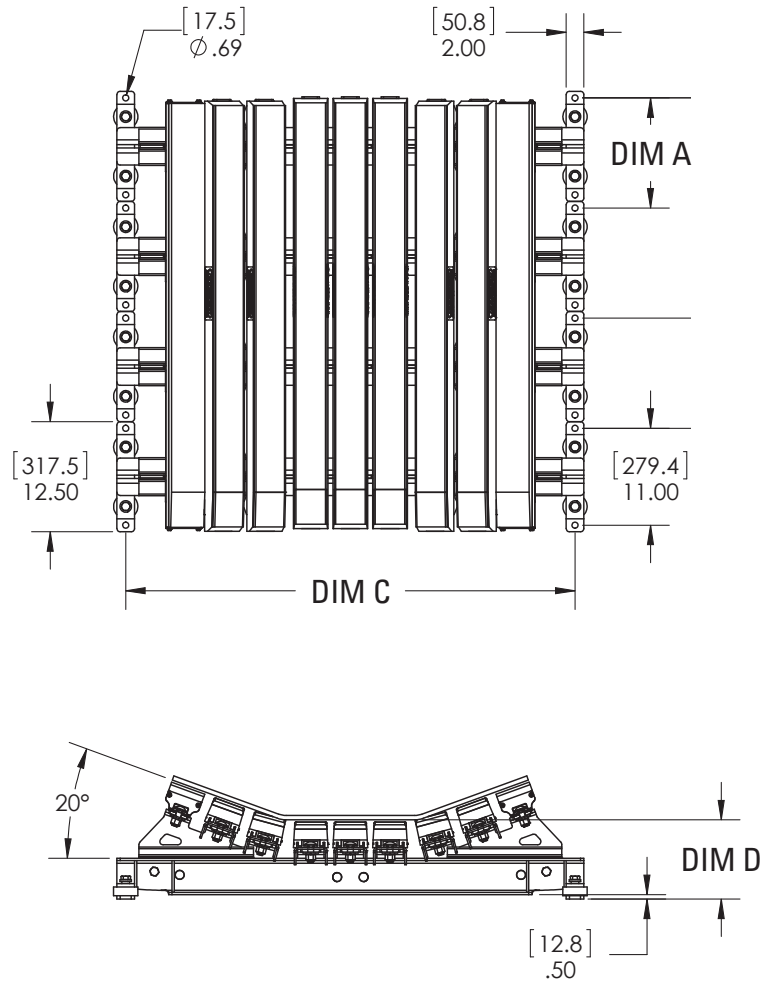
Lead time: 1 working day

Replacement Bars and Bolt Kits Required per Belt Width - DRX1500

	in.	24	30	36	42	48	54	60	72
	mm	600	750	900	1050	1200	1350	1500	1800
Slider Bars Required		2	2	2	2	2	2	2	4
Impact Bars Required		4	4	5	7	8	10	11	12
Impact Bar Supports Required		4	4	5	7	8	10	11	12
Impact Bar Bolt Kits Required		32	32	38	50	56	68	74	88

Specifications and Guidelines

DRX1500
Impact Beds



Bed Length 4' (1.2 M)				Bed Length 5' (1.5 M)				Bed Width		Dim C		Dim D	
Dim A		Dim B		Dim A		Dim B							
in.	mm	in.	mm	in.	mm	in.	mm	in.	mm	in.	mm	in.	mm
12.5	317.5	48.14	1222.8	16	406.4	58.38	1482.9	24	600	33	838	9	229
								30	750	39	991	9	229
								36	900	45	1143	9	229
								42	1050	51	1295	9	229
								48	1200	57	1448	9	229
								54	1350	63	1600	9.25	235
								60	1500	69	1753	9.25	235
								72	1800	81	2057	9.5	241

U.S. Patent No. 9,296,564

Product Ordering Information

DRX3000
Dynamic Beds

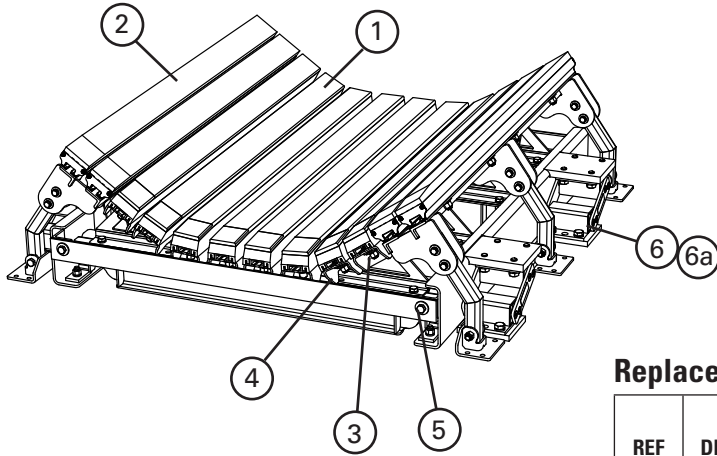
DRX3000 CEMA E construction

BELT WIDTH		TONNAGE RATING (ton/hr)	5' (1.5 M) BEDS, 20° TROUGH			5' (1.5 M) BEDS, 35° TROUGH		
in.	mm		ORDERING NUMBER	ITEM CODE	WT. LBS	ORDERING NUMBER	ITEM CODE	WT. LBS.
42	1050	28,700	DRXD-42-520	76912	1,351.0	DRXD-42-535	76919	1,351.0
48	1200	31,900	DRXD-48-520	76913	1,407.0	DRXD-48-535	76920	1,407.0
54	1350	38,300	DRXD-54-520	76914	1,568.0	DRXD-54-535	76921	1,568.0
60	1500	41,500	DRXD-60-520	76915	1,676.0	DRXD-60-535	76922	1,676.0
72	1800	44,700	DRXD-72-520	76916	2,098.0	DRXD-72-535	76923	2,098.0
84	2100	51,100	DRXD-84-520	76917	2,261.0	DRXD-84-535	76924	2,261.0
96	2400	63,900	DRXD-96-520	76918	2,609.0	DRXD-96-535	76925	2,609.0

Lead time: 4 weeks

Product Notes:

- For extreme impact applications up to 3000 lb-ft (lump size x drop height).
- Rated for belt speeds up to 1000 fpm (5m/s)
- Impact Energy Absorbers compress up to 3" (75mm) to absorb extreme impact energy to minimize damaging forces and protect the belt.
- Alternative trough angles or picking idler profiles available by special quote



Replacement Parts

REF	DESCRIPTION	ORDERING NUMBER	ITEM CODE	WT. LBS.
1	Impact Bar, 5' (1/2" UHMW)	IB5	76927	21.2
2	Slider Bar, 5' (1.5M)	SB5	78790	24.1
3	Impact Bar Bolt Kit incl. (1) ea 5/8" carriage bolt, square washer, flat washer, lock washer, Nylock nut	IBBK	76928	0.5
4	Impact Bar Support - D 5' incl. (1) bar support, (2) ea carriage bolt, square washer, lock washer, Nylock nut	IBS-D5	77530	21.0
5	Sliding Support Arm Bolt Kit incl. (4) 1-1/2" bolts, (2) 2" bolts, (6) lock washers, (6) Nylock nuts	ISABK	76935	2.0
6	Impact Energy Absorber 42-60	IEA-42-60	76937	42.0
6a	Impact Energy Absorber 72-96	IEA-72-96	76938	66.0

Lead time: 1 working day

* Belt width + 9" = Structure width

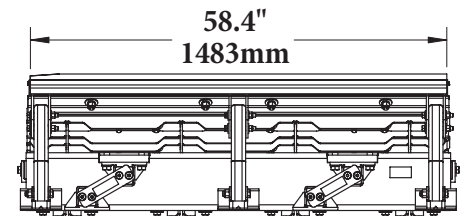
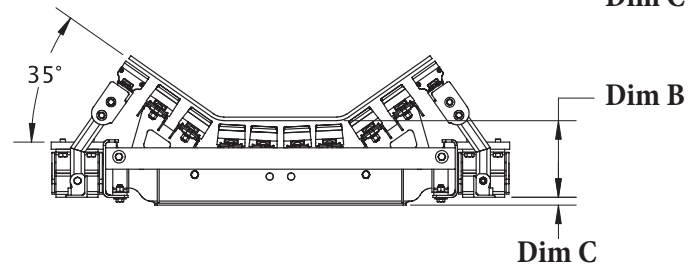
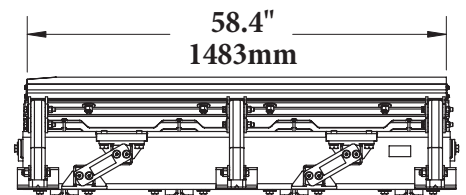
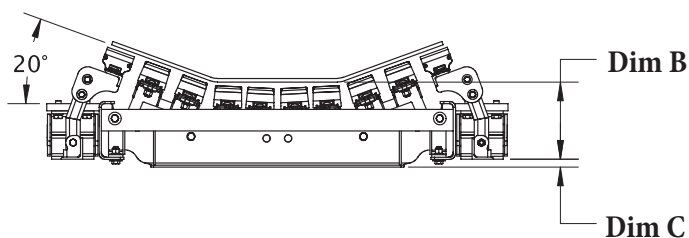
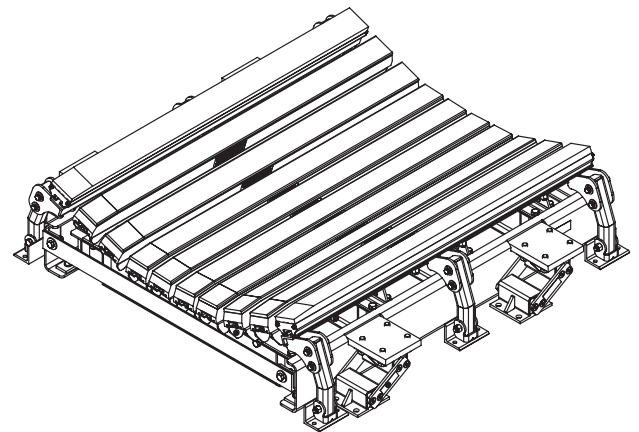
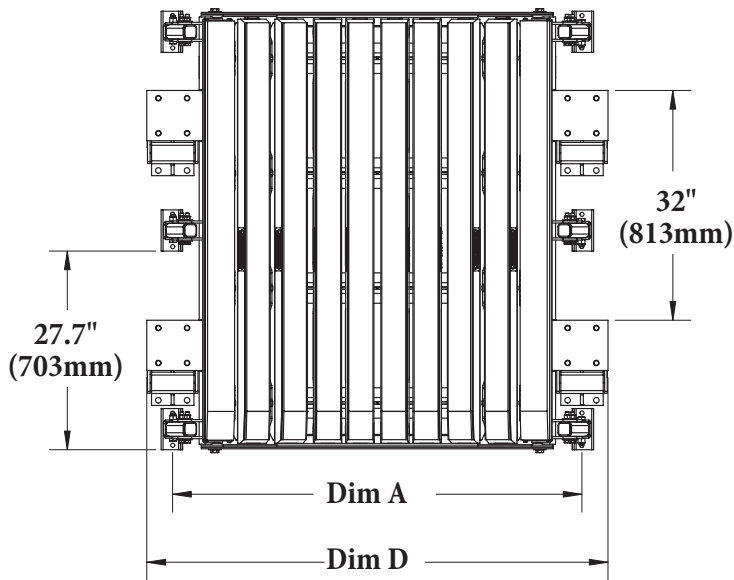
Replacement Bars and Bolt Kits Required per Belt Width - DRX3000

in.	42	48	54	60	72	84	96
mm	1050	1200	1350	1500	1800	2100	2400
Slider Bars Required	2	2	4	4	4	4	4
Impact Bars Required	8	8	8	9	12	12	16
Impact Bar Supports Required	8	8	8	9	12	12	16
Impact Bar Bolt Kits Required	56	56	64	70	88	88	112

U.S. Patents No. 9,296,564; 7,815,040

Specifications and Guidelines

DRX3000 Dynamic Beds



Bed Width		Dim A		Dim B		Dim C		Dim D	
in.	mm	in.	mm	in.	mm	in.	mm	in.	mm
42	1050	51	1295.4	10.75	273	1.09	27.7	58.25	1479.6
48	1200	57	1447.8	10.75	273	1.09	27.7	64.25	1632.0
54	1350	63	1600.2	10.75	273	1.09	27.7	70.25	1784.4
60	1500	69	1752.6	10.75	273	1.09	27.7	76.25	1936.8
72	1800	81	2057.4	11.50	292.1	1.15	29.1	90.25	2292.4
84	2100	93	2362.2	11.75	298.5	1.15	29.1	102.25	2597.2
96	2400	105	2667.0	11.75	298.5	1.15	29.1	114.25	2902.0

U.S. Patents No. 9,296,564; 7,815,040

Product Ordering Information

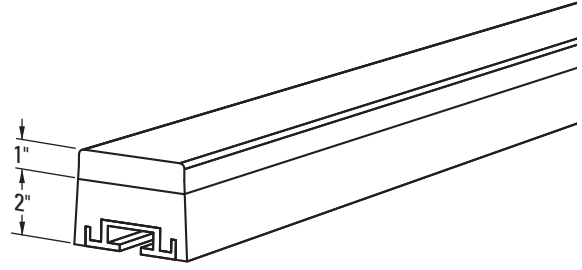
DRX™ Impact Beds Optional Parts and Tools

Impact Bars with 1" UHMW

For impact beds that have heavy abrasive wear on the impact bars.

DESCRIPTION	ORDERING NUMBER	ITEM CODE	WT. LBS.
4' Impact Bar with 1" UHMW	IB4-1U	76965	17.0
5' Impact Bar with 1" UHMW	IB5-1U	76966	21.2

Lead time: 1 working day



Impact Bar with 1" UHMW Cover

Impact Bar Bolt Kit for Other OEM Impact Beds*

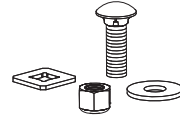
1/2" carriage bolt, square washer, flat washer and Nylock nut to mount DRX Impact Bars on other OEM beds that use 1/2" T-bolts.

Count cross stringers on OEM bed (example: 3 cross stringers require 3 Bolt Kits per impact bar)

DESCRIPTION	ORDERING NUMBER	ITEM CODE	WT. LBS.
OEM Impact Bar Bolt Kit	OIBBK	76950	0.5

*Kit includes 1 ea. bolt, square washer, flat washer and Nylock nut.

Lead time: 1 working day



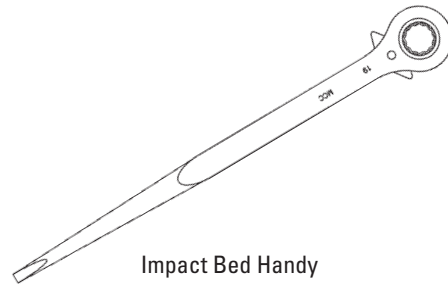
Optional Impact Bar Bolt Kit

Impact Bed Handy Wrench

A ratcheting wrench with 2 common socket sizes: 3/4" & 15/16" (19mm & 24mm) for installation and maintenance of impact beds.

DESCRIPTION	ORDERING NUMBER	ITEM CODE	WT. LBS.
Impact Bed Handy Wrench	HW-IMPB	76939	1.6

Lead time: 1 working day



Impact Bed Handy Wrench

Selection Guidelines


Belt Tracking Products

MODEL	APPLICATION RANGE
Belt Positioner™	Return side only, 800 PIW max tension on Small, Medium and Large; 1200 PIW max tension on Extra Large. Also works on reversing belts.
PTEZ™	Medium-duty belts up to 1600 PIW max tension. Also works on reversing belts. Belt width 18" – 48" (450 – 1200mm).
PT Smart™	Medium-duty belts up to 1600 PIW max tension. Belt width 42" – 84" (1050 – 2100mm). Belt thickness 1" (25mm) maximum.
HD PTEZ™	Medium-duty belts up to 2400 PIW max tension. Belt widths + 9" (225mm) idler. Belt thickness 1" (25mm) maximum. Also works on reversing belts.
PT Max™	Heavy-duty belts up to 3000 PIW max Generally 3/4" – 1" thick (19mm – 25mm) Belt width 24" – 60" (600 – 1500mm)
HD PT Max™	Heavy-duty belts up to 6000 PIW max tension. Belt width 54" – 84" (1350 – 2100mm)

Belt Positioner™




PTEZ™




PT Smart™
Standard



HD PTEZ™



PT Max™
Top Side



PT Max™
Return Side



Conveyor Criteria	Belt Positioner™	PTEZ™	Heavy Duty PTEZ™	PT Smart™	PT Max™	Heavy Duty PT Max™	Super Duty PT Max™
Top side mistracking	No	No	No	No	Yes	Yes	Yes
Return side mistracking	Yes	Yes	Yes	Yes	Yes	Yes	Yes
Reversing	Yes	Yes	Yes	No	No	No	No
Belt mistracking to one side	Better	Better	Better	Better	Better	Better	Better
Belt mistracking to both sides	Acceptable	Better	Better	Best	Best	Best	Best
Inconsistent tracking problem	Good	Better	Better	Best	Best	Best	Best
Belt is cupped (heavy)	Best †	Better ‡	Better ‡	Better	Better	Better	Better
Belt has edge damage	Best	Best	Best	Good	Good	Good	Good
Ease of Installation	Best	Better	Better	Good	Good	Good	Good
Belt has low running tension (150-300 PIW)	Good	Good	Good	Good	Good	N/A	N/A
Belt has medium running tension (300-1600 PIW)	Better	Better	Better	Better	Best	Best	Best
Belt has high running tension (1600+ PIW)	N/A	N/A	N/A	N/A	Better	Best	Best
Approx. "upstream" effect*Δ	50' (15 M)	20' (6 M)	20' (6 M)	20' (6 M)	50' (15 M)	50' (15 M)	50' (15 M)
Approx. "downstream" effect*Δ	50' (15 M)	100' – 120' (30 – 36 M)	100' – 120' (30 – 36 M)	120' – 150' (36 – 45 M)	150' – 200' (45 – 61 M)	150' – 200' (45 – 61 M)	150' – 200' (45 – 61 M)

† Installed on the clean side of the return belt

* Typical results; actual results may vary

Δ Disc idlers have the potential to reduce these numbers

U.S. Patents No. 9,296,564; 7,815,040

Product Ordering Information

Belt Positioner™



Belt Positioners with Rubber Rollers

SIZE	BELT WIDTH (Min-Max)		POSITIONER WIDTH (Min-Max)		ORDERING NUMBER	ITEM CODE	WT. LBS.
	in.	mm	in.	mm			
Small	18-24	450-600	24-34	600-850	RBP1R-S	90646	60.5
Medium	30-48	750-1200	34-56	850-1400	RBP1R-M	90647	73.5
Large	54-72	1350-1800	56-83	1400-2075	RBP1R-L	90648	94.0
Extra Large	72-96	1800-2400	72-120	1800-3000	RBP1R-XL	90649	182.0

Lead time: 1 working day

Belt Positioners with Steel Rollers

SIZE	BELT WIDTH (Min-Max)		POSITIONER WIDTH (Min-Max)		ORDERING NUMBER	ITEM CODE	WT. LBS.
	in.	mm	in.	mm			
Small	18-24	450-600	24-34	600-850	RBP1S-S	74558	69.8
Medium	30-48	750-1200	34-56	850-1400	RBP1S-M	74559	84.6
Large	54-72	1350-1800	56-83	1400-2075	RBP1S-L	74560	109.5
Extra Large	72-96	1800-2400	72-120	1800-3000	RBP1S-XL	74561	199.6

Lead time: 1 working day

Use next larger size for belt widths between ranges.

NOTE: Idler Rollers on sizes S, M and L are 5" (125mm) diameter and rated CEMA D.
Idler Rollers on the XL size are 6" (150mm) diameter and rated CEMA E.

Product Notes:

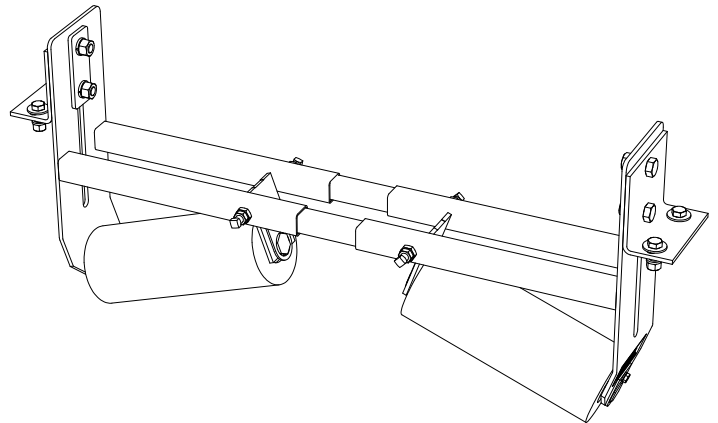
- The Positioner should be centered between two standard return rollers. For general applications – standard belts up to 72" (1800mm): position the unit no closer than 3' (.9M) to a return roller and no farther than 6' (1.8M).
- Works on the return side of the conveyor using simple angled rollers mounted in a fixed position to quickly and continuously funnel the belt into the correct path.
- A "quick fix" solution for belts that consistently wander to one side.
- Typically installed before the tail pulley to keep the belt centered at the critical loading point. Center loading is the key to solving many top side tracking problems.
- Idler rollers make smooth contact with the return belt's bottom cover, eliminating excessive wear and damage to the belt's edges.
- Has no pivoting mechanism to freeze up and cause the unit to stop working.
- Once installed, no further adjustment is required.

Specifications & Guidelines

Belt Width Specifications

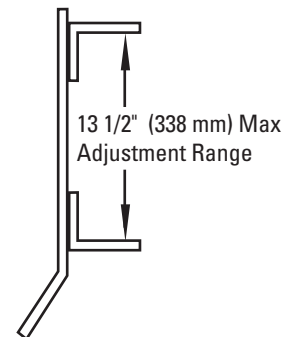
SIZE	BELT WIDTH (Min-Max)		POSITIONER WIDTH (Min-Max)	
	in.	mm	in.	mm
Small	18-24	450-600	24-34	600-850
Medium	30-48	750-1200	34-56	850-1400
Large	54-72	1350-1800	56-83	1400-2075
Extra Large	72-96	1800-2400	72-120	1800-3000

Use next larger size for belt widths between ranges.



Application Guidelines

- Belt Splice Mechanically Fastened/Vulcanized
- Belt Speed 1000 FPM (5M/sec)
- Belt Direction Reversing



Roller Specifications

SPECIFICATION	Rubber	Steel
Material	STEEL and 3/8" RUBBER	STEEL
Durometer	60	N/A
Rating	CEMA D (XL is CEMA E)	CEMA D (XL is CEMA E)
Bearings	6305 Sealed Ball Bearing	6305 Sealed Ball Bearing
Shaft Diameter	1" (25mm)	1" (25mm)
Wall Thickness	9 Gauge (.148) (XL - 1/4")	9 Gauge (.148) (XL - 1/4")
Specific Gravity	Over 1	Over 1
Working Temperature	-4° to 220° F	-4° to 220° F
	-20° to 104° C	-20° to 104° C
Grease & Chemical Resistance	Good	Good
Sticky Material Performance	Excellent	Good

Roller Dimensions

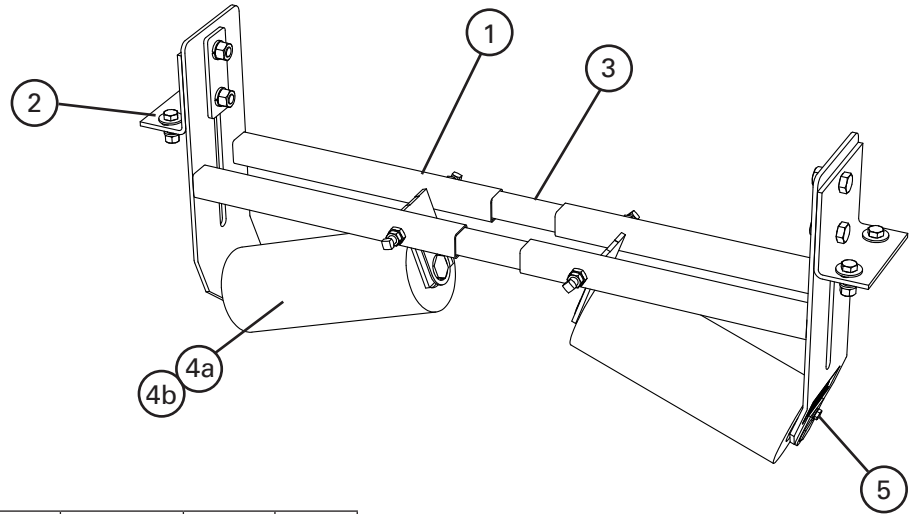
SIZE	LENGTH		DIAMETER	
	in.	mm	in.	mm
Small	9	225	5	125
Medium	13	325	5	125
Large	19	475	5	125
Extra Large	21	525	6	150

Product Notes:

- Optimal location: no closer than 3' (.9M) and no further than 6' (1.8M) from a return roller.
- All rollers are "sealed for life". No regreasing maintenance is required.
- MSHA approved.

Replacement Parts List

Belt Positioner™



Replacement Parts

REF	DESCRIPTION	BELT WIDTH (Min-Max)		ORDERING NUMBER	ITEM CODE	WT. LBS.
		in.	mm			
1	Small Frame Kit* (1 ea.)	18-24	450-600	RBPFK-S	75522	12.5
	Medium Frame Kit* (1 ea.)	30-48	750-1200	RBPFK-M	75523	14.5
	Large Frame Kit* (1 ea.)	54-72	1350-1800	RBPFK-L	75524	19.5
	Extra Large Frame Kit* (1 ea.)	72-96	1800-2400	RBPFK-XL	75525	28.5
2	Mounting Bracket Kit* (1 ea.)			RBPMBK	75526	6.0
3	Small Inner Tube (1 ea.)	18-24	450-600	RBPIT-S	75527	3.0
	Medium Inner Tube (1 ea.)	30-48	750-1200	RBPIT-M	75528	4.5
	Large Inner Tube (1 ea.)	54-72	1350-1800	RBPIT-L	75529	6.5
	Extra Large Inner Tube (1 ea.)	72-96	1800-2400	RBPIT-XL	75530	9.0

* Hardware included

Lead time: 1 working day

Replacement Rollers

REF	DESCRIPTION	ORDERING NUMBER	ITEM CODE	WT. LBS.
4a	Small Rubber Roller	RBPRR-S	90650	7.9
	Medium Rubber Roller	RBPRR-M	90651	11.0
	Large Rubber Roller	RBPRR-L	90652	15.5
	Extra Large Rubber Roller	RBPRR-XL	90653	27.8
4b	Small Steel Roller	RBPSR-S	74562	12.2
	Medium Steel Roller	RBPSR-M	74563	16.5
	Large Steel Roller	RBPSR-L	74564	23.2
	Extra Large Steel Roller	RBPSR-XL	74565	36.6
5	Roller Retainer Kit*	RBPRET	73163	0.5

Idler rollers on sizes S, M and L are 5" (125mm) diameter and rated CEMA D.

Idler rollers on the XL size are 6" (150mm) diameter and rated CEMA E.

*Roller Retainer Kit not required for XL rollers (SDX style).

Lead time: 1 working day

Product Ordering Information

PTEZ™
Belt Trainer

PTEZ™ Belt Trainer

BELT WIDTH		ORDERING NUMBER	ITEM CODE	WT. LBS.
in.	mm			
18	450	PTEZ-18	90265	120.0
24	600	PTEZ-24	90266	130.0
30	750	PTEZ-30	90267	140.0
36	900	PTEZ-36	90268	150.0
42	1050	PTEZ-42	90269	160.0
48	1200	PTEZ-48	90270	170.0

Lead time: 1 working day



HD PTEZ™ Belt Trainer

BELT WIDTH		ORDERING NUMBER	ITEM CODE	WT. LBS.
in.	mm			
42	1050	PTEZHD-42/1050	90616	228.0
48	1200	PTEZHD-48/1200	90617	252.0
54	1350	PTEZHD-54/1350	90618	277.0
56	1400	PTEZHD-56/1400	90795	285.0
60	1500	PTEZHD-60/1500	90619	301.0
64	1600	PTEZHD-64/1600	90796	317.0
72	1800	PTEZHD-72/1800	90620	349.0
80	2000	PTEZHD-80/2000	90797	382.0
84	2100	PTEZHD-84/2100	90621	398.0

Lead time: 1 working day

HD PTEZ™ UG Belt Trainer

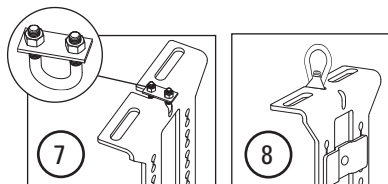
BELT WIDTH		ORDERING NUMBER	ITEM CODE	WT. LBS.
in.	mm			
42	1050	PTEZHD-42/1050-UG	90798	230.0
48	1200	PTEZHD-48/1200-UG	90799	254.0
54	1350	PTEZHD-54/1350-UG	90800	279.0
60	1500	PTEZHD-60/1500-UG	90801	303.0
72	1800	PTEZHD-72/1800-UG	90802	351.0

Lead time: 1 working day

Product Notes:

- Simple adjustable mounting brackets ensure quick and accurate installation.
- Urethane roller cover ensures long-lasting performance.
- Works in multiple applications, yet economical. Single-direction and reversing belts. Wet or dry conditions. Belts with edge damage or wear. Belts mistracking to one or both sides.
- Easy ordering and installation. Enhanced to meet instant demands for training solutions, the PTEZ is available on a one-working-day lead time. The simple brackets and component construction also ensure a quick and easy installation.
- Uses tapered and patterned roller to activate the trainer movement. Pivot influences direction while Tilt increases the tension on the mistracked side – the result is two forces quickly moving the belt back to center.
- Works with mechanically fastened or vulcanized belts.

Replacement Parts List

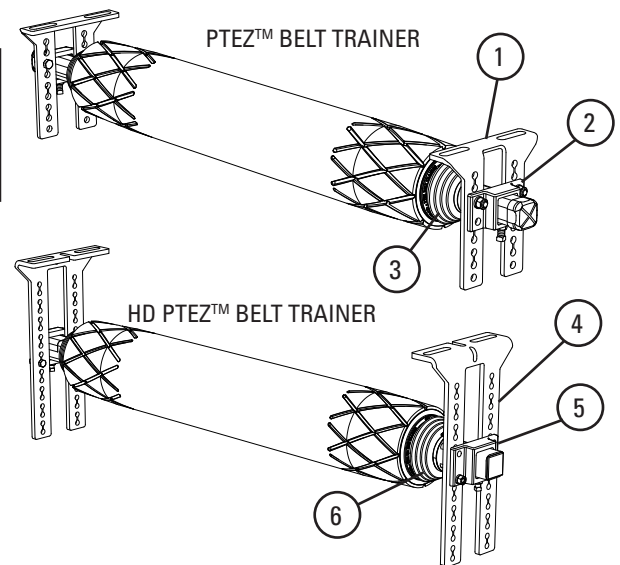


PTEZ™ Replacement Parts

REF	DESCRIPTION	ORDERING NUMBER	ITEM CODE	WT. LBS.
1	PTEZ Mounting Bracket Kit (2 ea.)	PTEZMB	90351	8.0
2	PTEZ Pole Bracket Kit (2 ea.)	PTEZPB	90352	6.0
3	PTEZ Dust Cover Kit (2 ea.)	PTEZDC	90353	1.0
4	PTEZ HD Mount Bracket Kit (2 ea.)	PTEZHD-MBK	90803	19.0
5	PTEZ HD Pole Bracket Kit (2 ea.)	PTEZHD-PBK	90804	8.0
6	PTEZ HD Dust Cover Kit (2 ea.)	PTEZHD-DCK	90805	1.0
7	PTEZ HD Wire Rope Bolt Kit (2 ea.)	PTEZHD-WRBK	90806	1.0
8	PTEZ HD J Bolt Bracket Kit (2 ea.)	PTEZHD-JBBK	90807	2.0

Lead time: 1 working day

*Bracket set for 1 roller

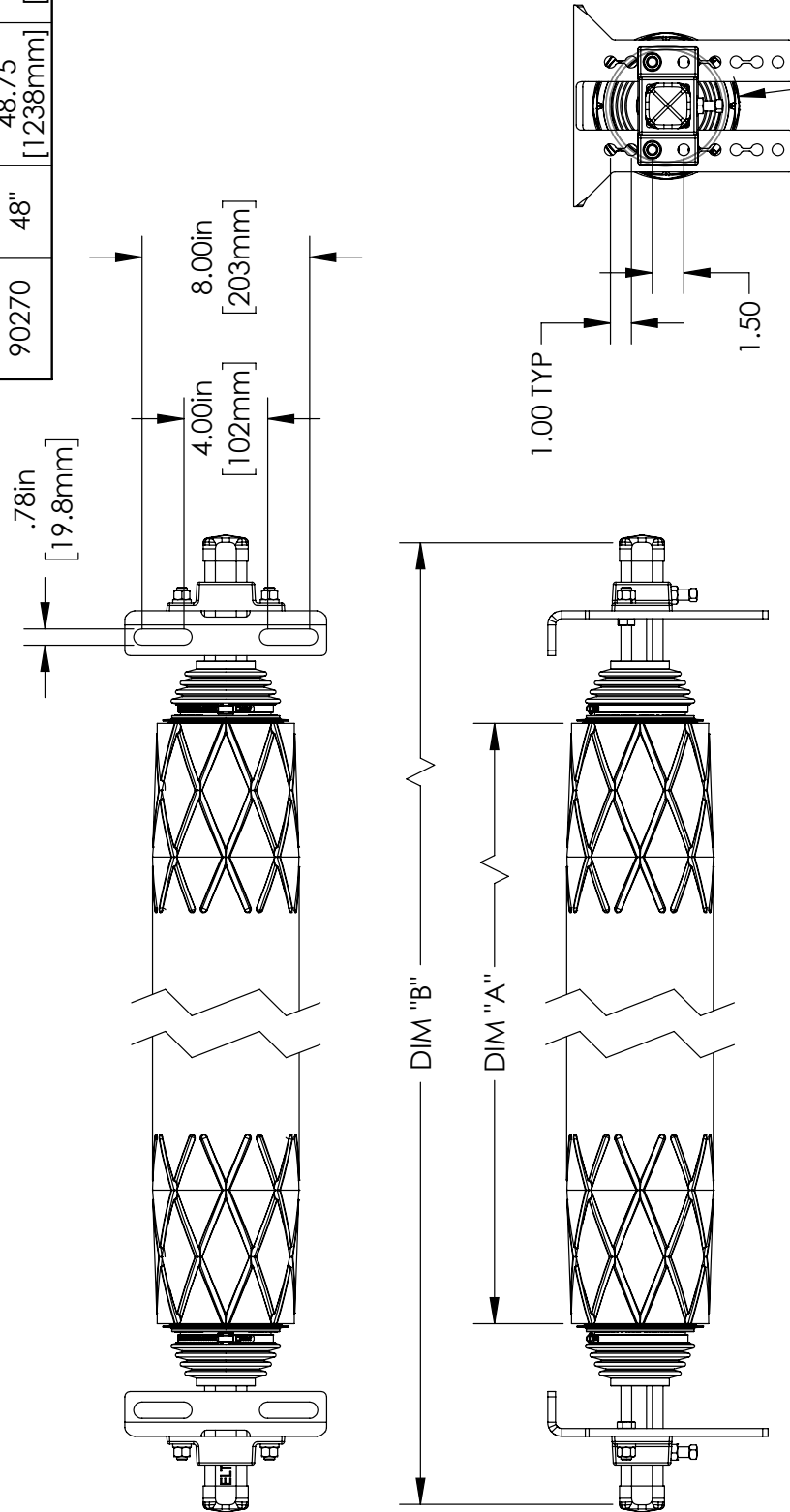


U.S. Patent No. 9,884,730

Specifications & Guidelines

PTEZ™
Belt Trainer

PART NUMBER	BELT WIDTH	DIM "A"	DIM "B"
90265	18"	18.75" [476mm]	36" [914mm]
90266	24"	24.75" [629mm]	42" [1067mm]
90267	30"	30.75" [781mm]	48" [1219mm]
90268	36"	36.75" [933mm]	54" [1372mm]
90269	42"	42.75" [1086mm]	60" [1524mm]
90270	48"	48.75" [1238mm]	66" [1676mm]

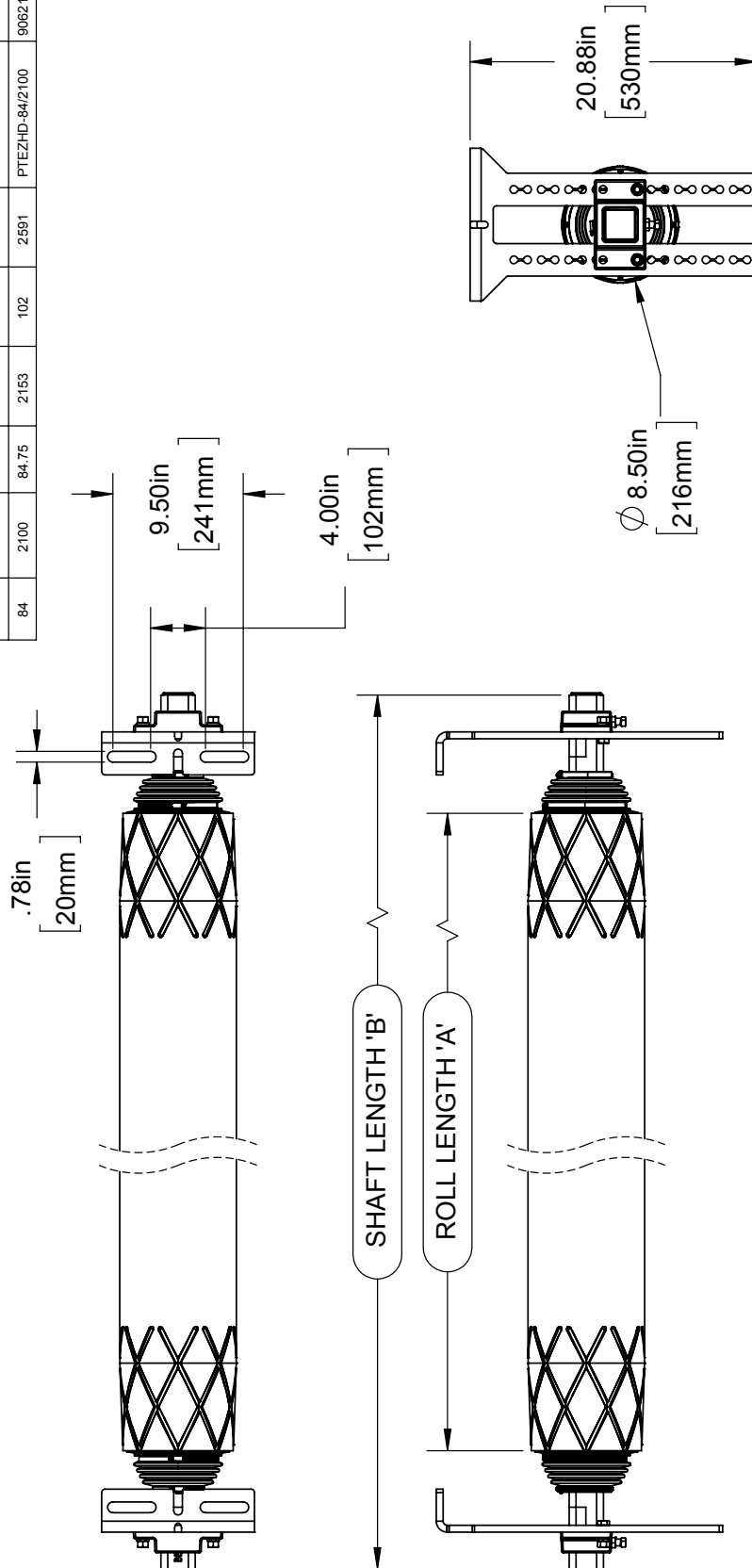


U.S. Patent No. 9,884,730

Specifications & Guidelines

HD PTEZ™
Belt Trainer

SPECIFICATIONS					ITEM CODE
BELT WIDTH (in)	ROLL LENGTH 'A' (in)	SHAFT LENGTH 'B' (in)	ORDERING NUMBER	ITEM CODE	
42	42.75	60	PTEZHD-42/1050	90616	
48	48.75	66	PTEZHD-48/1200	90617	
54	54.75	72	PTEZHD-54/1350	90618	
56	56.75	74	PTEZHD-56/1400	90795	
60	60.75	78	PTEZHD-60/1500	90619	
64	64.75	82	PTEZHD-64/1600	90796	
72	72.75	90	PTEZHD-72/1800	90620	
80	80.75	98	PTEZHD-80/2000	90797	
84	84.75	102	PTEZHD-84/2100	90621	

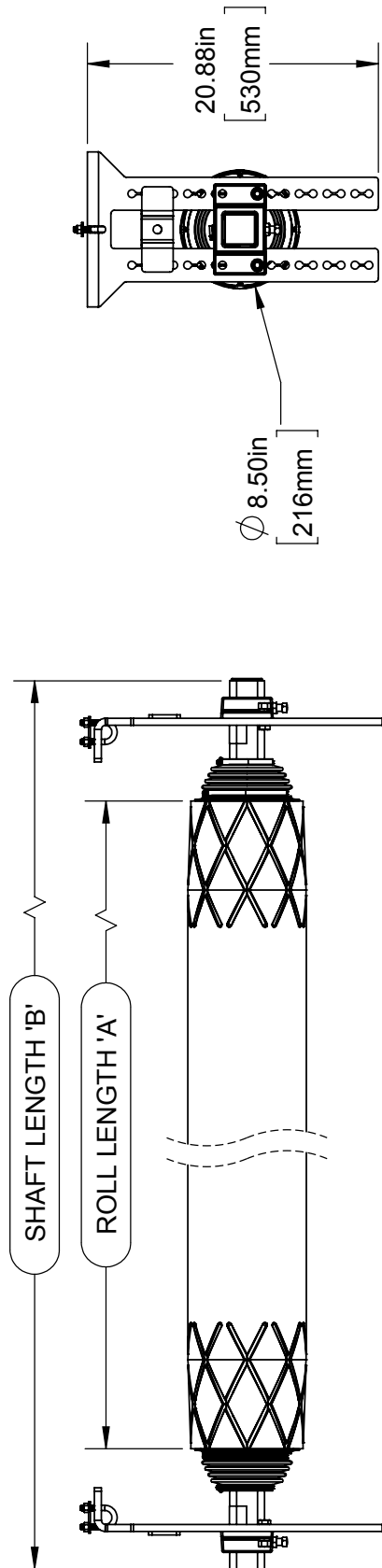
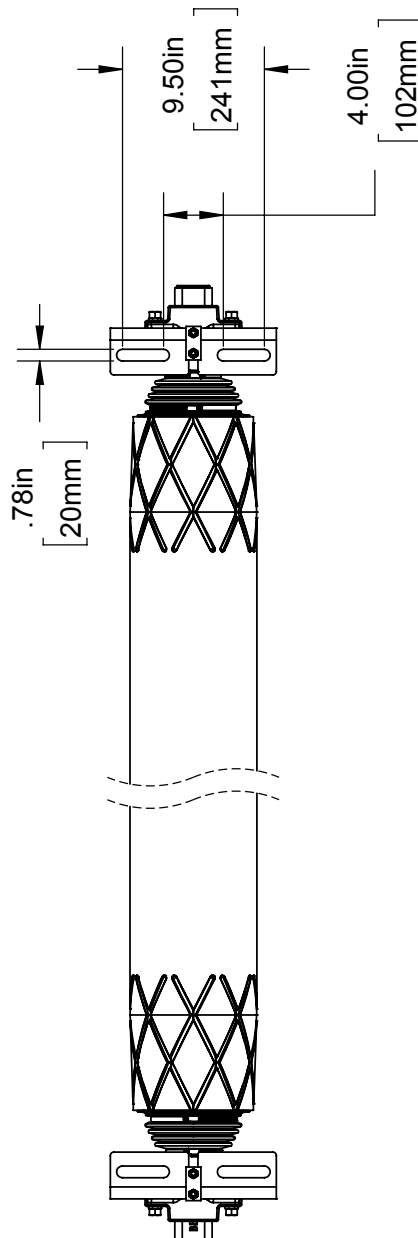


U.S. Patent No. 9,884,730

Specifications & Guidelines

HD PTEZ™ Underground Belt Trainer


SPECIFICATIONS					
BELT WIDTH (in)	ROLL LENGTH 'A' (in)	ROLL LENGTH 'A' (mm)	SHAFT LENGTH 'B' (in)	SHAFT LENGTH 'B' (mm)	ITEM CODE
42	42.75	1086	60	1524	90798
48	48.75	1238	66	1676	90799
54	54.75	1391	72	1829	90800
60	60.75	1543	78	1981	90801
72	72.75	1848	90	2286	90802



U.S. Patent No. 9,884,730

Product Ordering Information

**PT Smart™
Belt Trainer**



PT SMART™ STANDARD
BELT TRAINER
(Roller Included)

PT Smart™ Belt Trainer

BELT TRAINER COMPLETE					REPLACEMENT ROLLERS		
BELT WIDTH		ORDERING NUMBER	ITEM CODE	WT. LBS.	ORDERING NUMBER	ITEM CODE	WT. LBS.
in.	mm						
18	450	PTS-18R	77664	121.0	PTS-RR21	77680	22.0
24	600	PTS-24R	77665	141.0	PTS-RR27	77681	27.0
30	750	PTS-30R	77666	154.0	PTS-RR33	77682	32.2
36	900	PTS-36R	77667	169.0	PTS-RR39	77683	36.0
42	1050	PTS-42R	77668	186.0	PTS-RR45	77684	41.5
48	1200	PTS-48R	77669	197.0	PTS-RR51	77685	45.0
54	1350	PTS-54R	77670	210.0	PTS-RR57	77686	47.5
60	1500	PTS-60R	77671	224.0	PTS-RR63	77687	53.0
72	1800	PTS-72R	77672	242.0	PTS-RR75	77689	57.0

Lead time: 1 working day



PT SMART™
UNDERGROUND STRUCTURE
BELT TRAINER
(Roller Included)

PT Smart™ Underground Structure Belt Trainer

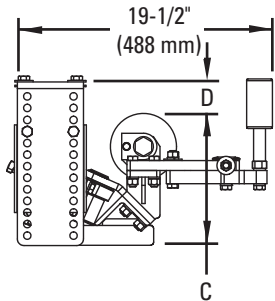
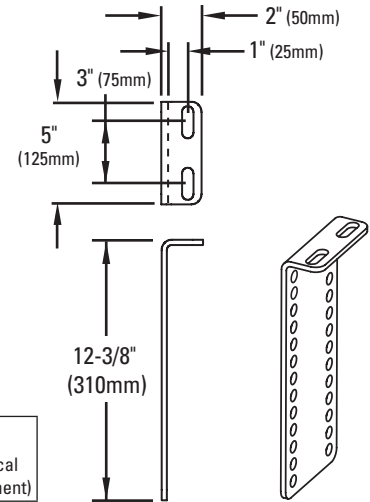
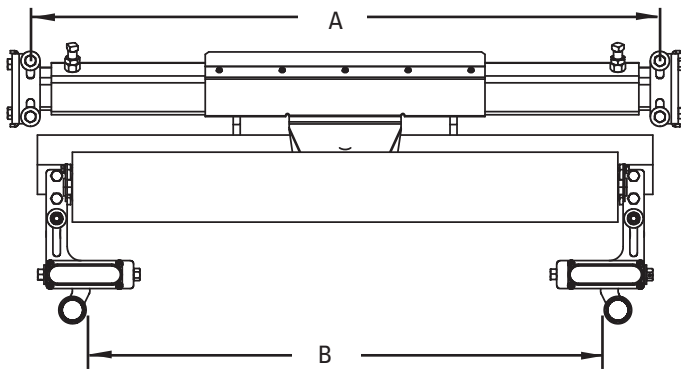
BELT TRAINER COMPLETE					REPLACEMENT ROLLERS		
BELT WIDTH		ORDERING NUMBER	ITEM CODE	WT. LBS.	ORDERING NUMBER	ITEM CODE	WT. LBS.
in.	mm						
30	750	PTS-30R-UG	77673	174.0	PTS-RR39	77683	36.0
36	900	PTS-36R-UG	77674	188.0	PTS-RR45	77684	41.5
42	1050	PTS-42R-UG	77675	196.0	PTS-RR51	77685	45.0
48	1200	PTS-48R-UG	77676	208.0	PTS-RR57	77686	47.5
54	1350	PTS-54R-UG	77677	220.0	PTS-RR63	77687	53.0
60	1500	PTS-60R-UG	77678	255.0	PTS-RR69	77688	57.0
72	1800	PTS-72R-UG	77679	265.0	PTS-RR81	77690	81.0

Lead time: 1 working day

U.S. Patent No. 8,556,068

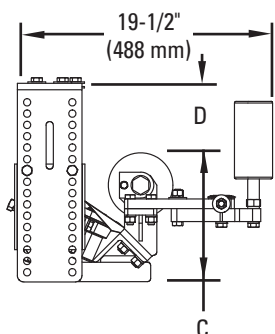
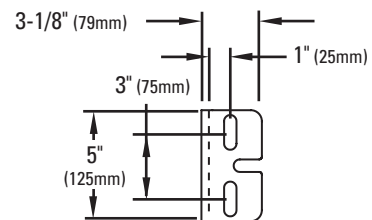
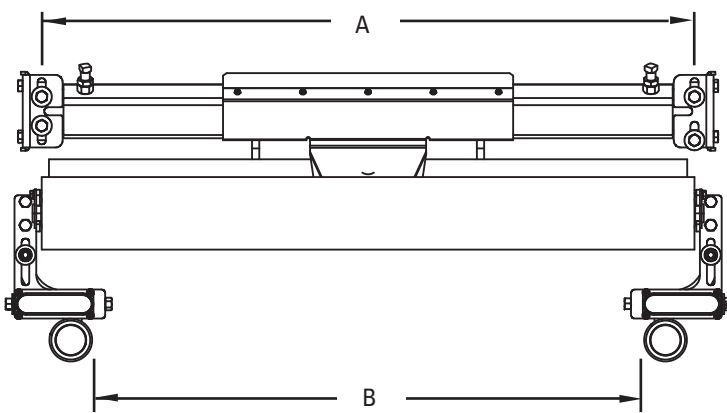
Specifications & Guidelines

PT Smart™ Belt Trainer



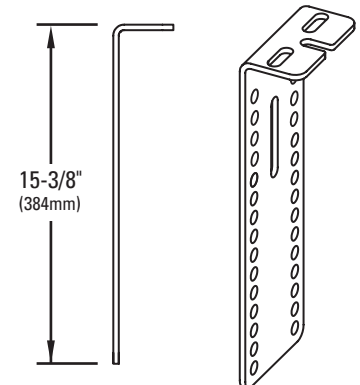
PT Smart Standard

BELT WIDTH		ITEM CODE	A	B	C	D (vertical adjustment)
in.	mm					
18	450	77664	23-35" (575-875mm)	10-23" (250-575mm)	10" (250mm)	0"-10" (0-250mm)
24	600	77665	29-41" (725-1025mm)	16-29" (400-725mm)		
30	750	77666	35-47" (875-1175mm)	22-35" (550-875mm)		
36	900	77667	41-53" (1025-1325mm)	28-41" (700-1025mm)		
42	1050	77668	47-59" (1175-1475mm)	33-47" (825-1175mm)		
48	1200	77669	53-65" (1325-1625mm)	40-53" (1000-1325mm)		
54	1350	77670	59-71" (1475-1775mm)	46-59" (1150-1475mm)		
60	1500	77671	65-77" (1625-1925mm)	52-65" (1300-1625mm)		
72	1800	77672	77-89" (1925-2225mm)	64-77" (1600-1925mm)		



PT Smart Underground Structure

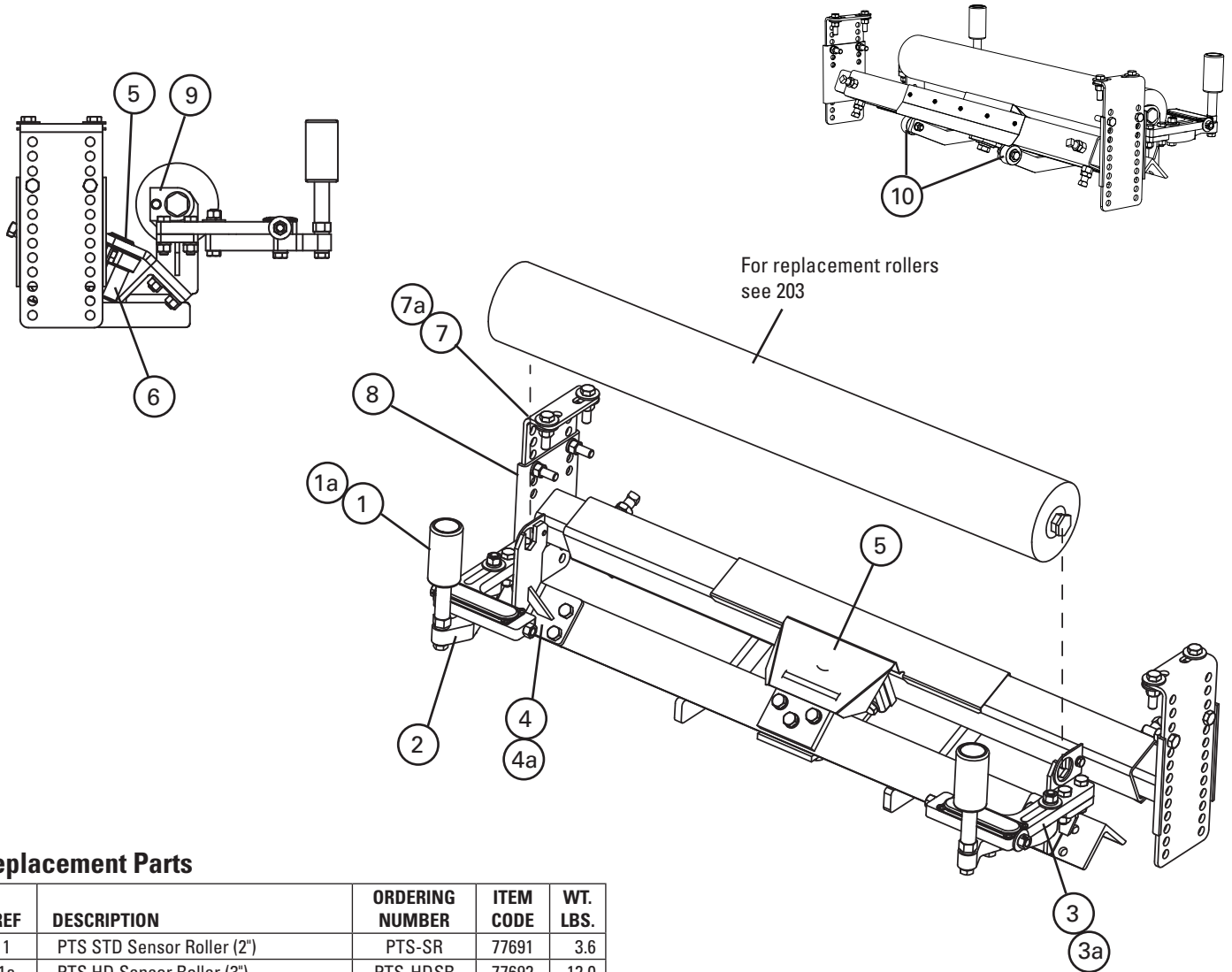
BELT WIDTH		ITEM CODE	A	B	C	D
in.	mm					
30	750	77673	35-47" (875-1175mm)	27-40" (675-1000mm)	10" (250mm)	2-3/4" to 13-1/4" (69mm to 331mm)
36	900	77674	41-53" (1025-1325mm)	33-46" (825-1150mm)		
42	1050	77675	47-59" (1175-1475mm)	39-52" (975-1300mm)		
48	1200	77676	53-65" (1025-1625mm)	45-58" (1125-1450mm)		
54	1350	77677	59-71" (1475-1775mm)	51-64" (1275-1600mm)		
60	1500	77678	65-77" (1625-1925mm)	57-70" (1425-1750mm)		
72	1800	77679	77-89" (1925-2225mm)	69-82" (1725-2050mm)	10-1/2" (262mm)	2-1/4" to 12-3/4" (56mm to 319mm)



U.S. Patent No. 8,556,068

Replacement Parts List

PT Smart™
Belt Trainer



Replacement Parts

REF	DESCRIPTION	ORDERING NUMBER	ITEM CODE	WT. LBS.
1	PTS STD Sensor Roller (2")	PTS-SR	77691	3.6
1a	PTS HD Sensor Roller (3")	PTS-HDSR	77692	12.0
2	PTS Sensor Arm Kit (incl. 1 ea.)	PTS-SAK	77694	2.5
3	PTS RH Sensor Adjuster Assy	PTS-RHSAA	77755	4.7
3a	PTS LH Sensor Adjuster Assy	PTS-LHSAA	77756	4.7
4	PTS Idler Bracket Kit (incl. L & R)	PTS-IBK	77696	5.9
4a	PTS HD Idler Bracket Kit (incl. L & R)	PTS-HIBK	77697	6.2
5	PTS Pivot Shield	PTS-PS	77698	1.8
6	PTS Pivot Assy (Axle and housing)	PTS-PA	77699	6.9
7	PTS Mounting Bracket Kit	PTS-MBK	77700	8.8
7a	PTS Mounting Bracket Kit U/G	PTS-MBKUG	77701	11.4
8	PTS Extending Bracket Kit (incl. L & R)	PTS-EBK	77702	12.9
9	Roller Retainer Kit	RBPRET	73163	1.0
10	Delrin Roll Kit (2 kits plus hardware)	PTS-DRK	90100	1.5
-	Wire Mount Kit (not pictured)	PTS-WMK	78767	11.5

*Hardware included
Lead time: 1 working day


U.S. Patent No. 8,556,068

Product Ordering Information

PT Max™ Adjustable Belt Trainer

PT Max™ Adjustable Top Side

VERSION	BELT WIDTH		ORDERING NUMBER	ITEM CODE	WT. LBS.
	in.	mm			
Standard	36	900	PTMA36T	90362	355.0
	42	1050	PTMA42T	90363	375.0
	48	1200	PTMA48T	90364	405.0
	54	1350	PTMA54T	90365	425.0
	60	1500	PTMA60T	90366	445.0
Heavy-Duty	54	1350	PTMAHD54T	90377	505.0
	60	1500	PTMAHD60T	90378	530.0
	72	1800	PTMAHD72T	90379	610.0
	84	2100	PTMAHD84T	90380	670.0



PT MAX™ ADJUSTABLE TOP SIDE BELT TRAINER

PT Max Adjustable Return Side


VERSION	BELT WIDTH		ORDERING NUMBER	ITEM CODE	WT. LBS.
	in.	mm			
Standard	36	900	PTMA36R	90367	340.0
	42	1050	PTMA42R	90368	375.0
	48	1200	PTMA48R	90369	395.0
	54	1350	PTMA54R	90370	415.0
	60	1500	PTMA60R	90371	430.0
Heavy-Duty	54	1350	PTMAHD54R	90381	520.0
	60	1500	PTMAHD60R	90382	540.0
	72	1800	PTMAHD72R	90383	615.0
	84	2100	PTMAHD84R	90384	665.0



PT MAX ADJUSTABLE RETURN SIDE BELT TRAINER

PT Max Adjustable V-Return

VERSION	BELT WIDTH		ORDERING NUMBER	ITEM CODE	WT. LBS.
	in.	mm			
Standard	36	900	PTMA36VR	90372	430.0
	42	1050	PTMA42VR	90373	450.0
	48	1200	PTMA48VR	90374	475.0
	54	1350	PTMA54VR	90375	495.0
	60	1500	PTMA60VR	90376	520.0
Heavy-Duty	54	1350	PTMAHD54VR	90385	610.0
	60	1500	PTMAHD60VR	90386	635.0
	72	1800	PTMAHD72VR	90387	725.0
	84	2100	PTMAHD84VR	90388	770.0



PT MAX ADJUSTABLE V-RETURN BELT TRAINER

Lead time: 1 working day
 Lead time: 15 working days

Product Ordering Information

PT Max™ Belt Trainer (Mild Steel)

PT Max™ Top Side

VERSION	BELT WIDTH		ORDERING NUMBER	ITEM CODE	WT. LBS.
	in.	mm			
Standard	24	600	PTM24T	75583	280.0
	30	750	PTM30T	74885	295.0
	36	900	PTM36T	74886	310.0
	42	1050	PTM42T	74887	325.0
	48	1200	PTM48T	74888	340.0
	54	1350	PTM54T	74889	355.0
	60	1500	PTM60T	74890	370.0
Heavy-Duty	54	1350	PTMHD54T	74891	390.0
	60	1500	PTMHD60T	74892	410.0
	72	1800	PTMHD72T	74893	430.0
Super-Duty	84	2100	PTMHD84T	74894	450.0
	72	1800	PTMSD72T	74895	828.1
	84	2100	PTMSD84T	74896	876.8
	96	2400	PTMSD96T	74897	925.5
	120	3000	PTMSD120T	74898	1022.9



PT MAX™ TOP SIDE
BELT TRAINER
(Rollers supplied by end user)

PT Max Return Side

VERSION	BELT WIDTH		ORDERING NUMBER	ITEM CODE	WT. LBS.
	in.	mm			
Standard	24	600	PTM24R	75584	330.0
	30	750	PTM30R	74899	340.0
	36	900	PTM36R	74900	350.0
	42	1050	PTM42R	74901	370.0
	48	1200	PTM48R	74902	380.0
	54	1350	PTM54R	74903	400.0
	60	1500	PTM60R	74904	420.0
Heavy-Duty	54	1350	PTMHD54R	74905	510.0
	60	1500	PTMHD60R	74906	520.0
	72	1800	PTMHD72R	74907	580.0
	84	2100	PTMHD84R	74908	610.0
Super-Duty	72	1800	PTMSD72R	74909	992.7
	84	2100	PTMSD84R	74910	1051.1
	96	2400	PTMSD96R	74911	1109.5
	120	3000	PTMSD120R	74912	1226.3



PT MAX RETURN SIDE
BELT TRAINER
(Rollers supplied by end user)

PT Max V-Return

VERSION	BELT WIDTH		ORDERING NUMBER	ITEM CODE	WT. LBS.
	in.	mm			
Standard	24	600	PTM24VR	79669	310.0
	30	750	PTM30VR	79670	320.0
	36	900	PTM36VR	79671	330.0
	42	1050	PTM42VR	79672	350.0
	48	1200	PTM48VR	79673	360.0
	54	1350	PTM54VR	79674	370.0
	60	1500	PTM60VR	79675	390.0
Heavy-Duty	54	1350	PTMHD54VR	79665	470.0
	60	1500	PTMHD60VR	79666	480.0
	72	1800	PTMHD72VR	79667	560.0
	84	2100	PTMHD84VR	79668	600.0
Super-Duty	72	1800	PTMSD72VR	90051	935.0
	84	2100	PTMSD84VR	90052	990.0
	96	2400	PTMSD96VR	90053	1045.0
	120	3000	PTMSD120VR	90054	1155.0



PT MAX V-RETURN
BELT TRAINER
(Rollers supplied by end user)

All items are made to order.
 Lead time: 15 working days (after data sheets are approved)

Lead time: 25 working days (after data sheets are approved)

Product Ordering Information

Stainless Steel PT Max™ Belt Trainer

PT Max™ Top Side


VERSION	BELT WIDTH		ORDERING NUMBER	ITEM CODE	WT. LBS.
	in.	mm			
Standard	24	600	PTM24T-S/S	90001	302.4
	30	750	PTM30T-S/S	90002	318.6
	36	900	PTM36T-S/S	90003	334.8
	42	1050	PTM42T-S/S	90004	351.0
	48	1200	PTM48T-S/S	90005	367.2
	54	1350	PTM54T-S/S	90006	383.4
Heavy-Duty	60	1500	PTM60T-S/S	90007	399.6
	54	1350	PTMHD54T-S/S	90008	421.2
	60	1500	PTMHD60T-S/S	90009	442.8
	72	1800	PTMHD72T-S/S	90010	464.4
Super-Duty	84	2100	PTMHD84T-S/S	90011	486.0
	72	1800	PTMSD72T-S/S	90034	894.3
	84	2100	PTMSD84T-S/S	90035	946.9
	96	2400	PTMSD96T-S/S	90036	999.5
	120	3000	PTMSD120T-S/S	90037	1104.8



PT MAX™ TOP SIDE
BELT TRAINER
(Rollers supplied by end user)

PT Max Return Side

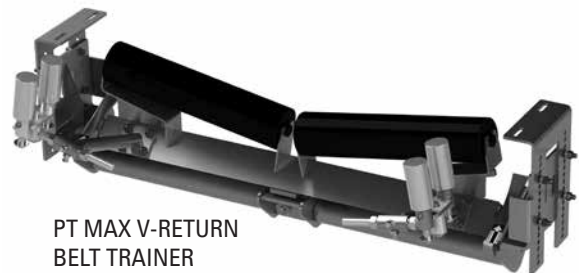
VERSION	BELT WIDTH		ORDERING NUMBER	ITEM CODE	WT. LBS.
	in.	mm			
Standard	24	600	PTM24R-S/S	90012	356.4
	30	750	PTM30R-S/S	90013	367.2
	36	900	PTM36R-S/S	90014	378.0
	42	1050	PTM42R-S/S	90015	399.6
	48	1200	PTM48R-S/S	90016	410.4
	54	1350	PTM54R-S/S	90017	432.0
Heavy-Duty	60	1500	PTM60R-S/S	90018	453.6
	54	1350	PTMHD54R-S/S	90019	550.8
	60	1500	PTMHD60R-S/S	90020	561.6
	72	1800	PTMHD72R-S/S	90021	626.4
Super-Duty	84	2100	PTMHD84R-S/S	90022	658.8
	72	1800	PTMSD72R-S/S	90038	1072.1
	84	2100	PTMSD84R-S/S	90039	1135.2
	96	2400	PTMSD96R-S/S	90040	1198.3
	120	3000	PTMSD120R-S/S	90041	1324.4



PT MAX RETURN SIDE
BELT TRAINER
(Rollers supplied by end user)

PT Max V-Return

VERSION	BELT WIDTH		ORDERING NUMBER	ITEM CODE	WT. LBS.
	in.	mm			
Standard	24	600	PTM24VR-S/S	90023	334.8
	30	750	PTM30VR-S/S	90024	345.6
	36	900	PTM36VR-S/S	90025	356.4
	42	1050	PTM42VR-S/S	90026	378.0
	48	1200	PTM48VR-S/S	90027	388.8
	54	1350	PTM54VR-S/S	90028	399.6
Heavy-Duty	60	1500	PTM60VR-S/S	90029	421.2
	54	1350	PTMHD54VR-S/S	90030	507.6
	60	1500	PTMHD60VR-S/S	90031	518.4
	72	1800	PTMHD72VR-S/S	90032	604.8
Super-Duty	84	2100	PTMHD84VR-S/S	90033	648.0
	72	1800	PTMSD72VR-S/S	90042	1009.8
	84	2100	PTMSD84VR-S/S	90043	1069.2
	96	2400	PTMSD96VR-S/S	90044	1128.6
	120	3000	PTMSD120VR-S/S	90045	1247.4



PT MAX V-RETURN
BELT TRAINER
(Rollers supplied by end user)

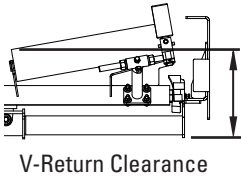
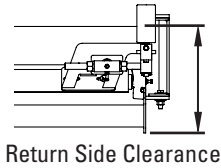
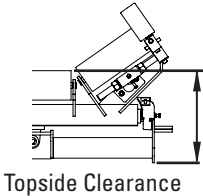
All items are made to order.
Lead time: 25 working days (after data sheets are approved)

Specifications & Guidelines

PT Max™
Belt Trainer

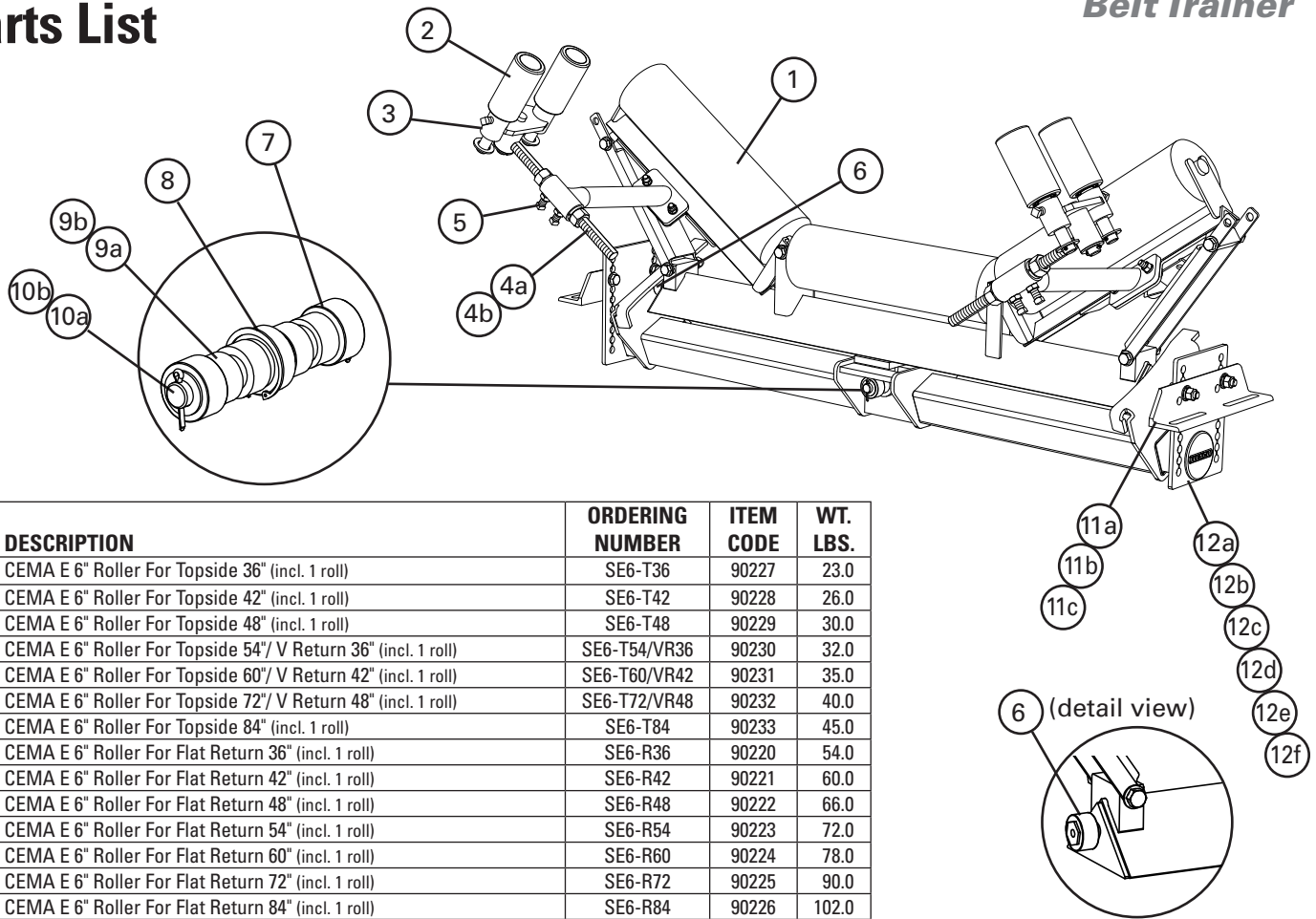
Top of Roller to Bottom of PT Max™ Minimum Clearance Needed

ROLL DIAMETER		TOPSIDE						RETURN SIDE						V-RETURN					
		Standard		Heavy-Duty		Super-Duty		Standard		Heavy-Duty		Super-Duty		Standard		Heavy-Duty		Super-Duty	
in.	mm	in.	mm	in.	mm	in.	mm	in.	mm	in.	mm	in.	mm	in.	mm	in.	mm	in.	mm
5	127	16	406	17	432	22.25	570	17	432	18	457	22.75	580	16	406	17	432	22.25	570
6	152	17	432	18	457	23.25	590	18	457	19	483	23.75	600	17	432	18	457	23.25	590
7	178	18	457	19	483	24.25	620	19	483	20	508	24.75	630	18	457	19	483	24.25	620



Replacement Parts List

PT Max™ Adjustable Belt Trainer



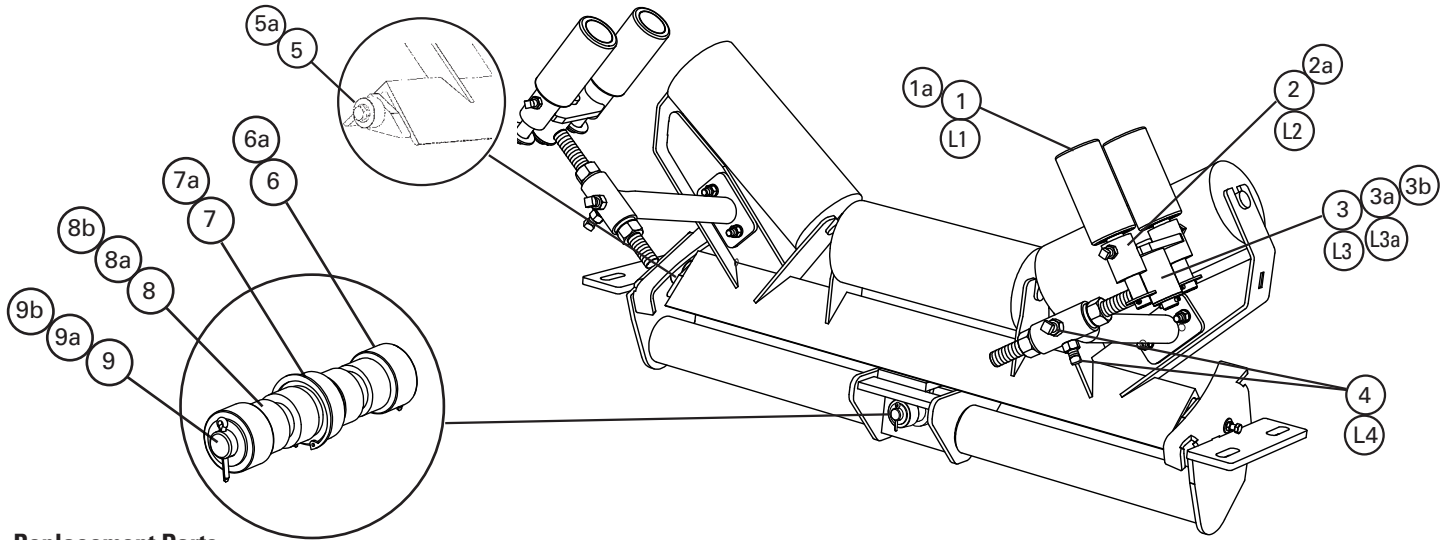
REF	DESCRIPTION	ORDERING NUMBER	ITEM CODE	WT. LBS.
1	CEMA E 6" Roller For Topside 36" (incl. 1 roll)	SE6-T36	90227	23.0
	CEMA E 6" Roller For Topside 42" (incl. 1 roll)	SE6-T42	90228	26.0
	CEMA E 6" Roller For Topside 48" (incl. 1 roll)	SE6-T48	90229	30.0
	CEMA E 6" Roller For Topside 54"/ V Return 36" (incl. 1 roll)	SE6-T54/VR36	90230	32.0
	CEMA E 6" Roller For Topside 60"/ V Return 42" (incl. 1 roll)	SE6-T60/VR42	90231	35.0
	CEMA E 6" Roller For Topside 72"/ V Return 48" (incl. 1 roll)	SE6-T72/VR48	90232	40.0
	CEMA E 6" Roller For Topside 84" (incl. 1 roll)	SE6-T84	90233	45.0
	CEMA E 6" Roller For Flat Return 36" (incl. 1 roll)	SE6-R36	90220	54.0
	CEMA E 6" Roller For Flat Return 42" (incl. 1 roll)	SE6-R42	90221	60.0
	CEMA E 6" Roller For Flat Return 48" (incl. 1 roll)	SE6-R48	90222	66.0
	CEMA E 6" Roller For Flat Return 54" (incl. 1 roll)	SE6-R54	90223	72.0
	CEMA E 6" Roller For Flat Return 60" (incl. 1 roll)	SE6-R60	90224	78.0
	CEMA E 6" Roller For Flat Return 72" (incl. 1 roll)	SE6-R72	90225	90.0
	CEMA E 6" Roller For Flat Return 84" (incl. 1 roll)	SE6-R84	90226	102.0
	CEMA E 6" Roller For V Return 54" (incl. 1 roll)	SE6-VR54	90234	43.0
	CEMA E 6" Roller For V Return 60" (incl. 1 roll)	SE6-VR60	90235	47.0
	CEMA E 6" Roller For V Return 72" (incl. 1 roll)	SE6-VR72	90236	54.0
	CEMA E 6" Roller For V Return 84" (incl. 1 roll)	SE6-VR84	90319	57.0
2	Sensor Roller 2.0* (3" solid roller)(1 ea.)	MSR2	79378	7.0
3	Swivel Mount Kit 2.0*	PMSMK2	79380	5.5
4a	PT Max Adjusting Arm Kit	PTMAAK	90194	6.0
4b	PT Max Adjusting Arm Kit Heavy Duty	PTMAAKHD	90195	9.0
5	Frame Arm Screw Kit (incl. 4 screws and 4 jam nuts)	PTMAFASK	90196	1.2
6	Outer Roller Kit (incl. 2 rollers, roller thimbles, and bolts, nuts, and washers)	PTMAORK	90197	1.0
7	Center Roller Kit (incl. 2 rollers, 2 washers, and 2 cotter pins)	MCRK	74923	1.2
8	Center Bearing	MCB	74925	1.7
9a	Center Shaft Spacer Kit (incl. 2 spacers)	MCSK	74927	0.3
9b	Center Shaft Spacer Kit Heavy Duty (incl. 2 spacers)	MCSKHD	74928	0.5
10a	Center Shaft	MCS	74930	4.0
10b	Center Shaft Heavy Duty	MCSHD	74931	13.0
11a	Frame Mount Kit Topside	PTMAFMKT	90185	14.6
11b	Frame Mount Kit Flat/V Return	PTMAFMKR	90186	42.0
11c	Frame Mount Kit Flat/V Return Heavy Duty	PTMAFMKHDR	90187	49.4
12a	Extender Kit Topside	PTMAEKT	90188	33.9
12b	Extender Kit Topside Heavy Duty	PTMAEKHDT	90191	49.9
12c	Extender Kit Flat Return	PTMAEKR	90189	57.1
12d	Extender Kit Flat Return Heavy Duty	PTMAEKHDR	90192	86.4
12e	Extender Kit V Return	PTMAEKVR	90190	76.0
12f	Extender Kit V Return Heavy Duty	PTMAEKHDVR	90193	112.1
-	Center Bearing Kit (incl. 1 ea. Items 7, 8, 9a, and 10a)	MCBK	76025	8.0
-	Center Bearing Kit Heavy Duty (incl. 1 ea. Items 7, 8, 9b, and 10b)	MCBKHD	76026	17.0

*Hardware included

Lead time: 1 working day

Replacement Parts List

PT Max™
Belt Trainer (Mild Steel)



Replacement Parts

REF	DESCRIPTION	BELT WIDTH		ORDERING NUMBER	ITEM CODE	WT. LBS.
		in.	mm			
1	Sensor Roller 2.0* (3" solid roller) (1 ea.)	30-84	750-2100	MSR2	79378	7.0
1a	Sensor Roller Super Duty* (1 ea.)	72-120	1800-3000	MSRSD	74915	9.9
2	Swivel Mount Kit 2.0*	30-84	750-2100	PMSMK2	79380	5.5
2a	Swivel Mount Kit Super Duty*	72-120	1800-3000	PMSMKSD	74917	7.5
3	Adjusting Arm Kit 2.0*	30-60	750-1500	MAK2	79381	7.9
3a	Adjusting Arm Kit Heavy Duty 2.0*	54-84	1350-2100	MAKHD2	79382	14.7
3b	Adjusting Arm Kit Super Duty*	72-120	1800-3000	MAKSD	74920	21.0
4	Frame Arm Set Screw Kit HD (incl. 2 set screws and 2 jam nuts)	30-120	750-3000	MFASKHD	79571	0.8
5	Outer Roller Kit* (incl. 2 rollers, roller thimbles and bolts, nuts and washers)	30-84	750-2100	MORK	74921	2.6
5a	Outer Roller Kit Super Duty* (incl. 2 rollers, roller thimbles and bolts, nuts and washers)	72-120	1800-3000	MORKSD	74922	4.0
6	Center Roller Kit* (incl. 2 rollers, 2 washers, and 2 cotter pins)	30-84	750-2100	MCRK	74923	1.2
6a	Center Roller Kit Super Duty* (incl. 2 rollers, 2 washers, and 2 cotter pins)	72-120	1800-3000	MCRKSD	74924	1.8
7	Center Bearing*	30-84	750-2100	MCB	74925	1.7
7a	Center Bearing Super Duty*	72-120	1800-3000	MCBSD	74926	3.0
8	Center Shaft Spacer Kit (incl. 2 spacers)	30-60	750-1500	MCSK	74927	0.3
8a	Center Shaft Spacer Kit Heavy Duty (incl. 2 spacers)	54-84	1350-2100	MCSKHD	74928	0.5
8b	Center Shaft Spacer Kit Super Duty (incl. 2 spacers)	72-120	1800-3000	MCSKSD	74929	2.4
9	Center Shaft	30-60	750-1500	MCS	74930	4.0
9a	Center Shaft Heavy Duty	54-84	1350-2100	MCSHD	74931	13.0
9b	Center Shaft Super Duty	72-120	1800-3000	MCSSD	74932	14.5
-	Center Bearing Kit (incl. 1 ea. items 6, 7, 8, 9)	30-60	750-1500	MCBK	76025	8.0
-	Center Bearing Kit Heavy Duty (incl. 1 ea. items 6, 7, 8a, 9a)	54-84	1350-2100	MCBKHD	76026	17.0
-	Center Bearing Kit Super Duty (incl. 1 ea. items 6a, 7a, 8b, 9b)	72-120	1800-3000	MCBKSD	76027	19.0

For PT Max Units Shipped after March 17, 2014 ONLY. See below for legacy replacement parts.

*Hardware included Shaded items are made to order.

Lead time: 1 working day

Lead time: 15 working days

Note: All replacement parts offered are common to all three PT Max models: Top Side, Return Side, and V-Return.

Legacy Replacement Parts - For PT Max Units Shipped Prior to March 17, 2014

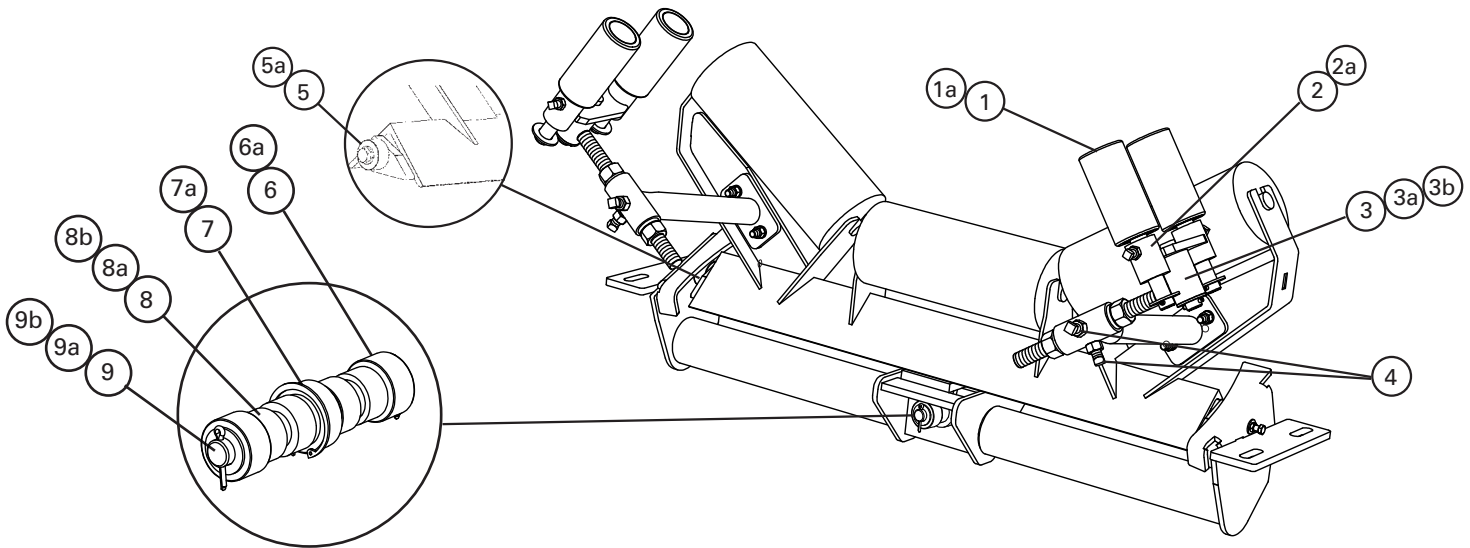
REF	DESCRIPTION	BELT WIDTH		ORDERING NUMBER	ITEM CODE	WT. LBS.
		in.	mm			
L1	Sensor Roller* (3" solid roller) (1 ea.)	30-84	750-2100	MSR	74914	7.0
L2	Swivel Mount Kit*	30-84	750-2100	PMSMK	74916	5.5
L3	Adjusting Arm Kit*	30-60	750-1500	MAK	74918	7.9
L3a	HD Adjusting Arm Kit*	54-84	1350-2100	MAKHD	74919	14.7
L4	Frame Arm Set Screw Kit (incl. 2 set screws and 2 jam nuts)	30-120	750-3000	MFASK	75531	0.8

*Hardware included

Lead time: 1 working day

Replacement Parts List

Stainless Steel PT Max™ Belt Trainer



Replacement Parts

REF	DESCRIPTION	BELT WIDTH		ORDERING NUMBER	ITEM CODE	WT. LBS.
		in.	mm			
1	Sensor Roller 2.0* (3" solid roller) (1 ea.)	30-84	750-2100	MSR2-S/S	90046	7.6
1a	Sensor Roller Super Duty	72-120	1800-3000	MSRSD-S/S	90055	10.7
2	Swivel Mount Kit 2.0*	30-84	750-2100	PMSMK2-S/S	90047	5.9
2a	Swivel Mount Kit Super Duty*	72-120	1800-3000	PMSMKSD-S/S	90056	8.1
3	Adjusting Arm Kit 2.0*	30-60	750-1500	MAK2-S/S	90048	8.5
3a	Adjusting Arm Kit Heavy Duty 2.0*	54-84	1350-2100	MAKHD2-S/S	90049	15.9
3b	Adjusting Arm Kit Super Duty*	72-120	1800-3000	MAKSD-S/S	90057	22.7
4	Frame Arm Set Screw Kit HD (incl. 2 set screws and 2 jam nuts)	30-120	750-3000	MFASKHD-S/S	90050	0.9
5	Outer Roller Kit* (incl. 2 rollers, roller thimbles and bolts, nuts and washers)	30-84	750-2100	MORK	74921	2.6
5a	Outer Roller Kit Super Duty* (incl. 2 rollers, roller thimbles and bolts, nuts and washers)	72-120	1800-3000	MORKSD	74922	4.0
6	Center Roller Kit* (incl. 2 rollers, 2 washers, and 2 cotter pins)	30-84	750-2100	MCRK	74923	1.2
6a	Center Roller Kit Super Duty* (incl. 2 rollers, 2 washers, and 2 cotter pins)	72-120	1800-3000	MCRKSD	74924	1.8
7	Center Bearing*	30-84	750-2100	MCB	74925	1.7
7a	Center Bearing Super Duty*	72-120	1800-3000	MCBSD	74926	3.0
8	Center Shaft Spacer Kit (incl. 2 spacers)	30-60	750-1500	MCSK	74927	0.3
8a	Center Shaft Spacer Kit Heavy Duty (incl. 2 spacers)	54-84	1350-2100	MCSKHD	74928	0.5
8b	Center Shaft Spacer Kit Super Duty (incl. 2 spacers)	72-120	1800-3000	MCSKSD	74929	2.4
9	Center Shaft	30-60	750-1500	MCS	74930	4.0
9a	Center Shaft Heavy Duty	54-84	1350-2100	MCSHD	74931	13.0
9b	Center Shaft Super Duty	72-120	1800-3000	MCSSD	74932	14.5
-	Center Bearing Kit (incl. 1 ea. items 6, 7, 8, 9)	30-60	750-1500	MCBK	76025	8.0
-	Center Bearing Kit Heavy Duty (incl. 1 ea. items 6, 7, 8a, 9a)	54-84	1350-2100	MCBKHD	76026	17.0
-	Center Bearing Kit Super Duty (incl. 1 ea. items 6a, 7a, 8b, 9b)	72-120	1800-3000	MCBKSD	76027	19.0

*Hardware included

Shaded items are made to order.

Lead time: 1 working day

Lead time: 15 working days

Note: All replacement parts offered are common to all three PT Max models: Top Side, Return Side, and V-Return.

Product Ordering Information

Standard Urethane Skirting

Standard Urethane Skirting with 35° Chamfer - 25' (7.6 m)

Height		Thickness		Length		ORDERING NUMBER	ITEM CODE	WT. LBS.
in	mm	in	mm	ft	m			
4	100	3/8	10	25	7.6	SKPU-4X3/8X25	91288	21.2
4	100	1/2	12	25	7.6	SKPU-4X1/2X25	91289	28.2
4	100	5/8	16	25	7.6	SKPU-4X5/8X25	91290	35.3
4	100	3/4	19	25	7.6	SKPU-4X3/4X25	91291	42.3
4	100	1	25	25	7.6	SKPU-4X1X25	91292	56.4
6	150	3/8	10	25	7.6	SKPU-6X3/8X25	91298	31.7
6	150	1/2	12	25	7.6	SKPU-6X1/2X25	90283	42.3
6	150	5/8	16	25	7.6	SKPU-6X5/8X25	91299	52.9
6	150	3/4	19	25	7.6	SKPU-6X3/4X25	90284	63.5
6	150	1	25	25	7.6	SKPU-6X1X25	91300	84.6
8	200	3/8	10	25	7.6	SKPU-8X3/8X25	91304	42.3
8	200	1/2	12	25	7.6	SKPU-8X1/2X25	90285	56.4
8	200	5/8	16	25	7.6	SKPU-8X5/8X25	91305	70.5
8	200	3/4	19	25	7.6	SKPU-8X3/4X25	90286	84.6
8	200	1	25	25	7.6	SKPU-8X1X25	91306	112.8
10	250	3/8	10	25	7.6	SKPU-10X3/8X25	91310	52.9
10	250	1/2	12	25	7.6	SKPU-10X1/2X25	91311	70.5
10	250	5/8	16	25	7.6	SKPU-10X5/8X25	91312	88.1
10	250	3/4	19	25	7.6	SKPU-10X3/4X25	91313	105.8
10	250	1	25	25	7.6	SKPU-10X1X25	91314	141.0
12	300	3/8	10	25	7.6	SKPU-12X3/8X25	91320	63.5
12	300	1/2	12	25	7.6	SKPU-12X1/2X25	91321	84.6
12	300	5/8	16	25	7.6	SKPU-12X5/8X25	91322	105.8
12	300	3/4	19	25	7.6	SKPU-12X3/4X25	91323	126.9
12	300	1	25	25	7.6	SKPU-12X1X25	91324	169.2

Price Per Inch for reference only; skirting is available standard in 25' (15.2M) lengths.

Shaded items are made to order; 1-2 week lead time



Standard Urethane Skirting with 35° Chamfer - 50' (15.2 m)

Height		Thickness		Length		ORDERING NUMBER	ITEM CODE	WT. LBS.
in	mm	in	mm	ft	m			
4	100	3/8	10	50	15.2	SKPU-4X3/8X50	91293	42.3
4	100	1/2	12	50	15.2	SKPU-4X1/2X50	91294	56.4
4	100	5/8	16	50	15.2	SKPU-4X5/8X50	91295	70.5
4	100	3/4	19	50	15.2	SKPU-4X3/4X50	91296	84.6
4	100	1	25	50	15.2	SKPU-4X1X50	91297	112.8
6	150	3/8	10	50	15.2	SKPU-6X3/8X50	91301	63.5
6	150	1/2	12	50	15.2	SKPU-6X1/2X50	91222	84.6
6	150	5/8	16	50	15.2	SKPU-6X5/8X50	91302	105.8
6	150	3/4	19	50	15.2	SKPU-6X3/4X50	91223	126.9
6	150	1	25	50	15.2	SKPU-6X1X50	91303	169.2
8	200	3/8	10	50	15.2	SKPU-8X3/8X50	91307	84.6
8	200	1/2	12	50	15.2	SKPU-8X1/2X50	91224	112.8
8	200	5/8	16	50	15.2	SKPU-8X5/8X50	91308	141.0
8	200	3/4	19	50	15.2	SKPU-8X3/4X50	91225	169.2
8	200	1	25	50	15.2	SKPU-8X1X50	91309	225.6
10	250	3/8	10	50	15.2	SKPU-10X3/8X50	91315	105.8
10	250	1/2	12	50	15.2	SKPU-10X1/2X50	91316	141.0
10	250	5/8	16	50	15.2	SKPU-10X5/8X50	91317	176.3
10	250	3/4	19	50	15.2	SKPU-10X3/4X50	91318	211.5
10	250	1	25	50	15.2	SKPU-10X1X50	91319	282.0
12	300	3/8	10	50	15.2	SKPU-12X3/8X50	91325	126.9
12	300	1/2	12	50	15.2	SKPU-12X1/2X50	91326	169.2
12	300	5/8	16	50	15.2	SKPU-12X5/8X50	91327	211.5
12	300	3/4	19	50	15.2	SKPU-12X3/4X50	91328	253.8
12	300	1	25	50	15.2	SKPU-12X1X50	91329	338.4

Price Per Inch for reference only; skirting is available standard in 25' (15.2M) lengths.

Shaded items are made to order; 1-2 week lead time

Product Notes:

- Urethane skirting offers a more wear-resistant material than typical rubber, often providing as much as 3-4 times the wear life in similar applications. The lower coefficient of friction reduces strain on the system.
- Works with Flexco series of skirt clamps that offer simple serviceability: RMC1/PAL-Pak, Flex-Lok, and Flex-Seal.
- Uses soft durometer (65A) urethane with exceptional tear resistance to ensure a good seal and long belt life.
- 25' (7.6M) roll size ensures easy transportation, while the 35° chamfer eliminates the typical skirting break-in period.
- Suitable for most applications: single direction or reversing belts, wet or dry conditions, old or new belts, vulcanized or mechanically-spliced systems.
- Rated for temperatures from -20°F to 180°F (-30°C to 82°C).

Product Ordering Information

Dual Seal Polyurethane Skirting


Dual Seal Polyurethane Skirting

Height		Thickness		Length		CHAMFER	ORDERING NUMBER	ITEM CODE	WT. LBS.
in	mm	in	mm	ft	m				
6	150	1/2	12	25	7.6	35°	SKPU-DUAL-6X1/2X25	91400	47.0
6	150	3/4	20				SKPU-DUAL-6X3/4X25	91401	67.8
8	200	1/2	12				SKPU-DUAL-8X1/2X25	91402	60.5
8	200	3/4	20				SKPU-DUAL-8X3/4X25	91403	88.1
6	150	1/2	12	50	15.2		SKPU-DUAL-6X1/2X50	91404	94.0
6	150	3/4	20				SKPU-DUAL-6X3/4X50	91405	135.5
8	200	1/2	12				SKPU-DUAL-8X1/2X50	91406	121.0
8	200	3/4	20				SKPU-DUAL-8X3/4X50	91407	176.1

Price Per Inch for reference only; skirting is available standard in 25' (7.6m) lengths.

Lead time: 1 working day

Shaded items are made to order; 1 week lead time



Product Notes:

- Secondary seal provides a floating contact area behind the main slab to prevent spillage.
- Polyurethane skirting offers a more wear-resistant material than typical rubber, often providing as much as 3-4 times the wear life in similar applications.
The lower coefficient of friction reduces strain on the system.
- Works with Flexco series of skirt clamps that offer simple serviceability: RMC1/PAL-Pak, Flex-Lok™, and Flex-Seal™.
- Uses soft durometer (65A) polyurethane with exceptional tear resistance to ensure a good seal and long belt life.
- 25' (7.6m) roll size ensures easy transportation, while the 35° chamfer eliminates the typical skirting break-in period.
- Suitable for most applications: single direction or reversing belts, wet or dry conditions, old or new belts, vulcanized or mechanically-spliced systems.
- Rated for temperatures from -20°F to 180°F (-30°C to 82°C).


Product Ordering Information

RMC1 Skirt Clamps

RMC1 Skirt Clamps*

DESCRIPTION	ORDERING NUMBER	ITEM CODE	WT. LBS.
Skirt Clamp	RMC1	75817	11.6
LS Skirt Clamp	RMC1-LS	75834	10.4
Skirt Clamp 50 Pack	RMC1-50	75833	580.0

*Includes two clamp plates (Standard or LS - Limited Space), two clamp pins, and one 4' (1.2M) clamp bar.
Skirt board and rubber not included.
Skirt Rubber Thickness Range: 5/16" to 3/4" (8mm to 19mm).
Lead time: 1 working day



RMC1 Skirt Clamp (Standard)



Anti-Vibration Clamp Pins

PAL PAKs

The Pick-A-Length (PAL) PAK contains 2 clamp plates and 2 clamp pins. You supply the clamp bar (1" x 1" x 1/8" angle) to your required length.

PAL PAKS PER SYSTEM LENGTH					
Skirting System Length	1' - 4' (0.3-1.2M)	5' - 8' (1.5-2.4M)	9' - 12' (2.8-3.8M)	13' - 16' (4.0-4.9M)	17' - 20' (5.2-6.1M)
PAL PAKs Needed	1	2	3	4	5

DESCRIPTION	ORDERING NUMBER	ITEM CODE	WT. LBS.
PAL PAK	RMC1-PP	75832	6.6
LS PAL PAK	RMC1-LSPP	75836	5.4
Bolt-On PAL PAK	RMC1-BPP	76415	6.5
Bolt-On LS PAL PAK	RMC1-LSBPP	76538	5.3

Lead time: 1 working day



PAL PAK (Standard)




Bolt-On PAL PAK (Standard)

Replacement Parts

DESCRIPTION	ORDERING NUMBER	ITEM CODE	WT. LBS.
Clamp Pin	RMC1-CP	75819	1.1
Bolt-On Clamp Pin	RMC1-BCP	76414	1.0
Clamp Plate	RMC1-PL	75821	2.1
LS Clamp Plate	RMC1LS-PL	75835	1.5
Clamp Bar	RMC1-CB	75820	4.0

Lead time: 1 working day



Product Notes:

- Solves material spillage problems in the conveyor loading zone.
- Stops material loss, eliminates safety hazards, and reduces wear on conveyor components.
- LS (Limited Space) model for restricted space areas and for portable equipment.
- Pick-A-Length (PAL) PAK option for special or longer length requirements.
- Bolt-on Clamp Pins eliminate welding on applications where sparking can be a safety hazard.
- Anti-Vibration (standard) Clamp Pin stays locked even in applications with severe vibration.

Product Ordering Information

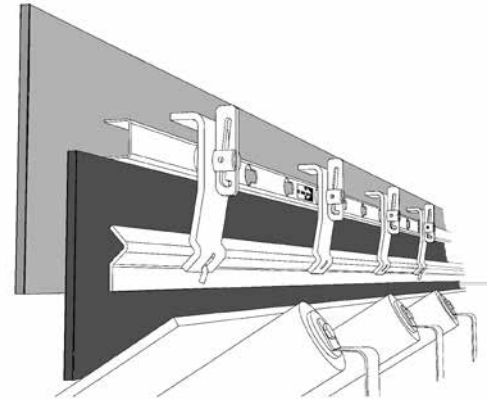
Flex-Lok™
Skirt Clamps

Flex-Lok™ Skirt Clamp

One Skirt Clamp includes one 6' (1.8M) clamp runner, 4 clamp plates, 4 clamp pins and one 6' (1.8M) restraining bar. Skirt board and rubber not included.

DESCRIPTION	ORDERING NUMBER	ITEM CODE	WT. LBS.
Skirt Clamp	FLSC-I	71052	31.1
Skirt Clamp 50 Pack	FLSC-I-50	71054	1,555.0
REPLACEMENT PARTS			
Clamp Runner - 6 ft. (1.8M)	FL-RPI	71058	7.3
Clamp Plate	FL-PC-I	71057	2.1
Clamp Pin	FL-CP-I	71141	1.9
Restraining Bar - 6 ft. (1.8M)	FL-RBI	71060	11.3

Skirt Rubber Thickness Range: 5/16" to 1" (8 - 25mm)
Lead time: 1 working day



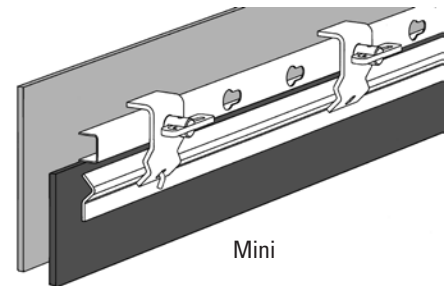
Standard

Mini Flex-Lok™ Skirt Clamp

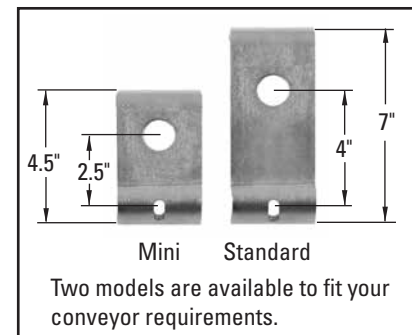
One Mini Skirt Clamp includes one 6' (1.8M) clamp runner, 3 mini clamp plates, 3 clamp pins and one 6' (1.8M) restraining bar. Skirt board and rubber not included.

DESCRIPTION	ORDERING NUMBER	ITEM CODE	WT. LBS.
Mini Skirt Clamp	FLSCM-I	71055	27.6
Mini Skirt Clamp 50 Pack	FLSCM-I-50	71100	1,380.0
REPLACEMENT PARTS			
Clamp Runner - 6 ft. (1.8M)	FL-RPI	71058	7.3
Mini Clamp Plate	FLM-PC	71140	1.5
Clamp Pin	FL-CP-I	71141	1.9
Restraining Bar - 6 ft. (1.8M)	FL-RBI	71060	11.3

Skirt Rubber Thickness Range: 5/16" to 5/8" (8 - 16mm)
Lead time: 1 working day



Mini



Mini Standard

Two models are available to fit your conveyor requirements.

Stainless Steel* Flex-Lok™ Skirt Clamp

One SS Skirt Clamp includes one 6' (1.8M) clamp runner, 4 clamp plates, 4 clamp pins and one 6' (1.8M) restraining bar.

DESCRIPTION	ORDERING NUMBER	ITEM CODE	WT. LBS.
SS Skirt Clamp	FLSC-ISS	75778	25.0
REPLACEMENT PARTS			
SS Clamp Plate	FL-PC-ISS	71168	1.9
Clamp Pin	FL-CP-ISS	71164	1.9

Lead time: 1 working day



Anti-Vibration Clamp Pins
(Standard)

SERVICE MAINTENANCE

- Inspection – Periodically inspect the clearance between the skirt rubber and the belt. If this gap is more than 1/4" (6mm) or if excessive fines are escaping, readjust the skirt rubber.
- Adjustment – Unlock the wedges on the clamp pins and slide the skirt rubber down to the belt. Relock the clamp pins.

TROUBLESHOOTING

Problem: Skirt rubber slips out of skirt clamp.

- Solution:
1. Check to insure wedges in clamp pins are locked.
 2. Check skirt rubber position. Skirt rubber must not fold and lie on top of belt.


Product Ordering Information

**Flex-Seal™
Skirt System**

Flex-Seal™ Skirt System*

DESCRIPTION	ORDERING NUMBER	ITEM CODE	WT. LBS.
Flex-Seal Skirt System	RMC2-FS1	76558	29.5
Flex-Seal Skirt System 50 Pack	RMC2-FS-50	77330	1,475.0

*Includes angle plate, one Bolt-On PAL PAK, and one 4' (1.2M) clamp bar.
Skirt board and rubber not included.
Skirt Rubber Thickness Range: 5/16" to 3/4" (8mm to 19mm).
Lead time: 1 working day



Replacement Parts

DESCRIPTION	ORDERING NUMBER	ITEM CODE	WT. LBS.
Angle Plate	RMC2-FSAPK	76559	19.0
Bolt-On PAL PAK*	RMC1-BPP	76415	6.5
Clamp Bar	RMC1-CB	75820	4.0

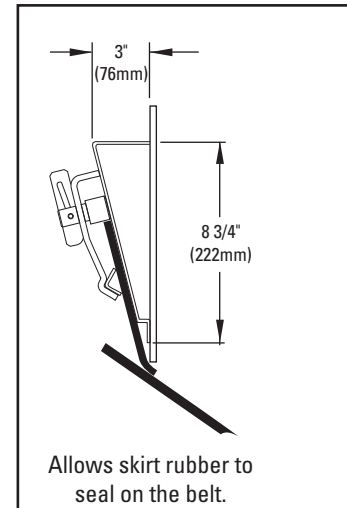
*Includes two bolt-on clamp pins and two clamp plates.
Lead time: 1 working day



Bolt-On PAL PAK

Specifications

SKIRT RUBBER WIDTH AND THICKNESS RANGE	
Width Required	6" (150mm)
Thickness Range	5/16" - 3/4" (8 - 19mm)



Product Notes:

- Solves material spillage problems in the conveyor loading zone.
- Stops material loss, eliminates safety hazards, and reduces wear on conveyor components.
- Anti-Vibration (standard) Clamp Pin with serrated wedge stays locked even in applications with severe vibration.

Product Ordering Information

Flexco® Belt Maintenance Tools Belt Lifters

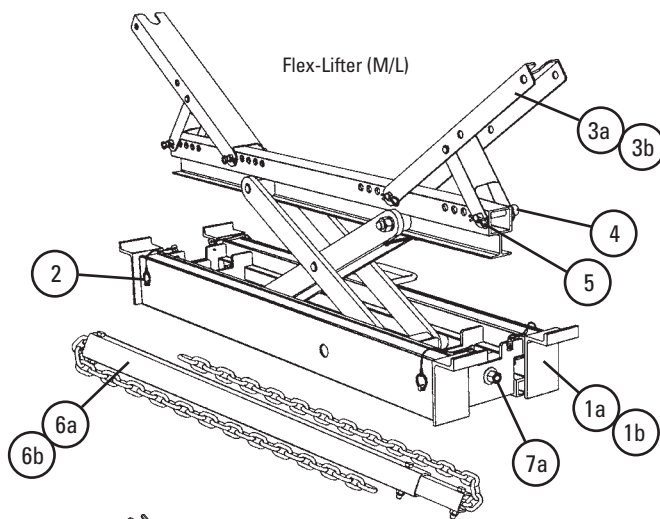
Flex-Lifter™ Conveyor Belt Lifter

Easy and safe way to lift tensioned belts so mechanical splicing or other maintenance work can be done.

DESCRIPTION	ORDERING NUMBER	ITEM CODE	WT. LBS.
Medium Flex-Lifter 36" - 60" (900 - 1500 mm) incl. return bar	FL-M-SP	76981	87.0
Large Flex-Lifter 48" - 72" (1200 - 1800 mm) incl. return bar	FL-L-SP	76982	121.0
XL Flex-Lifter 72" - 96" (1800 - 2400 mm) does not incl. return bar	FL-XL-SP	77386	128.0
Flex-Lifter Cart	FLCK	77729	20.0

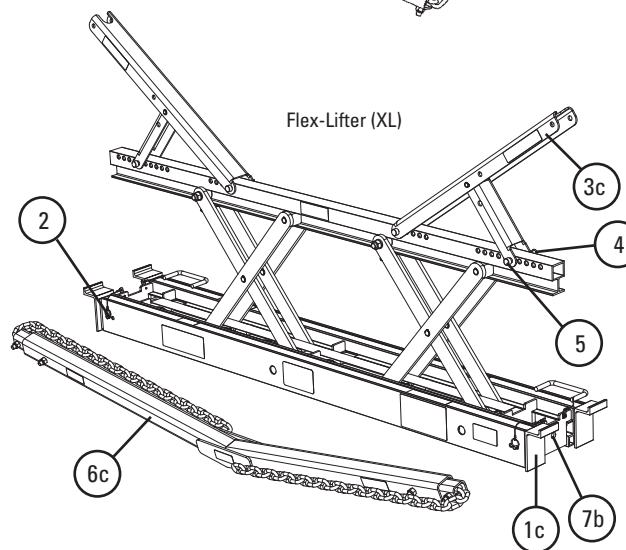
Lifts troughed or flat belts.

Lead time: 1 working day



Replacement Parts

REF	DESCRIPTION	ORDERING NUMBER	ITEM CODE	WT. LBS.
1a	Extension Leg - Medium	FLEL-M	76472	3.1
1b	Extension Leg - Large	FLEL-L	76473	3.7
1c	Extension Leg Kit- XL (includes 2 ext. legs)	FLELK-XL	76986	13.0
2	Extension Leg Pin (with lanyard)	FLELP	76474	0.1
3a	Trough Wing - Medium (with brace)	FLTW-M-SP	77408	1.2
3b	Trough Wing - Large (with brace)	FLTW-L-SP	77409	1.5
3c	Trough Wing - XL (with brace)	FLTW-XL-SP	77410	4.2
4	Retainer Pin Pack (includes 4 pins)	FLRP	76478	1.0
5	Retainer Clip Pack (includes 4 clips)	FLCP	76479	0.1
6a	Return Lift Bar - Medium	FLRLB-M-SP	77405	18.4
6b	Return Lift Bar - Large	FLRLB-L-SP	77406	40.0
6c	V-Return Lift Bar - XL	FLVRL-XL-SP	77407	63.0
7a	Shear Pin Kits - Medium/Large	FL-PKIT-ML	77250	0.3
7b	Shear Pin Kits - XL	FL-PKIT-XL	77251	0.5

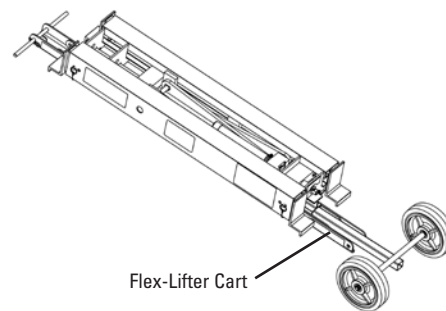


Safe Lifting Capacity

Height	Max. Weight					
	Medium/Large		XL			
in.	mm	lbs.	kg.	lbs.	kg.	kg.
0-1	0-25	500	225	1100	500	500
1-2	25-50	1000	450	1800	815	815
2-3	50-75	1500	675	2500	1140	1140
3-4	75-100	2000	900	3200	1450	1450
4-5	100-125	2500	1150	3700	1680	1680
5-6	125-150	3000	1350	4600	2090	2090
6-7	150-175	3500	1600	5300	2400	2400
>7	>175	4000	1800	6000	2725	2725

Aluminum Content Flex-Lifter

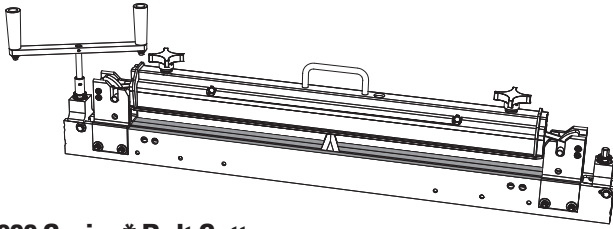
ALUMINUM ALLOY TYPE	PERCENT	
	Mg Magnesium	Ti Titanium
4043	0.05%	0.2%
5356	5.5%	0.2%
6005	0.6%	0.1%
6061	1.0%	0.0%
6063	0.7%	0.0%
7075	2.5%	0.0%



U.S. Patent No. 7,810,788

Product Ordering Information

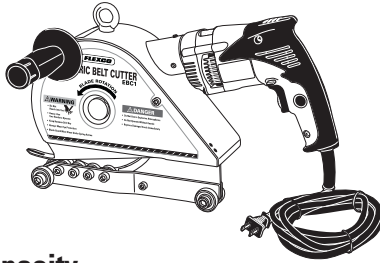
Flexco® Belt Maintenance Tools Belt Cutters and Clamps



900 Series* Belt Cutter

DESCRIPTION	BELT WIDTH		ORDERING NUMBER	ITEM CODE	WT. LBS.
	in.	mm			
Cutter Complete for belts up to 1.5' (38 mm)	24	600	900924	04200	34.0
	36	900	900936	04143	39.4
	48	1200	900948	04144	48.0
	60	1500	900960	04145	54.0
	72	1800	900972	04146	60.3
* Patent Pending	84	2130	900984	04147	86.0
Replacement Blade Kit			900CBK	04149	0.15
Drive Handle Assembly				04140	2.0

Lead time: 1 working day



Cutting Capacity

BELT TYPE	EBC1/CEBC1		EBC2/CEBC2	
	Imperial	Metric	Imperial	Metric
Rubber	Up to 1"	Up to 25 mm	Up to 2"	Up to 50 mm
PVC	Up to 360 PIW	Up to 630 EP	Up to 1140 PIW	Up to 2000 EP

Far-Pul™ HD® Belt Clamps

Load Capacity up to 3 tons (2.7 metric tons) when used with two 1-1/2 ton (1.4 metric ton) come-alongs.

DESCRIPTION	BELT WIDTH		ORDERING NUMBER	ITEM CODE	WT. LBS.
	in.	mm			
Belt Clamp Complete includes: 4 Belt Clamp Bars and 4 Belt Clamp Scissors	Up to 30	Up to 750	LSHD30	30393	79.0
	Up to 36	Up to 900	LSHD36	30394	87.0
	Up to 42	Up to 1050	LSHD42	30395	91.0
	Up to 48	Up to 1200	LSHD48	30396	98.0
	Up to 54	Up to 1350	LSHD54	30397	103.0
	Up to 60	Up to 1500	LSHD60	30398	110.0
	Up to 72	Up to 1800	LSHD72	30399	121.0
30" Belt Clamp Bar Set*	Up to 30	Up to 750	LSHDB30-2	30418	20.0
36" Belt Clamp Bar Set*	Up to 36	Up to 900	LSHDB36-2	30414	23.0
42" Belt Clamp Bar Set*	Up to 42	Up to 1050	LSHDB42-2	30421	26.0
48" Belt Clamp Bar Set*	Up to 48	Up to 1200	LSHDB48-2	30423	30.0
54" Belt Clamp Bar Set*	Up to 54	Up to 1350	LSHDB54-2	30424	33.0
60" Belt Clamp Bar Set*	Up to 60	Up to 1500	LSHDB60-2	30430	36.0
72" Belt Clamp Bar Set*	Up to 72	Up to 1800	LSHDB72-2	30408	40.0
Steel Belt Clamp Scissor - Each			LSHDS	30392	10.5
Belt Locator Pin - includes Washer and Locking Nut			LSHDLP	30400	.15
Retaining Pin Kit			LSHD-RPK	30390	2.0
Clamp Bar Screw			LSHDCBS	30373	1.0

*Includes 2 Bars per Set
Lead time: 1 working day

Shaded items are made to order.
Lead time: 5 working days

Aluminum Content 900 Series Belt Cutter


ALUMINUM ALLOY TYPE	PERCENT	
	Mg Magnesium	Ti Titanium
6005	0.6%	0.1%
6061	1.0%	0.0%
7075	2.5%	0.0%

Electric Belt Cutter

DESCRIPTION	ORDERING NUMBER	ITEM CODE	WT. LBS.
Electric Belt Cutter (for belts up to 1" thick)	EBC1	30001	29.5
Electric Belt Cutter (for belts up to 2" thick)	EBC2	30002	40.0
Replacement Blade for EBC1	EBC1-B	30003	2.0
Replacement Blade for EBC2	EBC2-B	30004	2.8
Replacement Electric Hammer Drill for EBC1	EBC1-DR	30005	7.5
Replacement Electric Hammer Drill for EBC2	EBC2-DR	30006	12.1
Replacement Eyebolt for EBC1 & EBC2	EBC-EB	30007	.9
Replacement Handle for EBC1 & EBC2	EBC-H	30008	.4

Cordless Electric Belt Cutter

DESCRIPTION	ORDERING NUMBER	ITEM CODE	WT. LBS.
Cordless Electric Belt Cutter (for belts up to 1" thick)	CEBC1	30018	29.0
Cordless Electric Belt Cutter (for belts up to 2" thick)	CEBC2	30019	39.5



Aluminum Content Far-Pul™ HD®

ALUMINUM ALLOY TYPE	PERCENT	
	Mg Magnesium	Ti Titanium
6061	1.0%	0.0%

Product Ordering Information

Flex-Lag® Rubber Pulley Lagging

Flex-Lag® Light Duty Rubber**

PATTERN	THICKNESS		LENGTH		MATERIAL	ORDERING NUMBER	ITEM CODE
	in.	mm	ft.	m			
Light Duty	.3	7.5	11	3.3	SBR	7.5NLD3.3/11	71077
Light Duty	.3	7.5	11	3.3	Nitrile	7.5WLD3.3/11	71076

Flex-Lag® Roll Lagging - SBR Rubber**

PATTERN	THICKNESS		LENGTH		ORDERING NUMBER	ITEM CODE
	in.	mm	ft.	m		
Diamond	3/8	10	21	6.5	10ND6.5/21	71002
Diamond	1/2	12	21	6.5	12ND6.5/21	71004
Diamond	5/8	15	21	6.5	15ND6.5/21	71006
Diamond	3/4	20	21	6.5	20ND6.5/21	71008
Diamond	1	25	21	6.5	25ND6.5/21	71152
Plain	3/8	10	21	6.5	10NP6.5/21	71010
Plain	1/2	12	21	6.5	12NP6.5/21	71012
Plain	5/8	15	21	6.5	15NP6.5/21	71017
Plain	3/4	20	21	6.5	20NP6.5/21	71021
Plain	1	25	21	6.5	25NP6.5/21	71163
Diamond Ceramic	1/2	12	21	6.5	12NDC6.5/21	71155
Medium Ceramic	5/8	15	21	6.5	CLMN6.5/21-15	62216

Flex-Lag® Roll Lagging - FRAS Rubber**

PATTERN	THICKNESS		LENGTH		ORDERING NUMBER	ITEM CODE
	in.	mm	ft.	m		
Diamond	3/8	10	21	6.5	10FRD6.5/21	71014
Diamond	1/2	12	21	6.5	12FRD6.5/21	71016
Diamond	5/8	15	21	6.5	15FRD6.5/21	71018
Diamond	3/4	20	21	6.5	20FRD6.5/21	71019
Plain	3/8	10	21	6.5	10FRP6.5/21	71020
Plain	1/2	12	21	6.5	12FRP6.5/21	71022
Plain	5/8	15	21	6.5	15FRP6.5/21	71015
Plain	3/4	20	21	6.5	20FRP6.5/21	72129
Diamond Ceramic	1/2	12	21	6.5	12FRDC6.5/21	71159
Medium Ceramic	5/8	15	21	6.5	CLMFR6.5/21-15	61319

FRAS (Fire Resistant Anti Static) MSHA Certification # - MSHA NO. IC-190
Ordering Number Key: **N** - SBR, **FR** - FRAS, **P** - Plain, **D** - Diamond, **DC** - Diamond Ceramic, **LD**- Light Duty

Strip Selection Chart

Pulley Diameter		Strips Req'd	Pulley Diameter		Strips Req'd
in.	mm		in.	mm	
12.6-15.0	320-381	6	42.6-45.0	1083-1145	18
15.1-17.5	382-445	7	45.1-47.5	1146-1210	19
17.6-20.0	446-510	8	47.6-50.1	1211-1273	20
20.1-22.5	511-573	9	50.2-52.6	1274-1336	21
22.6-25.0	574-636	10	52.7-55.1	1337-1400	22
25.1-27.5	637-700	11	55.2-57.6	1403-1463	23
27.6-30.0	701-764	12	57.7-60.1	1466-1527	24
30.1-32.5	765-827	13	60.2-62.6	1529-1590	25
32.6-35.0	828-891	14	62.7-65.1	1593-1654	26
35.1-37.5	892-955	15	65.2-67.6	1656-1717	27
37.6-40.0	956-1018	16	67.7-70.1	1720-1781	28
40.1-42.5	1019-1082	17	70.2-72.6	1783-1844	29

Strips = Pulley Diameter (in) x 3.14 ÷ 8,
then round up.

Rolls = $\frac{\text{Strips} \times (\text{Face Width} + 4")}{A \text{ or } B}$

A = Light Duty = 132"; B = All Others = 252"

* For Flex-Lag® Light Duty Rubber all material is 8" (200mm) wide and 10.8' (3.3M) rolls.

** For Flex-Lag® Natural Rubber and Flame-Resistant Rubber, all material is 8" (200mm) wide in 21' (6.5M) rolls.

Shaded items are made to order.
Lead time: 8 - 10 weeks

Light Duty Lagging



Diamond Ceramic Lagging



Diamond Grooved Lagging



Plain Grooved Lagging



Specifications:

Temperature Rating
5°F to 185° F (-15° C to 85° C)

Rubber Compound
SBR (Styrene-Butadiene-Rubber)

Rubber Hardness
68 ± 3 Shore A

Ceramic Compound (Diamond Ceramic Lagging)
Aluminum Oxide (Al₂O₃)

Ceramic Hardness (Diamond Ceramic Lagging)
83 HRA Rockwell Hardness Scale A

Product Ordering Information

Flex-Lag® Medium Ceramic Lagging - SBR Rubber

THICKNESS		BELT WIDTH		CERAMIC LENGTH		STRIP LENGTH		DIMPLED TILE		SMOOTH TILE	
in.	mm	in.	mm	in.	mm	in.	mm	ORDERING NUMBER	ITEM CODE	ORDERING NUMBER	ITEM CODE
5/8	15	18	450	18 5/8	474	35	880	CLMN450/18-15	61294	CLMN450/18-15S	62052
		24	600	24 5/8	626	41	1032	CLMN600/24-15	61295	CLMN600/24-15S	62053
		30	750	30 5/8	779	47	1185	CLMN750/30-15	61296	CLMN750/30-15S	62054
		36	900	36 5/8	931	53	1337	CLMN900/36-15	61297	CLMN900/36-15S	62055
		42	1050	42 5/8	1082	59	1488	CLMN1050/42-15	61298	CLMN1050/42-15S	62056
		48	1200	48 5/8	1235	65	1641	CLMN1200/48-15	61299	CLMN1200/48-15S	62057
		54	1350	54 5/8	1388	71	1794	CLMN1350/54-15	61300	CLMN1350/54-15S	62058
		60	1500	60 5/8	1541	77	1947	CLMN1500/60-15	61301	CLMN1500/60-15S	62059
		72	1800	72 5/8	1842	89	2248	CLMN1800/72-15	61302	CLMN1800/72-15S	62060
84	2100	84 7/8	2155	101	2561	CLMN2100/84-15	61303	CLMN2100/84-15S	62061		



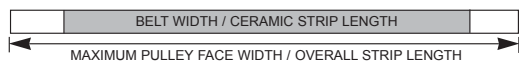
Flex-Lag® Medium Ceramic Lagging - FRAS Rubber

THICKNESS		BELT WIDTH		CERAMIC LENGTH		STRIP LENGTH		DIMPLED TILE		SMOOTH TILE	
in.	mm	in.	mm	in.	mm	in.	mm	ORDERING NUMBER	ITEM CODE	ORDERING NUMBER	ITEM CODE
5/8	15	18	450	18 5/8	474	35	880	CLMFR450/18-15	61308	CLMFR450/18-15S	62063
		24	600	24 5/8	626	41	1032	CLMFR600/24-15	61309	CLMFR600/24-15S	62064
		30	750	30 5/8	779	47	1185	CLMFR750/30-15	61310	CLMFR750/30-15S	62065
		36	900	36 5/8	931	53	1337	CLMFR900/36-15	61311	CLMFR900/36-15S	62066
		42	1050	42 5/8	1082	59	1488	CLMFR1050/42-15	61312	CLMFR1050/42-15S	62067
		48	1200	48 5/8	1235	65	1641	CLMFR1200/48-15	61313	CLMFR1200/48-15S	62068
		54	1350	54 5/8	1388	71	1794	CLMFR1350/54-15	61314	CLMFR1350/54-15S	62069
		60	1500	60 5/8	1541	77	1947	CLMFR1500/60-15	61315	CLMFR1500/60-15S	62070
		72	1800	72 5/8	1842	89	2248	CLMFR1800/72-15	61316	CLMFR1800/72-15S	62071
84	2100	84 7/8	2155	101	2561	CLMFR2100/84-15	61317	CLMFR2100/84-15S	62072		

FRAS (Fire Resistant Anti Static) MSHA Certification # - MSHA NO. IC-190
Ordering Number Key: **N** - SBR, **FR** - FRAS

Shaded items are made to order.
Lead time: 8 -10 weeks

CERAMIC STRIP CONFIGURATION



Strips Required = Pulley Diameter (in) x 3.14 ÷ 8, then round up.

Strip Selection

PULLEY DIAMETER		STRIPS REQ'D	PULLEY DIAMETER		STRIPS REQ'D
in.	mm		in.	mm	
12.6-15.0	320-381	6	42.6-45.0	1083-1145	18
15.1-17.5	382-445	7	45.1-47.5	1146-1210	19
17.6-20.0	446-510	8	47.6-50.1	1211-1273	20
20.1-22.5	511-573	9	50.2-52.6	1274-1336	21
22.6-25.0	574-636	10	52.7-55.1	1337-1400	22
25.1-27.5	637-700	11	55.2-57.6	1403-1463	23
27.6-30.0	701-764	12	57.7-60.1	1466-1527	24
30.1-32.5	765-827	13	60.2-62.6	1529-1590	25
32.6-35.0	828-891	14	62.7-65.1	1593-1654	26
35.1-37.5	892-955	15	65.2-67.6	1656-1717	27
37.6-40.0	956-1018	16	67.7-70.1	1720-1781	28
40.1-42.5	1019-1082	17	70.2-72.6	1783-1844	29

Specifications:

Temperature Rating
5°F to 185°F (-15°C to 85°C)

Ceramic Compound
Aluminum Oxide (Al₂O₃)

Rubber Compound
SBR (Styrene-Butadiene-Rubber)

Ceramic Hardness
83 HRA Rockwell Hardness Scale A

Rubber Hardness
68 ± 3 Shore A

39% Ceramic Coverage
Strips are 8" (200mm) wide

Product Notes:

- No wasted ceramic with easy-to-specify dimensions by using pulley or belt width.
- Constructed from individual ceramic tiles molded into high-durometer rubber for superior abrasion resistance.
- Horizontal grooves trap and deflect water.
- Molded ceramic buttons grip the belt's underside for positive traction and no slippage.

Product Ordering Information

Flex-Lag®
Full Ceramic Pulley Lagging

Flex-Lag® Full Ceramic Lagging - SBR Rubber

THICKNESS		BELT WIDTH		CERAMIC LENGTH		STRIP LENGTH		DIMPLED TILE		SMOOTH TILE	
in.	mm	in.	mm	in.	mm	in.	mm	ORDERING NUMBER	ITEM CODE	ORDERING NUMBER	ITEM CODE
1/2	12	18	450	18 1/2	460	34	860	CLN460/18.4-12	71111	CLN460/18.4-12S	79383
1/2	12	24	600	24	600	40	1000	CLN600/24-12	71112	CLN600/24-12S	79384
1/2	12	30	750	30 1/2	760	46	1160	CLN760/30.4-12	71113	CLN760/30.4-12S	79385
1/2	12	36	900	36	900	52	1300	CLN900/36-12	71115	CLN900/36-12S	79387
1/2	12	42	1050	42 1/2	1060	60	1500	CLN1060/42.4-12	71116	CLN1060/42.4-12S	79388
1/2	12	48	1200	48	1200	64	1600	CLN1200/48-12	71039	CLN1200/48-12S	79389
1/2	12	54	1350	54 1/2	1360	72	1800	CLN1360/54.4-12	71126	CLN1360/54.4-12S	79390
1/2	12	60	1500	60 3/4	1520	80	2000	CLN1520/60.8-12	71127	CLN1520/60.8-12S	79392
1/2	12	72	1800	72	1800	92	2300	CLN1800/72-12	71042	CLN1800/72-12S	79395
1/2	12	84	2100	84	2100	104	2600	CLN2100/84-12	71044	CLN2100/84-12S	79398

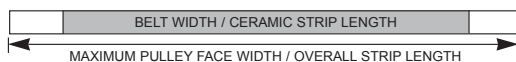
Flex-Lag® Full Ceramic Lagging - FRAS Rubber

THICKNESS		BELT WIDTH		CERAMIC LENGTH		STRIP LENGTH		DIMPLED TILE		SMOOTH TILE	
in.	mm	in.	mm	in.	mm	in.	mm	ORDERING NUMBER	ITEM CODE	ORDERING NUMBER	ITEM CODE
1/2	12	18	450	18 1/2	460	34	860	CLFR460/18.4-12	71118	CLFR460/18.4-12S	79406
1/2	12	24	600	24	600	40	1000	CLFR600/24-12	71119	CLFR600/24-12S	79407
1/2	12	30	750	30 1/2	760	46	1160	CLFR760/30.4-12	71120	CLFR760/30.4-12S	79408
1/2	12	36	900	36	900	52	1300	CLFR900/36-12	71122	CLFR900/36-12S	79410
1/2	12	42	1050	42 1/2	1060	60	1500	CLFR1060/42.4-12	71123	CLFR1060/42.4-12S	79411
1/2	12	48	1200	48	1200	64	1600	CLFR1200/48-12	71005	CLFR1200/48-12S	79412
1/2	12	54	1350	54 1/2	1360	72	1800	CLFR1360/54.4-12	A1636	CLFR1360/54.4-12S	79413
1/2	12	60	1500	60 3/4	1520	80	2000	CLFR1520/60.8-12	71009	CLFR1520/60.8-12S	79415
1/2	12	72	1800	72	1800	92	2300	CLFR1800/72-12	71079	CLFR1800/72-12S	79418
1/2	12	84	2100	84	2100	104	2600	CLFR2100/84-12	71082	CLFR2100/84-12S	79421

FRAS (Fire Resistant Anti Static) MSHA Certification # - MSHA NO. IC-190
Ordering Number Key: **N** - SBR, **FR** - FRAS

Shaded items are made to order.
Lead time: 8 - 10 weeks

CERAMIC STRIP CONFIGURATION



Strips Required = Pulley Diameter (in) x 3.14 ÷ 8, then round up.

Strip Selection Chart

Pulley Diameter		Strips Req'd	Pulley Diameter		Strips Req'd
in.	mm		in.	mm	
12.6-15.0	320-381	6	42.6-45.0	1083-1145	18
15.1-17.5	382-445	7	45.1-47.5	1146-1210	19
17.6-20.0	446-510	8	47.6-50.1	1211-1273	20
20.1-22.5	511-573	9	50.2-52.6	1274-1336	21
22.6-25.0	574-636	10	52.7-55.1	1337-1400	22
25.1-27.5	637-700	11	55.2-57.6	1403-1463	23
27.6-30.0	701-764	12	57.7-60.1	1466-1527	24
30.1-32.5	765-827	13	60.2-62.6	1529-1590	25
32.6-35.0	828-891	14	62.7-65.1	1593-1654	26
35.1-37.5	892-955	15	65.2-67.6	1656-1717	27
37.6-40.0	956-1018	16	67.7-70.1	1720-1781	28
40.1-42.5	1019-1082	17	70.2-72.6	1783-1844	29



Special Offerings

PRODUCT	PRICE COMPARED TO NATURAL RUBBER
15mm Thickness	+5%
20mm Thickness	+7 1/2%
25mm Thickness	+15%

Specifications:

Temperature Rating
5°F to 185° F (-15° C to 85° C)

Ceramic Compound
Aluminum Oxide (Al₂O₃)

Rubber Compound
SBR (Styrene-Butadiene-Rubber)

Ceramic Hardness
83 HRA Rockwell Hardness Scale A

Rubber Hardness
68 ± 3 Shore A

80% Ceramic Coverage
Strips are 8" (200mm) wide

Product Ordering Information

Flex-Lag® Adhesive/Activator/Primer

ORDERING NUMBER	DESCRIPTION	ITEM CODE	WEIGHT	VOLUME
FL-ADH-0.8	Adhesive	75017	1.6 lb. (0.7 Kg)	27.1 oz (0.8L)
FL-ACT	Activator	70186	0.1 lb. (40 g)	-
FL-PR-0.75	Primer	70189	1.6 lb. (0.7 Kg)	25.4 oz (0.75L)

Each Flex-Lag Adhesive is mixed with one Flex-Lag Activator. Refer to the usage chart below to calculate the number of cans required for your pulley. For sizes not included in the chart please contact Flexco Customer Service for assistance.



ADHESIVE 0.8L / ACTIVATOR 40g (1:1 ratio) (Covers 1,000 in²/.645 m²)

		Face Width																				
		10	14	18	22	26	30	34	38	42	46	50	54	58	62	66	70	74	78	82	86	90
Pulley Diameter	In.	254	356	457	559	660	762	864	965	1067	1168	1270	1372	1473	1575	1676	1778	1880	1981	2083	2184	2286
	8	203	1	1	1	1	1	1	1	1	2	2	2	2	2	2	2	2	2	2	3	3
12	305	1	1	1	1	1	2	2	2	2	2	2	3	3	3	3	3	3	3	4	4	4
16	406	1	1	1	2	2	2	2	2	3	3	3	3	3	4	4	4	4	4	5	5	5
20	508	1	1	2	2	2	2	3	3	3	3	4	4	4	4	5	5	5	5	6	6	6
24	610	1	2	2	2	2	3	3	3	4	4	4	5	5	5	6	6	6	6	7	7	7
28	711	1	2	2	2	3	3	3	4	4	5	5	5	6	6	6	7	7	7	8	8	8
32	813	2	2	2	3	3	4	4	4	5	5	6	6	6	7	7	8	8	8	9	9	10
36	914	2	2	3	3	3	4	4	5	5	6	6	7	7	8	8	8	9	9	10	10	11
40	1016	2	2	3	3	4	4	5	5	6	6	7	7	8	8	9	9	10	10	11	11	12
44	1118	2	2	3	4	4	5	5	6	6	7	7	8	8	9	9	10	10	11	11	12	13
48	1219	2	3	3	4	4	5	6	6	7	7	8	9	9	10	10	11	12	12	13	13	14
52	1321	2	3	3	4	5	5	6	7	7	8	9	9	10	11	11	12	13	13	14	15	15
56	1422	2	3	4	4	5	6	6	7	8	9	9	10	11	11	12	13	14	14	15	16	16
60	1524	2	3	4	5	5	6	7	8	8	9	10	11	11	12	13	14	14	15	16	17	17

PRIMER .75L (Covers 10,000 in²/6.45 m²)

		Face Width																				
		10	14	18	22	26	30	34	38	42	46	50	54	58	62	66	70	74	78	82	86	90
Pulley Diameter	In.	254	356	457	559	660	762	864	965	1067	1168	1270	1372	1473	1575	1676	1778	1880	1981	2083	2184	2286
	8	203	1	1	1	1	1	1	1	1	1	1	1	1	1	1	1	1	1	1	1	1
12	305	1	1	1	1	1	1	1	1	1	1	1	1	1	1	1	1	1	1	1	1	1
16	406	1	1	1	1	1	1	1	1	1	1	1	1	1	1	1	1	1	1	1	1	1
20	508	1	1	1	1	1	1	1	1	1	1	1	1	1	1	1	1	1	1	1	1	1
24	610	1	1	1	1	1	1	1	1	1	1	1	1	1	1	1	1	1	1	1	1	1
28	711	1	1	1	1	1	1	1	1	1	1	1	1	1	1	1	1	1	1	1	1	1
32	813	1	1	1	1	1	1	1	1	1	1	1	1	1	1	1	1	1	1	1	1	1
36	914	1	1	1	1	1	1	1	1	1	1	1	1	1	1	1	1	1	1	1	1	2
40	1016	1	1	1	1	1	1	1	1	1	1	1	1	1	1	1	1	1	1	2	2	2
44	1118	1	1	1	1	1	1	1	1	1	1	1	1	1	1	1	1	2	2	2	2	2
48	1219	1	1	1	1	1	1	1	1	1	1	1	1	1	1	2	2	2	2	2	2	2
52	1321	1	1	1	1	1	1	1	1	1	1	1	1	2	2	2	2	2	2	2	2	2
56	1422	1	1	1	1	1	1	1	1	1	1	1	2	2	2	2	2	2	2	2	2	2
60	1524	1	1	1	1	1	1	1	1	1	1	2	2	2	2	2	2	2	2	2	2	2



Flex-Lag® Toolbox

ORDERING NUMBER	DESCRIPTION	ITEM CODE	WT. (LBS)
LAGGING-TB	with Power Tools	79080	32.0
LAGGING-TB2	without Power Tools	79099	20.0

Both Include:

- 25-ft measuring tape
- BCP location tool
- Chalk line
- Paint brushes (3)
- Lagging stitchers (3)
- White paint marker
- HD knife and replacement blades
- Bench brush
- Deadblow hammer

LAGGING-TB Also Includes:

- Air hammer kit
- 24-grit flap disc
- Rubber buffing disc
- Grinder
- Metal grinding disc
- Oscillating tool and accessories

Product Ordering Information

Flex-Lag® Weld-On™ Rubber Pulley Lagging



Strip Selection Chart

PULLEY DIAMETER		STRIPS REQUIRED
in.	mm	
16	400	8
18	450	9
24	600	12
30	750	15
36	900	18
42	1050	21
48	1200	24
54	1350	27
60	1500	30
72	1800	36

Strips Required = Pulley Diameter (in) ÷ 2, then round down.

Flex-Lag® Weld-on Diamond Lagging

SBR Rubber

Pulley Diameter 16" - 29" (400 - 725 mm)

BELT WIDTH		STRIP LENGTH		ORDERING NUMBER	ITEM CODE
in.	mm	in.	mm		
18	450	20	500	WND18-16	72169
24	600	26	650	WND24-16	72171
30	750	32	800	WND30-16	72173
36	900	38	950	WND36-16	72175
42	1050	44	1100	WND42-16	72177
48	1200	51	1275	WND48-16	72179
54	1350	57	1425	WND54-16	72181
60	1500	63	1575	WND60-16	72183
72	1800	75	1875	WND72-16	72185

SBR Rubber

Pulley Diameter 30" + (750 mm+)

BELT WIDTH		STRIP LENGTH		ORDERING NUMBER	ITEM CODE
in.	mm	in.	mm		
18	450	20	500	WND18-30	72170
24	600	26	650	WND24-30	72172
30	750	32	800	WND30-30	72174
36	900	38	950	WND36-30	72176
42	1050	44	1100	WND42-30	72178
48	1200	51	1275	WND48-30	72180
54	1350	57	1425	WND54-30	72182
60	1500	63	1575	WND60-30	72184
72	1800	75	1875	WND72-30	72186

FRAS Rubber

Pulley Diameter 16" - 29" (400 - 725 mm)

BELT WIDTH		STRIP LENGTH		ORDERING NUMBER	ITEM CODE
in.	mm	in.	mm		
18	450	20	500	WFRD18-16	72187
24	600	26	650	WFRD24-16	72189
30	750	32	800	WFRD30-16	72191
36	900	38	950	WFRD36-16	72193
42	1050	44	1100	WFRD42-16	72195
48	1200	51	1275	WFRD48-16	72197
54	1350	57	1425	WFRD54-16	72199
60	1500	63	1575	WFRD60-16	72201
72	1800	75	1875	WFRD72-16	72203


FRAS Rubber

Pulley Diameter 30" + (750 mm+)

BELT WIDTH		STRIP LENGTH		ORDERING NUMBER	ITEM CODE
in.	mm	in.	mm		
18	450	20	500	WFRD18-30	72188
24	600	26	650	WFRD24-30	72190
30	750	32	800	WFRD30-30	72192
36	900	38	950	WFRD36-30	72194
42	1050	44	1100	WFRD42-30	72196
48	1200	51	1275	WFRD48-30	72198
54	1350	57	1425	WFRD54-30	72200
60	1500	63	1575	WFRD60-30	72202
72	1800	75	1875	WFRD72-30	72204

FRAS (Fire Resistant Anti Static) MSHA Certification # - MSHA NO. IC-190

Product Ordering Information



Strip Selection Chart

PULLEY DIAMETER		STRIPS REQUIRED
in.	mm	
16	400	8
18	450	9
24	600	12
30	750	15
36	900	18
42	1050	21
48	1200	24
54	1350	27
60	1500	30
72	1800	36

Strips Required = Pulley Diameter (in) ÷ 2, then round down.

Flex-Lag® Weld-on Full Ceramic Lagging

SBR Rubber

Pulley Diameter 16" - 29" (400 - 725 mm)

BELT WIDTH		STRIP LENGTH		ORDERING NUMBER	ITEM CODE
in.	mm	in.	mm		
18	450	20	500	WCLN18-16	71131
24	600	26	650	WCLN24-16	71132
30	750	32	800	WCLN30-16	71133
36	900	38	950	WCLN36-16	71135
42	1050	44	1100	WCLN42-16	71137
48	1200	51	1275	WCLN48-16	71139
54	1350	57	1425	WCLN54-16	71149
60	1500	63	1575	WCLN60-16	71165
72	1800	75	1875	WCLN72-16	71151

SBR Rubber

Pulley Diameter 30" + (750 mm+)

BELT WIDTH		STRIP LENGTH		ORDERING NUMBER	ITEM CODE
in.	mm	in.	mm		
24	600	26	650	WCLN24-30	71150
30	750	32	800	WCLN30-30	71134
36	900	38	950	WCLN36-30	71136
42	1050	44	1100	WCLN42-30	71138
48	1200	51	1275	WCLN48-30	71144
54	1350	57	1425	WCLN54-30	71145
60	1500	63	1575	WCLN60-30	71146
72	1800	75	1875	WCLN72-30	71147

INDEX By Ordering Number

Ordering Number	Item Code	Page #	Ordering Number	Item Code	Page #	Ordering Number	Item Code	Page #	Ordering Number	Item Code	Page #
900924	4200	219	CART-54/1350	77905	115	CBS96SF	79946	131	CCKHDL	79225	115
900936	4143	219	CART-54/1350	77905	119	CBSBLD18F	79947	131	CCKHDL	79225	146
900948	4144	219	CART-60/1500	77906	111	CBSBLD18F	79947	133	CCKHDR	79229	79
900960	4145	219	CART-60/1500	77906	115	CBSBLD18F	79947	136	CCKHDR	79229	111
900972	4146	219	CART-60/1500	77906	119	CBSBLD24F	79948	131	CCKHDR	79229	115
900984	4147	219	CART-72/1800	77907	111	CBSBLD24F	79948	133	CCKHDR	79229	146
10FRD6.5/21	71014	220	CART-72/1800	77907	115	CBSBLD24F	79948	136	CCKHDTs	79233	79
10FRP6.5/21	71020	220	CART-72/1800	77907	119	CBSBLD30F	79949	131	CCKHDTs	79233	111
10ND6.5/21	71002	220	CART2-120/3000	77912	111	CBSBLD30F	79949	133	CCKHDTs	79233	115
10NP6.5/21	71010	220	CART2-120/3000	77912	115	CBSBLD30F	79949	136	CCKHDTs	79233	146
12FRD6.5/21	71016	220	CART2-120/3000	77912	119	CBSBLD36F	79950	131	CCKL	79224	79
12FRDC6.5/21	71159	220	CART2-60/1500	77908	111	CBSBLD36F	79950	133	CCKL	79224	91
12FRP6.5/21	71022	220	CART2-60/1500	77908	115	CBSBLD36F	79950	136	CCKL	79224	94
12ND6.5/21	71004	220	CART2-60/1500	77908	119	CBSBLD42F	79951	131	CCKL	79224	146
12NDC6.5/21	71155	220	CART2-72/1800	77909	111	CBSBLD42F	79951	133	CCKR	79228	79
12NP6.5/21	71012	220	CART2-72/1800	77909	115	CBSBLD42F	79951	136	CCKR	79228	91
15FRD6.5/21	71018	220	CART2-72/1800	77909	119	CBSBLD48F	79952	131	CCKR	79228	94
15FRP6.5/21	71015	220	CART2-84/2100	77910	111	CBSBLD48F	79952	133	CCKR	79228	146
15ND6.5/21	71006	220	CART2-84/2100	77910	115	CBSBLD48F	79952	136	CCKTS	79232	79
15NP6.5/21	71017	220	CART2-84/2100	77910	119	CBSBLD54F	79953	131	CCKTS	79232	91
20FRD6.5/21	71019	220	CART2-96/2400	77911	111	CBSBLD54F	79953	133	CCKTS	79232	94
20FRP6.5/21	72129	220	CART2-96/2400	77911	115	CBSBLD54F	79953	136	CCKTS	79232	146
20ND6.5/21	71008	220	CART2-96/2400	77911	119	CBSBLD60F	79954	131	CCMK	78919	79
20NP6.5/21	71021	220	CBC18	76668	130	CBSBLD60F	79954	133	CCMK	78919	91
25ND6.5/21	71152	220	CBC24	76669	130	CBSBLD60F	79954	136	CCMK	78919	94
25NP6.5/21	71163	220	CBC30	76670	130	CBSBLD72F	79955	131	CCMK	78919	146
7.5NLD3.3/11	71077	220	CBC36	76671	130	CBSBLD72F	79955	133	CCMKHD	78920	79
7.5WLD3.3/11	71076	220	CBC3R	90641	130	CBSBLD72F	79955	136	CCMKHD	78920	111
900CBK	4149	219	CBC42	76672	130	CBSBLD84F	79956	131	CCMKHD	78920	115
ABU	76788	122	CBC48	76673	130	CBSBLD84F	79956	133	CCMKHD	78920	146
ABU	76788	122	CBC54	76674	130	CBSBLD84F	79956	136	CDWB24	75884	123
AWTA	75907	47	CBC60	76675	130	CBSBLD96F	79957	131	CDWB30	75885	123
AWTA	75907	55	CBC72	90762	130	CBSBLD96F	79957	133	CDWB36	75886	123
AWTA	75907	60	CBC84	90763	130	CBSBLD96F	79957	136	CDWB42	75887	123
AWTB	75905	47	CBCS18	90537	130	CBSBP18F	90101	133	CDWB48	75888	123
AWTB	75905	55	CBCS24	90538	130	CBSBP24F	90102	133	CDWB54	75889	123
AWTB	75905	60	CBCS30	90539	130	CBSBP30F	90103	133	CDWB60	75890	123
AWTHK	75909	47	CBCS36	90540	130	CBSBP36F	90104	133	CDWB72	75891	123
AWTHK	75909	55	CBCS42	90541	130	CBSBP42F	90105	133	CDWB84	76942	123
AWTHK	75909	60	CBCS48	90542	130	CBSBP48F	90106	133	CDWB96	79062	123
AWTMB	75906	47	CBCS54	90543	130	CBSBP54F	90107	133	CEBC1	30018	219
AWTMB	75906	55	CBCS60	90544	130	CBSBP60F	90108	133	CEBC2	30019	219
AWTMB	75906	60	CBCS72	90554	130	CBSBP72F	90109	133	CFG-212	78838	21
AWTNCB	76069	47	CBCS84	90555	130	CBSBP84F	90110	133	CFG-218	78839	21
AWTNCB	76069	55	CBS18PF	79958	131	CBSBP96F	90111	133	CFG-224	78840	21
AWTNCB	76069	60	CBS18SF	79936	131	CBSP18	91432	133	CFG-230	78841	21
AWTPBA	90000	47	CBS24PF	79959	131	CBSP24	91433	133	CFG-236	78842	21
AWTPBA	90000	55	CBS24SF	79937	131	CBSP30	91434	133	CFG-242	78843	21
AWTPBA	90000	60	CBS30PF	79960	131	CBSP36	91435	133	CFG-248	78844	21
CART-24/600	77900	111	CBS30SF	79938	131	CBSP42	91436	133	CFG-254	78845	21
CART-24/600	77900	115	CBS36PF	79961	131	CBSP48	91437	133	CFG-260	78846	21
CART-24/600	77900	119	CBS36SF	79939	131	CBSP54	91438	133	CFG-818	78924	21
CART-30/750	77901	111	CBS42PF	79962	131	CBSP60	91439	133	CFG-824	78925	21
CART-30/750	77901	115	CBS42SF	79940	131	CBSP72	91440	133	CFG-830	78926	21
CART-30/750	77901	119	CBS48PF	79963	131	CBSP84	91441	133	CFG-836	78927	21
CART-36/900	77902	111	CBS48SF	79941	131	CBSP96	91442	133	CFG-842	78928	21
CART-36/900	77902	115	CBS54PF	79964	131	CBV-72	74389	162	CFG-848	78929	21
CART-36/900	77902	119	CBS54SF	79942	131	CBV-84	74390	162	CFG-854	78930	21
CART-42/1050	77903	111	CBS60PF	79965	131	CBV-96	74391	162	CFG-860	78931	21
CART-42/1050	77903	115	CBS60SF	79943	131	CBV-L	73134	162	CLFR1060/42.4-12	71123	222
CART-42/1050	77903	119	CBS72PF	79966	131	CBV-M	73133	162	CLFR1060/42.4-12S	79411	222
CART-48/1200	77904	111	CBS72SF	79944	131	CBV-S	73132	162	CLFR1200/48-12	71005	222
CART-48/1200	77904	115	CBS84PF	79967	131	CBV-XS	73131	162	CLFR1200/48-12S	79412	222
CART-48/1200	77904	119	CBS84SF	79945	131	CCKHDL	79225	79	CLFR1360/54.4-12	A1636	222
CART-54/1350	77905	111	CBS96PF	79968	131	CCKHDL	79225	111	CLFR1360/54.4-12S	79413	222

INDEX By Ordering Number

Ordering Number	Item Code	Page #	Ordering Number	Item Code	Page #	Ordering Number	Item Code	Page #	Ordering Number	Item Code	Page #
CLFR1520/60.8-12	71009	222	CLN1800/72-12S	79395	222	CRB-LS10HT	77551	31	CRB-UHT52	91260	16
CLFR1520/60.8-12S	79415	222	CLN2100/84-12	71044	222	CRB-LS10W	77097	27	CRB-UHT52	91260	37
CLFR1800/72-12	71079	222	CLN2100/84-12S	79398	222	CRB-LS10W	77097	31	CRB-UHT58	91261	16
CLFR1800/72-12S	79418	222	CLN460/18.4-12	71111	222	CRB-LS16	77089	27	CRB-UHT58	91261	37
CLFR2100/84-12	71082	222	CLN460/18.4-12S	79383	222	CRB-LS16	77089	31	CRB-UHT64	91262	16
CLFR2100/84-12S	79421	222	CLN600/24-12	71112	222	CRB-LS16HT	77552	27	CRB-UHT64	91262	37
CLFR460/18.4-12	71118	222	CLN600/24-12S	79384	222	CRB-LS16HT	77552	31	CRB-UHT70	91263	16
CLFR460/18.4-12S	79406	222	CLN760/30.4-12	71113	222	CRB-LS16W	77098	27	CRB-UHT70	91263	37
CLFR600/24-12	71119	222	CLN760/30.4-12S	79385	222	CRB-LS16W	77098	31	CRB-W10	78471	16
CLFR600/24-12S	79407	222	CLN900/36-12	71115	222	CRB-LS22	77090	27	CRB-W10	78471	22
CLFR760/30.4-12	71120	222	CLN900/36-12S	79387	222	CRB-LS22	77090	31	CRB-W10	78471	37
CLFR760/30.4-12S	79408	222	CLSFG-212	77144	30	CRB-LS22HT	77553	27	CRB-W16	78472	16
CLFR900/36-12	71122	222	CLSFG-218	77145	30	CRB-LS22HT	77553	31	CRB-W16	78472	22
CLFR900/36-12S	79410	222	CLSFG-224	77146	30	CRB-LS22W	77099	27	CRB-W16	78472	37
CLMFR1050/42-15	61312	221	CLSFG-230	77147	30	CRB-LS22W	77099	31	CRB-W22	78473	16
CLMFR1050/42-15S	62067	221	CLSFG-236	77148	30	CRB-LS28	77091	27	CRB-W22	78473	22
CLMFR1200/48-15	61313	221	CLSFG-242	77149	30	CRB-LS28	77091	31	CRB-W22	78473	37
CLMFR1200/48-15S	62068	221	CLSFG-248	77150	30	CRB-LS28HT	77554	27	CRB-W28	78474	16
CLMFR1350/54-15	61314	221	CLSFG-254	77151	30	CRB-LS28HT	77554	31	CRB-W28	78474	22
CLMFR1350/54-15S	62069	221	CLSFG-260	77152	30	CRB-LS28W	77100	27	CRB-W28	78474	37
CLMFR1500/60-15	61315	221	CLSFG-818	77153	30	CRB-LS28W	77100	31	CRB-W34	78475	16
CLMFR1500/60-15S	62070	221	CLSFG-824	77154	30	CRB-LS34	77092	27	CRB-W34	78475	22
CLMFR1800/72-15	61316	221	CLSFG-830	77155	30	CRB-LS34	77092	31	CRB-W34	78475	37
CLMFR1800/72-15S	62071	221	CLSFG-836	77156	30	CRB-LS34HT	77555	27	CRB-W40	78476	16
CLMFR2100/84-15	61317	221	CLSFG-842	77157	30	CRB-LS34HT	77555	31	CRB-W40	78476	22
CLMFR2100/84-15S	62072	221	CLSFG-848	77158	30	CRB-LS34W	77101	27	CRB-W40	78476	37
CLMFR450/18-15	61308	221	CLSFG-854	77159	30	CRB-LS34W	77101	31	CRB-W46	78477	16
CLMFR450/18-15S	62063	221	CLSFG-860	77160	30	CRB-LS40	77093	27	CRB-W46	78477	22
CLMFR6.5/21-15	61319	220	CPB	76692	130	CRB-LS40	77093	31	CRB-W46	78477	37
CLMFR600/24-15	61309	221	CRB-HT10	76593	16	CRB-LS40HT	77556	27	CRB-W52	78478	16
CLMFR600/24-15S	62064	221	CRB-HT10	76593	22	CRB-LS40HT	77556	31	CRB-W52	78478	22
CLMFR750/30-15	61310	221	CRB-HT10	76593	37	CRB-LS40W	77102	27	CRB-W52	78478	37
CLMFR750/30-15S	62065	221	CRB-HT16	76594	16	CRB-LS40W	77102	31	CRB-W58	78479	16
CLMFR900/36-15	61311	221	CRB-HT16	76594	22	CRB-LS46	77094	27	CRB-W58	78479	22
CLMFR900/36-15S	62066	221	CRB-HT16	76594	37	CRB-LS46	77094	31	CRB-W58	78479	37
CLMN1050/42-15	61298	221	CRB-HT22	76595	16	CRB-LS46HT	77557	27	CRB10	75628	16
CLMN1050/42-15S	62056	221	CRB-HT22	76595	22	CRB-LS46HT	77557	31	CRB10	75628	22
CLMN1200/48-15	61299	221	CRB-HT22	76595	37	CRB-LS46W	77103	27	CRB10	75628	37
CLMN1200/48-15S	62057	221	CRB-HT28	76596	16	CRB-LS46W	77103	31	CRB10	75628	149
CLMN1350/54-15	61300	221	CRB-HT28	76596	22	CRB-LS52	77095	27	CRB16	75629	16
CLMN1350/54-15S	62058	221	CRB-HT28	76596	37	CRB-LS52	77095	31	CRB16	75629	22
CLMN1500/60-15	61301	221	CRB-HT34	76597	16	CRB-LS52HT	77558	27	CRB16	75629	37
CLMN1500/60-15S	62059	221	CRB-HT34	76597	22	CRB-LS52HT	77558	31	CRB16	75629	149
CLMN1800/72-15	61302	221	CRB-HT34	76597	37	CRB-LS52W	77104	27	CRB22	75630	16
CLMN1800/72-15S	62060	221	CRB-HT40	76598	16	CRB-LS52W	77104	31	CRB22	75630	22
CLMN2100/84-15	61303	221	CRB-HT40	76598	22	CRB-LS58	77096	27	CRB22	75630	37
CLMN2100/84-15S	62061	221	CRB-HT40	76598	37	CRB-LS58	77096	31	CRB22	75630	149
CLMN450/18-15	61294	221	CRB-HT46	76599	16	CRB-LS58HT	77559	27	CRB28	75631	16
CLMN450/18-15S	62052	221	CRB-HT46	76599	22	CRB-LS58HT	77559	31	CRB28	75631	22
CLMN6.5/21-15	62216	220	CRB-HT46	76599	37	CRB-LS58W	77105	27	CRB28	75631	37
CLMN600/24-15	61295	221	CRB-HT52	76600	16	CRB-LS58W	77105	31	CRB28	75631	149
CLMN600/24-15S	62053	221	CRB-HT52	76600	22	CRB-UHT10	91253	16	CRB34	75632	16
CLMN750/30-15	61296	221	CRB-HT52	76600	37	CRB-UHT10	91253	37	CRB34	75632	22
CLMN750/30-15S	62054	221	CRB-HT58	76601	16	CRB-UHT16	91254	16	CRB34	75632	37
CLMN900/36-15	61297	221	CRB-HT58	76601	22	CRB-UHT16	91254	37	CRB34	75632	149
CLMN900/36-15S	62055	221	CRB-HT58	76601	37	CRB-UHT22	91255	16	CRB40	75633	16
CLN1060/42.4-12	71116	222	CRB-HT64	76602	16	CRB-UHT22	91255	37	CRB40	75633	22
CLN1060/42.4-12S	79388	222	CRB-HT64	76602	22	CRB-UHT28	91256	16	CRB40	75633	37
CLN1200/48-12	71039	222	CRB-HT64	76602	37	CRB-UHT28	91256	37	CRB40	75633	149
CLN1200/48-12S	79389	222	CRB-HT70	76603	16	CRB-UHT34	91257	16	CRB46	75634	16
CLN1360/54.4-12	71126	222	CRB-HT70	76603	22	CRB-UHT34	91257	37	CRB46	75634	22
CLN1360/54.4-12S	79390	222	CRB-HT70	76603	37	CRB-UHT40	91258	16	CRB46	75634	37
CLN1520/60.8-12	71127	222	CRB-LS10	77088	27	CRB-UHT40	91258	37	CRB46	75634	149
CLN1520/60.8-12S	79392	222	CRB-LS10	77088	31	CRB-UHT46	91259	16	CRB52	75635	16
CLN1800/72-12	71042	222	CRB-LS10HT	77551	27	CRB-UHT46	91259	37	CRB52	75635	22

INDEX By Ordering Number

Ordering Number	Item Code	Page #	Ordering Number	Item Code	Page #	Ordering Number	Item Code	Page #	Ordering Number	Item Code	Page #	
CRB52	75635	37	DRXH-36-420	76882	190	DRXM-36-435	76866	188	EZAI-30I		79092	182
CRB52	75635	149	DRXH-36-435	76898	190	DRXM-36-520	76858	188	EZAI-36		79002	167
CRB58	75636	16	DRXH-36-520	76890	190	DRXM-36-535	76874	188	EZAI-36I		79093	170
CRB58	75636	22	DRXH-36-535	76906	190	DRXM-42-420	76851	188	EZAI-36I		79093	179
CRB58	75636	37	DRXH-42-420	76883	190	DRXM-42-435	76867	188	EZAI-36I		79093	182
CRB58	75636	149	DRXH-42-435	76899	190	DRXM-42-520	76859	188	EZAI-42		79003	167
CRB64	75775	16	DRXH-42-520	76891	190	DRXM-42-535	76875	188	EZAI-42I		79094	170
CRB64	75775	22	DRXH-42-535	76907	190	DRXM-48-420	76852	188	EZAI-42I		79094	179
CRB64	75775	37	DRXH-48-420	76884	190	DRXM-48-435	76868	188	EZAI-42I		79094	182
CRB70	75773	16	DRXH-48-435	76900	190	DRXM-48-520	76860	188	EZAI-48		79004	167
CRB70	75773	22	DRXH-48-520	76892	190	DRXM-48-535	76876	188	EZAI-48I		79095	170
CRB70	75773	37	DRXH-48-535	76908	190	DRXM-54-420	76853	188	EZAI-48I		79095	179
CRB70	75773	149	DRXH-54-420	76885	190	DRXM-54-435	76869	188	EZAI-48I		79095	182
CRB76	76940	16	DRXH-54-435	76901	190	DRXM-54-520	76861	188	EZAI-54		79005	167
CRB76	76940	22	DRXH-54-520	76893	190	DRXM-54-535	76877	188	EZAI-54I		79096	170
CRB76	76940	37	DRXH-54-535	76909	190	DRXM-60-420	76854	188	EZAI-54I		79096	179
CRB82	76941	16	DRXH-60-420	76886	190	DRXM-60-435	76870	188	EZAI-54I		79096	182
CRB82	76941	22	DRXH-60-435	76902	190	DRXM-60-520	76862	188	EZAI-60		79006	167
CRB82	76941	37	DRXH-60-520	76894	190	DRXM-60-535	76878	188	EZAI-60I		79097	170
CRDF18	90631	130	DRXH-60-535	76910	190	DRXM-72-420	76855	188	EZAI-60I		79097	179
CRDF24	90632	130	DRXH-72-420	76887	190	DRXM-72-435	76871	188	EZAI-60I		79097	182
CRDF30	90633	130	DRXH-72-435	76903	190	DRXM-72-520	76863	188	EZAI-72		79007	167
CRDF36	90634	130	DRXH-72-520	76895	190	DRXM-72-535	76879	188	EZAI-72I		79098	170
CRDF42	90635	130	DRXH-72-535	76911	190	DWP-72	75883	126	EZAI-72I		79098	179
CRDF48	90636	130	DRXL-24-420	76816	186	DWP-84	76815	126	EZAI-72I		79098	182
CRDF54	90637	130	DRXL-24-435	76832	186	DWP-96	79060	126	EZBMK-24		78944	175
CRDF60	90638	130	DRXL-24-520	76824	186	EBC-EB	30007	219	EZBMK-24		78944	178
CRDF72	90639	130	DRXL-24-535	76840	186	EBC-H	30008	219	EZBMK-24		78945	175
CRDF84	90640	130	DRXL-30-420	76817	186	EBC1	30001	219	EZBMK-30		78945	178
CST1HD-B	77874	119	DRXL-30-435	76833	186	EBC1-B	30003	219	EZBMK-36		78946	175
CST1HD-G	77875	119	DRXL-30-520	76825	186	EBC1-DR	30005	219	EZBMK-36		78946	178
CST1HD-S	77873	119	DRXL-30-535	76841	186	EBC2	30002	219	EZBMK-42		78947	175
CST1HD-W	77872	119	DRXL-36-420	76818	186	EBC2-B	30004	219	EZBMK-42		78947	178
CSTBK	77037	119	DRXL-36-435	76834	186	EBC2-DR	30006	219	EZBMK-48		78948	175
CSTHDMK	77871	119	DRXL-36-520	76826	186	ELT	74774	144	EZBMK-48		78948	178
CSTHDPM	77869	119	DRXL-36-535	76842	186	ESBK-ATEX	90264	19	EZBMK-54		78949	175
CTS-B	77744	119	DRXL-42-420	76819	186	ESBK-B	76411	19	EZBMK-54		78949	178
CTS-B-S/S	78387	33	DRXL-42-435	76835	186	ESBK-PS	76410	19	EZBMK-60		78950	175
CTS-G	77745	119	DRXL-42-520	76827	186	ESBK-PS	76410	122	EZBMK-60		78950	178
CTS-S	77743	83	DRXL-42-535	76843	186	ESPBK	76408	19	EZBMK-60		78951	175
CTS-S	77743	97	DRXL-48-420	76820	186	ESPRK	76409	19	EZBMK-72		78951	178
CTS-S	77743	119	DRXL-48-435	76836	186	ESPRK	76409	122	EZBS-L4		78953	172
CTS-W	77742	119	DRXL-48-520	76828	186	ESPSBK	76407	19	EZBS-L4		78953	175
DRXD-42-520	76912	192	DRXL-48-535	76844	186	ESS-B	76413	19	EZBS-L5		78954	172
DRXD-42-535	76919	192	DRXL-54-420	76821	186	ESS-S	76412	19	EZBS-L5		78954	175
DRXD-48-520	76913	192	DRXL-54-435	76837	186	ESS-S	76412	122	EZCRMK24-48		90434	172
DRXD-48-535	76920	192	DRXL-54-520	76829	186	EST-A-B	90816	19	EZCRMK54-60		90261	172
DRXD-54-520	76914	192	DRXL-54-535	76845	186	EST-A-P	90814	19	EZCRMK72		90262	172
DRXD-54-535	76921	192	DRXL-60-420	76822	186	EST-A-S	90815	19	EZCSK-24		78978	169
DRXD-60-520	76915	192	DRXL-60-435	76838	186	EST-B	76405	19	EZCSK-24		78978	172
DRXD-60-535	76922	192	DRXL-60-520	76830	186	EST-G-S/S	78810	24	EZCSK-24		78978	175
DRXD-72-520	76916	192	DRXL-60-535	76846	186	EST-P	76403	19	EZCSK-24		78978	178
DRXD-72-535	76923	192	DRXL-72-420	76823	186	EST-P-S/S	78808	24	EZCSK-30		78979	169
DRXD-84-520	76917	192	DRXL-72-435	76839	186	EST-S	76404	19	EZCSK-30		78979	172
DRXD-84-535	76924	192	DRXL-72-520	76831	186	EST-W-S/S	78809	24	EZCSK-30		78979	175
DRXD-96-520	76918	192	DRXL-72-535	76847	186	ESTAK-EST	76406	19	EZCSK-30		78979	178
DRXD-96-535	76925	192	DRXM-24-420	76848	188	ESTAK-EST	76406	122	EZCSK-36		78980	169
DRXH-24-420	76880	190	DRXM-24-435	76864	188	ESTAK-EST-S/S	78849	24	EZCSK-36		78980	172
DRXH-24-435	76896	190	DRXM-24-520	76856	188	EZAI-24	79000	167	EZCSK-36		78980	175
DRXH-24-520	76888	190	DRXM-24-535	76872	188	EZAI-24I	79091	170	EZCSK-36		78980	178
DRXH-24-535	76904	190	DRXM-30-420	76849	188	EZAI-24I	79091	179	EZCSK-42		78981	169
DRXH-30-420	76881	190	DRXM-30-435	76865	188	EZAI-24I	79091	182	EZCSK-42		78981	172
DRXH-30-435	76897	190	DRXM-30-520	76857	188	EZAI-30	79001	167	EZCSK-42		78981	175
DRXH-30-520	76889	190	DRXM-30-535	76873	188	EZAI-30I	79092	170	EZCSK-42		78981	178
DRXH-30-535	76905	190	DRXM-36-420	76850	188	EZAI-30I	79092	179	EZCSK-48		78982	169

INDEX By Ordering Number

Ordering Number	Item Code	Page #	Ordering Number	Item Code	Page #	Ordering Number	Item Code	Page #	Ordering Number	Item Code	Page #
EZCSK-48	78982	172	EZP-LS260HT	77754	26	EZP1BP	75642	19	EZPTCKHD	78509	20
EZCSK-48	78982	175	EZP-LS818	77136	25	EZP1BP	75642	20	EZPTMPK	78507	20
EZCSK-48	78982	178	EZP-LS824	77137	25	EZP1BP	75642	149	EZPTSK	78511	20
EZCSK-54	78983	169	EZP-LS830	77138	25	EZP1BP	75642	153	EZPTSKHHD	78512	20
EZCSK-54	78983	172	EZP-LS836	77139	25	EZP1BP	75642	154	EZPTSR	78510	20
EZCSK-54	78983	175	EZP-LS842	77140	25	EZP1MPK	75637	19	EZRMRK	78952	169
EZCSK-54	78983	178	EZP-LS848	77141	25	EZP1MPK-S/S	78923	24	EZS2-18	75643	76
EZCSK-60	78984	169	EZP-LS854	77142	25	EZP10TK1	76418	19	EZS2-24	75644	76
EZCSK-60	78984	172	EZP-LS860	77143	25	EZP10TK2	76419	19	EZS2-30	75645	76
EZCSK-60	78984	175	EZP1-212	75610	11	EZP1P12	75619	19	EZS2-36	75646	76
EZCSK-60	78984	178	EZP1-212W	78934	15	EZP1P12	75619	20	EZS2-42	75647	76
EZCSK-72	78985	169	EZP1-218	75611	11	EZP1P12-S/S	78812	24	EZS2-48	75648	76
EZCSK-72	78985	172	EZP1-218W	78935	15	EZP1P18	75620	19	EZS2-54	75649	76
EZCSK-72	78985	175	EZP1-224	75612	11	EZP1P18	75620	20	EZS2-60	75650	76
EZCSK-72	78985	178	EZP1-224W	78936	15	EZP1P18-S/S	78813	24	EZS2-72	75651	76
EZIB24-4L	78887	173	EZP1-230	75613	11	EZP1P24	75621	19	EZS2MBK	75666	79
EZIB24-4M	78903	176	EZP1-230W	78937	15	EZP1P24	75621	20	EZS2MBK	75666	91
EZIB24-5L	78895	173	EZP1-236	75614	11	EZP1P24-S/S	78814	24	EZS2MBK	75666	94
EZIB24-5M	78911	176	EZP1-236W	78938	15	EZP1P30	75622	19	EZS2MBK	75666	111
EZIB30-4L	78888	173	EZP1-242	75615	11	EZP1P30	75622	20	EZS2MBK	75666	115
EZIB30-4M	78904	176	EZP1-242W	78939	15	EZP1P30-S/S	78815	24	EZS2MBK	75666	130
EZIB30-5L	78896	173	EZP1-248	75616	11	EZP1P36	75623	19	EZS2MBK	75666	146
EZIB30-5M	78912	176	EZP1-248W	78940	15	EZP1P36	75623	20	EZS2P18	75652	79
EZIB36-4L	78889	173	EZP1-254	75617	11	EZP1P36-S/S	78816	24	EZS2P18	75652	146
EZIB36-4M	78905	176	EZP1-254W	78941	15	EZP1P42	75624	19	EZS2P24	75653	79
EZIB36-5L	78897	173	EZP1-260	75618	11	EZP1P42	75624	20	EZS2P24	75653	146
EZIB36-5M	78913	176	EZP1-260W	78942	15	EZP1P42-S/S	78817	24	EZS2P30	75654	79
EZIB42-4L	78890	173	EZP1-272	75771	11	EZP1P48	75625	19	EZS2P30	75654	146
EZIB42-4M	78906	176	EZP1-272W	78943	15	EZP1P48	75625	20	EZS2P36	75655	79
EZIB42-5L	78898	173	EZP1-818	75779	11	EZP1P48-S/S	78818	24	EZS2P36	75655	146
EZIB42-5M	78914	176	EZP1-824	75780	11	EZP1P54	75626	19	EZS2P42	75656	79
EZIB48-4L	78891	173	EZP1-830	75781	11	EZP1P54	75626	20	EZS2P42	75656	146
EZIB48-4M	78907	176	EZP1-836	75782	11	EZP1P54-S/S	78819	24	EZS2P48	75657	79
EZIB48-5L	78899	173	EZP1-842	75783	11	EZP1P60	75627	19	EZS2P48	75657	146
EZIB48-5M	78915	176	EZP1-848	75784	11	EZP1P60	75627	20	EZS2P54	75658	79
EZIB54-4L	78892	173	EZP1-854	75785	11	EZP1P60-S/S	78820	24	EZS2P54	75658	146
EZIB54-4M	78908	176	EZP1-860	75786	11	EZP1P72	75772	19	EZS2P60	75659	79
EZIB54-5L	78900	173	EZP1-872	75774	11	EZP1P72	75772	20	EZS2P60	75659	146
EZIB54-5M	78916	176	EZP1-UHT1424	91245	14	EZP1P72-S/S	78821	24	EZS2P72	75660	79
EZIB60-4L	78893	173	EZP1-UHT1430	91246	14	EZP1PL	75641	19	EZS2P72	75660	146
EZIB60-4M	78909	176	EZP1-UHT1436	91247	14	EZP1PL	75641	20	EZSB24-4C	78855	167
EZIB60-5L	78901	173	EZP1-UHT1442	91248	14	EZP1PL	75641	145	EZSB24-4I	78871	170
EZIB60-5M	78917	176	EZP1-UHT1448	91249	14	EZP1PL-S/S	78848	24	EZSB24-5C	78863	167
EZIB72-4L	78894	173	EZP1-UHT1454	91250	14	EZP1T-212	78488	12	EZSB24-5I	78879	170
EZIB72-4M	78910	176	EZP1-UHT1460	91251	14	EZP1T-218	78489	12	EZSB30-4C	78856	167
EZIB72-5L	78902	173	EZP1-UHT1472	91252	14	EZP1T-224	78490	12	EZSB30-4I	78872	170
EZIB72-5M	78918	176	EZP1-UHT212	91226	14	EZP1T-230	78491	12	EZSB30-5C	78864	167
EZIRMK	79318	172	EZP1-UHT218	91227	14	EZP1T-236	78492	12	EZSB30-5I	78880	170
EZP-LS212	77127	25	EZP1-UHT224	91228	14	EZP1T-242	78493	12	EZSB36-4C	78857	167
EZP-LS212HT	77746	26	EZP1-UHT230	91229	14	EZP1T-248	78494	12	EZSB36-4I	78873	170
EZP-LS218	77128	25	EZP1-UHT236	91230	14	EZP1T-254	78495	12	EZSB36-5C	78865	167
EZP-LS218HT	77747	26	EZP1-UHT242	91231	14	EZP1T-260	78496	12	EZSB36-5I	78881	170
EZP-LS224	77129	25	EZP1-UHT248	91232	14	EZP1T-272	78497	12	EZSB42-4C	78858	167
EZP-LS224HT	77748	26	EZP1-UHT254	91233	14	EZP1T-818	78498	12	EZSB42-4I	78874	170
EZP-LS230	77130	25	EZP1-UHT260	91234	14	EZP1T-824	78499	12	EZSB42-5C	78866	167
EZP-LS230HT	77749	26	EZP1-UHT272	91235	14	EZP1T-830	78500	12	EZSB42-5I	78882	170
EZP-LS236	77131	25	EZP1-UHT818	91236	14	EZP1T-836	78501	12	EZSB48-4C	78859	167
EZP-LS236HT	77750	26	EZP1-UHT824	91237	14	EZP1T-842	78502	12	EZSB48-4I	78875	170
EZP-LS242	77132	25	EZP1-UHT830	91238	14	EZP1T-848	78503	12	EZSB48-5C	78867	167
EZP-LS242HT	77751	26	EZP1-UHT836	91239	14	EZP1T-854	78504	12	EZSB48-5I	78883	170
EZP-LS248	77133	25	EZP1-UHT842	91240	14	EZP1T-860	78505	12	EZSB54-4C	78860	167
EZP-LS248HT	77752	26	EZP1-UHT848	91241	14	EZP1T-872	78506	12	EZSB54-4I	78876	170
EZP-LS254	77134	25	EZP1-UHT854	91242	14	EZPTBT	77384	20	EZSB54-5C	78868	167
EZP-LS254HT	77753	26	EZP1-UHT860	91243	14	EZPTBTHD	77385	20	EZSB54-5I	78884	170
EZP-LS260	77135	25	EZP1-UHT872	91244	14	EZPTCK	78508	20	EZSB60-4C	78861	167

INDEX By Ordering Number

Ordering Number	Item Code	Page #	Ordering Number	Item Code	Page #	Ordering Number	Item Code	Page #	Ordering Number	Item Code	Page #
EZSB60-4I	78877	170	FLRLB-M-SP	77405	218	H78P30	76112	74	HSA8S	73048	145
EZSB60-5C	78869	167	FLRP	76478	218	H78P36	76113	74	HSA8S	73048	74
EZSB60-5I	78885	170	FLSC-I	71052	216	H78P42	76114	74	HSA8SS	73047	70
EZSB72-4C	78862	167	FLSC-I-BULK	71054	216	H78P48	76115	74	HSA8SS	73047	72
EZSB72-4I	78878	170	FLSC-ISS	75778	216	H78P54	76116	74	HSA8SS	73047	74
EZSB72-5C	78870	167	FLSCM-I	71055	216	H78P60	76117	74	HSA8SS	73047	75
EZSB72-5I	78886	170	FLSCM-I-BULK	71100	216	H78P72	76118	74	HSA8SS	73047	145
EZWPK-24	78970	169	FLTW-L-SP	77409	218	HAR-K	78786	19	HSA8SSS	75565	145
EZWPK-24	78970	172	FLTW-M-SP	77408	218	HAR-K	78786	145	HSSCS	74772	74
EZWPK-24	78970	175	FLTW-XL-SP	77410	218	HBTK	74776	145	HSSCS	74772	145
EZWPK-24	78970	178	FLVRL-XL-SP	77407	218	HDARK	74550	145	HSSTS	74771	74
EZWPK-30	78971	169	FLXCP	91430	119	HDR24	79010	143	HSSTS	74771	145
EZWPK-30	78971	172	FLXEP	91431	119	HDR30	79011	143	HTF212	76658	13
EZWPK-30	78971	175	FMS-18	79637	95	HDR36	79012	143	HTF218	76659	13
EZWPK-30	78971	178	FMS-18-YST	90545	95	HDR42	79013	143	HTF224	76660	13
EZWPK-36	78972	169	FMS-18V	79646	95	HDR48	79014	143	HTF230	76661	13
EZWPK-36	78972	172	FMS-24	79638	95	HDR54	79015	143	HTF236	76662	13
EZWPK-36	78972	175	FMS-24-YST	90546	95	HDR60	79016	143	HTF242	76663	13
EZWPK-36	78972	178	FMS-24V	79647	95	HDRBK	79009	143	HTF248	76664	13
EZWPK-42	78973	169	FMS-30	79639	95	HDRBK-HD	79072	143	HTF254	76665	13
EZWPK-42	78973	172	FMS-30-YST	90547	95	HDRGEK	79236	143	HTF260	76666	13
EZWPK-42	78973	175	FMS-30V	79648	95	HDRR24	79019	143	HTF272	76667	13
EZWPK-42	78973	178	FMS-36	79640	95	HDRR30	79020	143	HTS18	76085	77
EZWPK-48	78974	169	FMS-36-YST	90548	95	HDRR36	79021	143	HTS24	76086	77
EZWPK-48	78974	172	FMS-36V	79649	95	HDRR42	79022	143	HTS30	76087	77
EZWPK-48	78974	175	FMS-42	79641	95	HDRR48	79023	143	HTS36	76088	77
EZWPK-48	78974	178	FMS-42-YST	90549	95	HDRR54	79024	143	HTS42	76089	77
EZWPK-54	78975	169	FMS-42V	79650	95	HDRR60	79025	143	HTS48	76090	77
EZWPK-54	78975	172	FMS-48	79642	95	HDRRS72*	79026	143	HTS54	76091	77
EZWPK-54	78975	175	FMS-48-YST	90550	95	HDRRS84*	79027	143	HTS60	76092	77
EZWPK-54	78975	178	FMS-48V	79651	95	HDRS72*	79017	143	HTS72	76093	77
EZWPK-60	78976	169	FMS-54	79643	95	HDRS84*	79018	143	HTSCK	76094	77
EZWPK-60	78976	172	FMS-54-YST	90551	95	HDTS	74502	19	HTSCK	76094	79
EZWPK-60	78976	175	FMS-54V	79652	95	HDTS	74502	122	HTTS	74141	144
EZWPK-60	78976	178	FMS-60	79644	95	HDTS	74502	145	HTTS-HT	79068	75
EZWPK-72	78977	169	FMS-60-YST	90552	95	HFC2	75901	74	HTV18S	74828	75
EZWPK-72	78977	172	FMS-60V	79653	95	HFC2	75901	145	HTV18SS	74821	75
EZWPK-72	78977	175	FMS-72	79645	95	HOBK	76399	67	HTV24S	74829	75
EZWPK-72	78977	178	FMS-72-YST	90553	95	HOBK	76399	74	HTV24SS	74822	75
FFCK	75661	79	FMS-72V	79654	95	HP-18	78990	145	HTV30S	74830	75
FL-ACT	70186	223	FMSC	79699	97	HP-24	78991	145	HTV30SS	74823	75
FL-ADH-0.8	75017	223	H-MK1	78987	145	HP-30	78992	145	HTV36M	74838	75
FL-CP-I	71141	216	H-MK2	78801	145	HP-36	78993	145	HTV36S	74831	75
FL-CP-I	71141	216	H2P18	79358	67	HP-42	78994	145	HTV36SS	74824	75
FL-CP-ISS	71164	216	H2P24	79359	67	HP-48	78995	145	HTV42M	74839	75
FL-L-SP	76982	218	H2P30	79360	67	HP-54	78996	145	HTV42S	74832	75
FL-M-SP	76981	218	H2P36	79361	67	HP-60	78997	145	HTV42SS	74825	75
FL-PC-I	71057	216	H2P42	79362	67	HP-72	78998	145	HTV48M	74840	75
FL-PC-ISS	71168	216	H2P48	79363	67	HPS8	73050	145	HTV48S	74833	75
FL-PKIT-ML	77250	218	H2P54	79364	67	HSA8L	73063	70	HTV48SS	74826	75
FL-PKIT-XL	77251	218	H2P60	79365	67	HSA8L	73063	72	HV-18M	76191	70
FL-PR-0.75	70189	223	H2P72	79366	67	HSA8L	73063	74	HV-18S	76190	70
FL-RBI	71060	216	H2RC	79374	67	HSA8L	73063	145	HV-18SS	76101	70
FL-RBI	71060	216	H2SA6L	79372	65	HSA8LL	73064	70	HV-24M	76193	70
FL-RPI	71058	216	H2SA6L	79372	67	HSA8LL	73064	72	HV-24S	76192	70
FL-RPI	71058	216	H2SA6LL	79373	65	HSA8LL	73064	74	HV-24SS	76102	70
FL-XL-SP	77386	218	H2SA6LL	79373	67	HSA8LL	73064	145	HV-30M	76195	70
FLCK	77729	218	H2SA6M	79371	65	HSA8M	73049	70	HV-30S	76194	70
FLCP	76479	218	H2SA6M	79371	67	HSA8M	73049	72	HV-30SS	76103	70
FLEL-L	76473	218	H2SA6S	79370	65	HSA8M	73049	74	HV-36L	76198	70
FLEL-M	76472	218	H2SA6S	79370	67	HSA8M	73049	75	HV-36M	76197	70
FLELK-XL	76986	218	H2SA6SS	79369	65	HSA8M	73049	145	HV-36S	76196	70
FLELP	76474	218	H2SA6SS	79369	67	HSA8S	73048	70	HV-36SS	76104	70
FLM-PC	71140	216	H78P18	76110	74	HSA8S	73048	72	HV-42L	76252	70
FLRLB-L-SP	77406	218	H78P24	76111	74	HSA8S	73048	75	HV-42LL	76253	70

INDEX By Ordering Number

Ordering Number	Item Code	Page #	Ordering Number	Item Code	Page #	Ordering Number	Item Code	Page #	Ordering Number	Item Code	Page #
HV-42M	76251	70	HVP-24S	76125	72	HXF2-72S	76146	68	ICT6	74535	98
HV-42S	76199	70	HVP-30L	76272	72	HXF2-L	75982	68	ICT6	74535	99
HV-42SS	76105	70	HVP-30M	76271	72	HXF2-L	75982	74	ICT6	74535	101
HV-48L	76256	70	HVP-30S	76126	72	HXF2-L	75982	145	ICT6	74535	105
HV-48LL	76257	70	HVP-36L	76274	72	HXF2-M	75981	68	ICT6	74535	107
HV-48M	76255	70	HVP-36M	76273	72	HXF2-M	75981	74	ICT6	74535	108
HV-48S	76254	70	HVP-36S	76127	72	HXF2-M	75981	145	ICT6	74535	111
HV-48SS	76106	70	HVP-42L	76276	72	HXF2-S	75980	68	ICT6	74535	112
HV-54L	76259	70	HVP-42M	76275	72	HXF2-S	75980	74	ICT6	74535	115
HV-54LL	76260	70	HVP-42S	76128	72	HXF2-S	75980	145	ICT6	74535	116
HV-54M	76258	70	HVP-48L	76278	72	HXF2-SS	75979	68	ICT6	74535	119
HV-54S	76107	70	HVP-48LL	76279	72	HXF2-SS	75979	74	ICT6	74535	146
HV-60L	76262	70	HVP-48M	76277	72	HXF2-SS	75979	145	ICT6-S/S	78700	107
HV-60LL	76263	70	HVP-48S	76129	72	HXF8L	74691	68	IDHINGE	79316	139
HV-60M	76261	70	HVP-54L	76281	72	HXF8L	74691	145	IDLATCH	79317	139
HV-60S	76108	70	HVP-54LL	76282	72	HXF8M	74690	68	IDSC-1212	79311	139
HV-72L	76265	70	HVP-54M	76280	72	HXF8M	74690	145	IDSC-1218	79312	139
HV-72LL	76266	70	HVP-54S	76130	72	HXF8S	74689	68	IDSC-1824	79313	139
HV-72M	76264	70	HVP-60L	76284	72	HXF8S	74689	145	IDSC-2424	79314	139
HV-72S	76109	70	HVP-60LL	76285	72	HXF8SS	74307	68	IDSEAL	79315	139
HV2-18M	79325	65	HVP-60M	76283	72	HXF8SS	74307	145	IEA-42-60	76937	192
HV2-18S	79324	65	HVP-60S	76131	72	HXFC2	75902	74	IEA-72-96	76938	192
HV2-18SS	79323	65	HVP-72L	76287	72	HXFC2	75902	145	IMK	76936	186
HV2-24M	79328	65	HVP-72LL	76288	72	IB4	76926	172	IMK	76936	188
HV2-24S	79327	65	HVP-72M	76286	72	IB4	76926	175	IMK	76936	190
HV2-24SS	79326	65	HVP-72S	76132	72	IB4	76926	178	INDR-1212	79303	139
HV2-30M	79331	65	HVPT	73631	72	IB4	76926	186	INDR-1212S	79307	139
HV2-30S	79330	65	HVPT	73631	74	IB4	76926	188	INDR-1218	79304	139
HV2-30SS	79329	65	HVPT	73631	145	IB4	76926	190	INDR-1218S	79308	139
HV2-36L	79335	65	HVT8-S/S	75419	70	IB4-1U	76965	194	INDR-1824	79305	139
HV2-36M	79334	65	HVT8-S/S	75419	74	IB5	76927	172	INDR-1824S	79309	139
HV2-36S	79333	65	HVT8-S/S	75419	75	IB5	76927	175	INDR-2424	79306	139
HV2-36SS	79332	65	HVT8-S/S	75419	145	IB5	76927	178	INDR-2424S	79310	139
HV2-42L	79339	65	HW-BC	74100	144	IB5	76927	186	ISABK	76935	192
HV2-42LL	79340	65	HW-IMPB	76939	194	IB5	76927	188	ISABK-LMH	77529	186
HV2-42M	79338	65	HXF2-18M	76290	68	IB5	76927	190	ISABK-LMH	77529	188
HV2-42S	79337	65	HXF2-18S	76289	68	IB5	76927	192	ISABK-LMH	77529	190
HV2-42SS	79336	65	HXF2-18SS	76138	68	IB5-1U	76966	194	ISC	74534	146
HV2-48L	79344	65	HXF2-24M	76292	68	IBBK	76928	169	JNK-A	79891	19
HV2-48LL	79345	65	HXF2-24S	76291	68	IBBK	76928	172	JNK-B	79892	29
HV2-48M	79343	65	HXF2-24SS	76139	68	IBBK	76928	175	JNK-C	79893	39
HV2-48S	79342	65	HXF2-30M	76294	68	IBBK	76928	178	JNK-C	79893	47
HV2-48SS	79341	65	HXF2-30S	76293	68	IBBK	76928	186	JNK-C	79893	67
HV2-54L	79348	65	HXF2-30SS	76140	68	IBBK	76928	188	JNK-C	79893	74
HV2-54LL	79349	65	HXF2-36L	76297	68	IBBK	76928	190	JNK-C	79893	105
HV2-54M	79347	65	HXF2-36M	76296	68	IBBK	76928	192	JNK-C	79893	122
HV2-54S	79346	65	HXF2-36S	76295	68	IBS-D5	77530	192	JNK-C	79893	126
HV2-60L	79352	65	HXF2-36SS	76141	68	IBS-H4	76933	190	JNK-D	79894	55
HV2-60LL	79353	65	HXF2-42L	76300	68	IBS-H5	76934	190	JNK-D	79894	60
HV2-60M	79351	65	HXF2-42M	76299	68	IBS-L4	76929	186	JNK-F	79896	122
HV2-60S	79350	65	HXF2-42S	76298	68	IBS-L5	76930	186	LAGGING-TB	79080	223
HV2-72L	79356	65	HXF2-42SS	76142	68	IBS-M4	76931	178	LAGGING-TB2	79099	223
HV2-72LL	79357	65	HXF2-48L	76303	68	IBS-M4	76931	188	LS-BP	77114	29
HV2-72M	79355	65	HXF2-48M	76302	68	IBS-M5	76932	178	LS-BP-S/S	77115	33
HV2-72S	79354	65	HXF2-48S	76301	68	IBS-M5	76932	188	LS-SPK	77365	29
HV2PT	79368	65	HXF2-48SS	76143	68	ICT6	74535	76	LS-SS	77118	29
HV2PT	79368	67	HXF2-54L	76306	68	ICT6	74535	77	LS-SW	77117	29
HV2SSTS	79375	67	HXF2-54M	76305	68	ICT6	74535	79	LS-SW-S/S	78850	33
HV2T-S/S	79367	65	HXF2-54S	76304	68	ICT6	74535	88	LSHD-RPK	30390	219
HV2T-S/S	79367	67	HXF2-54SS	76144	68	ICT6	74535	89	LSHD30	30393	219
HVP-18L	76268	72	HXF2-60L	76308	68	ICT6	74535	91	LSHD36	30394	219
HVP-18M	76267	72	HXF2-60M	76307	68	ICT6	74535	92	LSHD42	30395	219
HVP-18S	76124	72	HXF2-60S	76145	68	ICT6	74535	94	LSHD48	30396	219
HVP-24L	76270	72	HXF2-72L	76310	68	ICT6	74535	95	LSHD54	30397	219
HVP-24M	76269	72	HXF2-72M	76309	68	ICT6	74535	97	LSHD60	30398	219

INDEX By Ordering Number

Ordering Number	Item Code	Page #	Ordering Number	Item Code	Page #	Ordering Number	Item Code	Page #	Ordering Number	Item Code	Page #
LSHD72	30399	219	MBC-36-S	91574	127	MBRD-48	79519	129	MFASKHD-S/S	90050	212
LSHDB30-2	30418	219	MBC-42	79498	127	MBRD-54	79520	127	MHCP-24P	78723	56
LSHDB36-2	30414	219	MBC-42-575V	79918	127	MBRD-54	79520	129	MHCP-24S	75929	56
LSHDB42-2	30421	219	MBC-42-575V-S	91585	127	MBRD-60	79521	127	MHCP-2BC24	76638	60
LSHDB48-2	30423	219	MBC-42-S	91575	127	MBRD-60	79521	129	MHCP-2BC30	76639	60
LSHDB54-2	30424	219	MBC-48	79499	127	MBRD-72	79522	127	MHCP-2BC36	76640	60
LSHDB60-2	30430	219	MBC-48-575V	79919	127	MBRD-72	79522	129	MHCP-2BC42	76641	60
LSHDB72-2	30408	219	MBC-48-575V-S	91586	127	MBRD-84	79523	127	MHCP-2BC48	76642	60
LSHDCBS	30373	219	MBC-48-S	91576	127	MBRD-84	79523	129	MHCP-2BC54	76643	60
LSHDLP	30400	219	MBC-54	79500	127	MCB	74925	210	MHCP-2BC60	76644	60
LSHDS	30392	219	MBC-54-575V	79920	127	MCB	74925	211	MHCP-2BC72	76645	60
LSP12	77070	29	MBC-54-575V-S	91587	127	MCB	74925	212	MHCP-2BC84	76812	60
LSP12-S/S	77079	33	MBC-54-S	91577	127	MCBK	76025	210	MHCP-2BC96	78986	60
LSP18	77071	29	MBC-60	79501	127	MCBK	76025	211	MHCP-30P	78724	56
LSP18-S/S	77080	33	MBC-60-575V	79921	127	MCBK	76025	212	MHCP-30S	75930	56
LSP24	77072	29	MBC-60-575V-S	91588	127	MCBKHD	76026	210	MHCP-36P	78725	56
LSP24-S/S	77081	33	MBC-60-S	91578	127	MCBKHD	76026	211	MHCP-36S	75931	56
LSP30	77073	29	MBC-72	79502	127	MCBKHD	76026	212	MHCP-42P	78726	56
LSP30-S/S	77082	33	MBC-72-575V	79922	127	MCBKSD	76027	211	MHCP-42S	75932	56
LSP36	77074	29	MBC-72-575V-S	91589	127	MCBKSD	76027	212	MHCP-48P	78727	56
LSP36-S/S	77083	33	MBC-72-S	91579	127	MCBS	74926	211	MHCP-48S	75933	56
LSP42	77075	29	MBC-84	79503	127	MCBS	74926	212	MHCP-54P	78728	56
LSP42-S/S	77084	33	MBC-84-575V	79923	127	MCRK	74923	210	MHCP-54S	75934	56
LSP48	77076	29	MBC-84-575V-S	91590	127	MCRK	74923	211	MHCP-60P	78729	56
LSP48-S/S	77085	33	MBC-84-S	91580	127	MCRK	74923	212	MHCP-60S	75935	56
LSP54	77077	29	MBCB	79526	129	MCRKSD	74924	211	MHCP-72P	78730	56
LSP54-S/S	77086	33	MBCBC	79525	129	MCRKSD	74924	212	MHCP-72S	75936	56
LSP60	77078	29	MBCBL	79532	129	MCS	74930	210	MHCP-84P	78731	56
LSP60-S/S	77087	33	MBCBM	79528	129	MCS	74930	211	MHCP-84S	76800	56
LST-B-S/S	77124	33	MBCDBK	79536	127	MCS	74930	212	MHCP-96P	78959	56
LST-P	77121	29	MBCDBK	79536	129	MCSHD	74931	210	MHCP-96S	78955	56
LST-S	77123	29	MBCDBK	79536	137	MCSHD	74931	211	MHCP-BCK24	75953	58
LST-TAK	77120	29	MBCEC	79534	129	MCSHD	74931	212	MHCP-BCK30	75954	58
LST-W	77122	29	MBCM-1	79529	129	MCSK	74927	210	MHCP-BCK36	75955	58
LST-W-S/S	77125	33	MBCM-1-S	91591	129	MCSK	74927	211	MHCP-BCK42	75956	58
LST-W-S/S-2	77126	33	MBCM-2	79530	129	MCSK	74927	212	MHCP-BCK48	75957	58
LSTMPK	77366	29	MBCM-2-S	91592	129	MCSKHD	74928	210	MHCP-BCK54	75958	58
LSTMPK-S/S	78933	33	MBCM-575-1	79924	129	MCSKHD	74928	211	MHCP-BCK60	75959	58
LSTMPK2-S/S	78462	33	MBCM-575-1-S	91593	129	MCSKHD	74928	212	MHCP-BCK72	75960	58
LSTPB-RK	77367	29	MBCM-575-2	79925	129	MCSKSD	74929	211	MHCP-BCK84	76810	58
MAK	74918	211	MBCM-575-2-S	91594	129	MCSKSD	74929	212	MHCP-BCK96	78957	58
MAK2	79381	211	MBCMK	79524	129	MCSSD	74932	211	MHCP-BPA24	75945	58
MAK2-S/S	90048	212	MBCMCK	79533	129	MCSSD	74932	212	MHCP-BPA30	75946	58
MAKHD	74919	211	MBCTA	79531	129	MDWS-24	75868	123	MHCP-BPA36	75947	58
MAKHD2	79382	211	MBDS-18	79504	129	MDWS-24P	78745	123	MHCP-BPA42	75948	58
MAKHD2-S/S	90049	212	MBDS-20	79505	129	MDWS-30	75869	123	MHCP-BPA48	75949	58
MAKSD	74920	211	MBDS-34	79506	129	MDWS-30P	78746	123	MHCP-BPA54	75950	58
MAKSD-S/S	90057	212	MBDS-36	79507	129	MDWS-36	75870	123	MHCP-BPA60	75951	58
MAPEK	76024	137	MBDS-42	79508	129	MDWS-36P	78747	123	MHCP-BPA72	75952	58
MBADB	79527	129	MBDS-48	79509	129	MDWS-42	75871	123	MHCP-BPA84	76809	58
MBC-18	79494	127	MBDS-54	79510	129	MDWS-42P	78748	123	MHCP-BPA96	78956	58
MBC-18-575V	79914	127	MBDS-60	79511	129	MDWS-48	75872	123	MHCP-BS	76394	60
MBC-18-575V-S	91581	127	MBDS-72	79512	129	MDWS-48P	78749	123	MHCP-CH	76393	60
MBC-18-S	91571	127	MBDS-84	79513	129	MDWS-54	75873	123	MHP-1230	77713	49
MBC-24	79495	127	MBRD-18	79514	127	MDWS-54P	78750	123	MHP-1230P	78609	50
MBC-24-575V	79915	127	MBRD-18	79514	129	MDWS-60	75874	123	MHP-1236	77714	49
MBC-24-575V-S	91582	127	MBRD-24	79515	127	MDWS-60P	78751	123	MHP-1236P	78610	50
MBC-24-S	91572	127	MBRD-24	79515	129	MDWS-72	75875	123	MHP-1242	77715	49
MBC-30	79496	127	MBRD-30	79516	127	MDWS-72P	78752	123	MHP-1242P	78611	50
MBC-30-575V	79916	127	MBRD-30	79516	129	MDWS-84	76806	123	MHP-1248	77716	49
MBC-30-575V-S	91583	127	MBRD-36	79517	127	MDWS-84P	78753	123	MHP-1248P	78612	50
MBC-30-S	91573	127	MBRD-36	79517	129	MDWS-96	79063	123	MHP-1254	77717	49
MBC-36	79497	127	MBRD-42	79518	127	MDWS-96P	79064	123	MHP-1254P	78613	50
MBC-36-575V	79917	127	MBRD-42	79518	129	MFASK	75531	211	MHP-1260	77718	49
MBC-36-575V-S	91584	127	MBRD-48	79519	127	MFASKHD	79571	211	MHP-1260P	78614	50

INDEX By Ordering Number

Ordering Number	Item Code	Page #	Ordering Number	Item Code	Page #	Ordering Number	Item Code	Page #	Ordering Number	Item Code	Page #
MHP-1272	77719	49	MHP-CP96	78958	60	MHS-42-S/S	77604	103	MHS-72R	76620	101
MHP-1272P	78615	50	MHP-EP	76392	47	MHS-42P	78739	101	MHS-72R-S/S	77647	103
MHP-1284	77720	49	MHP-EP	76392	55	MHS-42R	76616	101	MHS-72RMV	79632	100
MHP-1284P	78616	50	MHP-EP	76392	60	MHS-42R-S/S	77643	103	MHS-72RU	79745	98
MHP-1296	77721	49	MHP-EP	76392	111	MHS-42RMV	79628	100	MHS-72RUV	79756	98
MHP-1296P	78617	50	MHP-EP	76392	115	MHS-42RU	79741	98	MHS-72RV	76654	102
MHP-1836	78591	49	MHP-EP	76392	119	MHS-42RUV	79752	98	MHS-72RV-S/S	77656	103
MHP-1836P	78618	50	MHP-EP-S/S	77599	48	MHS-42RV	76650	102	MHS-72V	76177	99
MHP-1842	78592	49	MHPBPK	77728	55	MHS-42RV-S/S	77652	103	MHS-72V-2ESAC	77862	116
MHP-1842P	78619	50	MHPMPK	77727	55	MHS-42V	76173	99	MHS-72V-ESAC	77860	116
MHP-1848	78593	49	MHPMPK	77727	60	MHS-42V-ESAC	77856	116	MHS-72V-MST	79450	100
MHP-1848P	78620	50	MHS-120-2ESAC	77852	116	MHS-42V-MST	79446	100	MHS-72V-S/S	77617	103
MHP-1854	78594	49	MHS-120V-2ESAC	77865	116	MHS-42V-S/S	77613	103	MHS-84	76803	99
MHP-1854P	78621	50	MHS-18RMV	79624	100	MHS-48	75914	99	MHS-84-2ESAC	77850	116
MHP-1860	78595	49	MHS-18RUV	79748	98	MHS-48-ESAC	77844	116	MHS-84-S/S	77609	103
MHP-1860P	78622	50	MHS-18RV	76646	101	MHS-48-S/S	77605	103	MHS-84P**	78744	101
MHP-1872	78596	49	MHS-18V	76169	99	MHS-48P	78740	101	MHS-84R	76621	101
MHP-1872P	78623	50	MHS-18V-MST	79442	100	MHS-48R	76617	101	MHS-84R-S/S	77648	103
MHP-1884	78597	49	MHS-24	75910	99	MHS-48R-S/S	77644	103	MHS-84RU	79746	98
MHP-1884P	78624	50	MHS-24-ESAC	77840	116	MHS-48RMV	79629	100	MHS-84RUV	79757	98
MHP-1896	78598	49	MHS-24-S/S	77601	103	MHS-48RU	79742	98	MHS-84RV	76805	102
MHP-1896P	78625	50	MHS-24P	78736	101	MHS-48RUV	79753	98	MHS-84RV-S/S	77657	103
MHP-2442	78669	49	MHS-24R	76613	101	MHS-48RV	76651	102	MHS-84V	76804	99
MHP-2442P	78676	50	MHS-24R-S/S	77640	103	MHS-48RV-S/S	77653	103	MHS-84V-2ESAC	77863	116
MHP-2448	78670	49	MHS-24RMV	79625	100	MHS-48V	76174	99	MHS-84V-S/S	77618	103
MHP-2448P	78677	50	MHS-24RU	79738	98	MHS-48V-ESAC	77857	116	MHS-96	79043	99
MHP-2454	78671	49	MHS-24RUV	79749	98	MHS-48V-MST	79447	100	MHS-96-2ESAC	77851	116
MHP-2454P	78678	50	MHS-24RV	76647	102	MHS-48V-S/S	77614	103	MHS-96-S/S	79048	103
MHP-2460	78672	49	MHS-24RV-S/S	77649	103	MHS-54	75915	99	MHS-96P**	79047	101
MHP-2460P	78679	50	MHS-24V	76170	99	MHS-54-ESAC	77845	116	MHS-96R	79045	101
MHP-2472	78673	49	MHS-24V-ESAC	77853	116	MHS-54-S/S	77606	103	MHS-96R-S/S	79050	103
MHP-2472P	78680	50	MHS-24V-MST	79443	100	MHS-54P	78741	101	MHS-96RU	79747	98
MHP-2484	78674	49	MHS-24V-S/S	77610	103	MHS-54R	76618	101	MHS-96RUV	79758	98
MHP-2484P	78681	50	MHS-30	75911	99	MHS-54R-S/S	77645	103	MHS-96RV	79046	102
MHP-2496	78675	49	MHS-30-ESAC	77841	116	MHS-54RMV	79630	100	MHS-96RV-S/S	79051	103
MHP-2496P	78682	50	MHS-30-S/S	77602	103	MHS-54RU	79743	98	MHS-96V	79044	99
MHP-624	77703	49	MHS-30P	78737	101	MHS-54RUV	79754	98	MHS-96V-2ESAC	77864	116
MHP-624P	78599	50	MHS-30R	76614	101	MHS-54RV	76652	102	MHS-96V-S/S	79049	103
MHP-630	77704	49	MHS-30R-S/S	77641	103	MHS-54RV-S/S	77654	103	MHS-CARK-C24/600	77929	117
MHP-630P	78600	50	MHS-30RMV	79626	100	MHS-54V	76175	99	MHS-CARK-C30/750	77930	117
MHP-636	77705	49	MHS-30RU	79739	98	MHS-54V-ESAC	77858	116	MHS-CARK-C36/900	77931	117
MHP-636P	78601	50	MHS-30RUV	79750	98	MHS-54V-MST	79448	100	MHS-CARK-C42/1050	77932	117
MHP-642	77706	49	MHS-30RV	76648	102	MHS-54V-S/S	77615	103	MHS-CARK-C48/1200	77933	117
MHP-642P	78602	50	MHS-30RV-S/S	77650	103	MHS-60	75916	99	MHS-CARK-C54/1350	77934	117
MHP-648	77707	49	MHS-30V	76171	99	MHS-60-2ESAC	77848	116	MHS-CARK-C60/1500	77935	117
MHP-648P	78603	50	MHS-30V-ESAC	77854	116	MHS-60-ESAC	77846	116	MHS-CARK-C72/1800	77936	117
MHP-654	77708	49	MHS-30V-MST	79444	100	MHS-60-S/S	77607	103	MHS-CARK-V24/600	77937	117
MHP-654P	78604	50	MHS-30V-S/S	77611	103	MHS-60P**	78742	101	MHS-CARK-V30/750	77938	117
MHP-660	77709	49	MHS-36	75912	99	MHS-60R	76619	101	MHS-CARK-V36/900	77939	117
MHP-660P	78605	50	MHS-36-ESAC	77842	116	MHS-60R-S/S	77646	103	MHS-CARK-V42/1050	77940	117
MHP-672	77710	49	MHS-36-S/S	77603	103	MHS-60RMV	79631	100	MHS-CARK-V48/1200	77941	117
MHP-672P	78606	50	MHS-36P	78738	101	MHS-60RU	79744	98	MHS-CARK-V54/1350	77942	117
MHP-684	77711	49	MHS-36R	76615	101	MHS-60RUV	79755	98	MHS-CARK-V60/1500	77943	117
MHP-684P	78607	50	MHS-36R-S/S	77642	103	MHS-60RV	76653	102	MHS-CARK-V72/1800	77944	117
MHP-696	77712	49	MHS-36RMV	79627	100	MHS-60RV-S/S	77655	103	MHS-CARK2-C120/3000	77949	118
MHP-696P	78608	50	MHS-36RU	79740	98	MHS-60V	76176	99	MHS-CARK2-C60/1500	77945	117
MHP-CP24	75961	60	MHS-36RUV	79751	98	MHS-60V-2ESAC	77861	116	MHS-CARK2-C72/1800	77946	117
MHP-CP30	75962	60	MHS-36RV	76649	102	MHS-60V-ESAC	77859	116	MHS-CARK2-C84/2100	77947	117
MHP-CP36	75963	60	MHS-36RV-S/S	77651	103	MHS-60V-MST	79449	100	MHS-CARK2-C96/2400	77948	117
MHP-CP42	75964	60	MHS-36V	76172	99	MHS-60V-S/S	77616	103	MHS-CARK2-V120/3000	77954	117
MHP-CP48	75965	60	MHS-36V-ESAC	77855	116	MHS-72	75917	99	MHS-CARK2-V60/1500	77950	117
MHP-CP54	75966	60	MHS-36V-MST	79445	100	MHS-72-2ESAC	77849	116	MHS-CARK2-V72/1800	77951	117
MHP-CP60	75967	60	MHS-36V-S/S	77612	103	MHS-72-ESAC	77847	116	MHS-CARK2-V84/2100	77952	117
MHP-CP72	75968	60	MHS-42	75913	99	MHS-72-S/S	77608	103	MHS-CARK2-V96/2400	77953	117
MHP-CP84	76811	60	MHS-42-ESAC	77843	116	MHS-72P**	78743	101	MHSP-18	76178	97

INDEX By Ordering Number

Ordering Number	Item Code	Page #	Ordering Number	Item Code	Page #	Ordering Number	Item Code	Page #	Ordering Number	Item Code	Page #
MHSP-18	76178	105	MIB54CSK	90242	181	MMP-636-S/S	77426	42	MRB18	77531	52
MHSP-24	75918	97	MIB54CSK	90242	184	MMP-636P	78708	43	MRB24	77532	52
MHSP-24	75918	105	MIB54WPK	90250	181	MMP-642	76453	41	MRB30	77533	52
MHSP-30	75919	97	MIB54WPK	90250	184	MMP-642-S/S	77427	42	MRB36	77534	52
MHSP-30	75919	105	MIB60-2H	79977	182	MMP-642P	78709	43	MRB42	77535	52
MHSP-36	75920	97	MIB60CPK	90259	184	MMP-648	76454	41	MRB48	77536	52
MHSP-36	75920	105	MIB60CSK	90243	181	MMP-648-S/S	77428	42	MRB54	77537	52
MHSP-42	75921	97	MIB60CSK	90243	184	MMP-648P	78710	43	MRB60	77538	52
MHSP-42	75921	105	MIB60WPK	90251	181	MMP-654	76455	41	MRB66	77539	52
MHSP-48	75922	97	MIB60WPK	90251	184	MMP-654-S/S	77429	42	MRB72	77540	52
MHSP-48	75922	105	MIB72-2H	79978	182	MMP-654P	78711	43	MRB78	77541	52
MHSP-54	75923	97	MIB72CPK	90260	184	MMP-660	76456	41	MRB84	77542	52
MHSP-54	75923	105	MIB72CSK	90244	181	MMP-660-S/S	77430	42	MRB90	77543	52
MHSP-60	75924	97	MIB72CSK	90244	184	MMP-660P	78712	43	MSB24-2I	79979	179
MHSP-60	75924	105	MIB72WPK	90252	181	MMP-672	76457	41	MSB24RMK	79991	179
MHSP-72	75925	97	MIB72WPK	90252	184	MMP-672-S/S	77431	42	MSB30-2I	79980	179
MHSP-72	75925	105	MMBK	75830	34	MMP-672P	78713	43	MSB30RMK	79992	179
MHSP-84	76814	105	MMBK	75830	34	MMP-684	76798	41	MSB36-2I	79981	179
MHSP-96	79052	105	MMBK	75830	49	MMP-684-S/S	77432	42	MSB36RMK	79993	179
MHSP24-S/S	77620	107	MMBK	75830	56	MMP-684P	78714	43	MSB42-2I	79982	179
MHSP30-S/S	77621	107	MMBK	75830	137	MMP-696	79033	41	MSB42RMK	79994	179
MHSP36-S/S	77622	107	MMKU	77324	122	MMP-696-S/S	79035	42	MSB48-2I	79983	179
MHSP42-S/S	77623	107	MMKUHD	77327	122	MMP-696P	79037	43	MSB48RMK	79995	179
MHSP48-S/S	77624	107	MMP-1230	76551	41	MMPBPK	76466	47	MSB54-2I	79984	179
MHSP54-S/S	77625	107	MMP-1230-S/S	77433	42	MMPBPK	76466	152	MSB54RMK	79996	179
MHSP60-S/S	77626	107	MMP-1230P	78715	43	MMPBPK-S/S	77600	48	MSB60-2I	79985	179
MHSP72-S/S	77627	107	MMP-1236	76552	41	MMPCP24	76458	47	MSB60RMK	79997	179
MHSP84-S/S	77628	107	MMP-1236-S/S	77434	42	MMPCP24	76458	55	MSB72-2I	79986	179
MHSP96-S/S	79053	107	MMP-1236P	78716	43	MMPCP24-S/S	77590	48	MSB72RMK	79998	179
MIB2-1U	79379	181	MMP-1242	76553	41	MMPCP30	76459	47	MSBRMK	79987	181
MIB2-1U	79379	184	MMP-1242-S/S	77435	42	MMPCP30	76459	55	MSP-224	75787	34
MIB2-1UF	79908	181	MMP-1242P	78717	43	MMPCP30-S/S	77591	48	MSP-224-S/S	77453	36
MIB2-1UF	79908	184	MMP-1248	76554	41	MMPCP36	76460	47	MSP-230	75788	34
MIB24-2H	79971	182	MMP-1248-S/S	77436	42	MMPCP36	76460	55	MSP-230-S/S	77454	36
MIB24CPK	90253	184	MMP-1248P	78718	43	MMPCP36-S/S	77592	48	MSP-236	75789	34
MIB24CSK	90237	181	MMP-1254	76555	41	MMPCP42	76461	47	MSP-236-S/S	77455	36
MIB24CSK	90237	184	MMP-1254-S/S	77437	42	MMPCP42	76461	55	MSP-242	75790	34
MIB24WPK	90245	181	MMP-1254P	78719	43	MMPCP42-S/S	77593	48	MSP-242-S/S	77456	36
MIB24WPK	90245	184	MMP-1260	76556	41	MMPCP48	76462	47	MSP-248	75791	34
MIB30-2H	79972	182	MMP-1260-S/S	77438	42	MMPCP48	76462	55	MSP-248-S/S	77457	36
MIB30CPK	90254	184	MMP-1260P	78720	43	MMPCP48-S/S	77594	48	MSP-254	75792	34
MIB30CSK	90238	181	MMP-1272	76557	41	MMPCP54	76463	47	MSP-254-S/S	77458	36
MIB30CSK	90238	184	MMP-1272-S/S	77439	42	MMPCP54	76463	55	MSP-260	75793	34
MIB30WPK	90246	181	MMP-1272P	78721	43	MMPCP54-S/S	77595	48	MSP-260-S/S	77459	36
MIB30WPK	90246	184	MMP-1284	76799	41	MMPCP60	76464	47	MSP-272	75794	34
MIB36-2H	79973	182	MMP-1284-S/S	77440	42	MMPCP60	76464	55	MSP-272-S/S	77460	36
MIB36CPK	90255	184	MMP-1284P	78722	43	MMPCP60-S/S	77596	48	MSP-284	76796	34
MIB36CSK	90239	181	MMP-1296	79034	41	MMPCP72	76465	47	MSP-284-S/S	77461	36
MIB36CSK	90239	184	MMP-1296-S/S	79036	42	MMPCP72	76465	55	MSP-824	75795	34
MIB36WPK	90247	181	MMP-1296P	79038	43	MMPCP72-S/S	77597	48	MSP-824-S/S	77462	36
MIB36WPK	90247	184	MMP-1836	77575	41	MMPCP84	76808	47	MSP-830	75796	34
MIB42-2H	79974	182	MMP-1842	77576	41	MMPCP84	76808	55	MSP-830-S/S	77463	36
MIB42CPK	90256	184	MMP-1848	77577	41	MMPCP84-S/S	77598	48	MSP-836	75797	34
MIB42CSK	90240	181	MMP-1854	77578	41	MMPCP96	77722	47	MSP-836-S/S	77464	36
MIB42CSK	90240	184	MMP-1860	77579	41	MMPCP96	77722	55	MSP-842	75798	34
MIB42WPK	90248	181	MMP-1872	77580	41	MMPCP96-S/S	78686	48	MSP-842-S/S	77465	36
MIB42WPK	90248	184	MMP-1884	77581	41	MMPK	76537	34	MSP-848	75799	34
MIB48-2H	79975	182	MMP-1896	79040	41	MMPK	76537	34	MSP-848-S/S	77466	36
MIB48CPK	90257	184	MMP-624	76450	41	MMPK	76537	49	MSP-854	75800	34
MIB48CSK	90241	181	MMP-624-S/S	77424	42	MMPK	76537	56	MSP-854-S/S	77467	36
MIB48CSK	90241	184	MMP-624P	78706	43	MMPK	76537	137	MSP-860	75801	34
MIB48WPK	90249	181	MMP-630	76451	41	MORK	74921	211	MSP-860-S/S	77468	36
MIB48WPK	90249	184	MMP-630-S/S	77425	42	MORK	74921	212	MSP-872	75802	34
MIB54-2H	79976	182	MMP-630P	78707	43	MORKSD	74922	211	MSP-872-S/S	77470	36
MIB54CPK	90258	184	MMP-636	76452	41	MORKSD	74922	212	MSP-884	76797	34

INDEX By Ordering Number

Ordering Number	Item Code	Page #	Ordering Number	Item Code	Page #	Ordering Number	Item Code	Page #	Ordering Number	Item Code	Page #
MSP-884-S/S	77471	36	MSRSD	74915	211	N6D3T-24-9-A45	26107	169	PAK	78705	55
MSP-UHT1442	91280	35	MSRSD-S/S	90055	212	N6D3T-30-11-A45	26108	169	PAK	78705	58
MSP-UHT1448	91281	35	MST-MBL	79436	97	N6D3T-36-13-A45	26109	169	PAK	78705	60
MSP-UHT1454	91282	35	MST-MBL	79436	106	N6D3T-42-15-A45	26110	169	PANK*	78799	44
MSP-UHT1460	91283	35	MST-MBR	79437	97	N6D3T-48-17-A45	26111	169	PANK*	78799	51
MSP-UHT1472	91284	35	MST-MBR	79437	106	N6D3T-54-19-A45	26112	169	PANK*	78799	57
MSP-UHT224	91264	35	MSTAM	79435	97	N6D3T-60-21-A45	26113	169	PANK*	78799	102
MSP-UHT230	91265	35	MSTAM	79435	106	N6D3T-72-25-A45	26114	169	PANK*	78799	124
MSP-UHT236	91266	35	MSTBK	79440	97	NI6D3T-24-9-A45	26184	172	PAT1	78684	44
MSP-UHT242	91267	35	MSTBK	79440	106	NI6D3T-24-9-A45	26184	181	PAT1	78684	51
MSP-UHT248	91268	35	MSTCHD	79439	97	NI6D3T-30-11-A45	26185	172	PAT1	78684	57
MSP-UHT254	91269	35	MSTCHD	79439	106	NI6D3T-30-11-A45	26185	181	PAT1	78684	102
MSP-UHT260	91270	35	MSTDB	79434	95	NI6D3T-36-13-A45	26186	172	PAT1	78684	124
MSP-UHT272	91271	35	MSTDB	79434	97	NI6D3T-36-13-A45	26186	181	PAT2	78685	44
MSP-UHT824	91272	35	MSTDB	79434	100	NI6D3T-42-15-A45	26187	172	PAT2	78685	51
MSP-UHT830	91273	35	MSTDB	79434	106	NI6D3T-42-15-A45	26187	181	PAT2	78685	57
MSP-UHT836	91274	35	MSTDB	79434	137	NI6D3T-48-17-A45	26188	172	PAT2	78685	102
MSP-UHT842	91275	35	MSTGT	79441	97	NI6D3T-48-17-A45	26188	181	PAT2	78685	124
MSP-UHT848	91276	35	MSTGT	79441	106	NI6D3T-54-19-A45	26189	172	PATHK	78794	44
MSP-UHT854	91277	35	MSTHD-B	79433	97	NI6D3T-54-19-A45	26189	181	PATHK	78794	51
MSP-UHT860	91278	35	MSTHD-B	79433	106	NI6D3T-60-21-A45	26190	172	PATHK	78794	57
MSP-UHT872	91279	35	MSTHD-S	79432	97	NI6D3T-60-21-A45	26190	181	PATHK	78794	102
MSPBPK	75831	39	MSTHD-S	79432	106	NI6D3T-72-25-A45	26191	172	PATHK	78794	124
MSPBPK	75831	126	MSTHD-W	79431	97	NI6D3T-72-25-A45	26191	181	PATHK*	78794	44
MSPBPK-S/S	77583	24	MSTHD-W	79431	106	OIBBK	76950	194	PATHK*	78794	51
MSPBPK-S/S	77583	40	MSTPMHD	79451	97	P-CARK-C24/600	78072	109	PATHK*	78794	57
MSPMPK	75811	39	MSTPMHD	79451	106	P-CARK-C30/750	78073	109	PATHK*	78794	102
MSPMPK	75811	47	MXP-12108	90643	61	P-CARK-C36/900	78074	109	PATHK*	78794	124
MSPMPK	75811	67	MXP-12120	90588	61	P-CARK-C42/1050	78075	109	PATLK	78791	44
MSPMPK	75811	74	MXP-1242	90581	61	P-CARK-C48/1200	78076	109	PATLK	78791	51
MSPMPK-S/S	77582	40	MXP-1248	90582	61	P-CARK-C54/1350	78077	109	PATLK	78791	57
MSPMPK-S/S	77582	48	MXP-1254	90583	61	P-CARK-C60/1500	78078	109	PATLK	78791	102
MSPP24	75803	39	MXP-1260	90584	61	P-CARK-C72/1800	78079	109	PATLK	78791	124
MSPP24-S/S	77472	40	MXP-1272	90585	61	P-CARK-V24/600	78080	109	PC120-2ESAC	77967	108
MSPP30	75804	39	MXP-1284	90586	61	P-CARK-V30/750	78081	109	PC18	74566	88
MSPP30	75804	126	MXP-1296	90587	61	P-CARK-V36/900	78082	109	PC24	74567	88
MSPP30-S/S	77473	40	MXP-6108	90642	61	P-CARK-V42/1050	78083	109	PC24-ESAC	77955	108
MSPP36	75805	39	MXP-6120	90400	61	P-CARK-V48/1200	78084	109	PC30	74568	88
MSPP36	75805	126	MXP-642	90393	61	P-CARK-V54/1350	78085	109	PC30-ESAC	77956	108
MSPP36-S/S	77474	40	MXP-648	90394	61	P-CARK-V60/1500	78086	109	PC36	74569	88
MSPP42	75806	39	MXP-654	90395	61	P-CARK-V72/1800	78087	109	PC36-ESAC	77957	108
MSPP42	75806	126	MXP-660	90396	61	P-CARK2-C120/3000	78092	109	PC42	74570	88
MSPP42-S/S	77475	40	MXP-672	90397	61	P-CARK2-C60/1500	78088	109	PC42-ESAC	77958	108
MSPP48	75807	39	MXP-684	90398	61	P-CARK2-C72/1800	78089	109	PC48	74571	88
MSPP48	75807	126	MXP-696	90399	61	P-CARK2-C84/2100	78090	109	PC48-ESAC	77959	108
MSPP48-S/S	77476	40	MXPP-12108	90645	64	P-CARK2-C96/2400	78091	109	PC54	74572	88
MSPP54	75808	39	MXPP-12120	90629	64	P-CARK2-V120/3000	78097	109	PC54-ESAC	77960	108
MSPP54	75808	126	MXPP-1242	90622	64	P-CARK2-V60/1500	78093	109	PC60	74573	88
MSPP54-S/S	77477	40	MXPP-1248	90623	64	P-CARK2-V72/1800	78094	109	PC60-2ESAC	77963	108
MSPP60	75809	39	MXPP-1254	90624	64	P-CARK2-V84/2100	78095	109	PC60-ESAC	77961	108
MSPP60	75809	126	MXPP-1260	90625	64	P-CARK2-V96/2400	78096	109	PC72	74574	88
MSPP60-S/S	77478	40	MXPP-1272	90626	64	PAB	75513	79	PC72-2ESAC	77964	108
MSPP66	76695	126	MXPP-1284	90627	64	PAB	75513	91	PC72-ESAC	77962	108
MSPP72	75810	39	MXPP-1296	90628	64	PAB	75513	94	PC84-2ESAC	77965	108
MSPP72-S/S	77479	40	MXPP-6108	90644	64	PAB	75513	111	PC96-2ESAC	77966	108
MSPP84	76807	39	MXPP-6120	90596	64	PAB	75513	115	PCAP-24/600	77913	111
MSPP84-S/S	77480	40	MXPP-642	90589	64	PAB	75513	130	PCAP-30/750	77914	111
MSPLL	75816	39	MXPP-648	90590	64	PAB	75513	146	PCAP-36/900	77915	111
MSPLL	75816	67	MXPP-654	90591	64	PACB100	79656	106	PCAP-42/1050	77916	111
MSPLL	75816	74	MXPP-660	90592	64	PACB100	79656	126	PCAP-48/1200	77917	111
MSPLL-S/S	77524	40	MXPP-672	90593	64	PACB100	76956	133	PCAP-54/1350	77918	111
MSR	74914	211	MXPP-684	90594	64	PACB60	78683	47	PCAP-60/1500	77919	111
MSR2	79378	210	MXPP-696	90595	64	PACB60	78683	55	PCAP-72/1800	77920	111
MSR2	79378	211	MXPPBK	90607	64	PACB60	78683	60	PFC	75927	105
MSR2-S/S	90046	212	MXPPE	90598	64	PAK	78705	47	PFC	75927	119

INDEX By Ordering Number

Ordering Number	Item Code	Page #	Ordering Number	Item Code	Page #	Ordering Number	Item Code	Page #	Ordering Number	Item Code	Page #
PFC-SS	76560	105	PSTA-S/S	77442	48	PTM42VR	79672	207	PTMHD54VR-S/S	90030	208
PFC-SS	76560	107	PSTS-R	77726	55	PTM42VR-S/S	90026	208	PTMHD60R	74906	207
PFRS	76622	101	PSTS-R	77726	60	PTM48R	74902	207	PTMHD60R-S/S	90020	208
PFRS	76622	105	PSTS-S	75899	47	PTM48R-S/S	90016	208	PTMHD60T	74892	207
PFRS	76622	107	PSTS-S	75899	55	PTM48T	74888	207	PTMHD60T-S/S	90009	208
PFRS	76622	116	PSTS-S	75899	60	PTM48T-S/S	90005	208	PTMHD60VR	79666	207
PFS-ESAC	79073	116	PSTS-S	75899	67	PTM48VR	79673	207	PTMHD60VR-S/S	90031	208
PHA	73626	91	PSTS-S	75899	74	PTM48VR-S/S	90027	208	PTMHD72R	74907	207
PHA	73626	111	PSTS-W	75898	39	PTM54R	74903	207	PTMHD72R-S/S	90021	208
PLSC18	75588	89	PSTS-W	75898	47	PTM54R-S/S	90017	208	PTMHD72T	74893	207
PLSC24	75589	89	PSTS-W	75898	55	PTM54T	74889	207	PTMHD72T-S/S	90010	208
PLSC30	75590	89	PSTS-W	75898	60	PTM54T-S/S	90006	208	PTMHD72VR	79667	207
PLSC36	75591	89	PSTS-W	75898	67	PTM54VR	79674	207	PTMHD72VR-S/S	90032	208
PLSC42	75592	89	PSTS-W	75898	74	PTM54VR-S/S	90028	208	PTMHD84R	74908	207
PLSC48	75593	89	PSTS-W	75898	122	PTM60R	74904	207	PTMHD84R-S/S	90022	208
PLSC54	75594	89	PTEZ-18	90265	199	PTM60R-S/S	90018	208	PTMHD84T	74894	207
PLSP18	75595	91	PTEZ-24	90266	199	PTM60T	74890	207	PTMHD84T-S/S	90011	208
PLSP24	75596	91	PTEZ-30	90267	199	PTM60T-S/S	90007	208	PTMHD84VR	79668	207
PLSP30	75597	91	PTEZ-36	90268	199	PTM60VR	79675	207	PTMHD84VR-S/S	90033	208
PLSP36	75598	91	PTEZ-42	90269	199	PTM60VR-S/S	90029	208	PTMSD120R	74912	207
PLSP42	75599	91	PTEZ-48	90270	199	PTMA36R	90367	206	PTMSD120R-S/S	90041	208
PLSP48	75600	91	PTEZDC	90353	199	PTMA36T	90362	206	PTMSD120T	74898	207
PLSP54	75601	91	PTEZHD-42/1050	90616	199	PTMA36VR	90372	206	PTMSD120T-S/S	90037	208
PMSMK	74916	211	PTEZHD-42/1050-UG	90798	199	PTMA42R	90368	206	PTMSD120VR	90054	207
PMSMK2	79380	210	PTEZHD-48/1200	90617	199	PTMA42T	90363	206	PTMSD120VR-S/S	90045	208
PMSMK2	79380	211	PTEZHD-48/1200-UG	90799	199	PTMA42VR	90373	206	PTMSD72R	74909	207
PMSMK2-S/S	90047	212	PTEZHD-54/1350	90618	199	PTMA48R	90369	206	PTMSD72R-S/S	90038	208
PMSMKSD	74917	211	PTEZHD-54/1350-UG	90800	199	PTMA48T	90364	206	PTMSD72T	74895	207
PMSMKSD-S/S	90056	212	PTEZHD-56/1400	90795	199	PTMA48VR	90374	206	PTMSD72T-S/S	90034	208
PP-18	78414	91	PTEZHD-60/1500	90619	199	PTMA54R	90370	206	PTMSD72VR	90051	207
PP-24	78416	91	PTEZHD-60/1500-UG	90801	199	PTMA54T	90365	206	PTMSD72VR-S/S	90042	208
PP-30	78418	91	PTEZHD-64/1600	90796	199	PTMA54VR	90375	206	PTMSD84R	74910	207
PP-36	78420	91	PTEZHD-72/1800	90620	199	PTMA60R	90371	206	PTMSD84R-S/S	90039	208
PP-42	78422	91	PTEZHD-72/1800-UG	90802	199	PTMA60T	90366	206	PTMSD84T	74896	207
PP-48	78424	91	PTEZHD-80/2000	90797	199	PTMA60VR	90376	206	PTMSD84T-S/S	90035	208
PP-54	78425	91	PTEZHD-84/2100	90621	199	PTMAAK	90194	210	PTMSD84VR	90052	207
PP-60	78451	91	PTEZHD-DCK	90805	199	PTMAAKHD	90195	210	PTMSD84VR-S/S	90043	208
PP72	73017	91	PTEZHD-JBBK	90807	199	PTMAEKHDR	90192	210	PTMSD96R	74911	207
PPS6	73024	91	PTEZHD-MBK	90803	199	PTMAEKHDT	90191	210	PTMSD96R-S/S	90040	208
PSA150	73156	88	PTEZHD-PBK	90804	199	PTMAEKHDVR	90193	210	PTMSD96T	74897	207
PSA150	73156	91	PTEZHD-WRBK	90806	199	PTMAEKR	90189	210	PTMSD96T-S/S	90036	208
PSA150	73156	108	PTEZMB	90351	199	PTMAEKT	90188	210	PTMSD96VR	90053	207
PSA150	73156	111	PTEZPB	90352	199	PTMAEKVR	90190	210	PTMSD96VR-S/S	90044	208
PSSS	74773	91	PTM24R	75584	207	PTMAFASK	90196	210	PTPK	75897	55
PSSS	74773	97	PTM24R-S/S	90012	208	PTMAFMKHDR	90187	210	PTPK	75897	60
PSSS	74773	101	PTM24T	75583	207	PTMAFMKR	90186	210	PTS-18R	77664	203
PSSS	74773	105	PTM24T-S/S	90001	208	PTMAFMKT	90185	210	PTS-24R	77665	203
PSSS	74773	107	PTM24VR	79669	207	PTMAHD54R	90381	206	PTS-30R	77666	203
PST2-R	77725	55	PTM24VR-S/S	90023	208	PTMAHD54T	90377	206	PTS-30R-UG	77673	203
PST2-R	77725	58	PTM30R	74899	207	PTMAHD54VR	90385	206	PTS-36R	77667	203
PST2-R	77725	60	PTM30R-S/S	90013	208	PTMAHD60R	90382	206	PTS-36R-UG	77674	203
PST2-S	77724	55	PTM30T	74885	207	PTMAHD60T	90378	206	PTS-42R	77668	203
PST2-S	77724	58	PTM30T-S/S	90002	208	PTMAHD60VR	90386	206	PTS-42R-UG	77675	203
PST2-S	77724	60	PTM30VR	79670	207	PTMAHD72R	90383	206	PTS-48R	77669	203
PST2-W	77723	55	PTM30VR-S/S	90024	208	PTMAHD72T	90379	206	PTS-48R-UG	77676	203
PST2-W	77723	58	PTM36R	74900	207	PTMAHD72VR	90387	206	PTS-54R	77670	203
PST2-W	77723	60	PTM36R-S/S	90014	208	PTMAHD84R	90384	206	PTS-54R-UG	77677	203
PSTA	75896	39	PTM36T	74886	207	PTMAHD84T	90380	206	PTS-60R	77671	203
PSTA	75896	47	PTM36T-S/S	90003	208	PTMAHD84VR	90388	206	PTS-60R-UG	77678	203
PSTA	75896	55	PTM36VR	79671	207	PTMAORK	90197	210	PTS-72R	77672	203
PSTA	75896	60	PTM36VR-S/S	90025	208	PTMHD54R	74905	207	PTS-72R-UG	77679	203
PSTA	75896	67	PTM42R	74901	207	PTMHD54R-S/S	90019	208	PTS-DRK	90100	205
PSTA	75896	74	PTM42R-S/S	90015	208	PTMHD54T	74891	207	PTS-EBK	77702	205
PSTA	75896	122	PTM42T	74887	207	PTMHD54T-S/S	90008	208	PTS-HDSR	77692	205
PSTA-S/S	77442	40	PTM42T-S/S	90004	208	PTMHD54VR	79665	207	PTS-HIBK	77697	205

INDEX By Ordering Number

Ordering Number	Item Code	Page #	Ordering Number	Item Code	Page #	Ordering Number	Item Code	Page #	Ordering Number	Item Code	Page #
PTS-IBK	77696	205	QMT-S-S/S	79059		R-CARK-C72/1800	78105	113	RBAGS-72	76975	153
PTS-LHSAA	77756	205	QMT-W	76075	39	R-CARK-V24/600	78106	113	RBAGS-84	76976	153
PTS-MBK	77700	205	QMT-W	76075	47	R-CARK-V30/750	78107	113	RBAGSCM-16	76572	154
PTS-MBKUG	77701	205	QMT-W	76075	67	R-CARK-V36/900	78108	113	RBAGSCM-22	76573	154
PTS-PA	77699	205	QMT-W	76075	74	R-CARK-V42/1050	78109	113	RBAGSCM-28	76574	154
PTS-PS	77698	205	QMT-W-S/S	77585	40	R-CARK-V48/1200	78110	113	RBAGSCM-34	76575	154
PTS-RHSAA	77755	205	QMT-W-S/S	77585	48	R-CARK-V54/1350	78111	113	RBAGSCM-40	76576	154
PTS-RR21	77680	203	QMTBK-G	76540	39	R-CARK-V60/1500	78112	113	RBAGSCM-46	76577	154
PTS-RR27	77681	203	QMTBK-G	76540	40	R-CARK-V72/1800	78113	113	RBAGSCM-52	76578	154
PTS-RR33	77682	203	QMTBK-G	76540	47	R-CARK2-C120/3000	78118	113	RBAGSCM-58	76579	154
PTS-RR39	77683	203	QMTBK-G	76540	48	R-CARK2-C60/1500	78114	113	RBAGSCM-70	76581	154
PTS-RR39	77683	203	QMTBK-P	76097	39	R-CARK2-C72/1800	78115	113	RBAS4-18	76032	156
PTS-RR45	77684	203	QMTBK-P	76097	40	R-CARK2-C84/2100	78116	113	RBAS4-24	76033	156
PTS-RR45	77684	203	QMTBK-P	76097	47	R-CARK2-C96/2400	78117	113	RBAS4-30	76034	156
PTS-RR51	77685	203	QMTBK-P	76097	48	R-CARK2-V120/3000	78123	113	RBAS4-36	76035	156
PTS-RR51	77685	203	QMTBK-P	76097	67	R-CARK2-V60/1500	78119	113	RBAS4-42	76036	156
PTS-RR57	77686	203	QMTBK-P	76097	74	R-CARK2-V72/1800	78120	113	RBAS4-48	76037	156
PTS-RR57	77686	203	QMTBK-W	76098	39	R-CARK2-V84/2100	78121	113	RBAS4-54	76038	156
PTS-RR63	77687	203	QMTBK-W	76098	40	R-CARK2-V96/2400	78122	113	RBAS4-60	76039	156
PTS-RR63	77687	203	QMTBK-W	76098	47	RAPEK	77423	137	RBAS4-72	76040	156
PTS-RR69	77688	203	QMTBK-W	76098	48	RB38BP	79481	150	RBDT-6C	90614	160
PTS-RR75	77689	203	QMTBK-W	76098	55	RB38BP	79481	156	RBDTXHD-13C	90615	161
PTS-RR81	77690	203	QMTBK-W	76098	60	RB38BP	79481	157	RBDTXHD-6.5C	77517	161
PTS-SAK	77694	205	QMTBK-W	76098	67	RB6DH	76571	159	RBP1R-L	90648	196
PTS-SR	77691	205	QMTBK-W	76098	74	RB6SA	76570	158	RBP1R-M	90647	196
PTS-WMK	78767	205	QMTBK-W	76098	122	RBAER-10	76041	157	RBP1R-S	90646	196
PV-18	78453	88	QMTPAK	76096	39	RBAER-16	76042	157	RBP1R-XL	90649	196
PV-24	78415	88	QMTPAK	76096	47	RBAER-22	76043	157	RBP1S-L	74560	196
PV-30	78417	88	QMTPAK	76096	67	RBAER-28	76044	157	RBP1S-M	74559	196
PV-36	78419	88	QMTPAK	76096	74	RBAER-34	76045	157	RBP1S-S	74558	196
PV-42	78421	88	QMTPAK	76096	122	RBAER-40	76046	157	RBP1S-XL	74561	196
PV-48	78423	88	QMTPAK-S/S	77587	40	RBAER-44	76655	157	RBPFK-L	75524	198
PV-54	78454	88	QMTPAK-S/S	77587	48	RBAER-46	76047	157	RBPFK-M	75523	198
PV-60	78455	88	QMTPSBK	76099	39	RBAER-52	76048	157	RBPFK-S	75522	198
PV120-2ESAC	77993	108	QMTPSBK	76099	47	RBAER-58	76049	157	RBPFK-XL	75525	198
PV24-ESAC	77981	108	QMTPSBK	76099	67	RBAER-70	76050	157	RBPIT-L	75529	198
PV30-ESAC	77982	108	QMTPSBK	76099	74	RBAGM-16	77106	29	RBPIT-M	75528	198
PV36-ESAC	77983	108	QMTPSBK	76099	122	RBAGM-16	77106	153	RBPIT-S	75527	198
PV42-ESAC	77984	108	QMTPSBK-S/S	77588	40	RBAGM-22	77107	29	RBPIT-XL	75530	198
PV48-ESAC	77985	108	QMTPSBK-S/S	77588	48	RBAGM-22	77107	153	RBPMBK	75526	198
PV54-ESAC	77986	108	QMTS-G	76484	39	RBAGM-28	77108	29	RBPRET	73163	198
PV60-2ESAC	77989	108	QMTS-G	76484	47	RBAGM-28	77108	153	RBPRET	73163	205
PV60-ESAC	77987	108	QMTS-G-S/S	77452	24	RBAGM-34	77109	29	RBPRR-L	90652	198
PV72	73438	88	QMTS-G-S/S	77452	40	RBAGM-34	77109	153	RBPRR-M	90651	198
PV72-2ESAC	77990	108	QMTS-G-S/S	77452	48	RBAGM-40	77110	29	RBPRR-S	90650	198
PV72-ESAC	77988	108	QMTS-P	75845	19	RBAGM-40	77110	153	RBPRR-XL	90653	198
PV84-2ESAC	77991	108	QMTS-P	75845	39	RBAGM-46	77111	29	RBPSR-L	74564	198
PV96-2ESAC	77992	108	QMTS-P	75845	47	RBAGM-46	77111	153	RBPSR-M	74563	198
QB1PCK	90954	151	QMTS-P	75845	67	RBAGS-16	75995	153	RBPSR-S	74562	198
QMT-A-P	91285	39	QMTS-P	75845	74	RBAGS-18	76967	153	RBPSR-XL	74565	198
QMT-A-W	91286	39	QMTS-P	75845	122	RBAGS-22	75996	153	RBQB1-16/400	90935	151
QMT-ATEX	90435	39	QMTS-P-S/S	77450	24	RBAGS-24	76968	153	RBQB1-18/450	90936	151
QMT-G	76483	39	QMTS-P-S/S	77450	40	RBAGS-28	75997	153	RBQB1-22/550	90937	151
QMT-G	76483	47	QMTS-P-S/S	77450	48	RBAGS-30	76969	153	RBQB1-24/600	90938	151
QMT-G-S/S	77586	40	QMTS-S-S/S	79056	48	RBAGS-34	75998	153	RBQB1-28/700	90939	151
QMT-G-S/S	77586	48	QMTS-W-S/S	77451	24	RBAGS-36	76970	153	RBQB1-30/750	90940	151
QMT-P	76074	39	QMTS-W-S/S	77451	40	RBAGS-40	75999	153	RBQB1-34/850	90941	151
QMT-P	76074	47	QMTS-W-S/S	77451	48	RBAGS-42	76971	153	RBQB1-36/900	90942	151
QMT-P	76074	67	R-CARK-C24/600	78098	113	RBAGS-46	76028	153	RBQB1-40/1000	90943	151
QMT-P	76074	74	R-CARK-C30/750	78099	113	RBAGS-48	76972	153	RBQB1-42/1050	90944	151
QMT-P-S/S	77584	40	R-CARK-C36/900	78100	113	RBAGS-52	76029	153	RBQB1-46/1150	90945	151
QMT-P-S/S	77584	48	R-CARK-C42/1050	78101	113	RBAGS-54	76973	153	RBQB1-48/1200	90946	151
QMT-S	79039	47	R-CARK-C48/1200	78102	113	RBAGS-58	76030	153	RBQB1-52/1300	90947	151
QMT-S	79039	67	R-CARK-C54/1350	78103	113	RBAGS-60	76974	153	RBQB1-54/1350	90948	151
QMT-S	79039	74	R-CARK-C60/1500	78104	113	RBAGS-70	76031	153	RBQB1-58/1450	90949	151

INDEX By Ordering Number

Ordering Number	Item Code	Page #	Ordering Number	Item Code	Page #	Ordering Number	Item Code	Page #	Ordering Number	Item Code	Page #
RBQB1-60/1500	90950	151	RDPBK-XL	74702	165	RV60-2ESAC	78002	112	SACKRP	77885	115
RBQB1-64/1600	90951	151	RDPF-L	75568	165	RV60-ESAC	78000	112	SACKRP	77885	119
RBQB1-70/1750	90952	151	RDPF-M	75567	165	RV72-2ESAC	78003	112	SACPL-24/600	77887	111
RBQB1-72/1800	90953	151	RDPF-S	75566	165	RV72-ESAC	78001	112	SACPL-24/600	77887	115
RBQC1HD-12	75985	150	RDPF-XL	75569	165	RV84-2ESAC	78004	112	SACPL-24/600	77887	119
RBQC1HD-18	75986	150	RDPMBK	74698	165	RV96-2ESAC	78005	112	SACPL-30/750	77888	111
RBQC1HD-24	75987	150	RDPMSK	74705	165	RVT6-S/S	76205	107	SACPL-30/750	77888	115
RBQC1HD-30	75988	150	RMC1	75817	215	RWPBLD-18	90087	135	SACPL-30/750	77888	119
RBQC1HD-36	75989	150	RMC1-BCP	76414	215	RWPBLD-20	90088	135	SACPL-36/900	77889	111
RBQC1HD-42	75990	150	RMC1-BPP	76415	215	RWPBLD-34	90089	135	SACPL-36/900	77889	115
RBQC1HD-48	75991	150	RMC1-BPP	76415	217	RWPBLD-36	90090	135	SACPL-36/900	77889	119
RBQC1HD-54	75992	150	RMC1-BULK	75833	215	RWPBLD-42	90091	135	SACPL-42/1050	77890	111
RBQC1HD-66	75993	150	RMC1-CB	75820	215	RWPBLD-48	90092	135	SACPL-42/1050	77890	115
RBSE-10	79861	155	RMC1-CB	75820	217	RWPBLD-54	90093	135	SACPL-42/1050	77890	119
RBSE-16	79862	155	RMC1-CP	75819	215	RWPBLD-60	90094	135	SACPL-48/1200	77891	111
RBSE-22	79863	155	RMC1-LS	75834	215	RWPBLD-66	90095	135	SACPL-48/1200	77891	115
RBSE-28	79864	155	RMC1-LSBPP	76538	215	RWPBLD-72	90096	135	SACPL-48/1200	77891	119
RBSE-34	79865	155	RMC1-LSPP	75836	215	RWPBLD-78	90097	135	SACPL-54/1350	77892	111
RBSE-40	79866	155	RMC1-PL	75821	215	RWPBLD-84	90098	135	SACPL-54/1350	77892	115
RBSE-46	79867	155	RMC1-PP	75832	215	RWPBLD-90	90099	135	SACPL-54/1350	77892	119
RBSE-52	79868	155	RMC1LS-PL	75835	215	RWPREC-1230	90078	134	SACPL-60/1500	77893	111
RBSE-58	79869	155	RMC2	77330	217	RWPREC-1236	90079	134	SACPL-60/1500	77893	115
RBSE-64	79870	155	RMC2-FS-1	76558	217	RWPREC-1242	90080	134	SACPL-60/1500	77893	119
RBSE-70	79871	155	RMC2-FSAPK	76559	217	RWPREC-1248	90081	134	SACPL-72/1800	77894	111
RC120-2ESAC	77980	112	RP-18	78426	94	RWPREC-1254	90082	134	SACPL-72/1800	77894	115
RC18	74618	92	RP-24	78427	94	RWPREC-1260	90083	134	SACPL-72/1800	77894	119
RC24	74619	92	RP-30	78428	94	RWPREC-1272	90084	134	SACPL2-120/3000	77899	111
RC24-ESAC	77968	112	RP-36	78429	94	RWPREC-1284	90085	134	SACPL2-120/3000	77899	115
RC30	74620	92	RP-42	78430	94	RWPREC-1296	90086	134	SACPL2-120/3000	77899	119
RC30-ESAC	77969	112	RP-48	78431	94	RWPREC-1836	91214	134	SACPL2-60/1500	77895	111
RC36	74621	92	RP-54	78432	94	RWPREC-1842	91215	134	SACPL2-60/1500	77895	115
RC36-ESAC	77970	112	RP-60	78433	94	RWPREC-1848	91216	134	SACPL2-60/1500	77895	119
RC42	74622	92	RP-72	74612	94	RWPREC-1854	91217	134	SACPL2-72/1800	77896	111
RC42-ESAC	77971	112	RSA	76249	94	RWPREC-1860	91218	134	SACPL2-72/1800	77896	115
RC48	74623	92	RSA	76249	115	RWPREC-1872	91219	134	SACPL2-72/1800	77896	119
RC48-ESAC	77972	112	RSA150	73628	92	RWPREC-1884	91220	134	SACPL2-84/2100	77897	111
RC54	74624	92	RSA150	73628	94	RWPREC-1896	91221	134	SACPL2-84/2100	77897	115
RC54-ESAC	77973	112	RSA150	73628	95	RWPREC-624	90068	134	SACPL2-84/2100	77897	119
RC60	74625	92	RSA150	73628	97	RWPREC-630	90069	134	SACPL2-96/2400	77898	111
RC60-2ESAC	77976	112	RSA150	73628	98	RWPREC-636	90070	134	SACPL2-96/2400	77898	115
RC60-ESAC	77974	112	RSA150	73628	99	RWPREC-642	90071	134	SACPL2-96/2400	77898	119
RC72	74626	92	RSA150	73628	100	RWPREC-648	90072	134	SACRH	77883	111
RC72-2ESAC	77977	112	RSA150	73628	101	RWPREC-654	90073	134	SACRH	77883	115
RC72-ESAC	77975	112	RSA150	73628	105	RWPREC-660	90074	134	SACRH	77883	119
RC84-2ESAC	77978	112	RSA150	73628	107	RWPREC-672	90075	134	SACRHL	77884	111
RC96-2ESAC	77979	112	RSA150	73628	112	RWPREC-684	90076	134	SACRHL	77884	115
RCAP-24/600	77921	115	RSA150	73628	115	RWPREC-696	90077	134	SACRHL	77884	119
RCAP-30/750	77922	115	RSA150	73628	116	RWSECS-18F	91417	136	SACRKN	77882	111
RCAP-36/900	77923	115	RSA150	73628	119	RWSECS-24F	91418	136	SACRKN	77882	115
RCAP-42/1050	77924	115	RV-18	78402	92	RWSECS-30F	91419	136	SACRKN	77882	119
RCAP-48/1200	77925	115	RV-24	78403	92	RWSECS-36F	91420	136	SACRKT	77886	111
RCAP-54/1350	77926	115	RV-30	78404	92	RWSECS-42F	91421	136	SACRKT	77886	115
RCAP-60/1500	77927	115	RV-36	78405	92	RWSECS-48F	91422	136	SACRKT	77886	119
RCAP-72/1800	77928	115	RV-42	78406	92	RWSECS-54F	91423	136	SACSK	77052	119
RDP1-L	74694	163	RV-48	78407	92	RWSECS-60F	91424	136	SACSRC	77065	119
RDP1-M	74693	163	RV-54	78408	92	RWSECS-72F	91425	136	SAT2AK	78733	105
RDP1-S	74692	163	RV-60	78409	92	RWSECS-84F	91426	136	SAT2AK	78733	106
RDP1-XL	74695	163	RV-72	74641	92	RWSECS-96F	91427	136	SAT2AK	78733	126
RDPBK-L	74701	163	RV120-2ESAC	78006	112	SAC2-TIP-TL	77866	111	SAT2AK	78733	133
RDPBK-L	74701	165	RV24-ESAC	77994	112	SAC2-TIP-TL	77866	115	SAT2MK	78704	106
RDPBK-M	74700	163	RV30-ESAC	77995	112	SAC2-TIP-TL	77866	119	SAT2MK	78704	126
RDPBK-M	74700	165	RV36-ESAC	77996	112	SACHP2	77768	111	SAT2MK	91415	133
RDPBK-S	74699	163	RV42-ESAC	77997	112	SACHP2	77768	115	SAT2NCB	78703	106
RDPBK-S	74699	165	RV48-ESAC	77998	112	SACHP2	77768	119	SAT2NCB	78703	126
RDPBK-XL	74702	163	RV54-ESAC	77999	112	SACKRP	77885	111	SAT2PAT	78735	106

INDEX By Ordering Number

Ordering Number	Item Code	Page #	Ordering Number	Item Code	Page #	Ordering Number	Item Code	Page #	Ordering Number	Item Code	Page #
SAT2PAT	78735	126	SKPU-10X3/8X50	91315	213	SPK30	74711	141	SSTLMB	76072	137
SAT2PM	78732	106	SKPU-10X5/8X25	91312	213	SPK36	74712	141	SSTOTA	76073	99
SAT2PM	78732	126	SKPU-10X5/8X50	91317	213	SPK42	74713	141	SSTOTA	76073	123
SAT2PM	78732	133	SKPU-12X1/2X25	91321	213	SPK48	74714	141	SSTOTA	76073	137
SATB	76083	106	SKPU-12X1/2X50	91326	213	SPK54	74715	141	SSTSMB	76071	99
SATB	76083	126	SKPU-12X1X25	91324	213	SPK60	74716	141	SSTSMB	76071	123
SATB	76083	133	SKPU-12X1X50	91329	213	SPK72	74717	141	SSTSMB	76071	137
SATHB	76084	106	SKPU-12X3/4X25	91323	213	SPKHD120	74721	141	SSTXD-B	91410	133
SATHB	76084	126	SKPU-12X3/4X50	91328	213	SPKHD42	74952	141	SSTXD-G	91411	133
SATHB	76084	133	SKPU-12X3/8X25	91320	213	SPKHD48	74953	141	SSTXD-S	91409	133
SATXDNCB	91414	133	SKPU-12X3/8X50	91325	213	SPKHD54	74954	141	SSTXD-W	91408	133
SATXDPAT	91413	133	SKPU-12X5/8X25	91322	213	SPKHD60	74955	141	SSTXDMK	91412	133
SB2	79970	181	SKPU-12X5/8X50	91327	213	SPKHD72	74718	141	STAK	75847	105
SB2	79970	184	SKPU-4X1/2X25	91289	213	SPKHD84	74719	141	STAK	75847	107
SB2F	79988	181	SKPU-4X1/2X50	91294	213	SPKHD96	74720	141	STAK	75847	119
SB2F	79988	184	SKPU-4X1X25	91292	213	SPMK2	75578	141	STAK	75847	126
SB4	78789	169	SKPU-4X1X50	91297	213	SPMK3	75579	141	STAKHD	75892	105
SB4	78789	172	SKPU-4X3/4X25	91291	213	SPN	74746	141	STAKHD	75892	107
SB4	78789	175	SKPU-4X3/4X50	91296	213	SPPN	74748	141	STAKHD	75892	119
SB4	78789	178	SKPU-4X3/8X25	91288	213	SPPR	74744	141	STAKHD	75892	126
SB4	78789	186	SKPU-4X3/8X50	91293	213	SPYS	74743	141	STGK2	77867	105
SB4	78789	188	SKPU-4X5/8X25	91290	213	SRBK	74941	142	STGK2	77867	106
SB4	78789	190	SKPU-4X5/8X50	91295	213	SSRB	75978	60	STGK2	77867	126
SB5	78790	169	SKPU-6X1/2X25	90283	213	SST-BUK	76943	105	STGK2	77867	126
SB5	78790	172	SKPU-6X1/2X50	91222	213	SST-BUK	76943	126	STGK2	77867	133
SB5	78790	175	SKPU-6X1X25	91300	213	SST-BUK-S/S	77636	107	STGK2	77867	133
SB5	78790	178	SKPU-6X1X50	91303	213	SST2HD-B	77881	105	STGK2-S/S	77635	107
SB5	78790	186	SKPU-6X3/4X25	90284	213	SST2HD-B	77881	126	STHDMK2-S/S	77634	107
SB5	78790	188	SKPU-6X3/4X50	91223	213	SST2HD-B-S/S	77639	107	STHDPM2-S/S	77633	107
SB5	78790	190	SKPU-6X3/8X25	91298	213	SST2HD-G	79041	105	STJK	74417	19
SB5	78790	192	SKPU-6X3/8X50	91301	213	SST2HD-G	79041	126	STJK	74417	122
SE6-R36	90220	210	SKPU-6X5/8X25	91299	213	SST2HD-G-S/S	79042	107	STJK	74417	145
SE6-R42	90221	210	SKPU-6X5/8X50	91302	213	SST2HD-S	77880	105	STJM	74775	19
SE6-R48	90222	210	SKPU-8X1/2X25	90285	213	SST2HD-S	77880	126	STJM	74775	122
SE6-R54	90223	210	SKPU-8X1/2X50	91224	213	SST2HD-S-S/S	77638	107	STJM	74775	145
SE6-R60	90224	210	SKPU-8X1X25	91306	213	SST2HD-W	77879	105	STKD	74504	145
SE6-R72	90225	210	SKPU-8X1X50	91309	213	SST2HD-W	77879	126	STKHSD	74316	145
SE6-R84	90226	210	SKPU-8X3/4X25	90286	213	SST2HD-W-S/S	77637	107	STKHSS	74313	145
SE6-T36	90227	210	SKPU-8X3/4X50	91225	213	SSTBK-B	76637	105	STKS	74505	145
SE6-T42	90228	210	SKPU-8X3/8X25	91304	213	SSTBK-B	76637	107	STLP	79535	129
SE6-T48	90229	210	SKPU-8X3/8X50	91307	213	SSTBK-B	76637	126	STS-B	75844	87
SE6-T54/VR36	90230	210	SKPU-8X5/8X25	91305	213	SSTBK-B	76637	133	STS-B	75844	97
SE6-T60/VR42	90231	210	SKPU-8X5/8X50	91308	213	SSTBK-W	76636	105	STS-B	75844	105
SE6-T72/VR48	90232	210	SKPU-DUAL-6X1/2X25	91400	214	SSTBK-W	76636	107	STS-B	75844	106
SE6-T84	90233	210	SKPU-DUAL-6X1/2X50	91404	214	SSTBK-W	76636	126	STS-B	75844	126
SE6-VR54	90234	210	SKPU-DUAL-6X3/4X25	91401	214	SSTBK-W	76636	133	STS-B	75844	133
SE6-VR60	90235	210	SKPU-DUAL-6X3/4X50	91405	214	SSTHB	79582	105	STS-B-S/S	77632	107
SE6-VR72	90236	210	SKPU-DUAL-8X1/2X25	91402	214	SSTHB	79582	126	STS-G	78142	105
SE6-VR84	90319	210	SKPU-DUAL-8X1/2X50	91406	214	SSTHB	79582	133	STS-G	78142	126
SHIM-KITH	77550	193	SKPU-DUAL-8X3/4X25	91403	214	SSTHB-S/S	79586	107	STS-G	78142	133
SHIM-KITL	77548	169	SKPU-DUAL-8X3/4X50	91407	214	SSTHDMK	77870	105	STS-G-S/S	79057	107
SHIM-KITL	77548	172	SPBV	74742	141	SSTHDMK	77870	126	STS-S	75843	87
SHIM-KITL	77548	175	SPCP	74734	141	SSTHDPM	77868	105	STS-S	75843	97
SHIM-KITL	77548	186	SPG	74747	141	SSTHDPM	77868	126	STS-S	75843	105
SHIM-KITM	77549	178	SPG-CVR-A	77387	138	SSTHDPM	77868	133	STS-S	75843	106
SHIM-KITM	77549	188	SPG-CVR-B	77388	138	SSTHK	79070	105	STS-S	75843	126
SHIM-KITMOD	79989	181	SPG-CVR-C	77389	138	SSTHK	79070	119	STS-S	75843	133
SHIM-KITMOD	79989	184	SPG-CVR-D	77390	138	SSTHK	79070	126	STS-S-S/S	77631	107
SKPU-10X1/2X25	91311	213	SPG-CVR-E	77391	138	SSTHK-S/S	79071	107	STS-W	75846	97
SKPU-10X1/2X50	91316	213	SPG-CVR-F	77392	138	SSTLKB	79493	105	STS-W	75846	105
SKPU-10X1X25	91314	213	SPG-CVR-G	77393	138	SSTLKB	79493	107	STS-W	75846	106
SKPU-10X1X50	91319	213	SPG-CVR-H	77741	138	SSTLKB	79493	126	STS-W	75846	126
SKPU-10X3/4X25	91313	213	SPH10	74745	141	SSTLKB	79493	133	STS-W	75846	133
SKPU-10X3/4X50	91318	213	SPK18	74709	141	SSTLMB	76072	99	STS-W-S/S	77630	107
SKPU-10X3/8X25	91310	213	SPK24	74710	141	SSTLMB	76072	123	STTS	74419	19

INDEX By Ordering Number

Ordering Number	Item Code	Page #	Ordering Number	Item Code	Page #	Ordering Number	Item Code	Page #	Ordering Number	Item Code	Page #
STTS	74419	122	URCB24/600	76749	120	VBK-96	74459	165	WFRD60-16	72201	224
STTS	74419	145	URCB30/750	76750	120	VBK-L	73193	162	WFRD60-30	72202	224
TEN-LOCK-KIT	77443	138	URCB36/900	76751	120	VBK-L	73193	165	WFRD72-16	72203	224
TRB-HT18	78754	45	URCB42/1050	76752	120	VBK-M	73192	162	WFRD72-30	72204	224
TRB-HT24	78755	45	URCB48/1200	76753	120	VBK-M	73192	165	WND18-16	72169	224
TRB-HT30	78756	45	URCB54/1350	76754	120	VBK-S	73191	162	WND18-30	72170	224
TRB-HT36	78757	45	URCB60/1500	76755	120	VBK-S	73191	165	WND24-16	72171	224
TRB-HT42	78758	45	URCB72/1800	76756	120	VBK-XS	73190	162	WND24-30	72172	224
TRB-HT48	78759	45	URCB84/2100	76757	120	VBK-XS	73190	165	WND30-16	72173	224
TRB-HT54	78760	45	USB12	90409	61	VCS	73533	165	WND30-30	72174	224
TRB-HT60	78761	45	USB12	90409	64	VMBK	73399	165	WND36-16	72175	224
TRB-HT66	78762	45	USB6	90410	61	VMF72	74398	165	WND36-30	72176	224
TRB-HT72	78763	45	USB6	90410	64	VMF84	74399	165	WND42-16	72177	224
TRB-HT78	78764	45	USBBRP	90412	64	VMF96	74440	165	WND42-30	72178	224
TRB18	76485	45	USBP	90411	64	VMFL	74038	165	WND48-16	72179	224
TRB18	76485	152	USMK	76792	122	VMFM	74037	165	WND48-30	72180	224
TRB24	76486	45	USMK	76792	122	VMFS	73549	165	WND54-16	72181	224
TRB24	76486	155	USP18/450	76772	122	VMFXS	73535	165	WND54-30	72182	224
TRB30	76487	45	USP24/600	76773	122	VMLK	74982	165	WND60-16	72183	224
TRB30	76487	155	USP30/750	76774	122	VP72	74395	165	WND60-30	72184	224
TRB36	76488	45	USP36/900	76775	122	VP84	74396	165	WND72-16	72185	224
TRB36	76488	155	USP42/1050	76776	122	VP96	74397	165	WND72-30	72186	224
TRB42	76489	45	USP48/1200	76777	122	VPL	73410	165	XDST-B	90613	64
TRB42	76489	155	USP54/1350	76778	122	VPM	73409	165	XDST-P	90612	64
TRB48	76490	45	USP60/1500	76779	122	VPS	73408	165	XDST-W	90611	64
TRB48	76490	155	USP72/1800	76780	122	VPXS	73400	165	XDSTBK-B	90606	64
TRB54	76491	45	USP84/2100	76781	122	VSC	74983	165	XDSTBK-P	90605	64
TRB54	76491	155	USPB2	79206	122	VUBK-72	75574	162	XDSTBK-W	90604	64
TRB60	76492	45	USPK	76790	122	VUBK-84	75575	162	XDSTJNK	90610	64
TRB60	76492	155	USPK	76790	122	VUBK-96	75576	162	XDSTMPK	90599	64
TRB66	76493	45	UST-P	76794	122	VUBK-L	75573	162	XDSTPAK	90600	64
TRB66	76493	155	UST-S	77757	122	VUBK-M	75572	162	XDSTPSBK	90608	64
TRB72	76494	45	UST-W	76795	122	VUBK-S	75571	162	XDSTS-B	90603	64
TRB72	76494	155	USTSC	79299	122	VUBK-XS	75570	162	XDSTS-P	90602	64
TRB78	76697	45	USTSC	79299	122	WCLN18-16	71131	225	XDSTS-W	90601	64
TRB78	76697	155	USTSCHD	79300	122	WCLN24-16	71132	225	XDSTTAK	90609	64
TRB84	77047	45	USTSCHD	79300	122	WCLN24-30	71150	225	YCART-18/450-P	79617	81
TRB84	77047	155	USTSCK	79202	122	WCLN30-16	71133	225	YCART-18/450-P	79617	83
TRB90	77048	45	USTSCKHD	79204	122	WCLN30-30	71134	225	YCART-18/450-TC	79811	81
TRB90	77048	155	UTC18	76712	120	WCLN36-16	71135	225	YCART-18/450-TC	79811	83
UBTK	76977	122	UTC24	76713	120	WCLN36-30	71136	225	YCART-18/450-W	79611	81
UFB18	74448	120	UTC30	76714	120	WCLN42-16	71137	225	YCART-18/450-W	79611	83
UFB24	74449	120	UTC36	76715	120	WCLN42-30	71138	225	YCART-24/600-P	79618	81
UFB30	74450	120	UTC42	76716	120	WCLN48-16	71139	225	YCART-24/600-P	79618	83
UFB36	74451	120	UTC48	76717	120	WCLN48-30	71144	225	YCART-24/600-TC	79812	81
UFB42	74452	120	UTC54	76718	120	WCLN54-16	71149	225	YCART-24/600-TC	79812	83
UFB48	74453	120	UTC60	76719	120	WCLN54-30	71145	225	YCART-24/600-W	79612	81
UFB54	74454	120	UTC72	76720	120	WCLN60-16	71165	225	YCART-24/600-W	79612	83
UFB60	74455	120	UTC84	76721	120	WCLN60-30	71146	225	YCART-30/750-P	79619	81
UFB72	74456	120	UTF18	76724	120	WCLN72-16	71151	225	YCART-30/750-P	79619	83
UFB84	74460	120	UTF24	76725	120	WCLN72-30	71147	225	YCART-30/750-TC	79813	81
UHDBTK	76978	122	UTF30	76726	120	WFRD18-16	72187	224	YCART-30/750-TC	79813	83
UHMK	76793	122	UTF36	76727	120	WFRD18-30	72188	224	YCART-30/750-W	79613	81
UHMK	76793	122	UTF42	76728	120	WFRD24-16	72189	224	YCART-30/750-W	79613	83
UHPB2	79207	122	UTF48	76729	120	WFRD24-30	72190	224	YCART-36/900-HDP	79817	85
UHSPK	76791	122	UTF54	76730	120	WFRD30-16	72191	224	YCART-36/900-HDP	79817	87
UHSPK	76791	122	UTF60	76731	120	WFRD30-30	72192	224	YCART-36/900-HDTC	79829	85
UHVC	79453	67	UTF72	76732	120	WFRD36-16	72193	224	YCART-36/900-HDTC	79829	87
UMBK	76789	122	UTF84	76733	120	WFRD36-30	72194	224	YCART-36/900-HDW	79823	85
UMBK	76789	122	VAK	76416	165	WFRD42-16	72195	224	YCART-36/900-HDW	79823	87
UPBK	76785	122	VBK-72	74457	162	WFRD42-30	72196	224	YCART-36/900-P	79620	81
UPFCC	79320	98	VBK-72	74457	165	WFRD48-16	72197	224	YCART-36/900-P	79620	83
UPFCC	79320	105	VBK-84	74458	162	WFRD48-30	72198	224	YCART-36/900-TC	79814	81
UPSBK	76784	122	VBK-84	74458	165	WFRD54-16	72199	224	YCART-36/900-TC	79814	83
URCB18/450	76748	120	VBK-96	74459	162	WFRD54-30	72200	224	YCART-36/900-W	79614	81

INDEX By Ordering Number

Ordering Number	Item Code	Page #	Ordering Number	Item Code	Page #	Ordering Number	Item Code	Page #	Ordering Number	Item Code	Page #
YCART-36/900-W	79614	83	YCART-72/1800-HDTC	79834	87	YSTS-Y	79795	83	YTAHD-48/1200	79807	87
YCART-42/1050-HDP	79818	85	YCART-72/1800-HDW	79828	85	YSTS-Y	79795	97	YTAHD-54/1350	79808	87
YCART-42/1050-HDP	79818	87	YCART-72/1800-HDW	79828	87	YSTTBK-B	79855	83	YTAHD-60/1500	79809	87
YCART-42/1050-HDTC	79830	85	YST-P	79837	83	YSTTBK-B	79855	97	YTAHD-72/1800	79810	87
YCART-42/1050-HDTC	79830	87	YST-P	79837	97	YSTTBK-W	79847	83	YTHD-36S	79783	84
YCART-42/1050-HDW	79824	85	YST-S	79838	83	YSTTBK-W	79847	97	YTHD-42S	79784	84
YCART-42/1050-HDW	79824	87	YST-S	79838	97	YT-18S	79765	80	YTHD-48S	79785	84
YCART-42/1050-P	79621	81	YST-Y	79836	83	YT-24S	79766	80	YTHD-54S	79786	84
YCART-42/1050-P	79621	83	YST-Y	79836	97	YT-30S	79767	80	YTHD-60S	79787	84
YCART-42/1050-TC	79815	81	YSTANK	79857	83	YT-36S	79768	80	YTHD-72S	79788	84
YCART-42/1050-TC	79815	83	YSTANK	79857	97	YT-42S	79769	80	YTHD-TC-36S	79777	84
YCART-42/1050-W	79615	81	YSTANKHD	79858	87	YT-48S	79770	80	YTHD-TC-42S	79778	84
YCART-42/1050-W	79615	83	YSTDBK	79844	80	YT-C	79574	83	YTHD-TC-48S	79779	84
YCART-48/1200-HDP	79819	85	YSTDBK	79844	83	YT-C*	79574	81	YTHD-TC-54S	79780	84
YCART-48/1200-HDP	79819	87	YSTDBK	79844	137	YT-HDC	79728	87	YTHD-TC-60S	79781	84
YCART-48/1200-HDTC	79831	85	YSTGBK	79845	83	YT-HDC*	79728	85	YTHD-TC-72S	79782	84
YCART-48/1200-HDTC	79831	87	YSTGBK	79845	97	YT-HDP	79677	87	YTHD-W-36S	79789	84
YCART-48/1200-HDW	79825	85	YSTHD-BK	79842	87	YT-HDP*	79677	85	YTHDW-42S	79790	84
YCART-48/1200-HDW	79825	87	YSTHD-BL	79841	87	YT-HDW	79676	87	YTHDW-48S	79791	84
YCART-48/1200-P	79622	81	YSTHD-GR	79839	87	YT-HDW*	79676	85	YTHDW-54S	79792	84
YCART-48/1200-P	79622	83	YSTHD-S	79840	87	YT-P	79573	83	YTHDW-60S	79793	84
YCART-48/1200-TC	79816	81	YSTHDBK-B	79856	87	YT-P*	79573	81	YTHDW-72S	79794	84
YCART-48/1200-TC	79816	83	YSTHDBK-W	79853	87	YT-TC-18S	79759	80	YTP-18/450	79587	83
YCART-48/1200-W	79616	81	YSTHDDBK	79850	84	YT-TC-24S	79760	80	YTP-24/600	79588	83
YCART-48/1200-W	79616	83	YSTHDDBK	79850	87	YT-TC-30S	79761	80	YTP-30/750	79589	83
YCART-54/1350-HDP	79820	85	YSTHDDBK	79850	137	YT-TC-36S	79762	80	YTP-36/900	79590	83
YCART-54/1350-HDP	79820	87	YSTHDGBK	79851	87	YT-TC-42S	79763	80	YTP-42/1050	79591	83
YCART-54/1350-HDTC	79832	85	YSTHDLBK	79852	87	YT-TC-48S	79764	80	YTP-48/1200	79592	83
YCART-54/1350-HDTC	79832	87	YSTHDMB	79849	87	YT-W	79572	83	YTPHD-36/900	79799	87
YCART-54/1350-HDW	79826	85	YSTHDS-BL	79798	87	YT-W*	79572	81	YTPHD-42/1050	79800	87
YCART-54/1350-HDW	79826	87	YSTHDS-GR	79797	87	YTA-18/450	79593	83	YTPHD-48/1200	79801	87
YCART-60/1500-HDP	79821	85	YSTLBK	79846	83	YTA-24/600	79594	83	YTPHD-54/1350	79802	87
YCART-60/1500-HDP	79821	87	YSTLBK	79846	97	YTA-30/750	79595	83	YTPHD-60/1500	79803	87
YCART-60/1500-HDTC	79833	85	YSTMB	79843	83	YTA-36/900	79596	83	YTPHD-72/1800	79804	87
YCART-60/1500-HDTC	79833	87	YSTMB	79843	97	YTA-42/1050	79597	83	YTPHD-18S	79771	80
YCART-60/1500-HDW	79827	85	YSTPHDMK	79854	87	YTA-48/1200	79598	83	YTW-24S	79772	80
YCART-60/1500-HDW	79827	87	YSTPMK	79848	83	YTAC	79623	83	YTW-30S	79773	80
YCART-72/1800-HDP	79822	85	YSTPMK	79848	97	YTACHD	79835	87	YTW-36S	79774	80
YCART-72/1800-HDP	79822	87	YSTS-P	79796	83	YTAHD-36/900	79805	87	YTW-42S	79775	80
YCART-72/1800-HDTC	79834	85	YSTS-P	79796	97	YTAHD-42/1050	79806	87	YTW-48S	79776	80

INDEX By Item Code

Item Code	Ordering Number	Page #	Item Code	Ordering Number	Page #	Item Code	Ordering Number	Page #	Item Code	Ordering Number	Page #
4143	900936	219	61300	CLMN1350/54-15	221	71060	FL-RBI	216	72189	WFRD24-16	224
4144	900948	219	61301	CLMN1500/60-15	221	71076	7.5WLD3.3/11	220	72190	WFRD24-30	224
4145	900960	219	61302	CLMN1800/72-15	221	71077	7.5NLD3.3/11	220	72191	WFRD30-16	224
4146	900972	219	61303	CLMN2100/84-15	221	71079	CLFR1800/72-12	222	72192	WFRD30-30	224
4147	900984	219	61308	CLMFR450/18-15	221	71082	CLFR2100/84-12	222	72193	WFRD36-16	224
4149	900CBK	219	61309	CLMFR600/24-15	221	71100	FLSCM-I-BULK	216	72194	WFRD36-30	224
4200	900924	219	61310	CLMFR750/30-15	221	71111	CLN460/18.4-12	222	72195	WFRD42-16	224
26107	N6D3T-24-9-A45	169	61311	CLMFR900/36-15	221	71112	CLN600/24-12	222	72196	WFRD42-30	224
26108	N6D3T-30-11-A45	169	61312	CLMFR1050/42-15	221	71113	CLN760/30.4-12	222	72197	WFRD48-16	224
26109	N6D3T-36-13-A45	169	61313	CLMFR1200/48-15	221	71115	CLN900/36-12	222	72198	WFRD48-30	224
26110	N6D3T-42-15-A45	169	61314	CLMFR1350/54-15	221	71116	CLN1060/42.4-12	222	72199	WFRD54-16	224
26111	N6D3T-48-17-A45	169	61315	CLMFR1500/60-15	221	71118	CLFR460/18.4-12	222	72200	WFRD54-30	224
26112	N6D3T-54-19-A45	169	61316	CLMFR1800/72-15	221	71119	CLFR600/24-12	222	72201	WFRD60-16	224
26113	N6D3T-60-21-A45	169	61317	CLMFR2100/84-15	221	71120	CLFR760/30.4-12	222	72202	WFRD60-30	224
26114	N6D3T-72-25-A45	169	61319	CLMFR6.5/21-15	220	71122	CLFR900/36-12	222	72203	WFRD72-16	224
26184	NI6D3T-24-9-A45	172	62052	CLMN450/18-15S	221	71123	CLFR1060/42.4-12	222	72204	WFRD72-30	224
26184	NI6D3T-24-9-A45	181	62053	CLMN600/24-15S	221	71126	CLN1360/54.4-12	222	73017	PP72	91
26185	NI6D3T-30-11-A45	172	62054	CLMN750/30-15S	221	71127	CLN1520/60.8-12	222	73024	PPS6	91
26185	NI6D3T-30-11-A45	181	62055	CLMN900/36-15S	221	71131	WCLN18-16	225	73047	HSA8SS	70
26186	NI6D3T-36-13-A45	172	62056	CLMN1050/42-15S	221	71132	WCLN24-16	225	73047	HSA8SS	72
26186	NI6D3T-36-13-A45	181	62057	CLMN1200/48-15S	221	71133	WCLN30-16	225	73047	HSA8SS	74
26187	NI6D3T-42-15-A45	172	62058	CLMN1350/54-15S	221	71134	WCLN30-30	225	73047	HSA8SS	75
26187	NI6D3T-42-15-A45	181	62059	CLMN1500/60-15S	221	71135	WCLN36-16	225	73047	HSA8SS	145
26188	NI6D3T-48-17-A45	172	62060	CLMN1800/72-15S	221	71136	WCLN36-30	225	73048	HSA8S	70
26188	NI6D3T-48-17-A45	181	62061	CLMN2100/84-15S	221	71137	WCLN42-16	225	73048	HSA8S	72
26189	NI6D3T-54-19-A45	172	62063	CLMFR450/18-15S	221	71138	WCLN42-30	225	73048	HSA8S	74
26189	NI6D3T-54-19-A45	181	62064	CLMFR600/24-15S	221	71139	WCLN48-16	225	73048	HSA8S	75
26190	NI6D3T-60-21-A45	172	62065	CLMFR750/30-15S	221	71140	FLM-PC	216	73048	HSA8S	145
26190	NI6D3T-60-21-A45	181	62066	CLMFR900/36-15S	221	71141	FL-CP-I	216	73049	HSA8M	70
26191	NI6D3T-72-25-A45	172	62067	CLMFR1050/42-15S	221	71141	FL-CP-I	216	73049	HSA8M	72
26191	NI6D3T-72-25-A45	181	62068	CLMFR1200/48-15S	221	71144	WCLN48-30	225	73049	HSA8M	74
30001	EBC1	219	62069	CLMFR1350/54-15S	221	71145	WCLN54-30	225	73049	HSA8M	75
30002	EBC2	219	62070	CLMFR1500/60-15S	221	71146	WCLN60-30	225	73049	HSA8M	145
30003	EBC1-B	219	62071	CLMFR1800/72-15S	221	71147	WCLN72-30	225	73050	HPS8	145
30004	EBC2-B	219	62072	CLMFR2100/84-15S	221	71149	WCLN54-16	225	73063	HSA8L	70
30005	EBC1-DR	219	62216	CLMN6.5/21-15	220	71150	WCLN24-30	225	73063	HSA8L	72
30006	EBC2-DR	219	70186	FL-ACT	223	71151	WCLN72-16	225	73063	HSA8L	74
30007	EBC-EB	219	70189	FL-PR-0.75	223	71152	25ND6.5/21	220	73063	HSA8L	145
30008	EBC-H	219	71002	10ND6.5/21	220	71155	12NDC6.5/21	220	73064	HSA8LL	70
30018	CEBC1	219	71004	12ND6.5/21	220	71159	12FRDC6.5/21	220	73064	HSA8LL	72
30019	CEBC2	219	71005	CLFR1200/48-12	222	71163	25NP6.5/21	220	73064	HSA8LL	74
30373	LSHDCBS	219	71006	15ND6.5/21	220	71164	FL-CP-ISS	216	73064	HSA8LL	145
30390	LSHD-RPK	219	71008	20ND6.5/21	220	71165	WCLN60-16	225	73131	CBV-XS	162
30392	LSHDS	219	71009	CLFR1520/60.8-12	222	71168	FL-PC-ISS	216	73132	CBV-S	162
30393	LSHD30	219	71010	10NP6.5/21	220	72129	20FRP6.5/21	220	73133	CBV-M	162
30394	LSHD36	219	71012	12NP6.5/21	220	72169	WND18-16	224	73134	CBV-L	162
30395	LSHD42	219	71014	10FRD6.5/21	220	72170	WND18-30	224	73156	PSA150	88
30396	LSHD48	219	71015	15FRP6.5/21	220	72171	WND24-16	224	73156	PSA150	91
30397	LSHD54	219	71016	12FRD6.5/21	220	72172	WND24-30	224	73156	PSA150	108
30398	LSHD60	219	71017	15NP6.5/21	220	72173	WND30-16	224	73156	PSA150	111
30399	LSHD72	219	71018	15FRD6.5/21	220	72174	WND30-30	224	73163	RBPRET	198
30400	LSHDLP	219	71019	20FRD6.5/21	220	72175	WND36-16	224	73163	RBPRET	205
30408	LSHDB72-2	219	71020	10FRP6.5/21	220	72176	WND36-30	224	73190	VBK-XS	162
30414	LSHDB36-2	219	71021	20NP6.5/21	220	72177	WND42-16	224	73190	VBK-XS	165
30418	LSHDB30-2	219	71022	12FRP6.5/21	220	72178	WND42-30	224	73191	VBK-S	162
30421	LSHDB42-2	219	71039	CLN1200/48-12	222	72179	WND48-16	224	73191	VBK-S	165
30423	LSHDB48-2	219	71042	CLN1800/72-12	222	72180	WND48-30	224	73192	VBK-M	162
30424	LSHDB54-2	219	71044	CLN2100/84-12	222	72181	WND54-16	224	73192	VBK-M	165
30430	LSHDB60-2	219	71052	FLSC-I	216	72182	WND54-30	224	73193	VBK-L	162
61294	CLMN450/18-15	221	71054	FLSC-I-BULK	216	72183	WND60-16	224	73193	VBK-L	165
61295	CLMN600/24-15	221	71055	FLSCM-I	216	72184	WND60-30	224	73399	VMBK	165
61296	CLMN750/30-15	221	71057	FL-PC-I	216	72185	WND72-16	224	73400	VPXS	165
61297	CLMN900/36-15	221	71058	FL-RPI	216	72186	WND72-30	224	73408	VPS	165
61298	CLMN1050/42-15	221	71058	FL-RPI	216	72187	WFRD18-16	224	73409	VPM	165
61299	CLMN1200/48-15	221	71060	FL-RBI	216	72188	WFRD18-30	224	73410	VPL	165

INDEX By Item Code

Item Code	Ordering Number	Page #	Item Code	Ordering Number	Page #	Item Code	Ordering Number	Page #	Item Code	Ordering Number	Page #
73438	PV72	88	74504	STKD	145	74699	RDPBK-S	163	74891	PTMHD54T	207
73533	VCS	165	74505	STKS	145	74699	RDPBK-S	165	74892	PTMHD60T	207
73535	VMFXS	165	74534	ISC	146	74700	RDPBK-M	163	74893	PTMHD72T	207
73549	VMFS	165	74535	ICT6	76	74700	RDPBK-M	165	74894	PTMHD84T	207
73626	PHA	91	74535	ICT6	77	74701	RDPBK-L	163	74895	PTMSD72T	207
73626	PHA	111	74535	ICT6	79	74701	RDPBK-L	165	74896	PTMSD84T	207
73628	RSA150	92	74535	ICT6	88	74702	RDPBK-XL	163	74897	PTMSD96T	207
73628	RSA150	94	74535	ICT6	89	74702	RDPBK-XL	165	74898	PTMSD120T	207
73628	RSA150	95	74535	ICT6	91	74705	RDPMSK	165	74899	PTM30R	207
73628	RSA150	97	74535	ICT6	92	74709	SPK18	141	74900	PTM36R	207
73628	RSA150	98	74535	ICT6	94	74710	SPK24	141	74901	PTM42R	207
73628	RSA150	99	74535	ICT6	95	74711	SPK30	141	74902	PTM48R	207
73628	RSA150	100	74535	ICT6	97	74712	SPK36	141	74903	PTM54R	207
73628	RSA150	101	74535	ICT6	98	74713	SPK42	141	74904	PTM60R	207
73628	RSA150	105	74535	ICT6	99	74714	SPK48	141	74905	PTMHD54R	207
73628	RSA150	107	74535	ICT6	101	74715	SPK54	141	74906	PTMHD60R	207
73628	RSA150	112	74535	ICT6	105	74716	SPK60	141	74907	PTMHD72R	207
73628	RSA150	115	74535	ICT6	107	74717	SPK72	141	74908	PTMHD84R	207
73628	RSA150	116	74535	ICT6	108	74718	SPKHD72	141	74909	PTMSD72R	207
73628	RSA150	119	74535	ICT6	111	74719	SPKHD84	141	74910	PTMSD84R	207
73631	HVPT	72	74535	ICT6	112	74720	SPKHD96	141	74911	PTMSD96R	207
73631	HVPT	74	74535	ICT6	115	74721	SPKHD120	141	74912	PTMSD120R	207
73631	HVPT	145	74535	ICT6	116	74734	SPCP	141	74914	MSR	211
74037	VMFM	165	74535	ICT6	119	74742	SPBV	141	74915	MSRSD	211
74038	VMFL	165	74535	ICT6	146	74743	SPYS	141	74916	PMSMK	211
74100	HW-BC	144	74550	HDARK	145	74744	SPPR	141	74917	PMSMKSD	211
74141	HTTS	144	74558	RBP1S-S	196	74745	SPH10	141	74918	MAK	211
74307	HXF8SS	68	74559	RBP1S-M	196	74746	SPN	141	74919	MAKHD	211
74307	HXF8SS	145	74560	RBP1S-L	196	74747	SPG	141	74920	MAKSD	211
74313	STKHSS	145	74561	RBP1S-XL	196	74748	SPPN	141	74921	MORK	211
74316	STKHSD	145	74562	RBPSR-S	198	74771	HSSTS	74	74921	MORK	212
74389	CBV-72	162	74563	RBPSR-M	198	74771	HSSTS	145	74922	MORKSD	211
74390	CBV-84	162	74564	RBPSR-L	198	74772	HSSCS	74	74922	MORKSD	212
74391	CBV-96	162	74565	RBPSR-XL	198	74772	HSSCS	145	74923	MCRK	210
74395	VP72	165	74566	PC18	88	74773	PSSS	91	74923	MCRK	211
74396	VP84	165	74567	PC24	88	74773	PSSS	97	74923	MCRK	212
74397	VP96	165	74568	PC30	88	74773	PSSS	101	74924	MCRKSD	211
74398	VMF72	165	74569	PC36	88	74773	PSSS	105	74924	MCRKSD	212
74399	VMF84	165	74570	PC42	88	74773	PSSS	107	74925	MCB	210
74417	STJK	19	74571	PC48	88	74774	ELT	144	74925	MCB	211
74417	STJK	122	74572	PC54	88	74775	STJM	19	74925	MCB	212
74417	STJK	145	74573	PC60	88	74775	STJM	122	74926	MCBSD	211
74419	STTS	19	74574	PC72	88	74775	STJM	145	74926	MCBSD	212
74419	STTS	122	74612	RP-72	94	74776	HBTK	145	74927	MCSK	210
74419	STTS	145	74618	RC18	92	74821	HTV18SS	75	74927	MCSK	211
74440	VMF96	165	74619	RC24	92	74822	HTV24SS	75	74927	MCSK	212
74448	UFB18	120	74620	RC30	92	74823	HTV30SS	75	74928	MCSKHD	210
74449	UFB24	120	74621	RC36	92	74824	HTV36SS	75	74928	MCSKHD	211
74450	UFB30	120	74622	RC42	92	74825	HTV42SS	75	74928	MCSKHD	212
74451	UFB36	120	74623	RC48	92	74826	HTV48SS	75	74929	MCSKSD	211
74452	UFB42	120	74624	RC54	92	74828	HTV18S	75	74929	MCSKSD	212
74453	UFB48	120	74625	RC60	92	74829	HTV24S	75	74930	MCS	210
74454	UFB54	120	74626	RC72	92	74830	HTV30S	75	74930	MCS	211
74455	UFB60	120	74641	RV-72	92	74831	HTV36S	75	74930	MCS	212
74456	UFB72	120	74689	HXF8S	68	74832	HTV42S	75	74931	MCSHD	210
74457	VBK-72	162	74689	HXF8S	145	74833	HTV48S	75	74931	MCSHD	211
74457	VBK-72	165	74690	HXF8M	68	74838	HTV36M	75	74931	MCSHD	212
74458	VBK-84	162	74690	HXF8M	145	74839	HTV42M	75	74932	MCSSD	211
74458	VBK-84	165	74691	HXF8L	68	74840	HTV48M	75	74932	MCSSD	212
74459	VBK-96	162	74691	HXF8L	145	74885	PTM30T	207	74941	SRBK	142
74459	VBK-96	165	74692	RDP1-S	163	74886	PTM36T	207	74952	SPKHD42	141
74460	UFB84	120	74693	RDP1-M	163	74887	PTM42T	207	74953	SPKHD48	141
74502	HDS	19	74694	RDP1-L	163	74888	PTM48T	207	74954	SPKHD54	141
74502	HDS	122	74695	RDP1-XL	163	74889	PTM54T	207	74955	SPKHD60	141
74502	HDS	145	74698	RDPMBK	165	74890	PTM60T	207	74982	VMLK	165

INDEX By Item Code

Item Code	Ordering Number	Page #	Item Code	Ordering Number	Page #	Item Code	Ordering Number	Page #	Item Code	Ordering Number	Page #
74983	VSC	165	75620	EZP1P18	20	75648	EZS2-48	76	75802	MSP-872	34
75017	FL-ADH-0.8	223	75621	EZP1P24	19	75649	EZS2-54	76	75803	MSPP24	39
75419	HVT8-S/S	70	75621	EZP1P24	20	75650	EZS2-60	76	75804	MSPP30	39
75419	HVT8-S/S	74	75622	EZP1P30	19	75651	EZS2-72	76	75804	MSPP30	126
75419	HVT8-S/S	75	75622	EZP1P30	20	75652	EZS2P18	79	75805	MSPP36	39
75419	HVT8-S/S	145	75623	EZP1P36	19	75652	EZS2P18	146	75805	MSPP36	126
75513	PAB	79	75623	EZP1P36	20	75653	EZS2P24	79	75806	MSPP42	39
75513	PAB	91	75624	EZP1P42	19	75653	EZS2P24	146	75806	MSPP42	126
75513	PAB	94	75624	EZP1P42	20	75654	EZS2P30	79	75807	MSPP48	39
75513	PAB	111	75625	EZP1P48	19	75654	EZS2P30	146	75807	MSPP48	126
75513	PAB	115	75625	EZP1P48	20	75655	EZS2P36	79	75808	MSPP54	39
75513	PAB	130	75626	EZP1P54	19	75655	EZS2P36	146	75808	MSPP54	126
75513	PAB	146	75626	EZP1P54	20	75656	EZS2P42	79	75809	MSPP60	39
75522	RBPFK-S	198	75627	EZP1P60	19	75656	EZS2P42	146	75809	MSPP60	126
75523	RBPFK-M	198	75627	EZP1P60	20	75657	EZS2P48	79	75810	MSPP72	39
75524	RBPFK-L	198	75628	CRB10	16	75657	EZS2P48	146	75811	MSPMPK	39
75525	RBPFK-XL	198	75628	CRB10	22	75658	EZS2P54	79	75811	MSPMPK	47
75526	RBPMBK	198	75628	CRB10	37	75658	EZS2P54	146	75811	MSPMPK	67
75527	RBPIT-S	198	75628	CRB10	149	75659	EZS2P60	79	75811	MSPMPK	74
75528	RBPIT-M	198	75629	CRB16	16	75659	EZS2P60	146	75816	MSPPL	39
75529	RBPIT-L	198	75629	CRB16	22	75660	EZS2P72	79	75816	MSPPL	67
75530	RBPIT-XL	198	75629	CRB16	37	75660	EZS2P72	146	75816	MSPPL	74
75531	MFASK	211	75629	CRB16	149	75661	FFCK	79	75817	RMC1	215
75565	HSA8SSS	145	75630	CRB22	16	75666	EZS2MBK	79	75819	RMC1-CP	215
75566	RDPF-S	165	75630	CRB22	22	75666	EZS2MBK	91	75820	RMC1-CB	215
75567	RDPF-M	165	75630	CRB22	37	75666	EZS2MBK	94	75820	RMC1-CB	217
75568	RDPF-L	165	75630	CRB22	149	75666	EZS2MBK	111	75821	RMC1-PL	215
75569	RDPF-XL	165	75631	CRB28	16	75666	EZS2MBK	115	75830	MMBK	34
75570	VUBK-XS	162	75631	CRB28	22	75666	EZS2MBK	130	75830	MMBK	34
75571	VUBK-S	162	75631	CRB28	37	75666	EZS2MBK	146	75830	MMBK	49
75572	VUBK-M	162	75631	CRB28	149	75771	EZP1-272	11	75830	MMBK	56
75573	VUBK-L	162	75632	CRB34	16	75772	EZP1P72	19	75830	MMBK	137
75574	VUBK-72	162	75632	CRB34	22	75772	EZP1P72	20	75831	MSPBPK	39
75575	VUBK-84	162	75632	CRB34	37	75773	CRB70	16	75831	MSPBPK	126
75576	VUBK-96	162	75632	CRB34	149	75773	CRB70	22	75832	RMC1-PP	215
75578	SPMK2	141	75633	CRB40	16	75773	CRB70	37	75833	RMC1-BULK	215
75579	SPMK3	141	75633	CRB40	22	75773	CRB70	149	75834	RMC1-LS	215
75583	PTM24T	207	75633	CRB40	37	75774	EZP1-872	11	75835	RMC1LS-PL	215
75584	PTM24R	207	75633	CRB40	149	75775	CRB64	16	75836	RMC1-LSP	215
75588	PLSC18	89	75634	CRB46	16	75775	CRB64	22	75843	STS-S	87
75589	PLSC24	89	75634	CRB46	22	75775	CRB64	37	75843	STS-S	97
75590	PLSC30	89	75634	CRB46	37	75778	FLSC-ISS	216	75843	STS-S	105
75591	PLSC36	89	75634	CRB46	149	75779	EZP1-818	11	75843	STS-S	106
75592	PLSC42	89	75635	CRB52	16	75780	EZP1-824	11	75843	STS-S	126
75593	PLSC48	89	75635	CRB52	22	75781	EZP1-830	11	75843	STS-S	133
75594	PLSC54	89	75635	CRB52	37	75782	EZP1-836	11	75844	STS-B	87
75595	PLSP18	91	75635	CRB52	149	75783	EZP1-842	11	75844	STS-B	97
75596	PLSP24	91	75636	CRB58	16	75784	EZP1-848	11	75844	STS-B	105
75597	PLSP30	91	75636	CRB58	22	75785	EZP1-854	11	75844	STS-B	106
75598	PLSP36	91	75636	CRB58	37	75786	EZP1-860	11	75844	STS-B	126
75599	PLSP42	91	75636	CRB58	149	75787	MSP-224	34	75844	STS-B	133
75600	PLSP48	91	75637	EZP1MPK	19	75788	MSP-230	34	75845	QMTS-P	19
75601	PLSP54	91	75641	EZP1PL	19	75789	MSP-236	34	75845	QMTS-P	39
75610	EZP1-212	11	75641	EZP1PL	20	75790	MSP-242	34	75845	QMTS-P	47
75611	EZP1-218	11	75641	EZP1PL	145	75791	MSP-248	34	75845	QMTS-P	67
75612	EZP1-224	11	75642	EZP1BP	19	75792	MSP-254	34	75845	QMTS-P	74
75613	EZP1-230	11	75642	EZP1BP	20	75793	MSP-260	34	75845	QMTS-P	122
75614	EZP1-236	11	75642	EZP1BP	149	75794	MSP-272	34	75846	STS-W	97
75615	EZP1-242	11	75642	EZP1BP	153	75795	MSP-824	34	75846	STS-W	105
75616	EZP1-248	11	75642	EZP1BP	154	75796	MSP-830	34	75846	STS-W	106
75617	EZP1-254	11	75643	EZS2-18	76	75797	MSP-836	34	75846	STS-W	126
75618	EZP1-260	11	75644	EZS2-24	76	75798	MSP-842	34	75846	STS-W	133
75619	EZP1P12	19	75645	EZS2-30	76	75799	MSP-848	34	75847	STAK	105
75619	EZP1P12	20	75646	EZS2-36	76	75800	MSP-854	34	75847	STAK	107
75620	EZP1P18	19	75647	EZS2-42	76	75801	MSP-860	34	75847	STAK	119

INDEX By Item Code

Item Code	Ordering Number	Page #	Item Code	Ordering Number	Page #	Item Code	Ordering Number	Page #	Item Code	Ordering Number	Page #
75847	STAK	126	75916	MHS-60	99	75985	RBQC1HD-12	150	76075	QMT-W	74
75868	MDWS-24	123	75917	MHS-72	99	75986	RBQC1HD-18	150	76083	SATB	106
75869	MDWS-30	123	75918	MHSP-24	97	75987	RBQC1HD-24	150	76083	SATB	126
75870	MDWS-36	123	75918	MHSP-24	105	75988	RBQC1HD-30	150	76083	SATB	133
75871	MDWS-42	123	75919	MHSP-30	97	75989	RBQC1HD-36	150	76084	SATHB	106
75872	MDWS-48	123	75919	MHSP-30	105	75990	RBQC1HD-42	150	76084	SATHB	126
75873	MDWS-54	123	75920	MHSP-36	97	75991	RBQC1HD-48	150	76084	SATHB	133
75874	MDWS-60	123	75920	MHSP-36	105	75992	RBQC1HD-54	150	76085	HTS18	77
75875	MDWS-72	123	75921	MHSP-42	97	75993	RBQC1HD-66	150	76086	HTS24	77
75883	DWP-72	126	75921	MHSP-42	105	75995	RBAGS-16	153	76087	HTS30	77
75884	CDWB24	123	75922	MHSP-48	97	75996	RBAGS-22	153	76088	HTS36	77
75885	CDWB30	123	75922	MHSP-48	105	75997	RBAGS-28	153	76089	HTS42	77
75886	CDWB36	123	75923	MHSP-54	97	75998	RBAGS-34	153	76090	HTS48	77
75887	CDWB42	123	75923	MHSP-54	105	75999	RBAGS-40	153	76091	HTS54	77
75888	CDWB48	123	75924	MHSP-60	97	76024	MAPEK	137	76092	HTS60	77
75889	CDWB54	123	75924	MHSP-60	105	76025	MCBK	210	76093	HTS72	77
75890	CDWB60	123	75925	MHSP-72	97	76025	MCBK	211	76094	HTSCK	77
75891	CDWB72	123	75925	MHSP-72	105	76025	MCBK	212	76094	HTSCK	79
75892	STAKHD	105	75927	PFC	105	76026	MCBKHD	210	76096	QMTPAK	39
75892	STAKHD	107	75927	PFC	119	76026	MCBKHD	211	76096	QMTPAK	47
75892	STAKHD	119	75929	MHCP-24S	56	76026	MCBKHD	212	76096	QMTPAK	67
75892	STAKHD	126	75930	MHCP-30S	56	76027	MCBKSD	211	76096	QMTPAK	74
75896	PSTA	39	75931	MHCP-36S	56	76027	MCBKSD	212	76096	QMTPAK	122
75896	PSTA	47	75932	MHCP-42S	56	76028	RBAGS-46	153	76097	QMTBK-P	39
75896	PSTA	55	75933	MHCP-48S	56	76029	RBAGS-52	153	76097	QMTBK-P	40
75896	PSTA	60	75934	MHCP-54S	56	76030	RBAGS-58	153	76097	QMTBK-P	47
75896	PSTA	67	75935	MHCP-60S	56	76031	RBAGS-70	153	76097	QMTBK-P	48
75896	PSTA	74	75936	MHCP-72S	56	76032	RBAS4-18	156	76097	QMTBK-P	67
75896	PSTA	122	75945	MHCP-BPA24	58	76033	RBAS4-24	156	76097	QMTBK-P	74
75897	PTPK	55	75946	MHCP-BPA30	58	76034	RBAS4-30	156	76098	QMTBK-W	39
75897	PTPK	60	75947	MHCP-BPA36	58	76035	RBAS4-36	156	76098	QMTBK-W	40
75898	PSTS-W	39	75948	MHCP-BPA42	58	76036	RBAS4-42	156	76098	QMTBK-W	47
75898	PSTS-W	47	75949	MHCP-BPA48	58	76037	RBAS4-48	156	76098	QMTBK-W	48
75898	PSTS-W	55	75950	MHCP-BPA54	58	76038	RBAS4-54	156	76098	QMTBK-W	55
75898	PSTS-W	60	75951	MHCP-BPA60	58	76039	RBAS4-60	156	76098	QMTBK-W	60
75898	PSTS-W	67	75952	MHCP-BPA72	58	76040	RBAS4-72	156	76098	QMTBK-W	67
75898	PSTS-W	74	75953	MHCP-BCK24	58	76041	RBAER-10	157	76098	QMTBK-W	74
75898	PSTS-W	122	75954	MHCP-BCK30	58	76042	RBAER-16	157	76098	QMTBK-W	122
75899	PSTS-S	47	75955	MHCP-BCK36	58	76043	RBAER-22	157	76099	QMTPSBK	39
75899	PSTS-S	55	75956	MHCP-BCK42	58	76044	RBAER-28	157	76099	QMTPSBK	47
75899	PSTS-S	60	75957	MHCP-BCK48	58	76045	RBAER-34	157	76099	QMTPSBK	67
75899	PSTS-S	67	75958	MHCP-BCK54	58	76046	RBAER-40	157	76099	QMTPSBK	74
75899	PSTS-S	74	75959	MHCP-BCK60	58	76047	RBAER-46	157	76099	QMTPSBK	122
75901	HFC2	74	75960	MHCP-BCK72	58	76048	RBAER-52	157	76101	HV-18SS	70
75901	HFC2	145	75961	MHP-CP24	60	76049	RBAER-58	157	76102	HV-24SS	70
75902	HXFC2	74	75962	MHP-CP30	60	76050	RBAER-70	157	76103	HV-30SS	70
75902	HXFC2	145	75963	MHP-CP36	60	76069	AWTNCB	47	76104	HV-36SS	70
75905	AWTB	47	75964	MHP-CP42	60	76069	AWTNCB	55	76105	HV-42SS	70
75905	AWTB	55	75965	MHP-CP48	60	76069	AWTNCB	60	76106	HV-48SS	70
75905	AWTB	60	75966	MHP-CP54	60	76071	SSTSMB	99	76107	HV-54S	70
75906	AWTMB	47	75967	MHP-CP60	60	76071	SSTSMB	123	76108	HV-60S	70
75906	AWTMB	55	75968	MHP-CP72	60	76071	SSTSMB	137	76109	HV-72S	70
75906	AWTMB	60	75978	SSRB	60	76072	SSTLMB	99	76110	H78P18	74
75907	AWTA	47	75979	HXF2-SS	68	76072	SSTLMB	123	76111	H78P24	74
75907	AWTA	55	75979	HXF2-SS	74	76072	SSTLMB	137	76112	H78P30	74
75907	AWTA	60	75979	HXF2-SS	145	76073	SSTOTA	99	76113	H78P36	74
75909	AWTHK	47	75980	HXF2-S	68	76073	SSTOTA	123	76114	H78P42	74
75909	AWTHK	55	75980	HXF2-S	74	76073	SSTOTA	137	76115	H78P48	74
75909	AWTHK	60	75980	HXF2-S	145	76074	QMT-P	39	76116	H78P54	74
75910	MHS-24	99	75981	HXF2-M	68	76074	QMT-P	47	76117	H78P60	74
75911	MHS-30	99	75981	HXF2-M	74	76074	QMT-P	67	76118	H78P72	74
75912	MHS-36	99	75981	HXF2-M	145	76074	QMT-P	74	76124	HVP-18S	72
75913	MHS-42	99	75982	HXF2-L	68	76075	QMT-W	39	76125	HVP-24S	72
75914	MHS-48	99	75982	HXF2-L	74	76075	QMT-W	47	76126	HVP-30S	72
75915	MHS-54	99	75982	HXF2-L	145	76075	QMT-W	67	76127	HVP-36S	72

INDEX By Item Code

Item Code	Ordering Number	Page #	Item Code	Ordering Number	Page #	Item Code	Ordering Number	Page #	Item Code	Ordering Number	Page #
76128	HVP-42S	72	76278	HVP-48L	72	76451	MMP-630	41	76552	MMP-1236	41
76129	HVP-48S	72	76279	HVP-48LL	72	76452	MMP-636	41	76553	MMP-1242	41
76130	HVP-54S	72	76280	HVP-54M	72	76453	MMP-642	41	76554	MMP-1248	41
76131	HVP-60S	72	76281	HVP-54L	72	76454	MMP-648	41	76555	MMP-1254	41
76132	HVP-72S	72	76282	HVP-54LL	72	76455	MMP-654	41	76556	MMP-1260	41
76138	HXF2-18SS	68	76283	HVP-60M	72	76456	MMP-660	41	76557	MMP-1272	41
76139	HXF2-24SS	68	76284	HVP-60L	72	76457	MMP-672	41	76558	RMC2-FS-1	217
76140	HXF2-30SS	68	76285	HVP-60LL	72	76458	MMPCP24	47	76559	RMC2-FSAPK	217
76141	HXF2-36SS	68	76286	HVP-72M	72	76458	MMPCP24	55	76560	PFC-SS	105
76142	HXF2-42SS	68	76287	HVP-72L	72	76459	MMPCP30	47	76560	PFC-SS	107
76143	HXF2-48SS	68	76288	HVP-72LL	72	76459	MMPCP30	55	76570	RB6SA	158
76144	HXF2-54SS	68	76289	HXF2-18S	68	76460	MMPCP36	47	76571	RB6DH	159
76145	HXF2-60S	68	76290	HXF2-18M	68	76460	MMPCP36	55	76572	RBAGSCM-16	154
76146	HXF2-72S	68	76291	HXF2-24S	68	76461	MMPCP42	47	76573	RBAGSCM-22	154
76169	MHS-18V	99	76292	HXF2-24M	68	76461	MMPCP42	55	76574	RBAGSCM-28	154
76170	MHS-24V	99	76293	HXF2-30S	68	76462	MMPCP48	47	76575	RBAGSCM-34	154
76171	MHS-30V	99	76294	HXF2-30M	68	76462	MMPCP48	55	76576	RBAGSCM-40	154
76172	MHS-36V	99	76295	HXF2-36S	68	76463	MMPCP54	47	76577	RBAGSCM-46	154
76173	MHS-42V	99	76296	HXF2-36M	68	76463	MMPCP54	55	76578	RBAGSCM-52	154
76174	MHS-48V	99	76297	HXF2-36L	68	76464	MMPCP60	47	76579	RBAGSCM-58	154
76175	MHS-54V	99	76298	HXF2-42S	68	76464	MMPCP60	55	76581	RBAGSCM-70	154
76176	MHS-60V	99	76299	HXF2-42M	68	76465	MMPCP72	47	76593	CRB-HT10	16
76177	MHS-72V	99	76300	HXF2-42L	68	76465	MMPCP72	55	76593	CRB-HT10	22
76178	MHSP-18	97	76301	HXF2-48S	68	76466	MMPBPK	47	76593	CRB-HT10	37
76178	MHSP-18	105	76302	HXF2-48M	68	76466	MMPBPK	152	76594	CRB-HT16	16
76190	HV-18S	70	76303	HXF2-48L	68	76472	FLEL-M	218	76594	CRB-HT16	22
76191	HV-18M	70	76304	HXF2-54S	68	76473	FLEL-L	218	76594	CRB-HT16	37
76192	HV-24S	70	76305	HXF2-54M	68	76474	FLELP	218	76595	CRB-HT22	16
76193	HV-24M	70	76306	HXF2-54L	68	76478	FLRP	218	76595	CRB-HT22	22
76194	HV-30S	70	76307	HXF2-60M	68	76479	FLCP	218	76595	CRB-HT22	37
76195	HV-30M	70	76308	HXF2-60L	68	76483	QMT-G	39	76596	CRB-HT28	16
76196	HV-36S	70	76309	HXF2-72M	68	76483	QMT-G	47	76596	CRB-HT28	22
76197	HV-36M	70	76310	HXF2-72L	68	76484	QMTS-G	39	76596	CRB-HT28	37
76198	HV-36L	70	76392	MHP-EP	47	76484	QMTS-G	47	76597	CRB-HT34	16
76199	HV-42S	70	76392	MHP-EP	55	76485	TRB18	45	76597	CRB-HT34	22
76205	RVT6-S/S	107	76392	MHP-EP	60	76485	TRB18	152	76597	CRB-HT34	37
76249	RSA	94	76392	MHP-EP	111	76486	TRB24	45	76598	CRB-HT40	16
76249	RSA	115	76392	MHP-EP	115	76486	TRB24	155	76598	CRB-HT40	22
76251	HV-42M	70	76392	MHP-EP	119	76487	TRB30	45	76598	CRB-HT40	37
76252	HV-42L	70	76393	MHCP-CH	60	76487	TRB30	155	76599	CRB-HT46	16
76253	HV-42LL	70	76394	MHCP-BS	60	76488	TRB36	45	76599	CRB-HT46	22
76254	HV-48S	70	76399	HOBK	67	76488	TRB36	155	76599	CRB-HT46	37
76255	HV-48M	70	76399	HOBK	74	76489	TRB42	45	76600	CRB-HT52	16
76256	HV-48L	70	76403	EST-P	19	76489	TRB42	155	76600	CRB-HT52	22
76257	HV-48LL	70	76404	EST-S	19	76490	TRB48	45	76600	CRB-HT52	37
76258	HV-54M	70	76405	EST-B	19	76490	TRB48	155	76601	CRB-HT58	16
76259	HV-54L	70	76406	ESTAK-EST	19	76491	TRB54	45	76601	CRB-HT58	22
76260	HV-54LL	70	76406	ESTAK-EST	122	76491	TRB54	155	76601	CRB-HT58	37
76261	HV-60M	70	76407	ESPSBK	19	76492	TRB60	45	76602	CRB-HT64	16
76262	HV-60L	70	76408	ESPBK	19	76492	TRB60	155	76602	CRB-HT64	22
76263	HV-60LL	70	76409	ESPRK	19	76493	TRB66	45	76602	CRB-HT64	37
76264	HV-72M	70	76409	ESPRK	122	76493	TRB66	155	76603	CRB-HT70	16
76265	HV-72L	70	76410	ESBK-PS	19	76494	TRB72	45	76603	CRB-HT70	22
76266	HV-72LL	70	76410	ESBK-PS	122	76494	TRB72	155	76603	CRB-HT70	37
76267	HVP-18M	72	76411	ESBK-B	19	76537	MMPK	34	76613	MHS-24R	101
76268	HVP-18L	72	76412	ESS-S	19	76537	MMPK	34	76614	MHS-30R	101
76269	HVP-24M	72	76412	ESS-S	122	76537	MMPK	49	76615	MHS-36R	101
76270	HVP-24L	72	76413	ESS-B	19	76537	MMPK	56	76616	MHS-42R	101
76271	HVP-30M	72	76414	RMC1-BCP	215	76537	MMPK	137	76617	MHS-48R	101
76272	HVP-30L	72	76415	RMC1-BPP	215	76538	RMC1-LSBPP	215	76618	MHS-54R	101
76273	HVP-36M	72	76415	RMC1-BPP	217	76540	QMTBK-G	39	76619	MHS-60R	101
76274	HVP-36L	72	76416	VAK	165	76540	QMTBK-G	40	76620	MHS-72R	101
76275	HVP-42M	72	76418	EZP10TK1	19	76540	QMTBK-G	47	76621	MHS-84R	101
76276	HVP-42L	72	76419	EZP10TK2	19	76540	QMTBK-G	48	76622	PFRS	101
76277	HVP-48M	72	76450	MMP-624	41	76551	MMP-1230	41	76622	PFRS	105

INDEX By Item Code

Item Code	Ordering Number	Page #	Item Code	Ordering Number	Page #	Item Code	Ordering Number	Page #	Item Code	Ordering Number	Page #
76622	PFRS	107	76729	UTF48	120	76822	DRXL-60-420	186	76887	DRXH-72-420	190
76622	PFRS	116	76730	UTF54	120	76823	DRXL-72-420	186	76888	DRXH-24-520	190
76636	SSTBK-W	105	76731	UTF60	120	76824	DRXL-24-520	186	76889	DRXH-30-520	190
76636	SSTBK-W	107	76732	UTF72	120	76825	DRXL-30-520	186	76890	DRXH-36-520	190
76636	SSTBK-W	126	76733	UTF84	120	76826	DRXL-36-520	186	76891	DRXH-42-520	190
76636	SSTBK-W	133	76748	URCB18/450	120	76827	DRXL-42-520	186	76892	DRXH-48-520	190
76637	SSTBK-B	105	76749	URCB24/600	120	76828	DRXL-48-520	186	76893	DRXH-54-520	190
76637	SSTBK-B	107	76750	URCB30/750	120	76829	DRXL-54-520	186	76894	DRXH-60-520	190
76637	SSTBK-B	126	76751	URCB36/900	120	76830	DRXL-60-520	186	76895	DRXH-72-520	190
76637	SSTBK-B	133	76752	URCB42/1050	120	76831	DRXL-72-520	186	76896	DRXH-24-435	190
76638	MHCP-2BC24	60	76753	URCB48/1200	120	76832	DRXL-24-435	186	76897	DRXH-30-435	190
76639	MHCP-2BC30	60	76754	URCB54/1350	120	76833	DRXL-30-435	186	76898	DRXH-36-435	190
76640	MHCP-2BC36	60	76755	URCB60/1500	120	76834	DRXL-36-435	186	76899	DRXH-42-435	190
76641	MHCP-2BC42	60	76756	URCB72/1800	120	76835	DRXL-42-435	186	76900	DRXH-48-435	190
76642	MHCP-2BC48	60	76757	URCB84/2100	120	76836	DRXL-48-435	186	76901	DRXH-54-435	190
76643	MHCP-2BC54	60	76772	USP18/450	122	76837	DRXL-54-435	186	76902	DRXH-60-435	190
76644	MHCP-2BC60	60	76773	USP24/600	122	76838	DRXL-60-435	186	76903	DRXH-72-435	190
76645	MHCP-2BC72	60	76774	USP30/750	122	76839	DRXL-72-435	186	76904	DRXH-24-535	190
76646	MHS-18RV	101	76775	USP36/900	122	76840	DRXL-24-535	186	76905	DRXH-30-535	190
76647	MHS-24RV	102	76776	USP42/1050	122	76841	DRXL-30-535	186	76906	DRXH-36-535	190
76648	MHS-30RV	102	76777	USP48/1200	122	76842	DRXL-36-535	186	76907	DRXH-42-535	190
76649	MHS-36RV	102	76778	USP54/1350	122	76843	DRXL-42-535	186	76908	DRXH-48-535	190
76650	MHS-42RV	102	76779	USP60/1500	122	76844	DRXL-48-535	186	76909	DRXH-54-535	190
76651	MHS-48RV	102	76780	USP72/1800	122	76845	DRXL-54-535	186	76910	DRXH-60-535	190
76652	MHS-54RV	102	76781	USP84/2100	122	76846	DRXL-60-535	186	76911	DRXH-72-535	190
76653	MHS-60RV	102	76784	UPSBK	122	76847	DRXL-72-535	186	76912	DRXD-42-520	192
76654	MHS-72RV	102	76785	UPBK	122	76848	DRXM-24-420	188	76913	DRXD-48-520	192
76655	RBAER-44	157	76788	ABU	122	76849	DRXM-30-420	188	76914	DRXD-54-520	192
76658	HTF212	13	76788	ABU	122	76850	DRXM-36-420	188	76915	DRXD-60-520	192
76659	HTF218	13	76789	UMBK	122	76851	DRXM-42-420	188	76916	DRXD-72-520	192
76660	HTF224	13	76789	UMBK	122	76852	DRXM-48-420	188	76917	DRXD-84-520	192
76661	HTF230	13	76790	USPK	122	76853	DRXM-54-420	188	76918	DRXD-96-520	192
76662	HTF236	13	76790	USPK	122	76854	DRXM-60-420	188	76919	DRXD-42-535	192
76663	HTF242	13	76791	UHSPK	122	76855	DRXM-72-420	188	76920	DRXD-48-535	192
76664	HTF248	13	76791	UHSPK	122	76856	DRXM-24-520	188	76921	DRXD-54-535	192
76665	HTF254	13	76792	USMK	122	76857	DRXM-30-520	188	76922	DRXD-60-535	192
76666	HTF260	13	76792	USMK	122	76858	DRXM-36-520	188	76923	DRXD-72-535	192
76667	HTF272	13	76793	UHMK	122	76859	DRXM-42-520	188	76924	DRXD-84-535	192
76668	CBC18	130	76793	UHMK	122	76860	DRXM-48-520	188	76925	DRXD-96-535	192
76669	CBC24	130	76794	UST-P	122	76861	DRXM-54-520	188	76926	IB4	172
76670	CBC30	130	76795	UST-W	122	76862	DRXM-60-520	188	76926	IB4	175
76671	CBC36	130	76796	MSP-284	34	76863	DRXM-72-520	188	76926	IB4	178
76672	CBC42	130	76797	MSP-884	34	76864	DRXM-24-435	188	76926	IB4	186
76673	CBC48	130	76798	MMP-684	41	76865	DRXM-30-435	188	76926	IB4	188
76674	CBC54	130	76799	MMP-1284	41	76866	DRXM-36-435	188	76926	IB4	190
76675	CBC60	130	76800	MHCP-84S	56	76867	DRXM-42-435	188	76927	IB5	172
76692	CPB	130	76803	MHS-84	99	76868	DRXM-48-435	188	76927	IB5	175
76695	MSPP66	126	76804	MHS-84V	99	76869	DRXM-54-435	188	76927	IB5	178
76697	TRB78	45	76805	MHS-84RV	102	76870	DRXM-60-435	188	76927	IB5	186
76697	TRB78	155	76806	MDWS-84	123	76871	DRXM-72-435	188	76927	IB5	188
76712	UTC18	120	76807	MSPP84	39	76872	DRXM-24-535	188	76927	IB5	190
76713	UTC24	120	76808	MMPCP84	47	76873	DRXM-30-535	188	76927	IB5	192
76714	UTC30	120	76808	MMPCP84	55	76874	DRXM-36-535	188	76928	IBBK	169
76715	UTC36	120	76809	MHCP-BPA84	58	76875	DRXM-42-535	188	76928	IBBK	172
76716	UTC42	120	76810	MHCP-BCK84	58	76876	DRXM-48-535	188	76928	IBBK	175
76717	UTC48	120	76811	MHP-CP84	60	76877	DRXM-54-535	188	76928	IBBK	178
76718	UTC54	120	76812	MHCP-2BC84	60	76878	DRXM-60-535	188	76928	IBBK	186
76719	UTC60	120	76814	MHSP-84	105	76879	DRXM-72-535	188	76928	IBBK	188
76720	UTC72	120	76815	DWP-84	126	76880	DRXH-24-420	190	76928	IBBK	190
76721	UTC84	120	76816	DRXL-24-420	186	76881	DRXH-30-420	190	76928	IBBK	192
76724	UTF18	120	76817	DRXL-30-420	186	76882	DRXH-36-420	190	76929	IBS-L4	186
76725	UTF24	120	76818	DRXL-36-420	186	76883	DRXH-42-420	190	76930	IBS-L5	186
76726	UTF30	120	76819	DRXL-42-420	186	76884	DRXH-48-420	190	76931	IBS-M4	178
76727	UTF36	120	76820	DRXL-48-420	186	76885	DRXH-54-420	190	76931	IBS-M4	188
76728	UTF42	120	76821	DRXL-54-420	186	76886	DRXH-60-420	190	76932	IBS-M5	178

INDEX By Item Code

Item Code	Ordering Number	Page #	Item Code	Ordering Number	Page #	Item Code	Ordering Number	Page #	Item Code	Ordering Number	Page #
76932	IBS-M5	188	77089	CRB-LS16	27	77136	EZP-LS818	25	77439	MMP-1272-S/S	42
76933	IBS-H4	190	77089	CRB-LS16	31	77137	EZP-LS824	25	77440	MMP-1284-S/S	42
76934	IBS-H5	190	77090	CRB-LS22	27	77138	EZP-LS830	25	77442	PSTA-S/S	40
76935	ISABK	192	77090	CRB-LS22	27	77139	EZP-LS836	25	77442	PSTA-S/S	48
76936	IMK	186	77091	CRB-LS28	31	77140	EZP-LS842	25	77443	TEN-LOCK-KIT	138
76936	IMK	188	77091	CRB-LS28	31	77141	EZP-LS848	25	77450	QMTS-P-S/S	24
76936	IMK	190	77092	CRB-LS34	27	77142	EZP-LS854	25	77450	QMTS-P-S/S	40
76937	IEA-42-60	192	77092	CRB-LS34	31	77143	EZP-LS860	25	77450	QMTS-P-S/S	48
76938	IEA-72-96	192	77093	CRB-LS40	27	77144	CLSFG-212	30	77451	QMTS-W-S/S	24
76939	HW-IMPB	194	77093	CRB-LS40	31	77145	CLSFG-218	30	77451	QMTS-W-S/S	40
76940	CRB76	16	77094	CRB-LS46	27	77146	CLSFG-224	30	77451	QMTS-W-S/S	48
76940	CRB76	22	77094	CRB-LS46	31	77147	CLSFG-230	30	77452	QMTS-G-S/S	24
76940	CRB76	37	77095	CRB-LS52	27	77148	CLSFG-236	30	77452	QMTS-G-S/S	40
76941	CRB82	16	77095	CRB-LS52	31	77149	CLSFG-242	30	77452	QMTS-G-S/S	48
76941	CRB82	22	77096	CRB-LS58	27	77150	CLSFG-248	30	77453	MSP-224-S/S	36
76941	CRB82	37	77096	CRB-LS58	31	77151	CLSFG-254	30	77454	MSP-230-S/S	36
76942	CDWB84	123	77097	CRB-LS10W	27	77152	CLSFG-260	30	77455	MSP-236-S/S	36
76943	SST-BUK	105	77097	CRB-LS10W	31	77153	CLSFG-818	30	77456	MSP-242-S/S	36
76943	SST-BUK	126	77098	CRB-LS16W	27	77154	CLSFG-824	30	77457	MSP-248-S/S	36
76950	OIBBK	194	77098	CRB-LS16W	31	77155	CLSFG-830	30	77458	MSP-254-S/S	36
76956	PACB100	133	77099	CRB-LS22W	27	77156	CLSFG-836	30	77459	MSP-260-S/S	36
76965	IB4-1U	194	77099	CRB-LS22W	31	77157	CLSFG-842	30	77460	MSP-272-S/S	36
76966	IB5-1U	194	77100	CRB-LS28W	27	77158	CLSFG-848	30	77461	MSP-284-S/S	36
76967	RBAGS-18	153	77100	CRB-LS28W	31	77159	CLSFG-854	30	77462	MSP-824-S/S	36
76968	RBAGS-24	153	77101	CRB-LS34W	27	77160	CLSFG-860	30	77463	MSP-830-S/S	36
76969	RBAGS-30	153	77101	CRB-LS34W	31	77250	FL-PKIT-ML	218	77464	MSP-836-S/S	36
76970	RBAGS-36	153	77102	CRB-LS40W	27	77251	FL-PKIT-XL	218	77465	MSP-842-S/S	36
76971	RBAGS-42	153	77102	CRB-LS40W	31	77324	MMKU	122	77466	MSP-848-S/S	36
76972	RBAGS-48	153	77103	CRB-LS46W	27	77327	MMKUHD	122	77467	MSP-854-S/S	36
76973	RBAGS-54	153	77103	CRB-LS46W	31	77330	RMC2	217	77468	MSP-860-S/S	36
76974	RBAGS-60	153	77104	CRB-LS52W	27	77365	LS-SPK	29	77470	MSP-872-S/S	36
76975	RBAGS-72	153	77104	CRB-LS52W	31	77366	LSTMPK	29	77471	MSP-884-S/S	36
76976	RBAGS-84	153	77105	CRB-LS58W	27	77367	LSTPB-RK	29	77472	MSPP24-S/S	40
76977	UBTK	122	77105	CRB-LS58W	31	77384	EZPTBT	20	77473	MSPP30-S/S	40
76978	UHDBTK	122	77106	RBAGM-16	29	77385	EZPTBTHD	20	77474	MSPP36-S/S	40
76981	FL-M-SP	218	77106	RBAGM-16	153	77386	FL-XL-SP	218	77475	MSPP42-S/S	40
76982	FL-L-SP	218	77107	RBAGM-22	29	77387	SPG-CVR-A	138	77476	MSPP48-S/S	40
76986	FLELK-XL	218	77107	RBAGM-22	153	77388	SPG-CVR-B	138	77477	MSPP54-S/S	40
77037	CSTBK	119	77108	RBAGM-28	29	77389	SPG-CVR-C	138	77478	MSPP60-S/S	40
77047	TRB84	45	77108	RBAGM-28	153	77390	SPG-CVR-D	138	77479	MSPP72-S/S	40
77047	TRB84	155	77109	RBAGM-34	29	77391	SPG-CVR-E	138	77480	MSPP84-S/S	40
77048	TRB90	45	77109	RBAGM-34	153	77392	SPG-CVR-F	138	77517	RBDTXHD-6.5C	161
77048	TRB90	155	77110	RBAGM-40	29	77393	SPG-CVR-G	138	77524	MSPLL-S/S	40
77052	SACSK	119	77110	RBAGM-40	153	77405	FLRLB-M-SP	218	77529	ISABK-LMH	186
77065	SACSRC	119	77111	RBAGM-46	29	77406	FLRLB-L-SP	218	77529	ISABK-LMH	188
77070	LSP12	29	77111	RBAGM-46	153	77407	FLVRL-XL-SP	218	77529	ISABK-LMH	190
77071	LSP18	29	77114	LS-BP	29	77408	FLTW-M-SP	218	77530	IBS-D5	192
77072	LSP24	29	77115	LS-BP-S/S	33	77409	FLTW-L-SP	218	77531	MRB18	52
77073	LSP30	29	77117	LS-SW	29	77410	FLTW-XL-SP	218	77532	MRB24	52
77074	LSP36	29	77118	LS-SS	29	77423	RAPEK	137	77533	MRB30	52
77075	LSP42	29	77120	LST-TAK	29	77424	MMP-624-S/S	42	77534	MRB36	52
77076	LSP48	29	77121	LST-P	29	77425	MMP-630-S/S	42	77535	MRB42	52
77077	LSP54	29	77122	LST-W	29	77426	MMP-636-S/S	42	77536	MRB48	52
77078	LSP60	29	77123	LST-S	29	77427	MMP-642-S/S	42	77537	MRB54	52
77079	LSP12-S/S	33	77124	LST-B-S/S	33	77428	MMP-648-S/S	42	77538	MRB60	52
77080	LSP18-S/S	33	77125	LST-W-S/S	33	77429	MMP-654-S/S	42	77539	MRB66	52
77081	LSP24-S/S	33	77126	LST-W-S/S-2	33	77430	MMP-660-S/S	42	77540	MRB72	52
77082	LSP30-S/S	33	77127	EZP-LS212	25	77431	MMP-672-S/S	42	77541	MRB78	52
77083	LSP36-S/S	33	77128	EZP-LS218	25	77432	MMP-684-S/S	42	77542	MRB84	52
77084	LSP42-S/S	33	77129	EZP-LS224	25	77433	MMP-1230-S/S	42	77543	MRB90	52
77085	LSP48-S/S	33	77130	EZP-LS230	25	77434	MMP-1236-S/S	42	77548	SHIM-KITL	169
77086	LSP54-S/S	33	77131	EZP-LS236	25	77435	MMP-1242-S/S	42	77548	SHIM-KITL	172
77087	LSP60-S/S	33	77132	EZP-LS242	25	77436	MMP-1248-S/S	42	77548	SHIM-KITL	175
77088	CRB-LS10	27	77133	EZP-LS248	25	77437	MMP-1254-S/S	42	77549	SHIM-KITM	178
77088	CRB-LS10	31	77135	EZP-LS260	25	77438	MMP-1260-S/S	42	77549	SHIM-KITM	188

INDEX By Item Code

Item Code	Ordering Number	Page #	Item Code	Ordering Number	Page #	Item Code	Ordering Number	Page #	Item Code	Ordering Number	Page #
77550	SHIM-KITH	193	77615	MHS-54V-S/S	103	77685	PTS-RR51	203	77750	EZP-LS236HT	26
77551	CRB-LS10HT	27	77616	MHS-60V-S/S	103	77686	PTS-RR57	203	77751	EZP-LS242HT	26
77551	CRB-LS10HT	31	77617	MHS-72V-S/S	103	77686	PTS-RR57	203	77752	EZP-LS248HT	26
77552	CRB-LS16HT	27	77618	MHS-84V-S/S	103	77687	PTS-RR63	203	77753	EZP-LS254HT	26
77552	CRB-LS16HT	31	77620	MHSP24-S/S	107	77687	PTS-RR63	203	77754	EZP-LS260HT	26
77553	CRB-LS22HT	27	77621	MHSP30-S/S	107	77688	PTS-RR69	203	77755	PTS-RHSAA	205
77553	CRB-LS22HT	31	77622	MHSP36-S/S	107	77689	PTS-RR75	203	77756	PTS-LHSAA	205
77554	CRB-LS28HT	27	77623	MHSP42-S/S	107	77690	PTS-RR81	203	77757	UST-S	122
77554	CRB-LS28HT	31	77624	MHSP48-S/S	107	77691	PTS-SR	205	77768	SACHP2	111
77555	CRB-LS34HT	27	77625	MHSP54-S/S	107	77692	PTS-HDSR	205	77768	SACHP2	115
77555	CRB-LS34HT	31	77626	MHSP60-S/S	107	77694	PTS-SAK	205	77768	SACHP2	119
77556	CRB-LS40HT	27	77627	MHSP72-S/S	107	77696	PTS-IBK	205	77840	MHS-24-ESAC	116
77556	CRB-LS40HT	31	77628	MHSP84-S/S	107	77697	PTS-HIBK	205	77841	MHS-30-ESAC	116
77557	CRB-LS46HT	27	77630	STS-W-S/S	107	77698	PTS-PS	205	77842	MHS-36-ESAC	116
77557	CRB-LS46HT	31	77631	STS-S-S/S	107	77699	PTS-PA	205	77843	MHS-42-ESAC	116
77558	CRB-LS52HT	27	77632	STS-B-S/S	107	77700	PTS-MBK	205	77844	MHS-48-ESAC	116
77558	CRB-LS52HT	31	77633	STHDPM2-S/S	107	77701	PTS-MBKUG	205	77845	MHS-54-ESAC	116
77559	CRB-LS58HT	27	77634	STHDMK2-S/S	107	77702	PTS-EBK	205	77846	MHS-60-ESAC	116
77559	CRB-LS58HT	31	77635	STGK2-S/S	107	77703	MHP-624	49	77847	MHS-72-ESAC	116
77575	MMP-1836	41	77636	SST-BUK-S/S	107	77704	MHP-630	49	77848	MHS-60-2ESAC	116
77576	MMP-1842	41	77637	SST2HD-W-S/S	107	77705	MHP-636	49	77849	MHS-72-2ESAC	116
77577	MMP-1848	41	77638	SST2HD-S-S/S	107	77706	MHP-642	49	77850	MHS-84-2ESAC	116
77578	MMP-1854	41	77639	SST2HD-B-S/S	107	77707	MHP-648	49	77851	MHS-96-2ESAC	116
77579	MMP-1860	41	77640	MHS-24R-S/S	103	77708	MHP-654	49	77852	MHS-120-2ESAC	116
77580	MMP-1872	41	77641	MHS-30R-S/S	103	77709	MHP-660	49	77853	MHS-24V-ESAC	116
77581	MMP-1884	41	77642	MHS-36R-S/S	103	77710	MHP-672	49	77854	MHS-30V-ESAC	116
77582	MSPMPK-S/S	40	77643	MHS-42R-S/S	103	77711	MHP-684	49	77855	MHS-36V-ESAC	116
77582	MSPMPK-S/S	48	77644	MHS-48R-S/S	103	77712	MHP-696	49	77856	MHS-42V-ESAC	116
77583	MSPBPK-S/S	24	77645	MHS-54R-S/S	103	77713	MHP-1230	49	77857	MHS-48V-ESAC	116
77583	MSPBPK-S/S	40	77646	MHS-60R-S/S	103	77714	MHP-1236	49	77858	MHS-54V-ESAC	116
77584	QMT-P-S/S	40	77647	MHS-72R-S/S	103	77715	MHP-1242	49	77859	MHS-60V-ESAC	116
77584	QMT-P-S/S	48	77648	MHS-84R-S/S	103	77716	MHP-1248	49	77860	MHS-72V-ESAC	116
77585	QMT-W-S/S	40	77649	MHS-24RV-S/S	103	77717	MHP-1254	49	77861	MHS-60V-2ESAC	116
77585	QMT-W-S/S	48	77650	MHS-30RV-S/S	103	77718	MHP-1260	49	77862	MHS-72V-2ESAC	116
77586	QMT-G-S/S	40	77651	MHS-36RV-S/S	103	77719	MHP-1272	49	77863	MHS-84V-2ESAC	116
77586	QMT-G-S/S	48	77652	MHS-42RV-S/S	103	77720	MHP-1284	49	77864	MHS-96V-2ESAC	116
77587	QMTPAK-S/S	40	77653	MHS-48RV-S/S	103	77721	MHP-1296	49	77865	MHS-120V-2ESAC	116
77587	QMTPAK-S/S	48	77654	MHS-54RV-S/S	103	77722	MMPCP96	47	77866	SAC2-TIP-TL	111
77588	QMTPSBK-S/S	40	77655	MHS-60RV-S/S	103	77722	MMPCP96	55	77866	SAC2-TIP-TL	115
77588	QMTPSBK-S/S	48	77656	MHS-72RV-S/S	103	77723	PST2-W	55	77866	SAC2-TIP-TL	119
77590	MMPCP24-S/S	48	77657	MHS-84RV-S/S	103	77723	PST2-W	58	77867	STGK2	105
77591	MMPCP30-S/S	48	77664	PTS-18R	203	77723	PST2-W	60	77867	STGK2	106
77592	MMPCP36-S/S	48	77665	PTS-24R	203	77724	PST2-S	55	77867	STGK2	126
77593	MMPCP42-S/S	48	77666	PTS-30R	203	77724	PST2-S	58	77867	STGK2	126
77594	MMPCP48-S/S	48	77667	PTS-36R	203	77724	PST2-S	60	77867	STGK2	133
77595	MMPCP54-S/S	48	77668	PTS-42R	203	77725	PST2-R	55	77867	STGK2	133
77596	MMPCP60-S/S	48	77669	PTS-48R	203	77725	PST2-R	58	77868	SSTHDPM	105
77597	MMPCP72-S/S	48	77670	PTS-54R	203	77725	PST2-R	60	77868	SSTHDPM	126
77598	MMPCP84-S/S	48	77671	PTS-60R	203	77726	PSTS-R	55	77868	SSTHDPM	133
77599	MHP-EP-S/S	48	77672	PTS-72R	203	77726	PSTS-R	60	77869	CSTHDPM	119
77600	MMPBPK-S/S	48	77673	PTS-30R-UG	203	77727	MHPMPK	55	77870	SSTHDMK	105
77601	MHS-24-S/S	103	77674	PTS-36R-UG	203	77727	MHPMPK	60	77870	SSTHDMK	126
77602	MHS-30-S/S	103	77675	PTS-42R-UG	203	77728	MHPBPK	55	77871	CSTHDMK	119
77603	MHS-36-S/S	103	77676	PTS-48R-UG	203	77729	FLCK	218	77872	CST1HD-W	119
77604	MHS-42-S/S	103	77677	PTS-54R-UG	203	77741	SPG-CVR-H	138	77873	CST1HD-S	119
77605	MHS-48-S/S	103	77678	PTS-60R-UG	203	77742	CTS-W	119	77874	CST1HD-B	119
77606	MHS-54-S/S	103	77679	PTS-72R-UG	203	77743	CTS-S	83	77875	CST1HD-G	119
77607	MHS-60-S/S	103	77680	PTS-RR21	203	77743	CTS-S	97	77879	SST2HD-W	105
77608	MHS-72-S/S	103	77681	PTS-RR27	203	77743	CTS-S	119	77879	SST2HD-W	126
77609	MHS-84-S/S	103	77682	PTS-RR33	203	77744	CTS-B	119	77880	SST2HD-S	105
77610	MHS-24V-S/S	103	77683	PTS-RR39	203	77745	CTS-G	119	77880	SST2HD-S	126
77611	MHS-30V-S/S	103	77683	PTS-RR39	203	77746	EZP-LS212HT	26	77881	SST2HD-B	105
77612	MHS-36V-S/S	103	77684	PTS-RR45	203	77747	EZP-LS218HT	26	77881	SST2HD-B	126
77613	MHS-42V-S/S	103	77684	PTS-RR45	203	77748	EZP-LS224HT	26	77882	SACRKN	111
77614	MHS-48V-S/S	103	77685	PTS-RR51	203	77749	EZP-LS230HT	26	77882	SACRKN	115

INDEX By Item Code

Item Code	Ordering Number	Page #	Item Code	Ordering Number	Page #	Item Code	Ordering Number	Page #	Item Code	Ordering Number	Page #
77882	SACRKN	119	77904	CART-48/1200	115	77952	MHS-CARK2-V84/2100	117	78082	P-CARK-V36/900	109
77883	SACRH	111	77904	CART-48/1200	119	77953	MHS-CARK2-V96/2400	117	78083	P-CARK-V42/1050	109
77883	SACRH	115	77905	CART-54/1350	111	77954	MHS-CARK2-V120/3000	117	78084	P-CARK-V48/1200	109
77883	SACRH	119	77905	CART-54/1350	115	77955	PC24-ESAC	108	78085	P-CARK-V54/1350	109
77884	SACRHL	111	77905	CART-54/1350	119	77956	PC30-ESAC	108	78086	P-CARK-V60/1500	109
77884	SACRHL	115	77906	CART-60/1500	111	77957	PC36-ESAC	108	78087	P-CARK-V72/1800	109
77884	SACRHL	119	77906	CART-60/1500	115	77958	PC42-ESAC	108	78088	P-CARK2-C60/1500	109
77885	SACKRP	111	77906	CART-60/1500	119	77959	PC48-ESAC	108	78089	P-CARK2-C72/1800	109
77885	SACKRP	115	77907	CART-72/1800	111	77960	PC54-ESAC	108	78090	P-CARK2-C84/2100	109
77885	SACKRP	119	77907	CART-72/1800	115	77961	PC60-ESAC	108	78091	P-CARK2-C96/2400	109
77886	SACRKT	111	77907	CART-72/1800	119	77962	PC72-ESAC	108	78092	P-CARK2-C120/3000	109
77886	SACRKT	115	77908	CART2-60/1500	111	77963	PC60-2ESAC	108	78093	P-CARK2-V60/1500	109
77886	SACRKT	119	77908	CART2-60/1500	115	77964	PC72-2ESAC	108	78094	P-CARK2-V72/1800	109
77887	SACPL-24/600	111	77908	CART2-60/1500	119	77965	PC84-2ESAC	108	78095	P-CARK2-V84/2100	109
77887	SACPL-24/600	115	77909	CART2-72/1800	111	77966	PC96-2ESAC	108	78096	P-CARK2-V96/2400	109
77887	SACPL-24/600	119	77909	CART2-72/1800	115	77967	PC120-2ESAC	108	78097	P-CARK2-V120/3000	109
77888	SACPL-30/750	111	77909	CART2-72/1800	119	77968	RC24-ESAC	112	78098	R-CARK-C24/600	113
77888	SACPL-30/750	115	77910	CART2-84/2100	111	77969	RC30-ESAC	112	78099	R-CARK-C30/750	113
77888	SACPL-30/750	119	77910	CART2-84/2100	115	77970	RC36-ESAC	112	78100	R-CARK-C36/900	113
77889	SACPL-36/900	111	77910	CART2-84/2100	119	77971	RC42-ESAC	112	78101	R-CARK-C42/1050	113
77889	SACPL-36/900	115	77911	CART2-96/2400	111	77972	RC48-ESAC	112	78102	R-CARK-C48/1200	113
77889	SACPL-36/900	119	77911	CART2-96/2400	115	77973	RC54-ESAC	112	78103	R-CARK-C54/1350	113
77890	SACPL-42/1050	111	77911	CART2-96/2400	119	77974	RC60-ESAC	112	78104	R-CARK-C60/1500	113
77890	SACPL-42/1050	115	77912	CART2-120/3000	111	77975	RC72-ESAC	112	78105	R-CARK-C72/1800	113
77890	SACPL-42/1050	119	77912	CART2-120/3000	115	77976	RC60-2ESAC	112	78106	R-CARK-V24/600	113
77891	SACPL-48/1200	111	77912	CART2-120/3000	119	77977	RC72-2ESAC	112	78107	R-CARK-V30/750	113
77891	SACPL-48/1200	115	77913	PCAP-24/600	111	77978	RC84-2ESAC	112	78108	R-CARK-V36/900	113
77891	SACPL-48/1200	119	77914	PCAP-30/750	111	77979	RC96-2ESAC	112	78109	R-CARK-V42/1050	113
77892	SACPL-54/1350	111	77915	PCAP-36/900	111	77980	RC120-2ESAC	112	78110	R-CARK-V48/1200	113
77892	SACPL-54/1350	115	77916	PCAP-42/1050	111	77981	PV24-ESAC	108	78111	R-CARK-V54/1350	113
77892	SACPL-54/1350	119	77917	PCAP-48/1200	111	77982	PV30-ESAC	108	78112	R-CARK-V60/1500	113
77893	SACPL-60/1500	111	77918	PCAP-54/1350	111	77983	PV36-ESAC	108	78113	R-CARK-V72/1800	113
77893	SACPL-60/1500	115	77919	PCAP-60/1500	111	77984	PV42-ESAC	108	78114	R-CARK2-C60/1500	113
77893	SACPL-60/1500	119	77920	PCAP-72/1800	111	77985	PV48-ESAC	108	78115	R-CARK2-C72/1800	113
77894	SACPL-72/1800	111	77921	RCAP-24/600	115	77986	PV54-ESAC	108	78116	R-CARK2-C84/2100	113
77894	SACPL-72/1800	115	77922	RCAP-30/750	115	77987	PV60-ESAC	108	78117	R-CARK2-C96/2400	113
77894	SACPL-72/1800	119	77923	RCAP-36/900	115	77988	PV72-ESAC	108	78118	R-CARK2-C120/3000	113
77895	SACPL2-60/1500	111	77924	RCAP-42/1050	115	77989	PV60-2ESAC	108	78119	R-CARK2-V60/1500	113
77895	SACPL2-60/1500	115	77925	RCAP-48/1200	115	77990	PV72-2ESAC	108	78120	R-CARK2-V72/1800	113
77895	SACPL2-60/1500	119	77926	RCAP-54/1350	115	77991	PV84-2ESAC	108	78121	R-CARK2-V84/2100	113
77896	SACPL2-72/1800	111	77927	RCAP-60/1500	115	77992	PV96-2ESAC	108	78122	R-CARK2-V96/2400	113
77896	SACPL2-72/1800	115	77928	RCAP-72/1800	115	77993	PV120-2ESAC	108	78123	R-CARK2-V120/3000	113
77896	SACPL2-72/1800	119	77929	MHS-CARK-C24/600	117	77994	RV24-ESAC	112	78142	STS-G	105
77897	SACPL2-84/2100	111	77930	MHS-CARK-C30/750	117	77995	RV30-ESAC	112	78142	STS-G	126
77897	SACPL2-84/2100	115	77931	MHS-CARK-C36/900	117	77996	RV36-ESAC	112	78142	STS-G	133
77897	SACPL2-84/2100	119	77932	MHS-CARK-C42/1050	117	77997	RV42-ESAC	112	78387	CTS-B-S/S	33
77898	SACPL2-96/2400	111	77933	MHS-CARK-C48/1200	117	77998	RV48-ESAC	112	78402	RV-18	92
77898	SACPL2-96/2400	115	77934	MHS-CARK-C54/1350	117	77999	RV54-ESAC	112	78403	RV-24	92
77898	SACPL2-96/2400	119	77935	MHS-CARK-C60/1500	117	78000	RV60-ESAC	112	78404	RV-30	92
77899	SACPL2-120/3000	111	77936	MHS-CARK-C72/1800	117	78001	RV72-ESAC	112	78405	RV-36	92
77899	SACPL2-120/3000	115	77937	MHS-CARK-V24/600	117	78002	RV60-2ESAC	112	78406	RV-42	92
77899	SACPL2-120/3000	119	77938	MHS-CARK-V30/750	117	78003	RV72-2ESAC	112	78407	RV-48	92
77900	CART-24/600	111	77939	MHS-CARK-V36/900	117	78004	RV84-2ESAC	112	78408	RV-54	92
77900	CART-24/600	115	77940	MHS-CARK-V42/1050	117	78005	RV96-2ESAC	112	78409	RV-60	92
77900	CART-24/600	119	77941	MHS-CARK-V48/1200	117	78006	RV120-2ESAC	112	78414	PP-18	91
77901	CART-30/750	111	77942	MHS-CARK-V54/1350	117	78072	P-CARK-C24/600	109	78415	PV-24	88
77901	CART-30/750	115	77943	MHS-CARK-V60/1500	117	78073	P-CARK-C30/750	109	78416	PP-24	91
77901	CART-30/750	119	77944	MHS-CARK-V72/1800	117	78074	P-CARK-C36/900	109	78417	PV-30	88
77902	CART-36/900	111	77945	MHS-CARK2-C60/1500	117	78075	P-CARK-C42/1050	109	78418	PP-30	91
77902	CART-36/900	115	77946	MHS-CARK2-C72/1800	117	78076	P-CARK-C48/1200	109	78419	PV-36	88
77902	CART-36/900	119	77947	MHS-CARK2-C84/2100	117	78077	P-CARK-C54/1350	109	78420	PP-36	91
77903	CART-42/1050	111	77948	MHS-CARK2-C96/2400	117	78078	P-CARK-C60/1500	109	78421	PV-42	88
77903	CART-42/1050	115	77949	MHS-CARK2-C120/3000	118	78079	P-CARK-C72/1800	109	78422	PP-42	91
77903	CART-42/1050	119	77950	MHS-CARK2-V60/1500	117	78080	P-CARK-V24/600	109	78423	PV-48	88
77904	CART-48/1200	111	77951	MHS-CARK2-V72/1800	117	78081	P-CARK-V30/750	109	78424	PP-48	91

INDEX By Item Code

Item Code	Ordering Number	Page #	Item Code	Ordering Number	Page #	Item Code	Ordering Number	Page #	Item Code	Ordering Number	Page #
78425	PP-54	91	78512	EZPTSKHD	20	78703	SAT2NCB	106	78758	TRB-HT42	45
78426	RP-18	94	78591	MHP-1836	49	78703	SAT2NCB	126	78759	TRB-HT48	45
78427	RP-24	94	78592	MHP-1842	49	78704	SAT2MK	106	78760	TRB-HT54	45
78428	RP-30	94	78593	MHP-1848	49	78704	SAT2MK	126	78761	TRB-HT60	45
78429	RP-36	94	78594	MHP-1854	49	78705	PAK	47	78762	TRB-HT66	45
78430	RP-42	94	78595	MHP-1860	49	78705	PAK	55	78763	TRB-HT72	45
78431	RP-48	94	78596	MHP-1872	49	78705	PAK	58	78764	TRB-HT78	45
78432	RP-54	94	78597	MHP-1884	49	78705	PAK	60	78767	PTS-WMK	205
78433	RP-60	94	78598	MHP-1896	49	78706	MMP-624P	43	78786	HAR-K	19
78451	PP-60	91	78599	MHP-624P	50	78707	MMP-630P	43	78786	HAR-K	145
78453	PV-18	88	78600	MHP-630P	50	78708	MMP-636P	43	78789	SB4	169
78454	PV-54	88	78601	MHP-636P	50	78709	MMP-642P	43	78789	SB4	172
78455	PV-60	88	78602	MHP-642P	50	78710	MMP-648P	43	78789	SB4	175
78462	LSTMPK2-S/S	33	78603	MHP-648P	50	78711	MMP-654P	43	78789	SB4	178
78471	CRB-W10	16	78604	MHP-654P	50	78712	MMP-660P	43	78789	SB4	186
78471	CRB-W10	22	78605	MHP-660P	50	78713	MMP-672P	43	78789	SB4	188
78471	CRB-W10	37	78606	MHP-672P	50	78714	MMP-684P	43	78789	SB4	190
78472	CRB-W16	16	78607	MHP-684P	50	78715	MMP-1230P	43	78790	SB5	169
78472	CRB-W16	22	78608	MHP-696P	50	78716	MMP-1236P	43	78790	SB5	172
78472	CRB-W16	37	78609	MHP-1230P	50	78717	MMP-1242P	43	78790	SB5	175
78473	CRB-W22	16	78610	MHP-1236P	50	78718	MMP-1248P	43	78790	SB5	178
78473	CRB-W22	22	78611	MHP-1242P	50	78719	MMP-1254P	43	78790	SB5	186
78473	CRB-W22	37	78612	MHP-1248P	50	78720	MMP-1260P	43	78790	SB5	188
78474	CRB-W28	16	78613	MHP-1254P	50	78721	MMP-1272P	43	78790	SB5	190
78474	CRB-W28	22	78614	MHP-1260P	50	78722	MMP-1284P	43	78790	SB5	192
78474	CRB-W28	37	78615	MHP-1272P	50	78723	MHCP-24P	56	78791	PATLK	44
78475	CRB-W34	16	78616	MHP-1284P	50	78724	MHCP-30P	56	78791	PATLK	51
78475	CRB-W34	22	78617	MHP-1296P	50	78725	MHCP-36P	56	78791	PATLK	57
78475	CRB-W34	37	78618	MHP-1836P	50	78726	MHCP-42P	56	78791	PATLK	102
78476	CRB-W40	16	78619	MHP-1842P	50	78727	MHCP-48P	56	78791	PATLK	124
78476	CRB-W40	22	78620	MHP-1848P	50	78728	MHCP-54P	56	78794	PATHK	44
78476	CRB-W40	37	78621	MHP-1854P	50	78729	MHCP-60P	56	78794	PATHK*	44
78477	CRB-W46	16	78622	MHP-1860P	50	78730	MHCP-72P	56	78794	PATHK	51
78477	CRB-W46	22	78623	MHP-1872P	50	78731	MHCP-84P	56	78794	PATHK*	51
78477	CRB-W46	37	78624	MHP-1884P	50	78732	SAT2PM	106	78794	PATHK	57
78478	CRB-W52	16	78625	MHP-1896P	50	78732	SAT2PM	126	78794	PATHK*	57
78478	CRB-W52	22	78669	MHP-2442	49	78732	SAT2PM	133	78794	PATHK	102
78478	CRB-W52	37	78670	MHP-2448	49	78733	SAT2AK	105	78794	PATHK*	102
78479	CRB-W58	16	78671	MHP-2454	49	78733	SAT2AK	106	78794	PATHK	124
78479	CRB-W58	22	78672	MHP-2460	49	78733	SAT2AK	126	78794	PATHK*	124
78479	CRB-W58	37	78673	MHP-2472	49	78733	SAT2AK	133	78799	PANK*	44
78488	EZP1T-212	12	78674	MHP-2484	49	78735	SAT2PAT	106	78799	PANK*	51
78489	EZP1T-218	12	78675	MHP-2496	49	78735	SAT2PAT	126	78799	PANK*	57
78490	EZP1T-224	12	78676	MHP-2442P	50	78736	MHS-24P	101	78799	PANK*	102
78491	EZP1T-230	12	78677	MHP-2448P	50	78737	MHS-30P	101	78799	PANK*	124
78492	EZP1T-236	12	78678	MHP-2454P	50	78738	MHS-36P	101	78801	H-MK2	145
78493	EZP1T-242	12	78679	MHP-2460P	50	78739	MHS-42P	101	78808	EST-P-S/S	24
78494	EZP1T-248	12	78680	MHP-2472P	50	78740	MHS-48P	101	78809	EST-W-S/S	24
78495	EZP1T-254	12	78681	MHP-2484P	50	78741	MHS-54P	101	78810	EST-G-S/S	24
78496	EZP1T-260	12	78682	MHP-2496P	50	78742	MHS-60P**	101	78812	EZP1P12-S/S	24
78497	EZP1T-272	12	78683	PACB60	47	78743	MHS-72P**	101	78813	EZP1P18-S/S	24
78498	EZP1T-818	12	78683	PACB60	55	78744	MHS-84P**	101	78814	EZP1P24-S/S	24
78499	EZP1T-824	12	78683	PACB60	60	78745	MDWS-24P	123	78815	EZP1P30-S/S	24
78500	EZP1T-830	12	78684	PAT1	44	78746	MDWS-30P	123	78816	EZP1P36-S/S	24
78501	EZP1T-836	12	78684	PAT1	51	78747	MDWS-36P	123	78817	EZP1P42-S/S	24
78502	EZP1T-842	12	78684	PAT1	57	78748	MDWS-42P	123	78818	EZP1P48-S/S	24
78503	EZP1T-848	12	78684	PAT1	102	78749	MDWS-48P	123	78819	EZP1P54-S/S	24
78504	EZP1T-854	12	78684	PAT1	124	78750	MDWS-54P	123	78820	EZP1P60-S/S	24
78505	EZP1T-860	12	78685	PAT2	44	78751	MDWS-60P	123	78821	EZP1P72-S/S	24
78506	EZP1T-872	12	78685	PAT2	51	78752	MDWS-72P	123	78838	CFG-212	21
78507	EZPTMPK	20	78685	PAT2	57	78753	MDWS-84P	123	78839	CFG-218	21
78508	EZPTCK	20	78685	PAT2	102	78754	TRB-HT18	45	78840	CFG-224	21
78509	EZPTCKHD	20	78685	PAT2	124	78755	TRB-HT24	45	78841	CFG-230	21
78510	EZPTSR	20	78686	MMPCP96-S/S	48	78756	TRB-HT30	45	78842	CFG-236	21
78511	EZPTSK	20	78700	ICT6-S/S	107	78757	TRB-HT36	45	78843	CFG-242	21

INDEX By Item Code

Item Code	Ordering Number	Page #	Item Code	Ordering Number	Page #	Item Code	Ordering Number	Page #	Item Code	Ordering Number	Page #
78844	CFG-248	21	78914	EZIB42-5M	176	78971	EZWPK-30	175	78995	HP-48	145
78845	CFG-254	21	78915	EZIB48-5M	176	78971	EZWPK-30	178	78996	HP-54	145
78846	CFG-260	21	78916	EZIB54-5M	176	78972	EZWPK-36	169	78997	HP-60	145
78848	EZP1PL-S/S	24	78917	EZIB60-5M	176	78972	EZWPK-36	172	78998	HP-72	145
78849	ESTAK-EST-S/S	24	78918	EZIB72-5M	176	78972	EZWPK-36	175	79000	EZAI-24	167
78850	LS-SW-S/S	33	78919	CCMK	79	78972	EZWPK-36	178	79001	EZAI-30	167
78855	EZSB24-4C	167	78919	CCMK	91	78973	EZWPK-42	169	79002	EZAI-36	167
78856	EZSB30-4C	167	78919	CCMK	94	78973	EZWPK-42	172	79003	EZAI-42	167
78857	EZSB36-4C	167	78919	CCMK	146	78973	EZWPK-42	175	79004	EZAI-48	167
78858	EZSB42-4C	167	78920	CCMKHD	79	78973	EZWPK-42	178	79005	EZAI-54	167
78859	EZSB48-4C	167	78920	CCMKHD	111	78974	EZWPK-48	169	79006	EZAI-60	167
78860	EZSB54-4C	167	78920	CCMKHD	115	78974	EZWPK-48	172	79007	EZAI-72	167
78861	EZSB60-4C	167	78920	CCMKHD	146	78974	EZWPK-48	175	79009	HDRBK	143
78862	EZSB72-4C	167	78923	EZP1MPK-S/S	24	78974	EZWPK-48	178	79010	HDR24	143
78863	EZSB24-5C	167	78924	CFG-818	21	78975	EZWPK-54	169	79011	HDR30	143
78864	EZSB30-5C	167	78925	CFG-824	21	78975	EZWPK-54	172	79012	HDR36	143
78865	EZSB36-5C	167	78926	CFG-830	21	78975	EZWPK-54	175	79013	HDR42	143
78866	EZSB42-5C	167	78927	CFG-836	21	78975	EZWPK-54	178	79014	HDR48	143
78867	EZSB48-5C	167	78928	CFG-842	21	78976	EZWPK-60	169	79015	HDR54	143
78868	EZSB54-5C	167	78929	CFG-848	21	78976	EZWPK-60	172	79016	HDR60	143
78869	EZSB60-5C	167	78930	CFG-854	21	78976	EZWPK-60	175	79017	HDRS72*	143
78870	EZSB72-5C	167	78931	CFG-860	21	78976	EZWPK-60	178	79018	HDRS84*	143
78871	EZSB24-4I	170	78933	LSTMPK-S/S	33	78977	EZWPK-72	169	79019	HDRR24	143
78872	EZSB30-4I	170	78934	EZP1-212W	15	78977	EZWPK-72	172	79020	HDRR30	143
78873	EZSB36-4I	170	78935	EZP1-218W	15	78977	EZWPK-72	175	79021	HDRR36	143
78874	EZSB42-4I	170	78936	EZP1-224W	15	78977	EZWPK-72	178	79022	HDRR42	143
78875	EZSB48-4I	170	78937	EZP1-230W	15	78978	EZCSK-24	169	79023	HDRR48	143
78876	EZSB54-4I	170	78938	EZP1-236W	15	78978	EZCSK-24	172	79024	HDRR54	143
78877	EZSB60-4I	170	78939	EZP1-242W	15	78978	EZCSK-24	175	79025	HDRR60	143
78878	EZSB72-4I	170	78940	EZP1-248W	15	78978	EZCSK-24	178	79026	HDRR72*	143
78879	EZSB24-5I	170	78941	EZP1-254W	15	78979	EZCSK-30	169	79027	HDRR84*	143
78880	EZSB30-5I	170	78942	EZP1-260W	15	78979	EZCSK-30	172	79033	MMP-696	41
78881	EZSB36-5I	170	78943	EZP1-272W	15	78979	EZCSK-30	175	79034	MMP-1296	41
78882	EZSB42-5I	170	78944	EZBMK-24	175	78979	EZCSK-30	178	79035	MMP-696-S/S	42
78883	EZSB48-5I	170	78944	EZBMK-24	178	78980	EZCSK-36	169	79036	MMP-1296-S/S	42
78884	EZSB54-5I	170	78945	EZBMK-30	175	78980	EZCSK-36	172	79037	MMP-696P	43
78885	EZSB60-5I	170	78945	EZBMK-30	178	78980	EZCSK-36	175	79038	MMP-1296P	43
78886	EZSB72-5I	170	78946	EZBMK-36	175	78980	EZCSK-36	178	79039	QMT-S	47
78887	EZIB24-4L	173	78946	EZBMK-36	178	78981	EZCSK-42	169	79039	QMT-S	67
78888	EZIB30-4L	173	78947	EZBMK-42	175	78981	EZCSK-42	172	79039	QMT-S	74
78889	EZIB36-4L	173	78947	EZBMK-42	178	78981	EZCSK-42	175	79040	MMP-1896	41
78890	EZIB42-4L	173	78948	EZBMK-48	175	78981	EZCSK-42	178	79041	SST2HD-G	105
78891	EZIB48-4L	173	78948	EZBMK-48	178	78982	EZCSK-48	169	79041	SST2HD-G	126
78892	EZIB54-4L	173	78949	EZBMK-54	175	78982	EZCSK-48	172	79042	SST2HD-G-S/S	107
78893	EZIB60-4L	173	78949	EZBMK-54	178	78982	EZCSK-48	175	79043	MHS-96	99
78894	EZIB72-4L	173	78950	EZBMK-60	175	78982	EZCSK-48	178	79044	MHS-96V	99
78895	EZIB24-5L	173	78950	EZBMK-60	178	78983	EZCSK-54	169	79045	MHS-96R	101
78896	EZIB30-5L	173	78951	EZBMK-72	175	78983	EZCSK-54	172	79046	MHS-96RV	102
78897	EZIB36-5L	173	78951	EZBMK-72	178	78983	EZCSK-54	175	79047	MHS-96P**	101
78898	EZIB42-5L	173	78952	EZRMK	169	78983	EZCSK-54	178	79048	MHS-96-S/S	103
78899	EZIB48-5L	173	78953	EZBS-L4	172	78984	EZCSK-60	169	79049	MHS-96V-S/S	103
78900	EZIB54-5L	173	78953	EZBS-L4	175	78984	EZCSK-60	172	79050	MHS-96R-S/S	103
78901	EZIB60-5L	173	78954	EZBS-L5	172	78984	EZCSK-60	175	79051	MHS-96RV-S/S	103
78902	EZIB72-5L	173	78954	EZBS-L5	175	78984	EZCSK-60	178	79052	MHSP-96	105
78903	EZIB24-4M	176	78955	MHCP-96S	56	78985	EZCSK-72	169	79053	MHSP96-S/S	107
78904	EZIB30-4M	176	78956	MHCP-BPA96	58	78985	EZCSK-72	172	79056	QMTS-S-S/S	48
78905	EZIB36-4M	176	78957	MHCP-BCK96	58	78985	EZCSK-72	175	79057	STS-G-S/S	107
78906	EZIB42-4M	176	78958	MHP-CP96	60	78985	EZCSK-72	178	79059	QMT-S-S/S	48
78907	EZIB48-4M	176	78959	MHCP-96P	56	78986	MHCP-2BC96	60	79060	DWP-96	126
78908	EZIB54-4M	176	78970	EZWPK-24	169	78987	H-MK1	145	79062	CDWB96	123
78909	EZIB60-4M	176	78970	EZWPK-24	172	78990	HP-18	145	79063	MDWS-96	123
78910	EZIB72-4M	176	78970	EZWPK-24	175	78991	HP-24	145	79064	MDWS-96P	123
78911	EZIB24-5M	176	78970	EZWPK-24	178	78992	HP-30	145	79068	HTTS-HT	75
78912	EZIB30-5M	176	78971	EZWPK-30	169	78993	HP-36	145	79070	SSTHK	105
78913	EZIB36-5M	176	78971	EZWPK-30	172	78994	HP-42	145	79070	SSTHK	119

INDEX By Item Code

Item Code	Ordering Number	Page #	Item Code	Ordering Number	Page #	Item Code	Ordering Number	Page #	Item Code	Ordering Number	Page #
79070	SSTHK	126	79305	INDR-1824	139	79369	H2SA6SS	67	79445	MHS-36V-MST	100
79071	SSTHK-S/S	107	79306	INDR-2424	139	79370	H2SA6S	65	79446	MHS-42V-MST	100
79072	HDRBK-HD	143	79307	INDR-1212S	139	79370	H2SA6S	67	79447	MHS-48V-MST	100
79073	PFS-ESAC	116	79308	INDR-1218S	139	79371	H2SA6M	65	79448	MHS-54V-MST	100
79080	LAGGING-TB	223	79309	INDR-1824S	139	79371	H2SA6M	67	79449	MHS-60V-MST	100
79091	EZAI-24I	170	79310	INDR-2424S	139	79372	H2SA6L	65	79450	MHS-72V-MST	100
79091	EZAI-24I	179	79311	IDSC-1212	139	79372	H2SA6L	67	79451	MSTPMHD	97
79091	EZAI-24I	182	79312	IDSC-1218	139	79373	H2SA6LL	65	79451	MSTPMHD	106
79092	EZAI-30I	170	79313	IDSC-1824	139	79373	H2SA6LL	67	79453	UHVC	67
79092	EZAI-30I	179	79314	IDSC-2424	139	79374	H2RC	67	79481	RB38BP	150
79092	EZAI-30I	182	79315	IDSEAL	139	79375	HV2SSTS	67	79481	RB38BP	156
79093	EZAI-36I	170	79316	IDHINGE	139	79378	MSR2	210	79481	RB38BP	157
79093	EZAI-36I	179	79317	IDLATCH	139	79378	MSR2	211	79493	SSTLBK	105
79093	EZAI-36I	182	79318	EZIRMK	172	79379	MIB2-1U	181	79493	SSTLBK	107
79094	EZAI-42I	170	79320	UPFCC	98	79379	MIB2-1U	184	79493	SSTLBK	126
79094	EZAI-42I	179	79320	UPFCC	105	79380	PMSMK2	210	79493	SSTLBK	133
79094	EZAI-42I	182	79323	HV2-18SS	65	79380	PMSMK2	211	79494	MBC-18	127
79095	EZAI-48I	170	79324	HV2-18S	65	79381	MAK2	211	79495	MBC-24	127
79095	EZAI-48I	179	79325	HV2-18M	65	79382	MAKHD2	211	79496	MBC-30	127
79095	EZAI-48I	182	79326	HV2-24SS	65	79383	CLN460/18.4-12S	222	79497	MBC-36	127
79096	EZAI-54I	170	79327	HV2-24S	65	79384	CLN600/24-12S	222	79498	MBC-42	127
79096	EZAI-54I	179	79328	HV2-24M	65	79385	CLN760/30.4-12S	222	79499	MBC-48	127
79096	EZAI-54I	182	79329	HV2-30SS	65	79387	CLN900/36-12S	222	79500	MBC-54	127
79097	EZAI-60I	170	79330	HV2-30S	65	79388	CLN1060/42.4-12S	222	79501	MBC-60	127
79097	EZAI-60I	179	79331	HV2-30M	65	79389	CLN1200/48-12S	222	79502	MBC-72	127
79097	EZAI-60I	182	79332	HV2-36SS	65	79390	CLN1360/54.4-12S	222	79503	MBC-84	127
79098	EZAI-72I	170	79333	HV2-36S	65	79392	CLN1520/60.8-12S	222	79504	MBDS-18	129
79098	EZAI-72I	179	79334	HV2-36M	65	79395	CLN1800/72-12S	222	79505	MBDS-24	129
79098	EZAI-72I	182	79335	HV2-36L	65	79398	CLN2100/84-12S	222	79506	MBDS-30	129
79099	LAGGING-TB2	223	79336	HV2-42SS	65	79406	CLFR460/18.4-12S	222	79507	MBDS-36	129
79202	USTSCK	122	79337	HV2-42S	65	79407	CLFR600/24-12S	222	79508	MBDS-42	129
79204	USTSCKHD	122	79338	HV2-42M	65	79408	CLFR760/30.4-12S	222	79509	MBDS-48	129
79206	USPB2	122	79339	HV2-42L	65	79410	CLFR900/36-12S	222	79510	MBDS-54	129
79207	UHPB2	122	79340	HV2-42LL	65	79411	CLFR1060/42.4-12S	222	79511	MBDS-60	129
79224	CCKL	79	79341	HV2-48SS	65	79412	CLFR1200/48-12S	222	79512	MBDS-72	129
79224	CCKL	91	79342	HV2-48S	65	79413	CLFR1360/54.4-12S	222	79513	MBDS-84	129
79224	CCKL	94	79343	HV2-48M	65	79415	CLFR1520/60.8-12S	222	79514	MBRD-18	127
79224	CCKL	146	79344	HV2-48L	65	79418	CLFR1800/72-12S	222	79514	MBRD-18	129
79225	CCKHDL	79	79345	HV2-48LL	65	79421	CLFR2100/84-12S	222	79515	MBRD-24	127
79225	CCKHDL	111	79346	HV2-54S	65	79431	MSTHD-W	97	79515	MBRD-24	129
79225	CCKHDL	115	79347	HV2-54M	65	79431	MSTHD-W	106	79516	MBRD-30	127
79225	CCKHDL	146	79348	HV2-54L	65	79432	MSTHD-S	97	79516	MBRD-30	129
79228	CCKR	79	79349	HV2-54LL	65	79432	MSTHD-S	106	79517	MBRD-36	127
79228	CCKR	91	79350	HV2-60S	65	79433	MSTHD-B	97	79517	MBRD-36	129
79228	CCKR	94	79351	HV2-60M	65	79433	MSTHD-B	106	79518	MBRD-42	127
79228	CCKR	146	79352	HV2-60L	65	79434	MSTDB	95	79518	MBRD-42	129
79229	CCKHDR	79	79353	HV2-60LL	65	79434	MSTDB	97	79519	MBRD-48	127
79229	CCKHDR	111	79354	HV2-72S	65	79434	MSTDB	100	79519	MBRD-48	129
79229	CCKHDR	115	79355	HV2-72M	65	79434	MSTDB	106	79520	MBRD-54	127
79229	CCKHDR	146	79356	HV2-72L	65	79434	MSTDB	137	79520	MBRD-54	129
79232	CCKTS	79	79357	HV2-72LL	65	79435	MSTAM	97	79521	MBRD-60	127
79232	CCKTS	91	79358	H2P18	67	79435	MSTAM	106	79521	MBRD-60	129
79232	CCKTS	94	79359	H2P24	67	79436	MST-MBL	97	79522	MBRD-72	127
79232	CCKTS	146	79360	H2P30	67	79436	MST-MBL	106	79522	MBRD-72	129
79233	CCKHDTs	79	79361	H2P36	67	79437	MST-MBR	97	79523	MBRD-84	127
79233	CCKHDTs	111	79362	H2P42	67	79437	MST-MBR	106	79523	MBRD-84	129
79233	CCKHDTs	115	79363	H2P48	67	79439	MSTCHD	97	79524	MBCMK	129
79233	CCKHDTs	146	79364	H2P54	67	79439	MSTCHD	106	79525	MBCBC	129
79236	HDRGEK	143	79365	H2P60	67	79440	MSTBK	97	79526	MBCB	129
79299	USTSC	122	79366	H2P72	67	79440	MSTBK	106	79527	MBADB	129
79299	USTSC	122	79367	HV2T-S/S	65	79441	MSTGT	97	79528	MBCBM	129
79300	USTSCHD	122	79367	HV2T-S/S	67	79441	MSTGT	106	79529	MBCM-1	129
79300	USTSCHD	122	79368	HV2PT	65	79442	MHS-18V-MST	100	79530	MBCM-2	129
79303	INDR-1212	139	79368	HV2PT	67	79443	MHS-24V-MST	100	79531	MBCTA	129
79304	INDR-1218	139	79369	H2SA6SS	65	79444	MHS-30V-MST	100	79532	MBCBL	129

INDEX By Item Code

Item Code	Ordering Number	Page #	Item Code	Ordering Number	Page #	Item Code	Ordering Number	Page #	Item Code	Ordering Number	Page #
79533	MBCMKK	129	79639	FMS-30	95	79767	YT-30S	80	79820	YCART-54/1350-HDP	87
79534	MBCEC	129	79640	FMS-36	95	79768	YT-36S	80	79821	YCART-60/1500-HDP	85
79535	STLP	129	79641	FMS-42	95	79769	YT-42S	80	79821	YCART-60/1500-HDP	87
79536	MBCDBK	127	79642	FMS-48	95	79770	YT-48S	80	79822	YCART-72/1800-HDP	85
79536	MBCDBK	129	79643	FMS-54	95	79771	YTW-18S	80	79822	YCART-72/1800-HDP	87
79536	MBCDBK	137	79644	FMS-60	95	79772	YTW-24S	80	79823	YCART-36/900-HDW	85
79571	MFASKHD	211	79645	FMS-72	95	79773	YTW-30S	80	79823	YCART-36/900-HDW	87
79572	YT-W*	81	79646	FMS-18V	95	79774	YTW-36S	80	79824	YCART-42/1050-HDW	85
79572	YT-W	83	79647	FMS-24V	95	79775	YTW-42S	80	79824	YCART-42/1050-HDW	87
79573	YT-P*	81	79648	FMS-30V	95	79776	YTW-48S	80	79825	YCART-48/1200-HDW	85
79573	YT-P	83	79649	FMS-36V	95	79777	YTHD-TC-36S	84	79825	YCART-48/1200-HDW	87
79574	YT-C*	81	79650	FMS-42V	95	79778	YTHD-TC-42S	84	79826	YCART-54/1350-HDW	85
79574	YT-C	83	79651	FMS-48V	95	79779	YTHD-TC-48S	84	79826	YCART-54/1350-HDW	87
79582	SSTHB	105	79652	FMS-54V	95	79780	YTHD-TC-54S	84	79827	YCART-60/1500-HDW	85
79582	SSTHB	126	79653	FMS-60V	95	79781	YTHD-TC-60S	84	79827	YCART-60/1500-HDW	87
79582	SSTHB	133	79654	FMS-72V	95	79782	YTHD-TC-72S	84	79828	YCART-72/1800-HDW	85
79586	SSTHB-S/S	107	79656	PACB100	106	79783	YTHD-36S	84	79828	YCART-72/1800-HDW	87
79587	YTP-18/450	83	79656	PACB100	126	79784	YTHD-42S	84	79829	YCART-36/900-HDTC	85
79588	YTP-24/600	83	79665	PTMHD54VR	207	79785	YTHD-48S	84	79829	YCART-36/900-HDTC	87
79589	YTP-30/750	83	79666	PTMHD60VR	207	79786	YTHD-54S	84	79830	YCART-42/1050-HDTC	85
79590	YTP-36/900	83	79667	PTMHD72VR	207	79787	YTHD-60S	84	79830	YCART-42/1050-HDTC	87
79591	YTP-42/1050	83	79668	PTMHD84VR	207	79788	YTHD-72S	84	79831	YCART-48/1200-HDTC	85
79592	YTP-48/1200	83	79669	PTM24VR	207	79789	YTHDW-36S	84	79831	YCART-48/1200-HDTC	87
79593	YTA-18/450	83	79670	PTM30VR	207	79790	YTHDW-42S	84	79832	YCART-54/1350-HDTC	85
79594	YTA-24/600	83	79671	PTM36VR	207	79791	YTHDW-48S	84	79832	YCART-54/1350-HDTC	87
79595	YTA-30/750	83	79672	PTM42VR	207	79792	YTHDW-54S	84	79833	YCART-60/1500-HDTC	85
79596	YTA-36/900	83	79673	PTM48VR	207	79793	YTHDW-60S	84	79833	YCART-60/1500-HDTC	87
79597	YTA-42/1050	83	79674	PTM54VR	207	79794	YTHDW-72S	84	79834	YCART-72/1800-HDTC	85
79598	YTA-48/1200	83	79675	PTM60VR	207	79795	YSTS-Y	83	79834	YCART-72/1800-HDTC	87
79611	YCART-18/450-W	81	79676	YT-HDW*	85	79795	YSTS-Y	97	79835	YTACHD	87
79611	YCART-18/450-W	83	79676	YT-HDW	87	79796	YSTS-P	83	79836	YST-Y	83
79612	YCART-24/600-W	81	79677	YT-HDP*	85	79796	YSTS-P	97	79836	YST-Y	97
79612	YCART-24/600-W	83	79677	YT-HDP	87	79797	YSTHDS-GR	87	79837	YST-P	83
79613	YCART-30/750-W	81	79699	FMSC	97	79798	YSTHDS-BL	87	79837	YST-P	97
79613	YCART-30/750-W	83	79728	YT-HDC*	85	79799	YTPHD-36/900	87	79838	YST-S	83
79614	YCART-36/900-W	81	79728	YT-HDC	87	79800	YTPHD-42/1050	87	79838	YST-S	97
79614	YCART-36/900-W	83	79738	MHS-24RU	98	79801	YTPHD-48/1200	87	79839	YSTHD-GR	87
79615	YCART-42/1050-W	81	79739	MHS-30RU	98	79802	YTPHD-54/1350	87	79840	YSTHD-S	87
79615	YCART-42/1050-W	83	79740	MHS-36RU	98	79803	YTPHD-60/1500	87	79841	YSTHD-BL	87
79616	YCART-48/1200-W	81	79741	MHS-42RU	98	79804	YTPHD-72/1800	87	79842	YSTHD-BK	87
79616	YCART-48/1200-W	83	79742	MHS-48RU	98	79805	YTAHD-36/900	87	79843	YSTMB	83
79617	YCART-18/450-P	81	79743	MHS-54RU	98	79806	YTAHD-42/1050	87	79843	YSTMB	97
79617	YCART-18/450-P	83	79744	MHS-60RU	98	79807	YTAHD-48/1200	87	79844	YSTDBK	80
79618	YCART-24/600-P	81	79745	MHS-72RU	98	79808	YTAHD-54/1350	87	79844	YSTDBK	83
79618	YCART-24/600-P	83	79746	MHS-84RU	98	79809	YTAHD-60/1500	87	79844	YSTDBK	137
79619	YCART-30/750-P	81	79747	MHS-96RU	98	79810	YTAHD-72/1800	87	79845	YSTGBK	83
79619	YCART-30/750-P	83	79748	MHS-18RUV	98	79811	YCART-18/450-TC	81	79845	YSTGBK	97
79620	YCART-36/900-P	81	79749	MHS-24RUV	98	79811	YCART-18/450-TC	83	79846	YSTLBK	83
79620	YCART-36/900-P	83	79750	MHS-30RUV	98	79812	YCART-24/600-TC	81	79846	YSTLBK	97
79621	YCART-42/1050-P	81	79751	MHS-36RUV	98	79812	YCART-24/600-TC	83	79847	YSTTBK-W	83
79621	YCART-42/1050-P	83	79752	MHS-42RUV	98	79813	YCART-30/750-TC	81	79847	YSTTBK-W	97
79622	YCART-48/1200-P	81	79753	MHS-48RUV	98	79813	YCART-30/750-TC	83	79848	YSTPMK	83
79622	YCART-48/1200-P	83	79754	MHS-54RUV	98	79814	YCART-36/900-TC	81	79848	YSTPMK	97
79623	YTAC	83	79755	MHS-60RUV	98	79814	YCART-36/900-TC	83	79849	YSTHDMB	87
79624	MHS-18RMV	100	79756	MHS-72RUV	98	79815	YCART-42/1050-TC	81	79850	YSTHDBK	84
79625	MHS-24RMV	100	79757	MHS-84RUV	98	79815	YCART-42/1050-TC	83	79850	YSTHDBK	87
79626	MHS-30RMV	100	79758	MHS-96RUV	98	79816	YCART-48/1200-TC	81	79850	YSTHDBK	137
79627	MHS-36RMV	100	79759	YT-TC-18S	80	79816	YCART-48/1200-TC	83	79851	YSTHDBGK	87
79628	MHS-42RMV	100	79760	YT-TC-24S	80	79817	YCART-36/900-HDP	85	79852	YSTHDLBK	87
79629	MHS-48RMV	100	79761	YT-TC-30S	80	79817	YCART-36/900-HDP	87	79853	YSTHDBK-W	87
79630	MHS-54RMV	100	79762	YT-TC-36S	80	79818	YCART-42/1050-HDP	85	79854	YSTPHDMK	87
79631	MHS-60RMV	100	79763	YT-TC-42S	80	79818	YCART-42/1050-HDP	87	79855	YSTTBK-B	83
79632	MHS-72RMV	100	79764	YT-TC-48S	80	79819	YCART-48/1200-HDP	85	79855	YSTTBK-B	97
79637	FMS-18	95	79765	YT-18S	80	79819	YCART-48/1200-HDP	87	79856	YSTHDBK-B	87
79638	FMS-24	95	79766	YT-24S	80	79820	YCART-54/1350-HDP	85	79857	YSTANK	83

INDEX By Item Code

Item Code	Ordering Number	Page #	Item Code	Ordering Number	Page #	Item Code	Ordering Number	Page #	Item Code	Ordering Number	Page #
79857	YSTANK	97	79952	CBSBLD48F	131	90003	PTM36T-S/S	208	90078	RWPPREC-1230	134
79858	YSTANKHD	87	79952	CBSBLD48F	133	90004	PTM42T-S/S	208	90079	RWPPREC-1236	134
79861	RBSE-10	155	79952	CBSBLD48F	136	90005	PTM48T-S/S	208	90080	RWPPREC-1242	134
79862	RBSE-16	155	79953	CBSBLD54F	131	90006	PTM54T-S/S	208	90081	RWPPREC-1248	134
79863	RBSE-22	155	79953	CBSBLD54F	133	90007	PTM60T-S/S	208	90082	RWPPREC-1254	134
79864	RBSE-28	155	79953	CBSBLD54F	136	90008	PTMHD54T-S/S	208	90083	RWPPREC-1260	134
79865	RBSE-34	155	79954	CBSBLD60F	131	90009	PTMHD60T-S/S	208	90084	RWPPREC-1272	134
79866	RBSE-40	155	79954	CBSBLD60F	133	90010	PTMHD72T-S/S	208	90085	RWPPREC-1284	134
79867	RBSE-46	155	79954	CBSBLD60F	136	90011	PTMHD84T-S/S	208	90086	RWPPREC-1296	134
79868	RBSE-52	155	79955	CBSBLD72F	131	90012	PTM24R-S/S	208	90087	RWPBLD-18	135
79869	RBSE-58	155	79955	CBSBLD72F	133	90013	PTM30R-S/S	208	90088	RWPBLD-24	135
79870	RBSE-64	155	79955	CBSBLD72F	136	90014	PTM36R-S/S	208	90089	RWPBLD-30	135
79871	RBSE-70	155	79956	CBSBLD84F	131	90015	PTM42R-S/S	208	90090	RWPBLD-36	135
79891	JNK-A	19	79956	CBSBLD84F	133	90016	PTM48R-S/S	208	90091	RWPBLD-42	135
79892	JNK-B	29	79956	CBSBLD84F	136	90017	PTM54R-S/S	208	90092	RWPBLD-48	135
79893	JNK-C	39	79957	CBSBLD96F	131	90018	PTM60R-S/S	208	90093	RWPBLD-54	135
79893	JNK-C	47	79957	CBSBLD96F	133	90019	PTMHD54R-S/S	208	90094	RWPBLD-60	135
79893	JNK-C	67	79957	CBSBLD96F	136	90020	PTMHD60R-S/S	208	90095	RWPBLD-66	135
79893	JNK-C	74	79958	CBS18PF	131	90021	PTMHD72R-S/S	208	90096	RWPBLD-72	135
79893	JNK-C	105	79959	CBS24PF	131	90022	PTMHD84R-S/S	208	90097	RWPBLD-78	135
79893	JNK-C	122	79960	CBS30PF	131	90023	PTM24VR-S/S	208	90098	RWPBLD-84	135
79893	JNK-C	126	79961	CBS36PF	131	90024	PTM30VR-S/S	208	90099	RWPBLD-90	135
79894	JNK-D	55	79962	CBS42PF	131	90025	PTM36VR-S/S	208	90100	PTS-DRK	205
79894	JNK-D	60	79963	CBS48PF	131	90026	PTM42VR-S/S	208	90101	CBSBP18F	133
79896	JNK-F	122	79964	CBS54PF	131	90027	PTM48VR-S/S	208	90102	CBSBP24F	133
79908	MIB2-1UF	181	79965	CBS60PF	131	90028	PTM54VR-S/S	208	90103	CBSBP30F	133
79908	MIB2-1UF	184	79966	CBS72PF	131	90029	PTM60VR-S/S	208	90104	CBSBP36F	133
79914	MBC-18-575V	127	79967	CBS84PF	131	90030	PTMHD54VR-S/S	208	90105	CBSBP42F	133
79915	MBC-24-575V	127	79968	CBS96PF	131	90031	PTMHD60VR-S/S	208	90106	CBSBP48F	133
79916	MBC-30-575V	127	79970	SB2	181	90032	PTMHD72VR-S/S	208	90107	CBSBP54F	133
79917	MBC-36-575V	127	79970	SB2	184	90033	PTMHD84VR-S/S	208	90108	CBSBP60F	133
79918	MBC-42-575V	127	79971	MIB24-2H	182	90034	PTMSD72T-S/S	208	90109	CBSBP72F	133
79919	MBC-48-575V	127	79972	MIB30-2H	182	90035	PTMSD84T-S/S	208	90110	CBSBP84F	133
79920	MBC-54-575V	127	79973	MIB36-2H	182	90036	PTMSD96T-S/S	208	90111	CBSBP96F	133
79921	MBC-60-575V	127	79974	MIB42-2H	182	90037	PTMSD120T-S/S	208	90185	PTMAFMKT	210
79922	MBC-72-575V	127	79975	MIB48-2H	182	90038	PTMSD72R-S/S	208	90186	PTMAFMKR	210
79923	MBC-84-575V	127	79976	MIB54-2H	182	90039	PTMSD84R-S/S	208	90187	PTMAFMKHDR	210
79924	MBCM-575-1	129	79977	MIB60-2H	182	90040	PTMSD96R-S/S	208	90188	PTMAEKT	210
79925	MBCM-575-2	129	79978	MIB72-2H	182	90041	PTMSD120R-S/S	208	90189	PTMAEKR	210
79936	CBS18SF	131	79979	MSB24-2I	179	90042	PTMSD72VR-S/S	208	90190	PTMAEKVR	210
79937	CBS24SF	131	79980	MSB30-2I	179	90043	PTMSD84VR-S/S	208	90191	PTMAEKHDT	210
79938	CBS30SF	131	79981	MSB36-2I	179	90044	PTMSD96VR-S/S	208	90192	PTMAEKHDR	210
79939	CBS36SF	131	79982	MSB42-2I	179	90045	PTMSD120VR-S/S	208	90193	PTMAEKHDVR	210
79940	CBS42SF	131	79983	MSB48-2I	179	90046	MSR2-S/S	212	90194	PTMAAK	210
79941	CBS48SF	131	79984	MSB54-2I	179	90047	PMSMK2-S/S	212	90195	PTMAAKHD	210
79942	CBS54SF	131	79985	MSB60-2I	179	90048	MAK2-S/S	212	90196	PTMAFASK	210
79943	CBS60SF	131	79986	MSB72-2I	179	90049	MAKHD2-S/S	212	90197	PTMAORK	210
79944	CBS72SF	131	79987	MSBRMK	181	90050	MFASKHD-S/S	212	90220	SE6-R36	210
79945	CBS84SF	131	79988	SB2F	181	90051	PTMSD72VR	207	90221	SE6-R42	210
79946	CBS96SF	131	79988	SB2F	184	90052	PTMSD84VR	207	90222	SE6-R48	210
79947	CBSBLD18F	131	79989	SHIM-KITMOD	181	90053	PTMSD96VR	207	90223	SE6-R54	210
79947	CBSBLD18F	133	79989	SHIM-KITMOD	184	90054	PTMSD120VR	207	90224	SE6-R60	210
79947	CBSBLD18F	136	79991	MSB24RMK	179	90055	MSRSD-S/S	212	90225	SE6-R72	210
79948	CBSBLD24F	131	79992	MSB30RMK	179	90056	PMSMKSD-S/S	212	90226	SE6-R84	210
79948	CBSBLD24F	133	79993	MSB36RMK	179	90057	MAKSD-S/S	212	90227	SE6-T36	210
79948	CBSBLD24F	136	79994	MSB42RMK	179	90068	RWPPREC-624	134	90228	SE6-T42	210
79949	CBSBLD30F	131	79995	MSB48RMK	179	90069	RWPPREC-630	134	90229	SE6-T48	210
79949	CBSBLD30F	133	79996	MSB54RMK	179	90070	RWPPREC-636	134	90230	SE6-T54/VR36	210
79949	CBSBLD30F	136	79997	MSB60RMK	179	90071	RWPPREC-642	134	90231	SE6-T60/VR42	210
79950	CBSBLD36F	131	79998	MSB72RMK	179	90072	RWPPREC-648	134	90232	SE6-T72/VR48	210
79950	CBSBLD36F	133	90000	AWTPBA	47	90073	RWPPREC-654	134	90233	SE6-T84	210
79950	CBSBLD36F	136	90000	AWTPBA	55	90074	RWPPREC-660	134	90234	SE6-VR54	210
79951	CBSBLD42F	131	90000	AWTPBA	60	90075	RWPPREC-672	134	90235	SE6-VR60	210
79951	CBSBLD42F	133	90001	PTM24T-S/S	208	90076	RWPPREC-684	134	90236	SE6-VR72	210
79951	CBSBLD42F	136	90002	PTM30T-S/S	208	90077	RWPPREC-696	134	90237	MIB24CSK	181

INDEX By Item Code

Item Code	Ordering Number	Page #	Item Code	Ordering Number	Page #	Item Code	Ordering Number	Page #	Item Code	Ordering Number	Page #
90237	MIB24CSK	184	90371	PTMA60R	206	90593	MXPP-672	64	90799	PTEZHD-48/1200-UG	199
90238	MIB30CSK	181	90372	PTMA36VR	206	90594	MXPP-684	64	90800	PTEZHD-54/1350-UG	199
90238	MIB30CSK	184	90373	PTMA42VR	206	90595	MXPP-696	64	90801	PTEZHD-60/1500-UG	199
90239	MIB36CSK	181	90374	PTMA48VR	206	90596	MXPP-6120	64	90802	PTEZHD-72/1800-UG	199
90239	MIB36CSK	184	90375	PTMA54VR	206	90598	MXPPE	64	90803	PTEZHD-MBK	199
90240	MIB42CSK	181	90376	PTMA60VR	206	90599	XDSTMPK	64	90804	PTEZHD-PBK	199
90240	MIB42CSK	184	90377	PTMAHD54T	206	90600	XDSTPAK	64	90805	PTEZHD-DCK	199
90241	MIB48CSK	181	90378	PTMAHD60T	206	90601	XDSTS-W	64	90806	PTEZHD-WRBK	199
90241	MIB48CSK	184	90379	PTMAHD72T	206	90602	XDSTS-P	64	90807	PTEZHD-JBBK	199
90242	MIB54CSK	181	90380	PTMAHD84T	206	90603	XDSTS-B	64	90814	EST-A-P	19
90242	MIB54CSK	184	90381	PTMAHD54R	206	90604	XDSTBK-W	64	90815	EST-A-S	19
90243	MIB60CSK	181	90382	PTMAHD60R	206	90605	XDSTBK-P	64	90816	EST-A-B	19
90243	MIB60CSK	184	90383	PTMAHD72R	206	90606	XDSTBK-B	64	90935	RBQB1-16/400	151
90244	MIB72CSK	181	90384	PTMAHD84R	206	90607	MXPPBK	64	90936	RBQB1-18/450	151
90244	MIB72CSK	184	90385	PTMAHD54VR	206	90608	XDSTPSBK	64	90937	RBQB1-22/550	151
90245	MIB24WPK	181	90386	PTMAHD60VR	206	90609	XDSTTAK	64	90938	RBQB1-24/600	151
90245	MIB24WPK	184	90387	PTMAHD72VR	206	90610	XDSTJNK	64	90939	RBQB1-28/700	151
90246	MIB30WPK	181	90388	PTMAHD84VR	206	90611	XDST-W	64	90940	RBQB1-30/750	151
90246	MIB30WPK	184	90393	MXP-642	61	90612	XDST-P	64	90941	RBQB1-34/850	151
90247	MIB36WPK	181	90394	MXP-648	61	90613	XDST-B	64	90942	RBQB1-36/900	151
90247	MIB36WPK	184	90395	MXP-654	61	90614	RBDT-6C	160	90943	RBQB1-40/1000	151
90248	MIB42WPK	181	90396	MXP-660	61	90615	RBDTXHD-13C	161	90944	RBQB1-42/1050	151
90248	MIB42WPK	184	90397	MXP-672	61	90616	PTEZHD-42/1050	199	90945	RBQB1-46/1150	151
90249	MIB48WPK	181	90398	MXP-684	61	90617	PTEZHD-48/1200	199	90946	RBQB1-48/1200	151
90249	MIB48WPK	184	90399	MXP-696	61	90618	PTEZHD-54/1350	199	90947	RBQB1-52/1300	151
90250	MIB54WPK	181	90400	MXP-6120	61	90619	PTEZHD-60/1500	199	90948	RBQB1-54/1350	151
90250	MIB54WPK	184	90409	USB12	61	90620	PTEZHD-72/1800	199	90949	RBQB1-58/1450	151
90251	MIB60WPK	181	90409	USB12	64	90621	PTEZHD-84/2100	199	90950	RBQB1-60/1500	151
90251	MIB60WPK	184	90410	USB6	61	90622	MXPP-1242	64	90951	RBQB1-64/1600	151
90252	MIB72WPK	181	90410	USB6	64	90623	MXPP-1248	64	90952	RBQB1-70/1750	151
90252	MIB72WPK	184	90411	USBP	64	90624	MXPP-1254	64	90953	RBQB1-72/1800	151
90253	MIB24CPK	184	90412	USBBRP	64	90625	MXPP-1260	64	90954	QB1PCK	151
90254	MIB30CPK	184	90434	EZCRMK24-48	172	90626	MXPP-1272	64	91214	RWPREC-1836	134
90255	MIB36CPK	184	90435	QMT-ATEX	39	90627	MXPP-1284	64	91215	RWPREC-1842	134
90256	MIB42CPK	184	90537	CBCS18	130	90628	MXPP-1296	64	91216	RWPREC-1848	134
90257	MIB48CPK	184	90538	CBCS24	130	90629	MXPP-12120	64	91217	RWPREC-1854	134
90258	MIB54CPK	184	90539	CBCS30	130	90631	CRDF18	130	91218	RWPREC-1860	134
90259	MIB60CPK	184	90540	CBCS36	130	90632	CRDF24	130	91219	RWPREC-1872	134
90260	MIB72CPK	184	90541	CBCS42	130	90633	CRDF30	130	91220	RWPREC-1884	134
90261	EZCRMK54-60	172	90542	CBCS48	130	90634	CRDF36	130	91221	RWPREC-1896	134
90262	EZCRMK72	172	90543	CBCS54	130	90635	CRDF42	130	91222	SKPU-6X1/2X50	213
90264	ESBK-ATEX	19	90544	CBCS60	130	90636	CRDF48	130	91223	SKPU-6X3/4X50	213
90265	PTEZ-18	199	90545	FMS-18-YST	95	90637	CRDF54	130	91224	SKPU-8X1/2X50	213
90266	PTEZ-24	199	90546	FMS-24-YST	95	90638	CRDF60	130	91225	SKPU-8X3/4X50	213
90267	PTEZ-30	199	90547	FMS-30-YST	95	90639	CRDF72	130	91226	EZP1-UHT212	14
90268	PTEZ-36	199	90548	FMS-36-YST	95	90640	CRDF84	130	91227	EZP1-UHT218	14
90269	PTEZ-42	199	90549	FMS-42-YST	95	90641	CBC3R	130	91228	EZP1-UHT224	14
90270	PTEZ-48	199	90550	FMS-48-YST	95	90642	MXP-6108	61	91229	EZP1-UHT230	14
90283	SKPU-6X1/2X25	213	90551	FMS-54-YST	95	90643	MXP-12108	61	91230	EZP1-UHT236	14
90284	SKPU-6X3/4X25	213	90552	FMS-60-YST	95	90644	MXPP-6108	64	91231	EZP1-UHT242	14
90285	SKPU-8X1/2X25	213	90553	FMS-72-YST	95	90645	MXPP-12108	64	91232	EZP1-UHT248	14
90286	SKPU-8X3/4X25	213	90554	CBCS72	130	90646	RBP1R-S	196	91233	EZP1-UHT254	14
90319	SE6-VR84	210	90555	CBCS84	130	90647	RBP1R-M	196	91234	EZP1-UHT260	14
90351	PTEZMB	199	90581	MXP-1242	61	90648	RBP1R-L	196	91235	EZP1-UHT272	14
90352	PTEZPB	199	90582	MXP-1248	61	90649	RBP1R-XL	196	91236	EZP1-UHT818	14
90353	PTEZDC	199	90583	MXP-1254	61	90650	RBPRR-S	198	91237	EZP1-UHT824	14
90362	PTMA36T	206	90584	MXP-1260	61	90651	RBPRR-M	198	91238	EZP1-UHT830	14
90363	PTMA42T	206	90585	MXP-1272	61	90652	RBPRR-L	198	91239	EZP1-UHT836	14
90364	PTMA48T	206	90586	MXP-1284	61	90653	RBPRR-XL	198	91240	EZP1-UHT842	14
90365	PTMA54T	206	90587	MXP-1296	61	90762	CBC72	130	91241	EZP1-UHT848	14
90366	PTMA60T	206	90588	MXP-12120	61	90763	CBC84	130	91242	EZP1-UHT854	14
90367	PTMA36R	206	90589	MXPP-642	64	90795	PTEZHD-56/1400	199	91243	EZP1-UHT860	14
90368	PTMA42R	206	90590	MXPP-648	64	90796	PTEZHD-64/1600	199	91244	EZP1-UHT872	14
90369	PTMA48R	206	90591	MXPP-654	64	90797	PTEZHD-80/2000	199	91245	EZP1-UHT1424	14
90370	PTMA54R	206	90592	MXPP-660	64	90798	PTEZHD-42/1050-UG	199	91246	EZP1-UHT1430	14

INDEX By Item Code

Item Code	Ordering Number	Page #	Item Code	Ordering Number	Page #	Item Code	Ordering Number	Page #	Item Code	Ordering Number	Page #
91247	EZP1-UHT1436	14	91276	MSP-UHT848	35	91317	SKPU-10X5/8X50	213	91430	FLXCP	119
91248	EZP1-UHT1442	14	91277	MSP-UHT854	35	91318	SKPU-10X3/4X50	213	91431	FLXEP	119
91249	EZP1-UHT1448	14	91278	MSP-UHT860	35	91319	SKPU-10X1X50	213	91432	CBSPP18	133
91250	EZP1-UHT1454	14	91279	MSP-UHT872	35	91320	SKPU-12X3/8X25	213	91433	CBSPP24	133
91251	EZP1-UHT1460	14	91280	MSP-UHT1442	35	91321	SKPU-12X1/2X25	213	91434	CBSPP30	133
91252	EZP1-UHT1472	14	91281	MSP-UHT1448	35	91322	SKPU-12X5/8X25	213	91435	CBSPP36	133
91253	CRB-UHT10	16	91282	MSP-UHT1454	35	91323	SKPU-12X3/4X25	213	91436	CBSPP42	133
91253	CRB-UHT10	37	91283	MSP-UHT1460	35	91324	SKPU-12X1X25	213	91437	CBSPP48	133
91254	CRB-UHT16	16	91284	MSP-UHT1472	35	91325	SKPU-12X3/8X50	213	91438	CBSPP54	133
91254	CRB-UHT16	37	91285	QMT-A-P	39	91326	SKPU-12X1/2X50	213	91439	CBSPP60	133
91255	CRB-UHT22	16	91286	QMT-A-W	39	91327	SKPU-12X5/8X50	213	91440	CBSPP72	133
91255	CRB-UHT22	37	91288	SKPU-4X3/8X25	213	91328	SKPU-12X3/4X50	213	91441	CBSPP84	133
91256	CRB-UHT28	16	91289	SKPU-4X1/2X25	213	91329	SKPU-12X1X50	213	91442	CBSPP96	133
91256	CRB-UHT28	37	91290	SKPU-4X5/8X25	213	91400	SKPU-DUAL-6X1/2X25	214	91571	MBC-18-S	127
91257	CRB-UHT34	16	91291	SKPU-4X3/4X25	213	91401	SKPU-DUAL-6X3/4X25	214	91572	MBC-24-S	127
91257	CRB-UHT34	37	91292	SKPU-4X1X25	213	91402	SKPU-DUAL-8X1/2X25	214	91573	MBC-30-S	127
91258	CRB-UHT40	16	91293	SKPU-4X3/8X50	213	91403	SKPU-DUAL-8X3/4X25	214	91574	MBC-36-S	127
91258	CRB-UHT40	37	91294	SKPU-4X1/2X50	213	91404	SKPU-DUAL-6X1/2X50	214	91575	MBC-42-S	127
91259	CRB-UHT46	16	91295	SKPU-4X5/8X50	213	91405	SKPU-DUAL-6X3/4X50	214	91576	MBC-48-S	127
91259	CRB-UHT46	37	91296	SKPU-4X3/4X50	213	91406	SKPU-DUAL-8X1/2X50	214	91577	MBC-54-S	127
91260	CRB-UHT52	16	91297	SKPU-4X1X50	213	91407	SKPU-DUAL-8X3/4X50	214	91578	MBC-60-S	127
91260	CRB-UHT52	37	91298	SKPU-6X3/8X25	213	91408	SSTXD-W	133	91579	MBC-72-S	127
91261	CRB-UHT58	16	91299	SKPU-6X5/8X25	213	91409	SSTXD-S	133	91580	MBC-84-S	127
91261	CRB-UHT58	37	91300	SKPU-6X1X25	213	91410	SSTXD-B	133	91581	MBC-18-575V-S	127
91262	CRB-UHT64	16	91301	SKPU-6X3/8X50	213	91411	SSTXD-G	133	91582	MBC-24-575V-S	127
91262	CRB-UHT64	37	91302	SKPU-6X5/8X50	213	91412	SSTXDMK	133	91583	MBC-30-575V-S	127
91263	CRB-UHT70	16	91303	SKPU-6X1X50	213	91413	SATXDPAT	133	91584	MBC-36-575V-S	127
91263	CRB-UHT70	37	91304	SKPU-8X3/8X25	213	91414	SATXDNCB	133	91585	MBC-42-575V-S	127
91264	MSP-UHT224	35	91305	SKPU-8X5/8X25	213	91415	SAT2MK	133	91586	MBC-48-575V-S	127
91265	MSP-UHT230	35	91306	SKPU-8X1X25	213	91417	RWSECS-18F	136	91587	MBC-54-575V-S	127
91266	MSP-UHT236	35	91307	SKPU-8X3/8X50	213	91418	RWSECS-24F	136	91588	MBC-60-575V-S	127
91267	MSP-UHT242	35	91308	SKPU-8X5/8X50	213	91419	RWSECS-30F	136	91589	MBC-72-575V-S	127
91268	MSP-UHT248	35	91309	SKPU-8X1X50	213	91420	RWSECS-36F	136	91590	MBC-84-575V-S	127
91269	MSP-UHT254	35	91310	SKPU-10X3/8X25	213	91421	RWSECS-42F	136	91591	MBCM-1-S	129
91270	MSP-UHT260	35	91311	SKPU-10X1/2X25	213	91422	RWSECS-48F	136	91592	MBCM-2-S	129
91271	MSP-UHT272	35	91312	SKPU-10X5/8X25	213	91423	RWSECS-54F	136	91593	MBCM-575-1-S	129
91272	MSP-UHT824	35	91313	SKPU-10X3/4X25	213	91424	RWSECS-60F	136	91594	MBCM-575-2-S	129
91273	MSP-UHT830	35	91314	SKPU-10X1X25	213	91425	RWSECS-72F	136	77548	SHIM-KITL	186
91274	MSP-UHT836	35	91315	SKPU-10X3/8X50	213	91426	RWSECS-84F	136	A1636	CLFR1360/54.4-12	222
91275	MSP-UHT842	35	91316	SKPU-10X1/2X50	213	91427	RWSECS-96F	136			



Partners in Productivity

Av. Jorge Alessandri 11.500 – Edificio 7
Megacentro San Bernardo, San Bernardo, Santiago, Chile

Phone: 56-2-2896-7870

Email: ventaslatam@flexco.com

www.flexco.com