



Product Handbook

MAY 2021

BCPPHB13

Belt Conveyor Products



2525 Wisconsin Avenue, Downers Grove, Illinois 60515

Phone: 1-630-971-0150 Fax: 1-630-971-1180

Customer Service: 1-800-541-8028

www.flexco.com

Pages 1 - 4 intentionally omitted.

Table of Contents


Belt Cleaners

Belt Cleaner Information and Selection Guide	6
Precleaners	
EZP1 Standard, Twist Tensioner and Hi-Temp Precleaners; ConShear™ Replacement Blades.....	11
EZP-LS Limited Space Precleaner.....	25
MSP Standard Mine-Duty Precleaner & ConShear™ Replacement Blades.....	34
MMP Medium Mine-Duty Precleaner & TuffShear™ Replacement Blades.....	41
MHP Heavy Mine-Duty Precleaner & MegaShear™ Replacement Blades.....	49
MHCP Heavy-Duty Cartridge Precleaner & SuperShear™ Replacement Blades.....	56
MXP Extreme-Duty Precleaner & UltraShear™ Replacement Blades.....	61
H-Type® Precleaners.....	65
Secondary Cleaners	
EZS2 Secondary Cleaners.....	76
Y-Type™ Secondary Cleaners.....	80
P-Type® & P-Type LS (Limited Space) Secondary Cleaners.....	88
R-Type® Reversing Secondary Cleaners.....	92
FMS Secondary Cleaner.....	95
MHS HD Secondary Cleaners.....	99
P-Type® Secondary Cleaners with Enhanced Service Advantage™ Cartridge.....	108
R-Type® Secondary Cleaners with Enhanced Service Advantage™ Cartridge.....	112
MHS HD Secondary Cleaners with Enhanced Service Advantage™ Cartridge.....	116
MHS HD Secondary Cleaners with Service Advantage™ Cartridge – Legacy Replacement Parts.....	119
U-Type® Secondary Cleaners.....	120
MDWS DryWipe Secondary Cleaner.....	123
Motorized Brush Cleaner.....	127
Chevron Belt Cleaner.....	130
Continuous Blade Secondary Cleaner.....	131
Optional Mounting Kits and Accessories	
Optional Mounting Kits.....	137
Spring Tensioner Accessories.....	138
Belt Cleaner Accessories	
Inspection Door.....	139
Spray Pole Systems.....	141
Wash Box.....	142
Stabilizing Roller Bracket Kits.....	144
Live-Shaft Hold-down Rollers.....	145
Optional Installation Tools.....	146
Legacy Belt Cleaner Parts – H-Type® and I-Type™.....	147
Replacement Blades for Other OEM Cleaners	
ConShear™ Replacement Blades for Other OEM Cleaners	149
Martin Engineering.....	151
Arch/Gordon.....	155
Superior Exterra®.....	157
ASGCO.....	158
Argonics.....	159
Stephens-Adamson Metso/Trellex.....	160
Martin Engineering Durt Hawg®.....	161
Martin Engineering Durt Tracker®.....	162
Belt Plows	
V-Plows and Diagonal Plows.....	164
Impact Beds	
Flexco Slider and Impact Beds	168
EZSB-C & EZSB-I Slider Beds; EZIB-L & EZIB-M Impact Beds; Modular Impact Beds; Adjustable Idler Sets.....	169
DRX® Impact Beds	187
DRX200, DRX750 and DRX1500 Impact Beds; DRX3000 Dynamic Bed.....	188
Optional Parts and Tools.....	196
Belt Positioners and Trainers	
Belt Positioner™, PTEZ™, PT Smart™, and PT Max™.....	197
Skirting Systems	
Enclosed Skirting: Standard Urethane Skirting; Skirt Clamps – RMC1, Flex-Lok™ and FlexSeal™.....	215
Belt Maintenance Tools	
Flex-Lifter™, Flexco® Belt Cutters, and Far-Pul™ HD® Belt Clamps.....	225
Pulley Lagging	
Flex-Lag® Rubber, Full Ceramic, Medium Ceramic, Adhesives, Weld-on™ Rubber, Weld-on™ Ceramic.....	227
Index	233

Belt Cleaner Information and Selection Guide

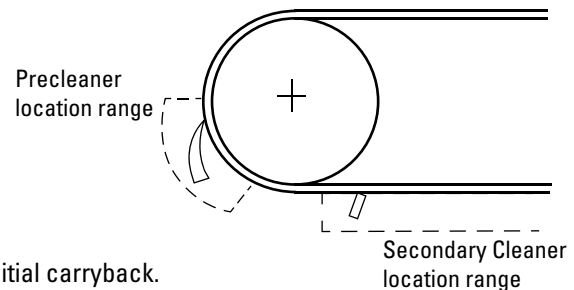
Why Are Belt Cleaners Needed?

- **Saves Money**
 - Increases belt wear life.
 - Extends life of rollers, pulleys and splices.
 - High cost of accidents.
- **Reduces Maintenance Costs**
 - Minimizes manual cleanup.
 - Protects against belt mistracking.
 - Reduces conveyor component replacement costs.
 - Reducing carryback from 3% to 1% means a 67% reduction in maintenance costs.
- **Keeps Conveyors Running Efficiently and Consistently**
 - Reduces unscheduled downtime.
 - Increases production uptime.
- **Improves Safety**
 - Reduces housekeeping problems.
 - 42% of conveyor-related accidents happen while maintenance tasks are being done.



Types of Belt Cleaners

- **Precleaners**
 - Mounted on the head pulley.
 - Mounted below the material flow.
 - Blade is always narrower than the belt width.
 - Ideally, the blade covers just the belt's material path.
 - Removes the big stuff. Typically cleans off up to 80% of the initial carryback.
- **Secondary Cleaners**
 - Located just past where the belt leaves the head pulley and anywhere down the beltline.
 - Special secondaries may allow for mounting under the head pulley.
 - Blade width is always the belt width or wider.
 - Removes sticky fines – the final cleaning job.
 - Cleaning efficiencies can be 90% +.
 - May require a hold-down roller for maximum performance.
- **Specialty Cleaners**
 - Precleaners or Secondaries designed especially for specific or extreme applications.



Definition of Terms

- **Carryback** – Material that sticks to the belt after it leaves the transfer point and continues falling off along the conveyor's return side.
- **Material Path** – The section of the belt where most of the material is conveyed. Typically the center 2/3 of the belt.
- **Hold-Down Roller** – A stabilizing roller or pressure roller located on top of the return side of the belt to prevent belt flap or to provide a consistent flat surface for the blades on a lighter-tensioned belt.

Product Ordering Information

EZP1 Standard Duty Precleaner



EZP1 Precleaner Belt Width Minus 2" (50mm)

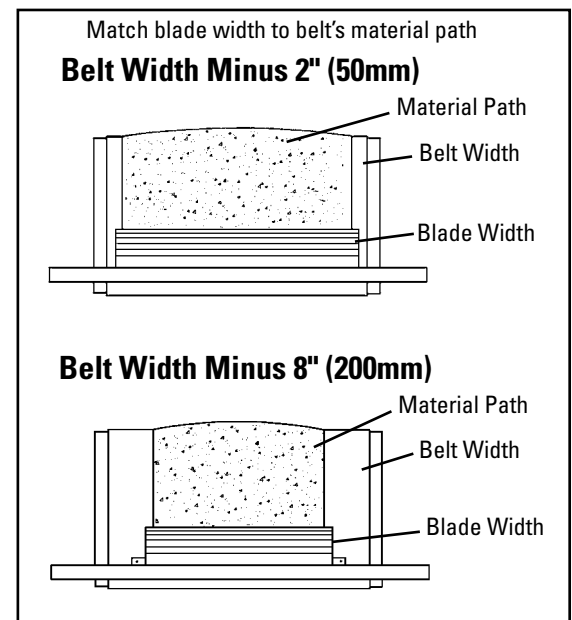
BELT WIDTH		BLADE WIDTH		ORDERING NUMBER	ITEM CODE	WT. LBS.
in.	mm	in.	mm			
12	300	10	250	EZP1-212	75610	49.4
18	450	16	400	EZP1-218	75611	55.3
24	600	22	550	EZP1-224	75612	61.2
30	750	28	700	EZP1-230	75613	67.1
36	900	34	850	EZP1-236	75614	73.0
42	1050	40	1000	EZP1-242	75615	78.9
48	1200	46	1150	EZP1-248	75616	84.8
54	1350	52	1300	EZP1-254	75617	90.7
60	1500	58	1450	EZP1-260	75618	96.6
72	1800	70	1750	EZP1-272	75771	102.5

Lead time: 1 working day

EZP1 Precleaner Belt Width Minus 8" (200mm)

BELT WIDTH		BLADE WIDTH		ORDERING NUMBER	ITEM CODE	WT. LBS.
in.	mm	in.	mm			
12	300	—	—	N/A	N/A	—
18	450	10	250	EZP1-818	75779	51.3
24	600	16	400	EZP1-824	75780	57.2
30	750	22	550	EZP1-830	75781	63.1
36	900	28	700	EZP1-836	75782	69.0
42	1050	34	850	EZP1-842	75783	74.9
48	1200	40	1000	EZP1-848	75784	80.8
54	1350	46	1150	EZP1-854	75785	86.7
60	1500	52	1300	EZP1-860	75786	92.6
72	1800	64	1600	EZP1-872	75774	98.5

Lead time: 1 working day

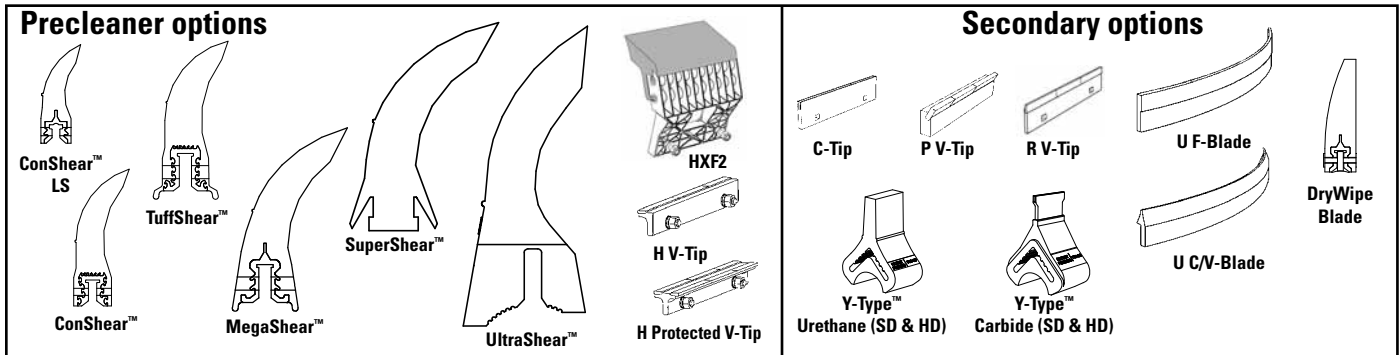


Product Notes:

- For optimal cleaning and reduced blade retensioning maintenance, the cleaner blade width should be sized to fit the material path of the belt. The material path is typically 2/3 of the belt width. In most cases a blade size of belt width minus 8" (200mm) may be the best selection.
- Each cleaner can be retrofitted with three replacement blade sizes (belt width minus 2" (50mm), minus 8" (200mm), or minus 14" (350mm)).
- Comes complete with universal mounting plates and tensioner.
- Visual tension check. No guesswork on blade tensioning. Simply measure the spring, check label on tensioner and turn adjusting nut to restore optimal tension.
- Works with mechanical splices. Polyurethane blade glides over splices.
- Compatible with reversing belts.
- For replacement parts see the EZP1 Parts List on 19.
- For applications requiring longer pole lengths, go to the minus 8" (200mm) chart and select the cleaner one belt width size larger. This will provide a pole 6" (150mm) longer and a blade size of belt width minus 2" (50mm).

U.S. Patents No. D482,508S; 9,242,805; D756,060; D747,838

Types of Cleaner Blades



F-Tip/Blade - for mechanically fastened belts V-Tip/Blade - for vulcanized belts only C-Tip/Blade - for both

Polyurethane Blades

Not all polyurethanes are the same. Flexco's polyurethane blades are specially formulated for abrasion resistance and long wear. Independent testing has shown that Flexco's polyurethane blades last as much as 30% longer than other OEM blades.

- Easy on the belt.
- Work well with mechanical splices.
- Economical.
- Specialty formulations for high heat, chemical resistance, or water removal.

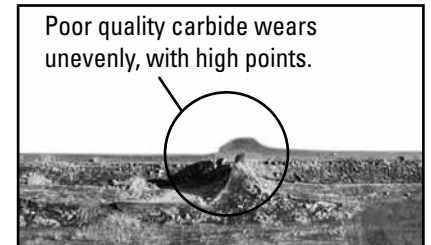


Less advanced polyurethane formulations result in blades that experience quicker wear and provide less efficient cleaning.

Tungsten Carbide

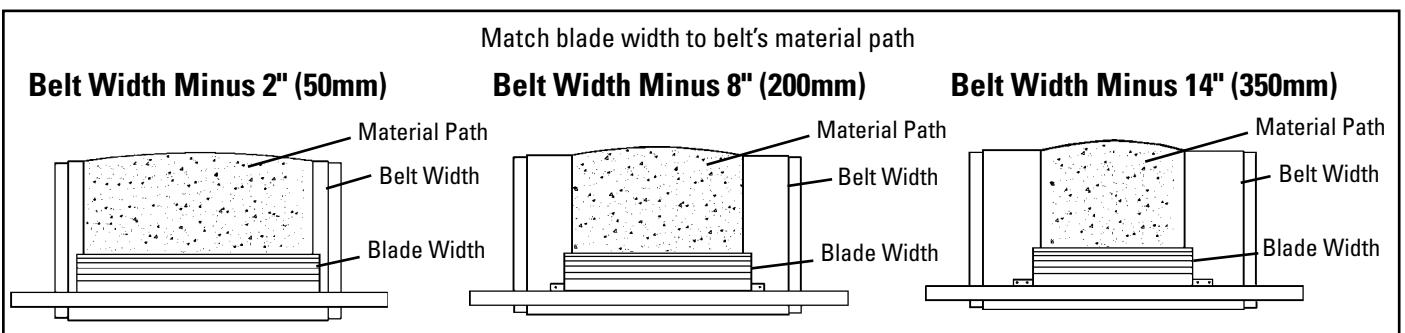
Excellent for superior cleaning efficiency and long wear. The quality and application of carbides can vary. Flexco has invested years of research and testing to develop tungsten carbide tips for both vulcanized and mechanically fastened belts. And a quality process ensures consistent results.

- Superior cleaning.
- Long wear.
- C-Tips/blades for mechanical splices and V-Tips/blades for vulcanized belts.

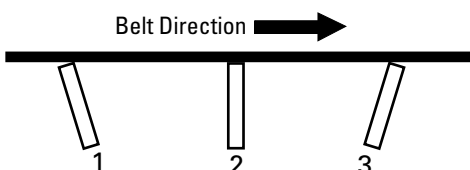


The "Material Path" Option (for Precleaners)

For optimal cleaning and reduced blade retensioning, the cleaner blade width should be sized to fit the material path of the belt. The material path is typically the center 2/3 of the belt width. Choosing a blade only slightly wider than the material path can decrease differential blade wear which reduces blade retensioning maintenance, as well as reducing the frequency of blade replacement.



Blade Angle (Secondary Cleaners)



- 1. Aggressive** – excellent cleanability, high risk for belt damage.
- 2. 90° to belt** – good cleaning efficiency; must have good blade relief for splices.
- 3. Wiping** – a little less cleaning power; safer on belts in poor condition or with poor mechanical splices.

Belt Cleaning Systems

Many applications will require more than one belt cleaner to do a satisfactory cleaning job. A typical system includes a precleaner (to knock off the initial flow of carryback), one or more secondary cleaners (to take off the sticky fines) and many times, a final specialty cleaner (to remove the water).

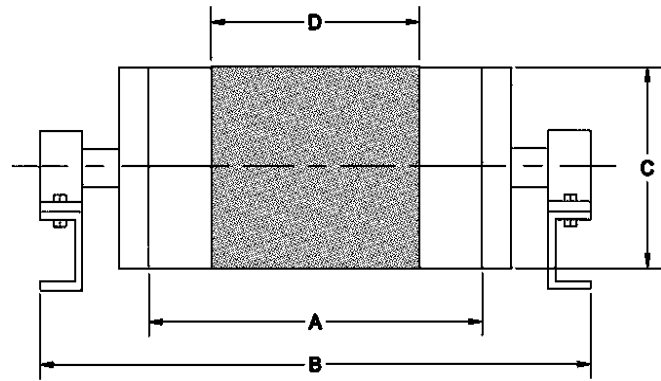
Keys to Good Belt Cleaning

- Proper cleaner selection for the application
- Correct installation
- Regular service maintenance

Spec'ing and Ordering Belt Cleaners

Information needed:

- Belt width
- Conveyor frame (structure) width
- Head pulley diameter
- For precleaners – what is the belt's material path
- Material conveyed (dry, wet, sticky, etc.)
- Type of belt splice:
 - Mechanical – skived or unskived
 - Vulcanized
- Temperature or other extreme environmental factors
- Does the belt reverse



Precleaner Selection Guide

PRECLEANER SPECIFICATION CHART











Application Description	EZP-LS	EZP1	MSP	MMP	MHP	MHCP	MXP
Belt Width*	12" - 60" (300 - 1500mm)	12" - 72" (300 - 1800mm)	24" - 84" (600 - 2100mm)	24" - 96" (600 - 2400mm)	24"-96" (600 - 2400mm)	24" - 96" (600 - 2400mm)	42" - 120" (1050 - 3000mm)
Belt Speed	500fpm (2.5M/sec)	700fpm (3.5M/sec)	700fpm (3.5M/sec)	1000fpm (5M/sec)	1500fpm (7.5M/sec)	1200fpm (6M/sec)	2000fpm (10M/sec)
Head Pulley Diameter	6" - 22" (150 - 550mm)	10" - 36" (250 - 900mm)	16" - 42" (400 - 1050mm)	16" - 48" (400 - 1200mm)	20" - 84" (500 - 2100mm)	20" - 84" (500 - 2100mm)	48" - 96" (1200 - 2400mm)
Reversing Belts	Yes	Yes	Yes	Yes	Yes	Yes	Yes
Mechanical Fasteners	Yes	Yes	Yes	Yes	Yes	Yes	Yes

PRECLEANER SPECIFICATION CHART (cont.)

Application Description	H-Type® (XF2- & XF-Tips)	H-Type® (V-Tips)	High Temp (V-Tips)	HV2 (V-Tips)
	Belt Width*	18" - 72" (450 - 1800mm)	18" - 72" (450 - 1800mm)	18" - 48" (450 - 1200mm)
Belt Speed	1000fpm (5M/sec)	1500fpm (7.5M/sec)	1000fpm (5M/sec)	1500fpm (7.5M/sec)
Head Pulley Diameter	10" - 47" (250 - 1175mm)	10" - 67" (250 - 1675mm)	8" - 35" (200 - 875mm)	10" - 67" (250 - 1675mm)
Reversing Belts	Yes	Yes	Yes	Yes
Mechanical Fasteners	Yes	No	No	No








*Special sizes available upon request.

PRECLEANER BLADE SPECIFICATIONS

										
Blade Type	ConShear™ LS	ConShear™ LS High Temp	ConShear™ LS White (Chemical Resistant/Food Grade) ‡	ConShear™ High Temp	ConShear™ White (Chemical Resistant/ Food Grade) ‡	ConShear Ultra High Temp	TuffShear™	TuffShear™ High Temp	Mega- Shear™	Super- Shear™
Belt Speed	500fpm (2.5M/sec)	500fpm (2.5M/sec)	500fpm (2.5M/sec)	700fpm (3.5M/sec)	700fpm (3.5M/sec)	700fpm (3.5M/sec)	1000fpm (5M/sec)	1000fpm (5M/sec)	1500fpm (7.5M/sec)	1200fpm (6M/sec)
Temperature Range	-30 to 180°F (-35 to 82°C)	up to 275°F (135°C) with spikes to 325°F (163°C)	-30 to 180°F (-35 to 82°C)	-30 to 180°F (-35 to 82°C)	up to 275°F (135°C) with spikes to 325°F (163°C)	-30 to 180°F (-35 to 82°C)	up to 400°F (200°C) with spikes to 450°F (232°C)	-30 to 180°F (-35 to 82°C)	up to 275°F (135°C) with spikes to 325°F (163°C)	-30 to 180°F (-35 to 82°C)
Polyurethane	Yes	Yes	Yes	Yes	Yes	Yes	Yes	Yes	Yes	Yes
Durometer	83	93	83	83	93	83	90	83	93	93
Tungsten Carbide	No	No	No	No	No	No	No	No	No	No
Work with Mechanical Fasteners	Yes	Yes	Yes	Yes	Yes	Yes	Yes	Yes	Yes	Yes

‡ All ingredients used in the polyurethane formulation of this blade comply with the relevant requirements of 21 CFR (FDA Code of Federal Regulations) for use in repeated bulk dry food applications

PRECLEANER BLADE SPECIFICATIONS

							
Blade Type	UltraShear™	HXF	HXF2	H V-Tip	H Protected V-Tip	HV2 Tip	Protected HV2 Tip
Belt Speed	2000fpm (10M/sec)	700fpm (3.5M/sec)	700fpm (3.5M/sec)	1000fpm (5M/sec)	1000fpm (5M/sec)	1500fpm (7.5M/sec)	1500fpm (7.5M/sec)
Temperature Range	-30 to 275°F (-35 to 135°C)	-30 to 180°F (-35 to 82°C)	-30 to 180°F (-35 to 82°C)	-30 to 400°F (-35 to 205°C)	-30 to 400°F (-35 to 205°C)	-30 to 400°F (-35 to 205°C)	-30 to 400°F (-35 to 205°C)
Polyurethane	Yes	Yes	Yes	No	No	No	No
Durometer	93	84	83	N/A	N/A	N/A	N/A
Tungsten Carbide	No	No	No	Yes	Yes	Yes	Yes
Work with Mechanical Fasteners	Yes	Yes	Yes	No	No	No	No

Secondary Cleaner Selection Guide

SECONDARY CLEANER SPECIFICATION CHART

Application Description	Y-Type SD Polyurethane	Y-Type SD Carbide	Y-Type HD Polyurethane	Y-Type HD Carbide	EZS2	EZS2 High Temp	FMS (C-Tip)	FMS (V-Tip)	MHS (C-Tip)	MHS (V-Tip)
Belt Width*	18" - 48" 450 - 1200mm	18" - 48" 450 - 1200mm	36" - 72" 900 - 1800mm	36" - 72" 900 - 1800mm	18" - 72" 450 - 1800mm	18" - 72" 450 - 1800mm	18" - 84" 450 - 2100mm	18" - 84" 450 - 2100mm	18" - 96" 450 - 2400mm	18" - 96" 450 - 2400mm
Belt Speed	600fpm (3M/sec)	600fpm (3M/sec)	750fpm (3.8M/sec)	750fpm (3.8M/sec)	700fpm (3.5M/sec)	700fpm (3.5M/sec)	1200fpm (6M/sec)	1200fpm (6M/sec)	1200fpm (6M/sec)	1500fpm (7.5M/sec)
Reversing Belts	Yes	Yes	Yes	Yes	No	No	No	No	Yes	Yes
Works with Mechanical Fasteners	Yes	Yes	Yes	Yes	Yes	Yes	Yes	No	Yes	No













*Special sizes available upon request.

SECONDARY CLEANER SPECIFICATION CHART (cont.)

Application Description	MDWS	P-Type® (C-Tip)	P-Type (V-Tip)	U-Type® (F-Blade)	U-Type (C-Blade)	U-Type (V-Blade)	R-Type® (C-Tip)	R-Type (V-Tip)	Chevron	Brush Cleaner
Belt Width*	18" - 72" 450 - 1800mm	18" - 72" 450 - 1800mm	18" - 72" 450 - 1800mm	18" - 84" 450 - 2100mm	18" - 84" 450 - 2100mm	18" - 84" 450 - 2100mm	18" - 72" 450 - 1800mm	18" - 72" 450 - 1800mm	18" - 84" 450 - 2100mm	18" - 84" 450 - 2100mm
Belt Speed	1600fpm (6M/sec)	1000fpm (5M/sec)	1200fpm (6M/sec)	1000fpm (5M/sec)	1300fpm (6.6M/sec)	1300fpm (6.6M/sec)	1000fpm (5M/sec)	1000fpm (5M/sec)	500fpm (2.5M/sec)	700fpm (3.5M/sec)
Reversing Belts	Yes	No	No	No	No	No	Yes	Yes	Yes	No
Works with Mechanical Fasteners	Yes	Yes	No	Yes	Yes	No	Yes	No	Yes	Yes

*Special sizes available upon request.

SECONDARY CLEANER BLADE SPECIFICATIONS

												
Blade Type	C-Tip	P V-Tip	R V-Tip	Y-Type Polyurethane (Purple)	Y-Type Polyurethane (White)	Y-Type Carbide	DryWipe Blade	U F-Blade	U C-Blade	U V-Blade	Chevron	Brush Cleaner
Temperature Range	-30 to 400°F -35 to 205°C	-30 to 400°F -35 to 205°C	-30 to 400°F -35 to 205°C	-30 to 180°F -35 to 82°C	-30 to 180°F -35 to 82°C	-30 to 180°F -35 to 82°C	-30 to 180°F -35 to 82°C	-30 to 180°F -35 to 82°C	-30 to 180°F -35 to 82°C	-30 to 180°F -35 to 82°C	-30 to 180°F -35 to 82°C	-20 to 180°F -30 to 82°C
Polyurethane	No	No	No	Yes	Yes	No	Yes	Yes	Rubber	Rubber	Rubber	Poly-propylene
Durometer	N/A	N/A	N/A	86A	83A	N/A	59	90	84	83	N/A	N/A
Tungsten Carbide	Yes	Yes	Yes	No	No	Yes	No	No	Yes	Yes	No	No
Works with Mechanical Fasteners	Yes	No	No	Yes	Yes	Yes	Yes	Yes	Yes	No	Yes	Yes

Product Ordering Information

EZP1T Twist Tensioner Precleaner



EZP1T Precleaner with Twist Tensioner Belt Width Minus 2" (50mm)

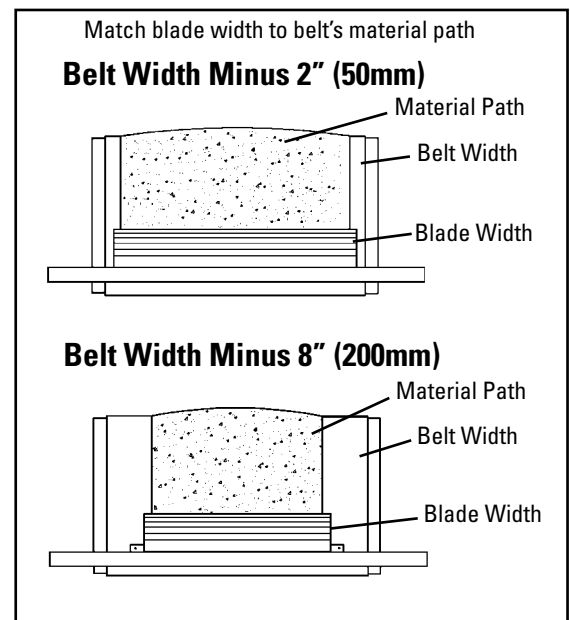
BELT WIDTH		BLADE WIDTH		ORDERING NUMBER	ITEM CODE	WT. LBS.
in.	mm	in.	mm			
12	300	10	250	EZP1T-212	78488	38.5
18	450	16	400	EZP1T-218	78489	44.5
24	600	22	550	EZP1T-224	78490	50.5
30	750	28	700	EZP1T-230	78491	56.5
36	900	34	850	EZP1T-236	78492	62.5
42	1050	40	1000	EZP1T-242	78493	68.4
48	1200	46	1150	EZP1T-248	78494	74.4
54	1350	52	1300	EZP1T-254	78495	83.7
60	1500	58	1450	EZP1T-260	78496	92.0
72	1800	70	1750	EZP1T-272	78497	101.6

Lead time: 1 working day

EZP1T Precleaner with Twist Tensioner Belt Width Minus 8" (200mm)

BELT WIDTH		BLADE WIDTH		ORDERING NUMBER	ITEM CODE	WT. LBS.
in.	mm	in.	mm			
12	300	-	-	N/A	N/A	-
18	450	10	250	EZP1T-818	78498	41.8
24	600	16	400	EZP1T-824	78499	47.8
30	750	22	550	EZP1T-830	78500	53.8
36	900	28	700	EZP1T-836	78501	59.8
42	1050	34	850	EZP1T-842	78502	65.8
48	1200	40	1000	EZP1T-848	78503	71.7
54	1350	46	1150	EZP1T-854	78504	78.5
60	1500	52	1300	EZP1T-860	78505	87.0
72	1800	64	1600	EZP1T-872	78506	98.9

Lead time: 1 working day



Product Notes:

- For optimal cleaning and reduced blade retensioning maintenance, the cleaner blade width should be sized to fit the material path of the belt. The material path is typically 2/3 of the belt width. In most cases a blade size of belt width minus 8" (200mm) may be the best selection.
- Each cleaner can be retrofitted with three replacement blade sizes (belt width minus 2" (50mm), minus 8" (200mm), or minus 14" (350mm)).
- Comes complete with universal mounting plates and tensioner.
- Visual tension check. No guesswork on blade tensioning. Simply measure the spring, check label on tensioner and turn adjusting nut to restore optimal tension.
- Works with mechanical splices. Polyurethane blade glides over splices.
- Compatible with reversing belts.
- For replacement parts see the EZP1T Parts List on 20.
- For applications requiring longer pole lengths, go to the minus 8" (200mm) chart and select the cleaner one belt width size larger. This will provide a pole 6" (150mm) longer and a blade size of belt width minus 2" (50mm).

U.S. Patents No. D482,508S; 9,242,805; D756,060; D747,838

Product Ordering Information

High Temp EZP1 High Temperature Precleaner

ConShear™ High Temp Precleaners Belt Width Minus 2" (50mm)

BELT WIDTH		BLADE WIDTH		ORDERING NUMBER	ITEM CODE	WT. LBS.
in.	mm	in.	mm			
12	300	10	250	HTF212	76658	49.4
18	450	16	400	HTF218	76659	55.3
24	600	22	550	HTF224	76660	61.2
30	750	28	700	HTF230	76661	67.1
36	900	34	850	HTF236	76662	73.0
42	1050	40	1000	HTF242	76663	78.9
48	1200	46	1150	HTF248	76664	84.8
54	1350	52	1300	HTF254	76665	90.7
60	1500	58	1450	HTF260	76666	96.6
72	1800	70	1750	HTF272	76667	102.5

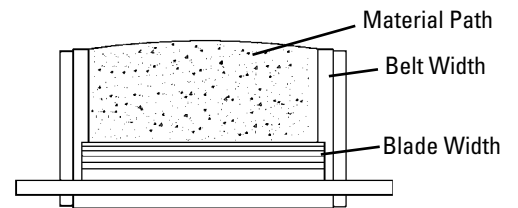
Pole Diameter - 2-3/8" (60mm)

Lead time: 1 working day



Match blade width to belt's material path

Belt Width Minus 2" (50mm)



Product Notes:

- The High-Temp ConShear Precleaner works in temperatures up to 275°F (135°C) with spikes to 325°F (164°C).
- Comes complete with universal mounting plates and tensioner.
- Visual tension check. No guesswork on blade tensioning. Simply measure the spring, check label on tensioner and turn adjusting nut to restore optimal tension.
- Works with mechanical splices. Polyurethane blade glides over splices.
- For replacement parts see the EZP1 Parts List on 19.
- Compatible with reversing belts.

U.S. Patents No. D482,508S; 9,242,805; D756,060; D747,838

Product Ordering Information

EZP1 Ultra High-Temp Precleaner

EZP1 Ultra High-Temp Precleaner Belt Width Minus 2" (50mm)

BELT WIDTH		BLADE WIDTH		ORDERING NUMBER	ITEM CODE	WT. LBS.
in.	mm	in.	mm			
12	300	10	250	EZP1-UHT212	91226	49.4
18	450	16	400	EZP1-UHT218	91227	55.3
24	600	22	550	EZP1-UHT224	91228	61.2
30	750	28	700	EZP1-UHT230	91229	67.1
36	900	34	850	EZP1-UHT236	91230	73.0
42	1050	40	1000	EZP1-UHT242	91231	78.9
48	1200	46	1150	EZP1-UHT248	91232	84.8
54	1350	52	1300	EZP1-UHT254	91233	90.7
60	1500	58	1450	EZP1-UHT260	91234	96.6
72	1800	70	1750	EZP1-UHT272	91235	102.5

Lead time: 1 working day



EZP1 Ultra High-Temp Precleaner Belt Width Minus 8" (200mm)

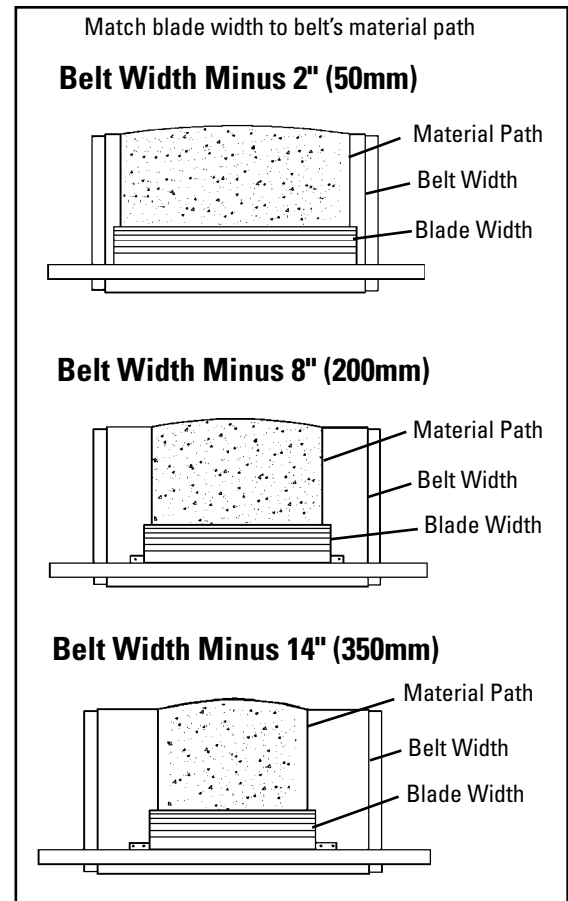
BELT WIDTH		BLADE WIDTH		ORDERING NUMBER	ITEM CODE	WT. LBS.
in.	mm	in.	mm			
18	450	10	250	EZP1-UHT818	91236	51.3
24	600	16	400	EZP1-UHT824	91237	57.2
30	750	22	550	EZP1-UHT830	91238	63.1
36	900	28	700	EZP1-UHT836	91239	69.0
42	1050	34	850	EZP1-UHT842	91240	74.9
48	1200	40	1000	EZP1-UHT848	91241	80.8
54	1350	46	1150	EZP1-UHT854	91242	86.7
60	1500	52	1300	EZP1-UHT860	91243	92.6
72	1800	64	1600	EZP1-UHT872	91244	98.5

Lead time: 1 working day

EZP1 Ultra High-Temp Precleaner Belt Width Minus 14" (350mm)

BELT WIDTH		BLADE WIDTH		ORDERING NUMBER	ITEM CODE	WT. LBS.
in.	mm	in.	mm			
24	600	10	250	EZP1-UHT1424	91245	53.2
30	750	16	400	EZP1-UHT1430	91246	59.1
36	900	22	550	EZP1-UHT1436	91247	65.0
42	1050	28	700	EZP1-UHT1442	91248	70.9
48	1200	34	850	EZP1-UHT1448	91249	76.8
54	1350	40	1000	EZP1-UHT1454	91250	82.7
60	1500	46	1150	EZP1-UHT1460	91251	88.6
72	1800	58	1450	EZP1-UHT1472	91252	94.5

Lead time: 1 working day



Product Notes:

- For optimal cleaning and reduced blade retensioning maintenance, the cleaner blade width should be sized to fit the material path of the belt. The material path is typically 2/3 of the belt width. In most cases a blade size of belt width minus 8" (200mm) may be the best selection.
- Each cleaner can be retrofitted with three replacement blade sizes (belt width minus 2" (50mm), minus 8" (200mm), or minus 14" (350mm)).
- Comes complete with universal mounting plates and tensioner.
- Visual tension check. No guesswork on blade tensioning. Simply measure the spring, check label on tensioner and turn adjusting nut to restore optimal tension.
- Works with mechanical splices. Polyurethane blade glides over splices.
- Compatible with reversing belts.

U.S. Patents No. D482,508S; 9,242,805; D756,060; D747,838

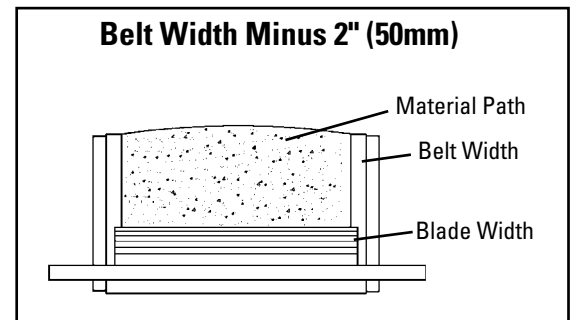
Product Ordering Information

EZP1 Precleaner with White ConShear™ Blade

EZP1 Precleaner - Mild Steel with White ConShear™ Blade Belt Width Minus 2" (50mm)

BELT WIDTH		BLADE WIDTH		ORDERING NUMBER	ITEM CODE	WT. LBS.
in.	mm	in.	mm			
12	300	10	250	EZP1-212W	78934	49.4
18	450	16	400	EZP1-218W	78935	55.3
24	600	22	550	EZP1-224W	78936	61.2
30	750	28	700	EZP1-230W	78937	67.1
36	900	34	850	EZP1-236W	78938	73.0
42	1050	40	1000	EZP1-242W	78939	78.9
48	1200	46	1150	EZP1-248W	78940	84.8
54	1350	52	1300	EZP1-254W	78941	90.7
60	1500	58	1450	EZP1-260W	78942	96.6
72	1800	70	1750	EZP1-272W	78943	99.4

Lead time: 1 working day



Product Notes:

- All ingredients used in polyurethane formulation comply with the relevant requirements of 21 CFR (FDA Code of Federal Regulations) for use in repeated bulk dry food applications.
- Comes complete with universal mounting plates and tensioner.
- Visual tension check. No guesswork on blade tensioning. Simply measure the spring, check label on tensioner and turn adjusting nut to restore optimal tension.
- Works with mechanical splices. Polyurethane blade glides over splices.
- For replacement parts see the EZP1 Parts List on 19.
- Compatible with reversing belts.

U.S. Patents No. D482,508S; 9,242,805; D756,060; D747,838

ConShear™ Replacement Blades

EZP1 Standard Duty Precleaner

Replacement ConShear™ Blades

BLADE WIDTH		ORDERING NUMBER	ITEM CODE	WT. LBS.
in.	mm			
10	250	CRB10	75628	4.6
16	400	CRB16	75629	7.3
22	550	CRB22	75630	10.1
28	700	CRB28	75631	12.8
34	850	CRB34	75632	15.5
40	1000	CRB40	75633	18.3
46	1150	CRB46	75634	21.0
52	1300	CRB52	75635	23.8
58	1450	CRB58	75636	26.5
64	1600	CRB64	75775	29.2
70	1750	CRB70	75773	32.0
76	1900	CRB76	76940	34.7
82	2050	CRB82	76941	37.5

Other blade sizes available upon request.

Lead time: 1 working day

Replacement White ConShear™ Blades (Chemical Resistant/Food Grade) ‡

BLADE WIDTH		ORDERING NUMBER	ITEM CODE	WT. LBS.
in.	mm			
10	250	CRB-W10	78471	4.8
16	400	CRB-W16	78472	7.6
22	550	CRB-W22	78473	10.4
28	700	CRB-W28	78474	13.2
34	850	CRB-W34	78475	16.2
40	1000	CRB-W40	78476	19.1
46	1150	CRB-W46	78477	21.9
52	1300	CRB-W52	78478	24.8
58	1450	CRB-W58	78479	27.6

Lead time: 1 working day

‡ All ingredients used in the polyurethane formulation of this blade comply with the relevant requirements of 21 CFR (FDA Code of Federal Regulations) for use in repeated bulk dry food applications

Product Notes:

- Take blade width and ordering number from the worn blade and use the Replacement Blade Chart.
- For optimal cleaning and reduced blade retensioning maintenance, the cleaner blade width should be sized to fit the material path of the belt. The material path is typically 2/3 of the belt width. In most cases a blade size of belt width minus 8" (200mm) may be the best selection.
- The ConShear™ blade has a faceted profile that renews the cleaning edge as it wears.
- Visual tension check. No guesswork on blade tensioning. Simply measure the spring, check label on tensioner and turn adjusting nut to restore optimal tension.
- ConShear blades are made of a special long-wearing polyurethane.
- A molded-in blade wear line indicates when the blade is worn out and needs to be replaced.
- Blade replacement is quick. Pull one pin, remove the old blade and slide the new one in.

Replacement High Temp ConShear™ Blades

(Color Identification: Yellow)

BLADE WIDTH		ORDERING NUMBER	ITEM CODE	WT. LBS.
in.	mm			
10	250	CRB-HT10	76593	4.8
16	400	CRB-HT16	76594	7.6
22	550	CRB-HT22	76595	10.4
28	700	CRB-HT28	76596	13.2
34	850	CRB-HT34	76597	16.2
40	1000	CRB-HT40	76598	19.1
46	1150	CRB-HT46	76599	21.9
52	1300	CRB-HT52	76600	24.8
58	1450	CRB-HT58	76601	27.6
64	1600	CRB-HT64	76602	30.5
70	1750	CRB-HT70	76603	33.4

Lead time: 1 working day

Replacement Ultra High-Temp ConShear™ Blades

(Color Identification: Red)

BLADE WIDTH		ORDERING NUMBER	ITEM CODE	WT. LBS.
in.	mm			
10	250	CRB-UHT10	91253	4.6
16	400	CRB-UHT16	91254	7.3
22	550	CRB-UHT22	91255	10.1
28	700	CRB-UHT28	91256	12.8
34	850	CRB-UHT34	91257	15.5
40	1000	CRB-UHT40	91258	18.3
46	1150	CRB-UHT46	91259	21.0
52	1300	CRB-UHT52	91260	23.8
58	1450	CRB-UHT58	91261	26.5
64	1600	CRB-UHT64	91262	29.2
70	1750	CRB-UHT70	91263	32.0

Lead time: 1 working day

Blade Width Selection

BELT WIDTH		BELT WIDTH - 2" (50mm)		BELT WIDTH - 8" (200mm)		BELT WIDTH - 14" (350mm)	
in.	mm	in.	mm	in.	mm	in.	mm
12	300	10	250	N/A	N/A	N/A	N/A
18	450	16	400	10	250	N/A	N/A
24	600	22	550	16	400	10	250
30	750	28	700	22	550	16	400
36	900	34	850	28	700	22	550
42	1050	40	1000	34	850	28	700
48	1200	46	1150	40	1000	34	850
54	1350	52	1300	46	1150	40	1000
60	1500	58	1450	52	1300	46	1150
72	1800	70	1600	64	1600	58	1450

U.S. Patents No. D482,508S; 9,242,805; D756,060; D747,838

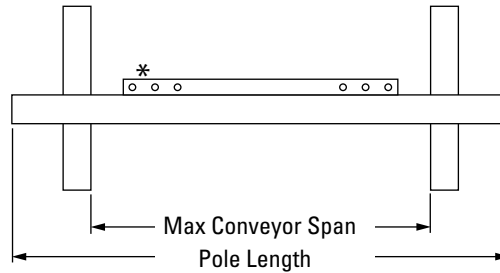
Specifications & Guidelines

EZP1 & EZP1T Standard Duty Precleaners

Pole Length Specifications

CLEANER SIZE		POLE LENGTH		MAXIMUM CONVEYOR SPAN	
in.	mm	in.	mm	in.	mm
12	300	42	1050	37	925
18	450	48	1200	43	1075
24	600	54	1350	49	1225
30	750	60	1500	55	1375
36	900	66	1650	61	1525
42	1050	72	1800	67	1675
48	1200	78	1950	73	1825
54	1350	88	2200	83	2075
60	1500	94	2350	89	2225
72	1800	106	2650	101	2525

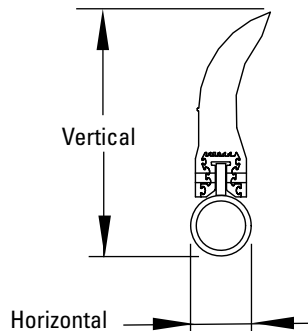
Pole Diameter – 2-3/8" (60mm)



*Each pole size can be used with a blade size either belt width minus 2" (50mm), belt width minus 8" (200mm), or belt width minus 14" (350mm).

Clearance Guidelines for Installation

HORIZONTAL CLEARANCE REQUIRED		VERTICAL CLEARANCE REQUIRED	
in.	mm	in.	mm
4	100	9 1/2	238

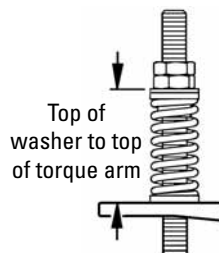


Spring Length Chart

with EST Spring Tensioner

BLADE WIDTH		PURPLE SPRING		SILVER SPRING		BLACK SPRING	
in.	mm	in.	mm	in.	mm	in.	mm
10	250	5 3/4	146	6 1/4	159	N/A	N/A
16	400	5 1/4	133	6	152	N/A	N/A
22	550	4 3/4	121	5 7/8	149	N/A	N/A
28	700	4 1/4	108	5 5/8	143	N/A	N/A
34	850	N/A	N/A	5 3/8	137	5 5/8	143
40	1000	N/A	N/A	5 1/8	130	5 1/2	140
46	1150	N/A	N/A	5	127	5 1/4	133
52	1300	N/A	N/A	4 3/4	121	5 1/8	130
58	1450	N/A	N/A	N/A	N/A	5	127
64	1600	N/A	N/A	N/A	N/A	4 3/4	121
70	1750	N/A	N/A	N/A	N/A	4 5/8	117

Shading indicates preferred spring option



Twist Tensioner Chart

BLADE WIDTH		STANDARD	HEAVY DUTY
in.	mm		
10"	250	8	6
16"	400	13	9
22"	550	18	12
28"	700	23	16
34"	850	27	19
40"	1000	32	23
46"	1150	37	26
52"	1300	N/A	29
58"	1450	N/A	33
64"	1600	N/A	36
70"	1750	N/A	40

U.S. Patents No. D482,508S; 9,242,805; D756,060; D747,838

Specifications & Guidelines

EZP1 & EZP1T Standard Duty Precleaners

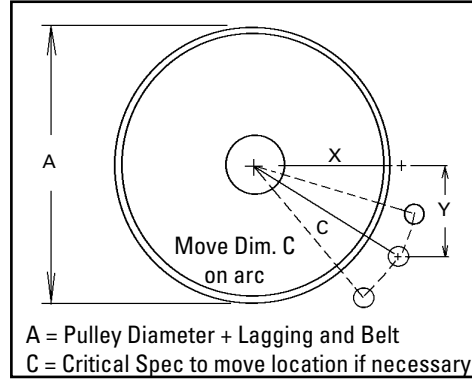
Pole Location Chart IMPERIAL

A	X	Y	C
10	3	9	9 1/2
11	3 3/4	9	9 3/4
12	4 3/8	9	10
13	5 3/8	9	10 1/2
14	5 7/8	9	10 3/4
15	6 3/8	9	11 1/4
16	7 1/8	9	11 1/2
17	7 7/8	9	12
18	8 1/4	9	12 1/4
19	9	9	12 3/4
20	9 3/8	9	13
21	10	9	13 1/2
22	10 3/4	9	14
23	11 3/8	9	14 1/2
24	12	9	15
25	12 5/8	9	15 1/2
26	13 1/4	9	16
27	13 7/8	9	16 1/2
28	14 3/8	9	17
29	15	9	17 1/2
30	15 5/8	9	18
31	16 1/8	9	18 1/2
32	16 3/4	9	19
33	17 1/4	9	19 1/2
34	17 7/8	9	20
35	18 3/8	9	20 1/2
36	19	9	21

Pole Location Chart METRIC

A	X	Y	C
250	74	230	242
275	92	230	248
300	108	230	254
325	131	230	265
350	146	230	273
375	166	230	284
400	179	230	291
425	195	230	301
450	207	230	309
475	223	230	320
500	235	230	329
525	249	230	339
550	266	230	352
575	283	230	365
600	299	230	377
625	314	230	390
650	330	230	402
675	346	230	415
700	360	230	427
725	374	230	439
750	389	230	452
775	403	230	464
800	417	230	477
825	432	230	489
850	446	230	501
875	460	230	514
900	474	230	526

Pole Location Specs



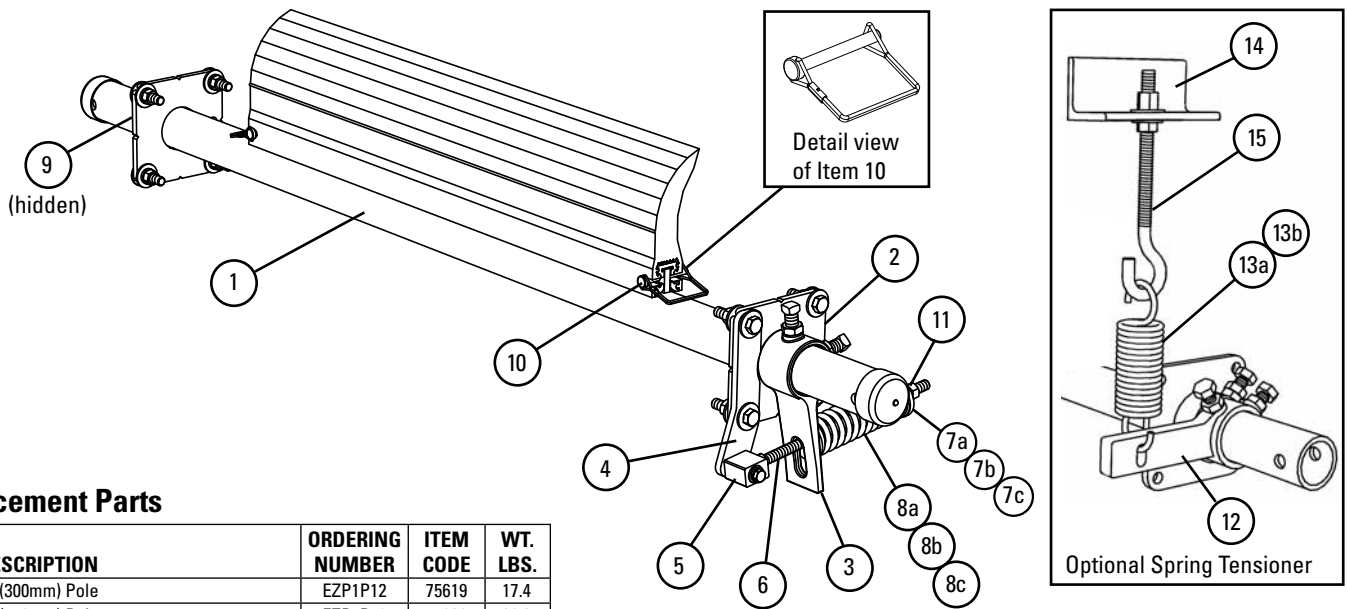
Specifications:

- Maximum Belt Speed 700 FPM (3.5M/sec)
- Temperature Rating (ConShear, ConShear White) -30°F to 180°F (-35°C to 82°C)
- Temperature Rating (ConShear High Temp) Up to 275°F (135°C) with spikes to 325°F (164°C)
- Temperature Rating (ConShear Ultra High-Temp) Up to 400°F (200°C) with spikes to 450°F (232°C)
- Minimum Pulley Diameter 10" (250mm)
- Blade Height 7-1/4" (185mm)
- Usable Blade Wear Length 4" (100mm)
- Blade Material Polyurethane (proprietary blend for abrasion resistance and long wear)
- Available for Belt Widths 12" to 72" (300 to 1800mm)
- CEMA Cleaner Rating Class 2

U.S. Patents No. D482,508S; 9,242,805; D756,060; D747,838

Replacement Parts List

EZP1 Standard Duty Precleaner



Replacement Parts

REF	DESCRIPTION	ORDERING NUMBER	ITEM CODE	WT. LBS.
1	12" (300mm) Pole	EZP1P12	75619	17.4
	18" (450mm) Pole	EZP1P18	75620	20.3
	24" (600mm) Pole	EZP1P24	75621	22.7
	30" (750mm) Pole	EZP1P30	75622	26.5
	36" (900mm) Pole	EZP1P36	75623	30.4
	42" (1050mm) Pole	EZP1P42	75624	32.7
	48" (1200mm) Pole	EZP1P48	75625	35.3
	54" (1350mm) Pole	EZP1P54	75626	39.2
	60" (1500mm) Pole	EZP1P60	75627	43.3
72" (1800mm) Pole	EZP1P72	75772	48.2	
2	Mounting Plate Kit* (2 ea.)	EZP1MPK	75637	7.7
3	Torque Arm Kit* (1 ea.)	ESTAK-EST	76406	3.6
4	Pivot Shaft Bracket Kit* (1 ea.)	ESPSBK	76407	1.8
5	Pivot Block Kit*	ESPBK	76408	0.7
6	Pivot Rod Kit*	ESPRK	76409	1.2
7a	Bushing Kit - Purple and Silver (includes 2 bushings)	ESBK-PS	76410	0.1
7b	Bushing Kit - Black (includes 2 bushings)	ESBK-B	76411	0.1
7c	EST Bushing Kit (for Ultra High-Temp EZP1) (includes 2 bushings)	ESBK-ATEX	90264	0.1
8a	Tension Spring - Purple	QMTS-P	75845	1.0
8b	Tension Spring - Silver	ESS-S	76412	1.2
8c	Tension Spring - Black	ESS-B	76413	1.4
9	Pole Lock* (1 ea.)	EZP1PL	75641	1.1
-	EST Tensioner - Purple* for blade widths 12" - 28" (300 - 700mm) (includes 1 each items 3, 4, 5, 6, 7a & 8a)	EST-P	76403	7.7
-	EST Tensioner - Silver* for blade widths 34" - 52" (850 - 1300mm) (includes 1 each items 3, 4, 5, 6, 7a & 8b)	EST-S	76404	7.9
-	EST Tensioner - Black* for blade widths 58" - 70" (1450 - 1750mm) (includes 1 each items 3, 4, 5, 6, 7b & 8c)	EST-B	76405	8.1
-	EST Ultra High Temp Tensioner - Purple* for blade widths 10" - 28" (250-700mm) (includes 1 each items 3, 4, 5, 6, 7c & 8a)	EST-A-P	90814	7.7
-	EST Ultra High Temp Tensioner - Silver* for blade widths 34"-52" (850-1300mm) (includes 1 each items 3, 4, 5, 6, 7c & 8b)	EST-A-S	90815	7.9
-	EST Ultra High Temp Tensioner - Black* for blade widths 58"-70" (1450-1750mm) (includes 1 each items 3, 4, 5, 6, 7c & 8c)	EST-A-B	90816	8.1
10	Blade Pin (1 ea.)	EZP1BP	75642	0.1
11	Jam Nut Kit, EST Tensioner	JNK-A	79891	0.3

*Hardware Included
Lead time: 1 working day

Optional Spring Tensioner & Parts

REF	DESCRIPTION	ORDERING NUMBER	ITEM CODE	WT. LBS.
12	Tension Arm Kit* (1 ea.)	HAR-K	78786	6.0
13a	Tension Spring (1 ea.) for sizes 12" - 30" (300 - 750mm)	STTS	74419	1.4
13b	HD Tension Spring (1 ea.) for sizes 36" - 72" (900 - 1800mm)	HDTTS	74502	2.0
14	Spring Tension J-Bolt Mount (1 ea.)	STJM	74775	3.0
15	J-Bolt Kit* (1 ea.)	STJK	74417	0.7
-	Optional Spring Tensioner Kit* for sizes 12" - 30" (300 - 750mm)	EZP10TK1	76418	11.2
-	Optional Spring Tensioner Kit* for sizes 36" - 72" (900 - 1800mm)	EZP10TK2	76419	11.8

* Hardware Included
Lead time: 1 working day

Spring Tensioner Selection Chart

CLEANER BLADE WIDTH	76403 EST-P	76404 EST-S	76405 EST-B
ConShear 12" - 28" (300 - 700mm)	X		
ConShear 34" - 52" (850 - 1300mm)		X	
ConShear 58" - 70" (1450 - 1750mm)			X

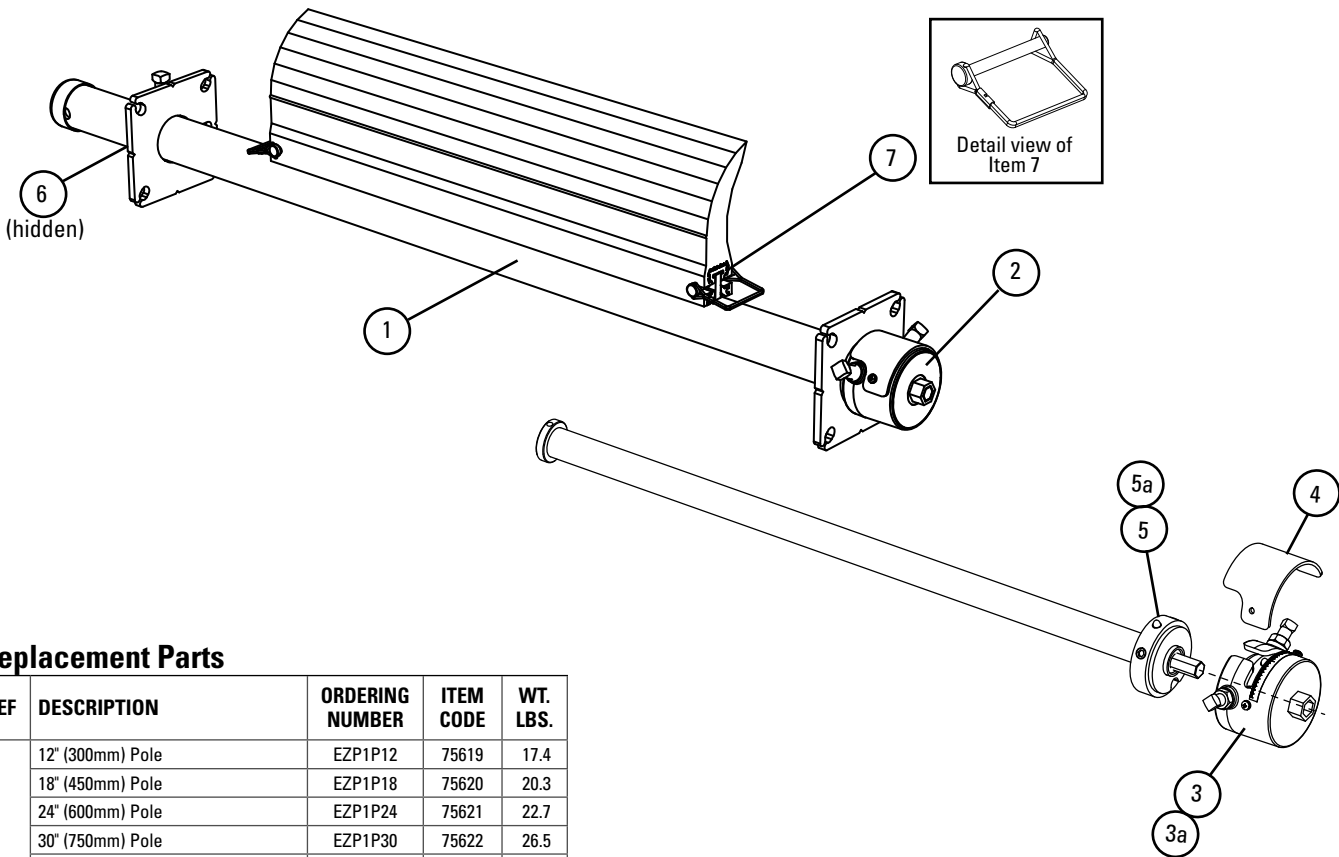
Spring Tensioner Selection Chart - EZP1 UHT Only

CLEANER BLADE WIDTH	90814 EST-A-P	90815 EST-A-S	90816 EST-A-B
UHT ConShear 10"-28" (250-700mm)	X		
UHT ConShear 34"-52" (850-1300mm)		X	
UHT ConShear 58"-70" (1450-1750mm)			X

U.S. Patents No. D482,508S; 9,242,805; D756,060; D747,838

Replacement Parts List

EZP1T Twist Tensioner Precleaner



Replacement Parts

REF	DESCRIPTION	ORDERING NUMBER	ITEM CODE	WT. LBS.
1	12" (300mm) Pole	EZP1P12	75619	17.4
	18" (450mm) Pole	EZP1P18	75620	20.3
	24" (600mm) Pole	EZP1P24	75621	22.7
	30" (750mm) Pole	EZP1P30	75622	26.5
	36" (900mm) Pole	EZP1P36	75623	30.4
	42" (1050mm) Pole	EZP1P42	75624	32.7
	48" (1200mm) Pole	EZP1P48	75625	35.3
	54" (1350mm) Pole	EZP1P54	75626	39.2
	60" (1500mm) Pole	EZP1P60	75627	43.3
	72" (1800mm) Pole	EZP1P72	75772	48.2
2	Torsion Mounting Plate Kit* (2 ea.)	EZPTMPK	78507	8.7
3	Torsion Cap Kit* (1 ea.) (includes 1 ea. Item 4)	EZPTCK	78508	3.2
3a	Torsion Cap Kit HD* (1 ea.) (includes 1 ea. Item 4)	EZPTCKHD	78509	3.2
4	Torsion Shield	EZPTSR	78510	.1
5	Torsion Spring Kit	EZPTSK	78511	6.0
5a	Torsion Spring Kit HD	EZPTSKHD	78512	8.5
6	Pole Lock* (1 ea.)	EZP1PL	75641	1.1
-	Torsion Bar Tensioner for blade widths 12" - 48" (300 - 1200mm) (includes 1 each items 3, 4, & 5)	EZPTBT	77384	17.4
-	Torsion Bar Tensioner HD for blade widths 54" - 72" (1350 - 1800mm) (includes 1 each items 3a, 4, & 5a)	EZPTBTHD	77385	20.0
7	Blade Pin (1 ea.)	EZP1BP	75642	0.1

*Hardware Included
Lead time: 1 working day

Torsion Bar Tensioner Selection Chart

CLEANER BLADE WIDTH	77384 EZPTBT	77385 EZPTBTHD
ConShear 12" - 48" (300 - 1200mm)	X	
ConShear 54" - 72" (1350 - 1800mm)		X

U.S. Patents No. D482,508S; 9,242,805; D756,060; D747,838

Product Ordering Information

EZP1 Stainless Steel Precleaner with White ConShear™ Blade



EZP1 Stainless Steel Precleaner with White ConShear Blade Belt Width Minus 2" (50mm)

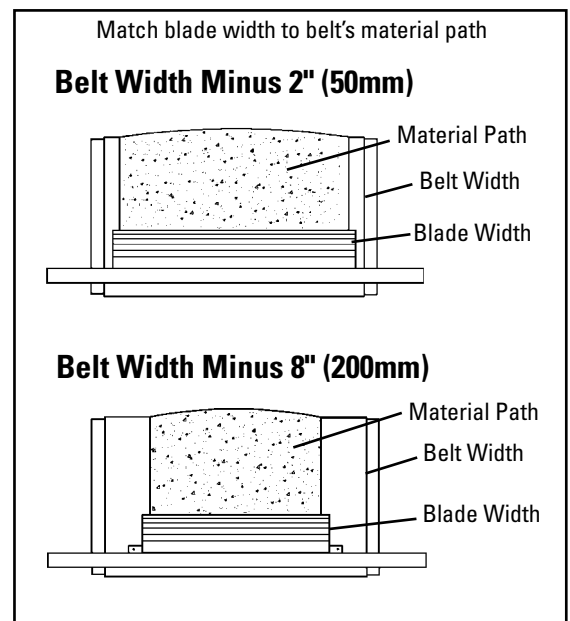
BELT WIDTH		BLADE WIDTH		ORDERING NUMBER	ITEM CODE	WT. LBS.
in.	mm	in.	mm			
12	300	10	250	CFG-212	78838	49.4
18	450	16	400	CFG-218	78839	55.3
24	600	22	550	CFG-224	78840	61.2
30	750	28	700	CFG-230	78841	67.1
36	900	34	850	CFG-236	78842	73.0
42	1050	40	1000	CFG-242	78843	78.9
48	1200	46	1150	CFG-248	78844	84.8
54	1350	52	1300	CFG-254	78845	90.7
60	1500	58	1450	CFG-260	78846	96.6

Lead time: 1 working day

EZP1 Stainless Steel Precleaner with White ConShear Blade Belt Width Minus 8" (200mm)

BELT WIDTH		BLADE WIDTH		ORDERING NUMBER	ITEM CODE	WT. LBS.
in.	mm	in.	mm			
12	300	–	–	N/A	N/A	–
18	450	10	250	CFG-818	78924	51.3
24	600	16	400	CFG-824	78925	57.2
30	750	22	550	CFG-830	78926	63.1
36	900	28	700	CFG-836	78927	69.0
42	1050	34	850	CFG-842	78928	74.9
48	1200	40	1000	CFG-848	78929	80.8
54	1350	46	1150	CFG-854	78930	86.7
60	1500	52	1300	CFG-860	78931	92.6

Lead time: 1 working day




Product Notes:

- White food-grade ConShear Precleaner is chemical resistant and all ingredients used in polyurethane formulation comply with the relevant requirements of 21 CFR (FDA Code of Federal Regulations) for use in repeated bulk dry food applications.
- For optimal cleaning and reduced blade retensioning maintenance, the cleaner blade width should be sized to fit the material path of the belt. The material path is typically 2/3 of the belt width. In most cases a blade size of belt width minus 8" (200mm) may be the best selection.
- Each cleaner can be retrofitted with three replacement blade sizes (belt width minus 2" (50mm), minus 8" (200mm), or minus 14" (350mm)).
- Comes complete with universal mounting plates and tensioner.
- Visual tension check. No guesswork on blade tensioning. Simply measure the spring, check label on tensioner and turn adjusting nut to restore optimal tension.
- Works with mechanical splices. Polyurethane blade glides over splices.
- Compatible with reversing belts.
- For replacement parts see the EZP1 SS Parts List on 24.
- For applications requiring longer pole lengths, go to the minus 8" (200mm) chart and select the cleaner one belt width size larger. This will provide a pole 6" (150mm) longer and a blade size of belt width minus 2" (50mm).

U.S. Patents No. D482,508S; 9,242,805; D756,060; D747,838

ConShear™ Replacement Blades

EZP1 Standard Duty Precleaner



Blade Width Selection

BELT WIDTH		BELT WIDTH - 2" (50mm)		BELT WIDTH - 8" (200mm)		BELT WIDTH - 14" (350mm)	
in.	mm	in.	mm	in.	mm	in.	mm
12	300	10	250	N/A	N/A	N/A	N/A
18	450	16	400	10	250	N/A	N/A
24	600	22	550	16	400	10	250
30	750	28	700	22	550	16	400
36	900	34	850	28	700	22	550
42	1050	40	1000	34	850	28	700
48	1200	46	1150	40	1000	34	850
54	1350	52	1300	46	1150	40	1000
60	1500	58	1450	52	1300	46	1150
72	1800	70	1600	64	1600	58	1450

Replacement ConShear™ Blades

BLADE WIDTH		ORDERING NUMBER	ITEM CODE	WT. LBS.
in.	mm			
10	250	CRB10	75628	4.6
16	400	CRB16	75629	7.3
22	550	CRB22	75630	10.1
28	700	CRB28	75631	12.8
34	850	CRB34	75632	15.5
40	1000	CRB40	75633	18.3
46	1150	CRB46	75634	21.0
52	1300	CRB52	75635	23.8
58	1450	CRB58	75636	26.5
64	1600	CRB64	75775	29.2
70	1750	CRB70	75773	32.0
76	1900	CRB76	76940	34.7
82	2050	CRB82	76941	37.5

Other blade sizes available upon request.
Lead time: 1 working day

Replacement White ConShear™ Blades (Chemical Resistant/Food Grade) ‡

BLADE WIDTH		ORDERING NUMBER	ITEM CODE	WT. LBS.
in.	mm			
10	250	CRB-W10	78471	4.8
16	400	CRB-W16	78472	7.6
22	550	CRB-W22	78473	10.4
28	700	CRB-W28	78474	13.2
34	850	CRB-W34	78475	16.2
40	1000	CRB-W40	78476	19.1
46	1150	CRB-W46	78477	21.9
52	1300	CRB-W52	78478	24.8
58	1450	CRB-W58	78479	27.6

Lead time: 1 working day

‡ All ingredients used in the polyurethane formulation of this blade comply with the relevant requirements of 21 CFR (FDA Code of Federal Regulations) for use in repeated bulk dry food applications

Replacement High Temp ConShear™ Blades

(Color Identification: Yellow)

BLADE WIDTH		ORDERING NUMBER	ITEM CODE	WT. LBS.
in.	mm			
10	250	CRB-HT10	76593	4.8
16	400	CRB-HT16	76594	7.6
22	550	CRB-HT22	76595	10.4
28	700	CRB-HT28	76596	13.2
34	850	CRB-HT34	76597	16.2
40	1000	CRB-HT40	76598	19.1
46	1150	CRB-HT46	76599	21.9
52	1300	CRB-HT52	76600	24.8
58	1450	CRB-HT58	76601	27.6
64	1600	CRB-HT64	76602	30.5
70	1750	CRB-HT70	76603	33.4

Lead time: 1 working day

Product Notes:

- Take blade width and ordering number from the worn blade and use the Replacement Blade Chart.
- For optimal cleaning and reduced blade retensioning maintenance, the cleaner blade width should be sized to fit the material path of the belt. The material path is typically 2/3 of the belt width. In most cases a blade size of belt width minus 8" (200mm) may be the best selection.
- The ConShear™ blade has a faceted profile that renews the cleaning edge as it wears.
- Visual tension check. No guesswork on blade tensioning. Simply measure the spring, check label on tensioner and turn adjusting nut to restore optimal tension.
- ConShear blades are made of a special long-wearing polyurethane.
- A molded-in blade wear line indicates when the blade is worn out and needs to be replaced.
- Blade replacement is quick. Pull one pin, remove the old blade and slide the new one in.
- For replacement parts see the EZP1SS Parts List on 24.

U.S. Patents No. D482,508S; 9,242,805; D756,060; D747,838

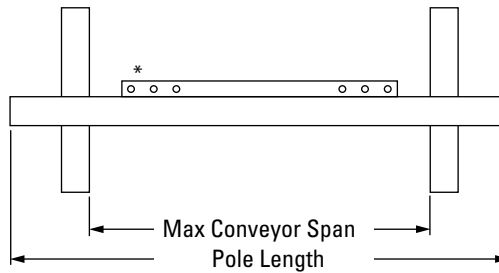
Specifications & Guidelines

EZP1 Stainless Steel Precleaner with White ConShear™ Blade

Pole Length Specifications

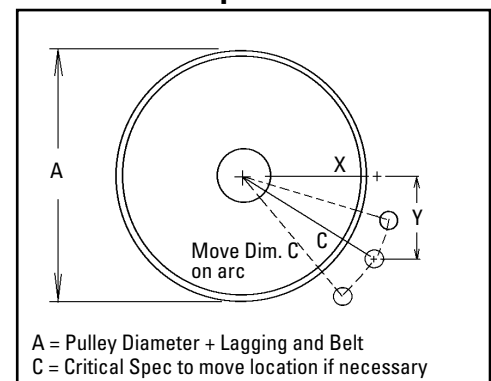
CLEANER SIZE		POLE LENGTH		MAXIMUM CONVEYOR SPAN	
in.	mm	in.	mm	in.	mm
12	300	42	1050	37	925
18	450	48	1200	43	1075
24	600	54	1350	49	1225
30	750	60	1500	55	1375
36	900	66	1650	61	1525
42	1050	72	1800	67	1675
48	1200	78	1950	73	1825
54	1350	88	2200	83	2075
60	1500	94	2350	89	2225

Pole Diameter – 2-3/8" (60mm)



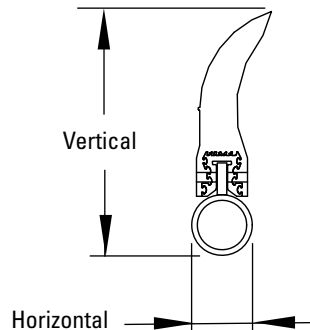
*Each pole size can be used with a blade size either belt width minus 2" (50mm), belt width minus 8" (200mm), or belt width minus 14" (350mm).

Pole Location Specs



Clearance Guidelines For Installation

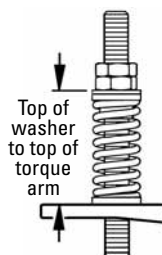
HORIZONTAL CLEARANCE REQUIRED		VERTICAL CLEARANCE REQUIRED	
in.	mm	in.	mm
4	100	9 1/2	238



Spring Length Chart

BLADE WIDTH		PURPLE SPRING		WHITE SPRING		GOLD SPRING	
in.	mm	in.	mm	in.	mm	in.	mm
10	250	5 5/8	143	6 3/8	162	N/A	N/A
16	400	5	127	6 1/8	156	N/A	N/A
22	550	4 3/8	111	6	152	N/A	N/A
28	700	3 7/8	98	5 7/8	149	N/A	N/A
34	850	N/A	N/A	5 5/8	143	6 1/8	156
40	1000	N/A	N/A	5 1/2	140	6	152
46	1150	N/A	N/A	5 1/4	133	5 7/8	149
52	1300	N/A	N/A	5 1/8	130	5 7/8	149
58	1450	N/A	N/A	5	127	5 3/4	146
64	1600	N/A	N/A	4 3/4	121	5 5/8	143

Shading indicates preferred spring option



Pole Location Chart IMPERIAL

A	X	Y	C
10	3	9	9 1/2
11	3 3/4	9	9 3/4
12	4 3/8	9	10
13	5 3/8	9	10 1/2
14	5 7/8	9	10 3/4
15	6 3/8	9	11 1/4
16	7 1/8	9	11 1/2
17	7 7/8	9	12
18	8 1/4	9	12 1/4
19	9	9	12 3/4
20	9 3/8	9	13
21	10	9	13 1/2
22	10 3/4	9	14
23	11 3/8	9	14 1/2
24	12	9	15
25	12 5/8	9	15 1/2
26	13 1/4	9	16
27	13 7/8	9	16 1/2
28	14 3/8	9	17
29	15	9	17 1/2
30	15 5/8	9	18
31	16 1/8	9	18 1/2
32	16 3/4	9	19
33	17 1/4	9	19 1/2
34	17 7/8	9	20
35	18 3/8	9	20 1/2
36	19	9	21

Pole Location Chart METRIC

A	X	Y	C
250	74	230	242
275	92	230	248
300	108	230	254
325	131	230	265
350	146	230	273
375	166	230	284
400	179	230	291
425	195	230	301
450	207	230	309
475	223	230	320
500	235	230	329
525	249	230	339
550	266	230	352
575	283	230	365
600	299	230	377
625	314	230	390
650	330	230	402
675	346	230	415
700	360	230	427
725	374	230	439
775	389	230	452
775	403	230	464
825	417	230	477
825	432	230	489
850	446	230	501
875	460	230	514
900	474	230	526

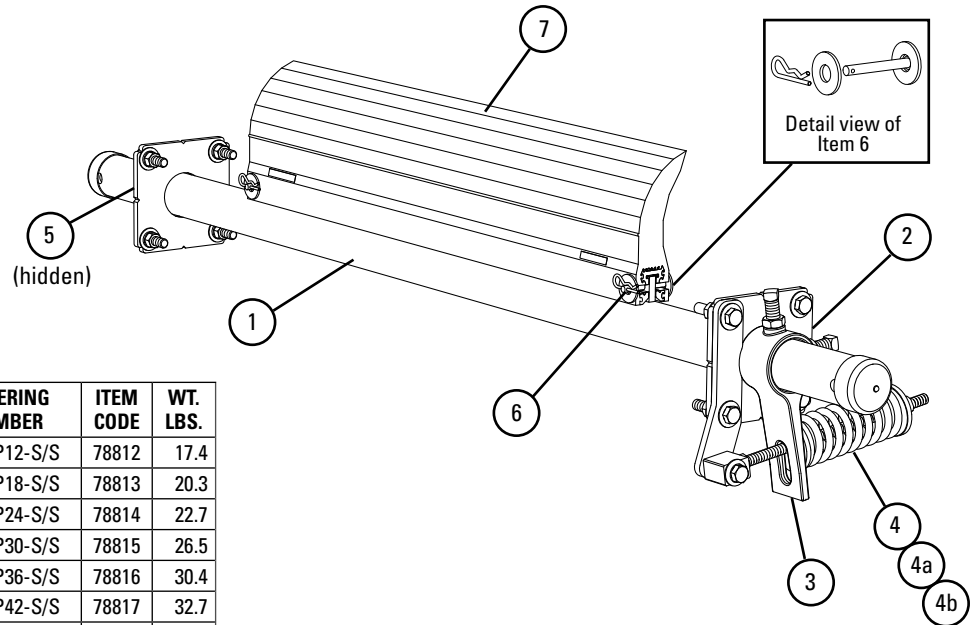
Specifications:

- Maximum Belt Speed700 FPM (3.5M/sec)
- Temperature Rating-30°F to 180°F (-35°C to 82°C)
- Minimum Pulley Diameter.....10" (250mm)
- Blade Height.....7-1/4" (185mm)
- Usable Blade Wear Length.....4" (100mm)
- Blade MaterialPolyurethane (chemical resistant/ food grade)
- Available for Belt Widths12" to 60" (300 to 1500mm)
- CEMA Cleaner RatingClass 2

U.S. Patents No. D482,508S; 9,242,805; D756,060; D747,838

Replacement Parts List

EZP1 Stainless Steel Precleaner with White ConShear™ Blade



Replacement Parts

REF	DESCRIPTION	ORDERING NUMBER	ITEM CODE	WT. LBS.
1	12" (300mm) SS Pole	EZP1P12-S/S	78812	17.4
	18" (450mm) SS Pole	EZP1P18-S/S	78813	20.3
	24" (600mm) SS Pole	EZP1P24-S/S	78814	22.7
	30" (750mm) SS Pole	EZP1P30-S/S	78815	26.5
	36" (900mm) SS Pole	EZP1P36-S/S	78816	30.4
	42" (1050mm) SS Pole	EZP1P42-S/S	78817	32.7
	48" (1200mm) SS Pole	EZP1P48-S/S	78818	35.3
	54" (1350mm) SS Pole	EZP1P54-S/S	78819	39.2
	60" (1500mm) SS Pole	EZP1P60-S/S	78820	43.3
	72" (1800mm) SS Pole	EZP1P72-S/S	78821	48.2
2	SS Mounting Plate Kit* (2 ea.)	EZP1MPK-S/S	78923	7.7
3	SS Torque Arm Kit* (1 ea.)	ESTAK-EST-S/S	78849	3.6
4	SS Tension Spring - Purple	QMTS-P-S/S	77450	1.0
4a	SS Tension Spring - White	QMTS-W-S/S	77451	1.2
4b	SS Tension Spring - Gold	QMTS-G-S/S	77452	1.4
5	SS Pole Lock* (1 ea.)	EZP1PL-S/S	78848	1.1
-	SS EST Tensioner - Purple* for blade widths 12" - 28" (300 - 700mm) (includes 1 each items 2, 3, 4)	EST-P-S/S	78808	7.7
-	SS EST Tensioner - White* for blade widths 34" - 52" (850 - 1300mm) (includes 1 each items 2, 3, 4a)	EST-W-S/S	78809	7.9
-	SS EST Tensioner - Gold* for blade widths 58" - 70" (1450 - 1750mm) (includes 1 each items 2, 3, 4b)	EST-G-S/S	78810	8.1
6	Blade Pin (1 ea.)	MSPBPK-S/S	77583	0.1

*Hardware Included
Lead time: 1 working day

Spring Tensioner Selection Chart

Cleaner Blade Width	78808 EST-P-S/S	78809 EST-W-S/S	78810 EST-G-S/S
ConShear 12" - 28" (300 - 700mm)	X		
ConShear 34" - 52" (850 - 1300mm)		X	
ConShear 58" - 70" (1450 - 1750mm)			X

For best results use Flexco Genuine Replacement Blades and Parts.

U.S. Patents No. D482,508S; 9,242,805; D756,060; D747,838

Product Ordering Information

EZP-LS Limited Space Precleaner



EZP-LS Precleaner Belt Width Minus 2" (50mm)

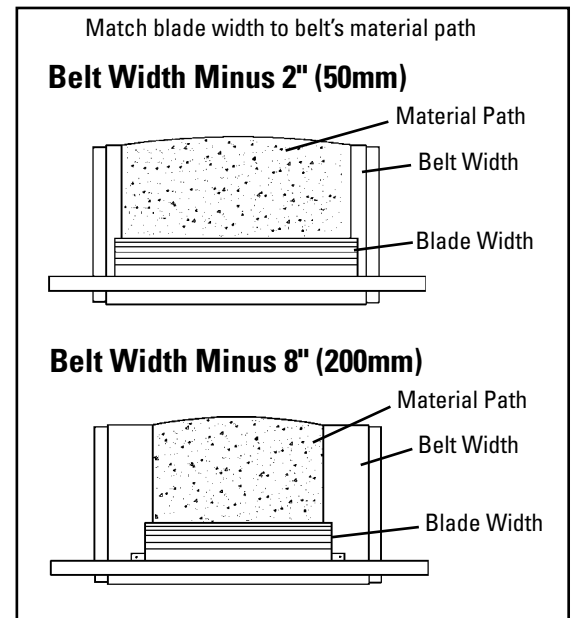
BELT WIDTH		BLADE WIDTH		ORDERING NUMBER	ITEM CODE	WT. LBS.
in.	mm	in.	mm			
12	300	10	250	EZP-LS212	77127	24.8
18	450	16	400	EZP-LS218	77128	28.2
24	600	22	550	EZP-LS224	77129	31.7
30	750	28	700	EZP-LS230	77130	35.1
36	900	34	850	EZP-LS236	77131	38.6
42	1050	40	1000	EZP-LS242	77132	42.0
48	1200	46	1150	EZP-LS248	77133	45.5
54	1350	52	1300	EZP-LS254	77134	48.9
60	1500	58	1450	EZP-LS260	77135	52.5

Lead time: 1 working day

EZP-LS Precleaner Belt Width Minus 8" (200mm)

BELT WIDTH		BLADE WIDTH		ORDERING NUMBER	ITEM CODE	WT. LBS.
in.	mm	in.	mm			
18	450	10	250	EZP-LS818	77136	27.0
24	600	16	400	EZP-LS824	77137	30.4
30	750	22	550	EZP-LS830	77138	33.9
36	900	28	700	EZP-LS836	77139	37.3
42	1050	34	850	EZP-LS842	77140	40.8
48	1200	40	1000	EZP-LS848	77141	44.2
54	1350	46	1150	EZP-LS854	77142	47.7
60	1500	52	1300	EZP-LS860	77143	51.2

Lead time: 1 working day



Product Notes:

- For optimal cleaning and reduced blade retensioning maintenance, the cleaner blade width should be sized to fit the material path of the belt. The material path is typically 2/3 of the belt width.
- Each cleaner can be retrofitted with three replacement blade sizes (belt width minus 2" (50mm), minus 8" (200mm), or minus 14" (350mm).
- Comes complete with universal mounting plates and tensioner.
- Visual tension check. No guesswork on blade tensioning. Simply measure the spring, check label on tensioner and turn adjusting nut to restore optimal tension.
- Visual blade wear check. Tensioner has built-in gauge to monitor blade wear.
- Works with mechanical splices. Polyurethane blade glides over splices.
- Compatible with reversing belts.
- For replacement parts see the EZP-LS Parts List on 29.
- For applications requiring longer pole lengths, go to the minus 8" (200mm) chart and select the cleaner one belt width size larger. This will provide a pole 6" (150mm) longer and a blade size of belt width minus 2" (50mm).

U.S. Patents No. D482,508S; 9,242,805; D756,060; D747,838

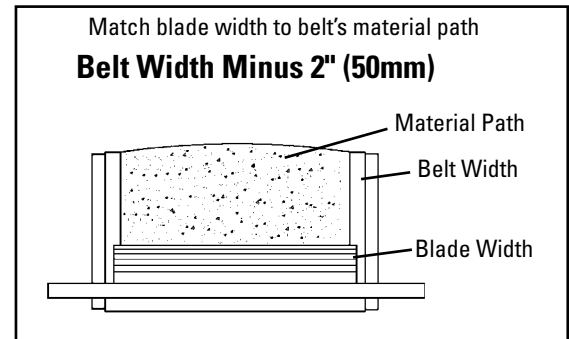
Product Ordering Information

High Temp EZP-LS Limited Space Precleaner

EZP-LS High-Temp Precleaner Belt Width Minus 2" (50mm)

BELT WIDTH		BLADE WIDTH		ORDERING NUMBER	ITEM CODE	WT. LBS.
in.	mm	in.	mm			
12	300	10	250	EZP-LS212HT	77746	24.8
18	450	16	400	EZP-LS218HT	77747	28.2
24	600	22	550	EZP-LS224HT	77748	31.7
30	750	28	700	EZP-LS230HT	77749	35.1
36	900	34	850	EZP-LS236HT	77750	38.6
42	1050	40	1000	EZP-LS242HT	77751	42.0
48	1200	46	1150	EZP-LS248HT	77752	45.5
54	1350	52	1300	EZP-LS254HT	77753	48.9
60	1500	58	1450	EZP-LS260HT	77754	52.5

Lead time: 1 working day



Product Notes:

- The high-temp ConShear LS works in temperatures up to 275°F (135°C) with spikes to 325°F (164°C).
- Each cleaner can be retrofitted with three replacement blade sizes (belt width minus 2" (50mm), minus 8" (200mm), or minus 14" (350mm).
- Comes complete with universal mounting plates and tensioner.
- Visual tension check. No guesswork on blade tensioning. Simply measure the spring, check label on tensioner and turn adjusting nut to restore optimal tension.
- Visual blade wear check. Tensioner has built-in gauge to monitor blade wear.
- Works with mechanical splices. Polyurethane blade glides over splices.
- Compatible with reversing belts.
- For replacement parts see the EZP-LS Parts List on 29.

U.S. Patents No. D482,508S; 9,242,805; D756,060; D747,838

ConShear™ LS Replacement Blades

EZP-LS
Limited Space Precleaner



Blade Width Selection

BELT WIDTH		BELT WIDTH - 2" (50mm)		BELT WIDTH - 8" (200mm)		BELT WIDTH - 14" (350mm)	
in.	mm	in.	mm	in.	mm	in.	mm
12	300	10	250	N/A	N/A	N/A	N/A
18	450	16	400	10	250	N/A	N/A
24	600	22	550	16	400	10	250
30	750	28	700	22	550	16	400
36	900	34	850	28	700	22	550
42	1050	40	1000	34	850	28	700
48	1200	46	1150	40	1000	34	850
54	1350	52	1300	46	1150	40	1000
60	1500	58	1450	52	1300	46	1150

Replacement ConShear™-LS Blades

BLADE WIDTH		ORDERING NUMBER	ITEM CODE	WT. LBS.
in.	mm			
10	250	CRB-LS10	77088	2.1
16	400	CRB-LS16	77089	3.3
22	550	CRB-LS22	77090	4.6
28	700	CRB-LS28	77091	5.8
34	850	CRB-LS34	77092	7.1
40	1000	CRB-LS40	77093	8.3
46	1150	CRB-LS46	77094	9.6
52	1300	CRB-LS52	77095	10.8
58	1450	CRB-LS58	77096	12.1

Other blade sizes available upon request.
Lead time: 1 working day

Replacement ConShear™-LS High-Temp Blades

BLADE WIDTH		ORDERING NUMBER	ITEM CODE	WT. LBS.
in.	mm			
10	250	CRB-LS10HT	77551	2.1
16	400	CRB-LS16HT	77552	3.3
22	550	CRB-LS22HT	77553	4.6
28	700	CRB-LS28HT	77554	5.8
34	850	CRB-LS34HT	77555	7.1
40	1000	CRB-LS40HT	77556	8.3
46	1150	CRB-LS46HT	77557	9.6
52	1300	CRB-LS52HT	77558	10.8
58	1450	CRB-LS58HT	77559	12.1

Other blade sizes available upon request.
Lead time: 1 working day

Replacement ConShear™-LS White Blades (Chemical Resistant/Food Grade) ‡

BLADE WIDTH		ORDERING NUMBER	ITEM CODE	WT. LBS.
in.	mm			
10	250	CRB-LS10W	77097	2.1
16	400	CRB-LS16W	77098	3.3
22	550	CRB-LS22W	77099	4.6
28	700	CRB-LS28W	77100	5.8
34	850	CRB-LS34W	77101	7.1
40	1000	CRB-LS40W	77102	8.3
46	1150	CRB-LS46W	77103	9.6
52	1300	CRB-LS52W	77104	10.8
58	1450	CRB-LS58W	77105	12.1

Other blade sizes available upon request.
Lead time: 1 working day

‡ All ingredients used in the polyurethane formulation of this blade comply with the relevant requirements of 21 CFR (FDA Code of Federal Regulations) for use in repeated bulk dry food applications

Product Notes:

- Take blade width and ordering number from the worn blade and use the Replacement Blade Chart.
- For optimal cleaning and reduced blade retensioning maintenance, the cleaner blade width should be sized to fit the material path of the belt. The material path is typically 2/3 of the belt width.
- The ConShear™ blade has a faceted profile that renews the cleaning edge as it wears.
- Visual tension check. No guesswork on blade tensioning. Simply measure the spring, check label on tensioner and turn adjusting nut to restore optimal tension.
- ConShear blades are made of a special long-wearing polyurethane.
- A molded-in blade wear line indicates when the blade is worn out and needs to be replaced.
- Blade replacement is quick. Pull one pin, remove the old blade and slide the new one in.

U.S. Patents No. D482,508S; 9,242,805; D756,060; D747,838

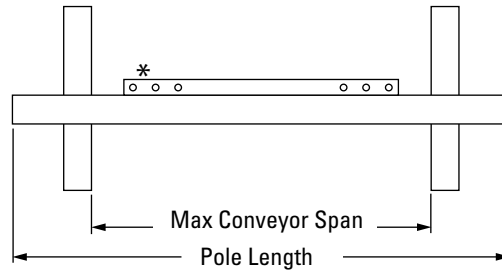
Specifications & Guidelines

EZP-LS Limited Space Precleaner

Pole Length Specifications

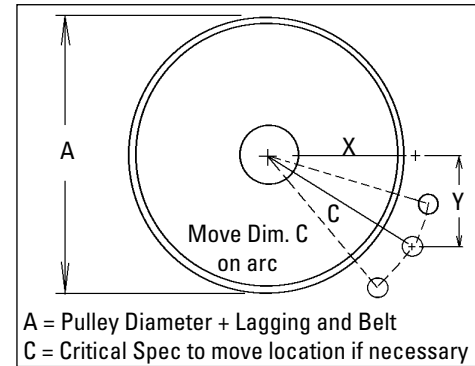
CLEANER SIZE		POLE LENGTH		MAXIMUM CONVEYOR SPAN	
in.	mm	in.	mm	in.	mm
12	300	42	1050	37	925
18	450	48	1200	43	1075
24	600	54	1350	49	1225
30	750	60	1500	55	1375
36	900	66	1650	61	1525
42	1050	72	1800	67	1675
48	1200	78	1950	73	1825
54	1350	88	2200	83	2075
60	1500	94	2350	89	2225

Pole Diameter – 1-7/8" (48 mm)



*Each pole size can be used with a blade size either belt width minus 2" (50mm), belt width minus 8" (200mm), or belt width minus 14" (350mm).

Pole Location Specs

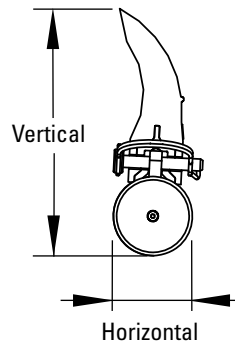


A = Pulley Diameter + Lagging and Belt

C = Critical Spec to move location if necessary

Clearance Guidelines for Installation

HORIZONTAL CLEARANCE REQUIRED		VERTICAL CLEARANCE REQUIRED	
in.	mm	in.	mm
3	75	6 1/2	165

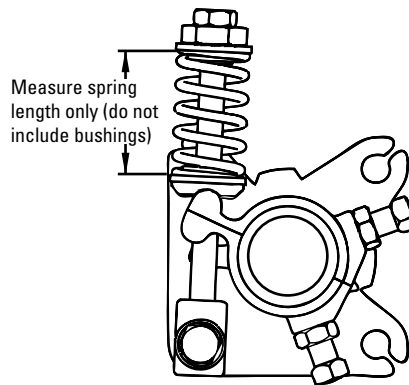


Spring Length Chart

EZP-LS w/Purple or Yellow Blade

BLADE WIDTH		PURPLE SPRING		WHITE SPRING		SILVER SPRING	
in.	mm	in.	mm	in.	mm	in.	mm
10	250	2	51	N/A	N/A	N/A	N/A
16	400	1 5/8	48	2 1/8	54	N/A	N/A
22	550	N/A	N/A	2	51	N/A	N/A
28	700	N/A	N/A	1 7/8	48	N/A	N/A
34	850	N/A	N/A	1 3/4	44	N/A	N/A
40	1000	N/A	N/A	1 1/2	38	N/A	N/A
46	1150	N/A	N/A	1 3/8	35	2	51
52	1300	N/A	N/A	N/A	N/A	2	51
58	1450	N/A	N/A	N/A	N/A	1 7/8	48

Shading indicates preferred spring option



Pole Location Chart - Imperial

A	X	Y	C
6"	2 5/8"	5 1/2"	6 1/8"
7"	3 1/4"	5 1/2"	6 3/8"
8"	3 7/8"	5 1/2"	6 3/4"
9"	4 3/8"	5 1/2"	7"
10"	5"	5 1/2"	7 3/8"
11"	5 1/2"	5 1/2"	7 3/4"
12"	6 1/8"	5 1/2"	8 1/4"
13"	6 5/8"	5 1/2"	8 5/8"
14"	7 1/8"	5 1/2"	9"
15"	7 5/8"	5 1/2"	9 3/8"
16"	8 1/4"	5 1/2"	9 7/8"
17"	8 3/4"	5 1/2"	10 3/8"
18"	9 1/4"	5 1/2"	10 3/4"
19"	9 3/4"	5 1/2"	11 1/4"
20"	10 1/4"	5 1/2"	11 5/8"
21"	10 3/4"	5 1/2"	12 1/8"
22"	11 1/4"	5 1/2"	12 1/2"

Pole Location Chart - Metric

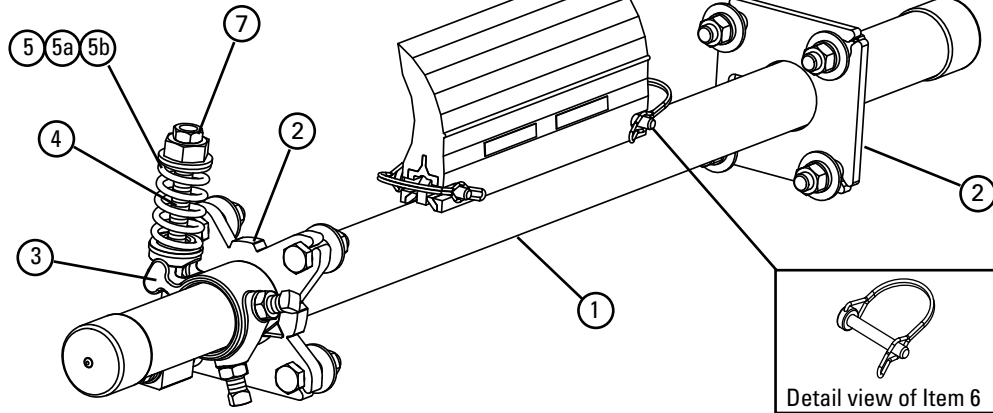
A	X	Y	C
150	65	140	150
175	81	140	155
200	96	140	162
225	109	140	171
250	125	140	179
275	138	140	189
300	153	140	198
325	166	140	209
350	178	140	219
375	191	140	229
400	206	140	239
425	219	140	252
450	231	140	263
475	244	140	273
500	256	140	284
525	269	140	295
550	281	140	307

Specifications:

- Maximum Belt Speed 500 FPM (2.5M/sec)
- Temperature Rating (ConShear, ConShear White) -30°F to 180°F (-35°C to 82°C)
- Temperature Rating (ConShear High Temp) Up to 275°F (135°C) with spikes to 325°F (164°C)
- Minimum Pulley Diameter 6" (150mm)
- Blade Height 4.5" (115mm)
- Usable Blade Wear Length 2-3/8" (60mm)
- Blade Material Polyurethane (proprietary blend for abrasion resistance and long wear)
- Available for Belt Widths 12" to 60" (300 to 1500mm)
- CEMA Cleaner Rating Class 2

Replacement Parts List

EZP-LS Limited Space Precleaner



Replacement Parts

REF	DESCRIPTION	ORDERING NUMBER	ITEM CODE	WT. LBS.
1	12" (300mm) Pole	LSP12	77070	13.3
	18" (450mm) Pole	LSP18	77071	15.5
	24" (600mm) Pole	LSP24	77072	17.7
	30" (750mm) Pole	LSP30	77073	19.9
	36" (900mm) Pole	LSP36	77074	22.1
	42" (1050mm) Pole	LSP42	77075	24.3
	48" (1200mm) Pole	LSP48	77076	26.5
	54" (1350mm) Pole	LSP54	77077	28.7
60" (1500mm) Pole	LSP60	77078	31.0	
2	Mounting Plate Kit* (incl. 1 tensioner mounting plate and 1 pole mounting plate)	LSTMPK	77366	3.6
3	Torque Arm Kit* (1 ea.)	LST-TAK	77120	1.4
4	Pivot Block/Rod Kit* (1 ea.)	LSTPB-RK	77367	.8
5	Tension Spring - Purple (1 ea.) for blades 10"-16" (250-400mm)	LS-SPK	77365	.2
5a	Tension Spring - White (1 ea.) for blades 22" - 46" (550 - 1150mm)	LS-SW	77117	.3
5b	Tension Spring - Silver (1 ea.) for blades 52" - 58" (1300 - 1450mm)	LS-SS	77118	.3
6	LS Blade Pin (1 ea.)	LS-BP	77114	.1
7	Jam Nut Kit LST Tensioner	JNK-B	79892	.3
-	LST Spring Tensioner* - Purple incl. 1 tensioner mounting plate and 1 ea. items 3, 4 & 5 for blades 10"-16" (250-400mm)	LST-P	77121	7.5
-	LST Spring Tensioner* - White incl. 1 tensioner mounting plate and 1 ea. items 3, 4 & 5a for blades 22"-46" (550 - 1150mm)	LST-W	77122	7.6
-	LST Spring Tensioner* - Silver incl. 1 tensioner mounting plate and 1 ea. items 3, 4 & 5b for blades 52"-58" (1300 - 1450mm)	LST-S	77123	7.6

Hardware Included

For Arch/Gordon Mini-Saber Blades

BELT WIDTH	BLADE WIDTH		ORDERING NUMBER	ITEM CODE	ARCH/GORDON PART NUMBER	WT. LBS.	
	in.	mm					
18	450	16	400	RBAGM-16	77106	MRBMN00018	3.3
24	600	22	550	RBAGM-22	77107	MRBMN00024	4.6
30	750	28	700	RBAGM-28	77108	MRBMN00030	5.8
36	900	34	850	RBAGM-34	77109	MRBMN00036	7.1
42	1050	40	1000	RBAGM-40	77110	MRBMN00042	8.3
48	1200	46	1150	RBAGM-46	77111	MRBMN00048	9.6

Additional sizes are available upon request. Call for pricing.

Spring Tensioner Selection Chart

CLEANER BLADE WIDTH	77121 Purple	77122 White	77123 Silver
ConShear-LS 10" - 16" (250 - 400mm)	X		
ConShear-LS 22" - 46" (550 - 1150mm)		X	
ConShear-LS 52" - 58" (1300 - 1450mm)			X

For best results use Flexco Genuine Replacement Blades and Parts.

U.S. Patents No. D482,508S; 9,242,805; D756,060; D747,838

Product Ordering Information

EZP-LS Stainless Steel Limited Space Precleaner with White ConShear™ LS Blade



EZP-LS Stainless Steel Precleaner with White ConShear™ LS Blade Belt Width Minus 2" (50mm)

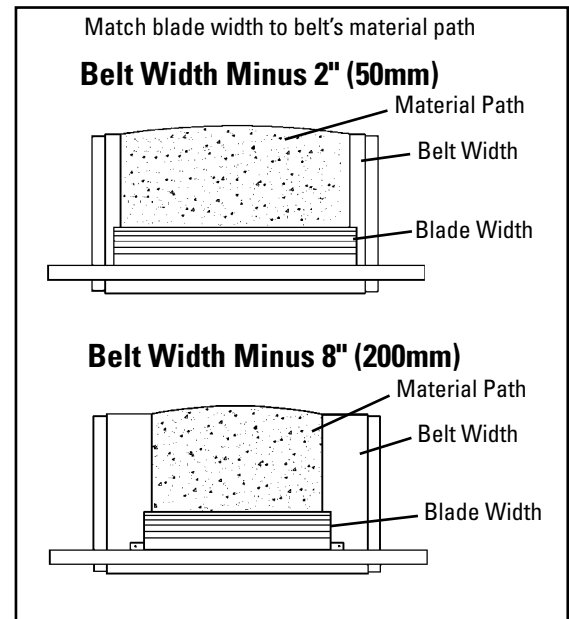
BELT WIDTH		BLADE WIDTH		ORDERING NUMBER	ITEM CODE	WT. LBS.
in.	mm	in.	mm			
12	300	10	250	CLSFG-212	77144	24.8
18	450	16	400	CLSFG-218	77145	28.2
24	600	22	550	CLSFG-224	77146	31.7
30	750	28	700	CLSFG-230	77147	35.1
36	900	34	850	CLSFG-236	77148	38.6
42	1050	40	1000	CLSFG-242	77149	42.0
48	1200	46	1150	CLSFG-248	77150	45.5
54	1350	52	1300	CLSFG-254	77151	48.9
60	1500	58	1450	CLSFG-260	77152	52.5

Lead time: 1 working day

EZP-LS Stainless Steel Precleaner with White ConShear™ LS Blade Belt Width Minus 8" (200mm)

BELT WIDTH		BLADE WIDTH		ORDERING NUMBER	ITEM CODE	WT. LBS.
in.	mm	in.	mm			
18	450	10	250	CLSFG-818	77153	27.0
24	600	16	400	CLSFG-824	77154	30.4
30	750	22	550	CLSFG-830	77155	33.9
36	900	28	700	CLSFG-836	77156	37.3
42	1050	34	850	CLSFG-842	77157	40.8
48	1200	40	1000	CLSFG-848	77158	44.2
54	1350	46	1150	CLSFG-854	77159	47.7
60	1500	52	1300	CLSFG-860	77160	51.2

Lead time: 1 working day



Product Notes:

- White food-grade ConShear Precleaner is chemical resistant and all ingredients used in polyurethane formulation comply with the relevant requirements of 21 CFR (FDA Code of Federal Regulations) for use in repeated bulk dry food applications.
- For optimal cleaning and reduced blade retensioning maintenance, the cleaner blade width should be sized to fit the material path of the belt. The material path is typically 2/3 of the belt width.
- Each cleaner can be retrofitted with three replacement blade sizes (belt width -2" (50mm), -8" (200mm), or -14" (350mm)).
- Comes complete with universal mounting plates and tensioner(s).
- Visual tension check. No guesswork on blade tensioning. Simply measure the spring, check label on tensioner and turn adjusting nut to restore optimal tension.
- Visual blade wear check. Tensioner has built-in gauge to monitor blade wear.
- Works with mechanical splices. Polyurethane blade glides over splices.
- Compatible with reversing belts.
- For replacement parts see the EZP-LS SS Parts List on 33.
- For applications requiring longer pole lengths, go to the minus 8" (200mm) chart and select the cleaner one belt width size larger. This will provide a pole 6" (150mm) longer and a blade size of belt width minus 2" (50mm).

U.S. Patents No. D482,508S; 9,242,805; D756,060; D747,838

ConShear™ LS Replacement Blades

EZP-LS
Limited Space Precleaner

Blade Width Selection

BELT WIDTH		BELT WIDTH - 2" (50mm)		BELT WIDTH - 8" (200mm)		BELT WIDTH - 14" (350mm)	
in.	mm	in.	mm	in.	mm	in.	mm
12	300	10	250	N/A	N/A	N/A	N/A
18	450	16	400	10	250	N/A	N/A
24	600	22	550	16	400	10	250
30	750	28	700	22	550	16	400
36	900	34	850	28	700	22	550
42	1050	40	1000	34	850	28	700
48	1200	46	1150	40	1000	34	850
54	1350	52	1300	46	1150	40	1000
60	1500	58	1450	52	1300	46	1150



Replacement ConShear™-LS White Blades (Chemical Resistant/Food Grade) ‡

BLADE WIDTH		ORDERING NUMBER	ITEM CODE	WT. LBS.
in.	mm			
10	250	CRB-LS10W	77097	2.1
16	400	CRB-LS16W	77098	3.3
22	550	CRB-LS22W	77099	4.6
28	700	CRB-LS28W	77100	5.8
34	850	CRB-LS34W	77101	7.1
40	1000	CRB-LS40W	77102	8.3
46	1150	CRB-LS46W	77103	9.6
52	1300	CRB-LS52W	77104	10.8
58	1450	CRB-LS58W	77105	12.1

Other blade sizes available upon request.
Lead time: 1 working day

‡ All ingredients used in the polyurethane formulation of this blade comply with the relevant requirements of 21 CFR (FDA Code of Federal Regulations) for use in repeated bulk dry food applications

Replacement ConShear™-LS Blades

BLADE WIDTH		ORDERING NUMBER	ITEM CODE	WT. LBS.
in.	mm			
10	250	CRB-LS10	77088	2.1
16	400	CRB-LS16	77089	3.3
22	550	CRB-LS22	77090	4.6
28	700	CRB-LS28	77091	5.8
34	850	CRB-LS34	77092	7.1
40	1000	CRB-LS40	77093	8.3
46	1150	CRB-LS46	77094	9.6
52	1300	CRB-LS52	77095	10.8
58	1450	CRB-LS58	77096	12.1

Other blade sizes available upon request.
Lead time: 1 working day

Replacement ConShear™-LS High-Temp Blades

BLADE WIDTH		ORDERING NUMBER	ITEM CODE	WT. LBS.
in.	mm			
10	250	CRB-LS10HT	77551	2.1
16	400	CRB-LS16HT	77552	3.3
22	550	CRB-LS22HT	77553	4.6
28	700	CRB-LS28HT	77554	5.8
34	850	CRB-LS34HT	77555	7.1
40	1000	CRB-LS40HT	77556	8.3
46	1150	CRB-LS46HT	77557	9.6
52	1300	CRB-LS52HT	77558	10.8
58	1450	CRB-LS58HT	77559	12.1

Other blade sizes available upon request.
Lead time: 1 working day

Product Notes:

- Take blade width and ordering number from the worn blade and use the Replacement Blade Chart.
- For optimal cleaning and reduced blade retensioning maintenance, the cleaner blade width should be sized to fit the material path of the belt. The material path is typically 2/3 of the belt width.
- The ConShear™ blade has a faceted profile that renews the cleaning edge as it wears.
- Visual tension check. No guesswork on blade tensioning. Simply measure the spring, check label on tensioner and turn adjusting nut to restore optimal tension.
- ConShear blades are made of a special long-wearing polyurethane.
- A molded-in blade wear line indicates when the blade is worn out and needs to be replaced.
- Blade replacement is quick. Pull one pin, remove the old blade and slide the new one in.

U.S. Patents No. D482,508S; 9,242,805; D756,060; D747,838

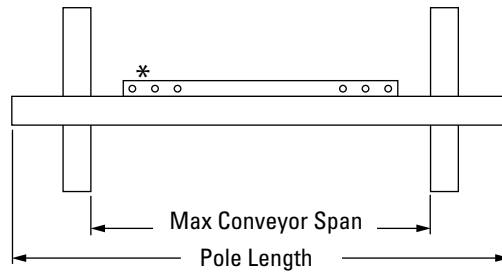
Specifications & Guidelines

EZP-LS Stainless Steel Limited Space Precleaner with White ConShear™ LS Blade

Pole Length Specifications

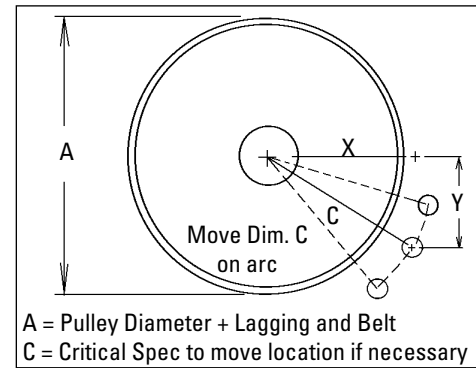
CLEANER SIZE		POLE LENGTH		MAXIMUM CONVEYOR SPAN	
in.	mm	in.	mm	in.	mm
12	300	42	1050	37	925
18	450	48	1200	43	1075
24	600	54	1350	49	1225
30	750	60	1500	55	1375
36	900	66	1650	61	1525
42	1050	72	1800	67	1675
48	1200	78	1950	73	1825
54	1350	88	2200	83	2075
60	1500	94	2350	89	2225

Pole Diameter - 1-7/8" (48 mm)



*Each pole size can be used with a blade size either belt width minus 2" (50mm), belt width minus 8" (200mm), or belt width minus 14" (350mm).

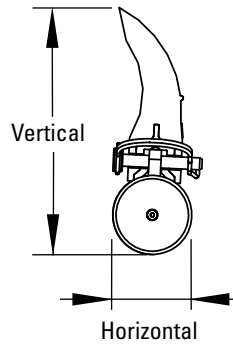
Pole Location Specs



A = Pulley Diameter + Lagging and Belt
C = Critical Spec to move location if necessary

Clearance Guidelines for Installation

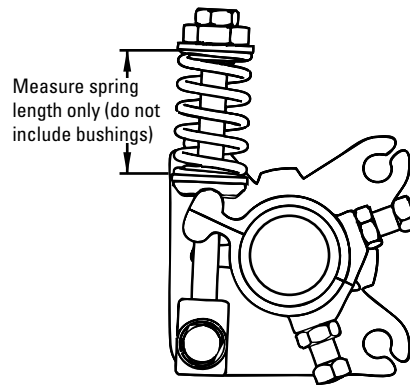
HORIZONTAL CLEARANCE REQUIRED		VERTICAL CLEARANCE REQUIRED	
in.	mm	in.	mm
3	75	6 1/2	165



Spring Length Chart

BLADE WIDTH		BLACK SPRING		WHITE SPRING		DUAL WHITE SPRINGS	
in.	mm	in.	mm	in.	mm	in.	mm
10	250	3 1/2	89	3 3/4	95	3 7/8	98
16	400	3 1/4	83	3 5/8	92	3 7/8	98
22	550	2 7/8	73	3 1/2	89	3 3/4	95
28	700	2 5/8	67	3 3/8	86	3 3/4	95
34	850	N/A	N/A	3 1/4	83	3 5/8	92
40	1000	N/A	N/A	3 1/8	79	3 5/8	92
46	1150	N/A	N/A	3	76	3 1/2	89
52	1300	N/A	N/A	N/A	N/A	3 1/2	89
58	1450	N/A	N/A	N/A	N/A	3 3/8	86

Shading indicates preferred spring option



Pole Location Chart – Imperial

A	X	Y	C
6"	2 5/8"	5 1/2"	6 1/8"
7"	3 1/4"	5 1/2"	6 3/8"
8"	3 7/8"	5 1/2"	6 3/4"
9"	4 3/8"	5 1/2"	7"
10"	5"	5 1/2"	7 3/8"
11"	5 1/2"	5 1/2"	7 3/4"
12"	6 1/8"	5 1/2"	8 1/4"
13"	6 5/8"	5 1/2"	8 5/8"
14"	7 1/8"	5 1/2"	9"
15"	7 5/8"	5 1/2"	9 3/8"
16"	8 1/4"	5 1/2"	9 7/8"
17"	8 3/4"	5 1/2"	10 3/8"
18"	9 1/4"	5 1/2"	10 3/4"
19"	9 3/4"	5 1/2"	11 1/4"
20"	10 1/4"	5 1/2"	11 5/8"
21"	10 3/4"	5 1/2"	12 1/8"
22"	11 1/4"	5 1/2"	12 1/2"

Pole Location Chart – Metric

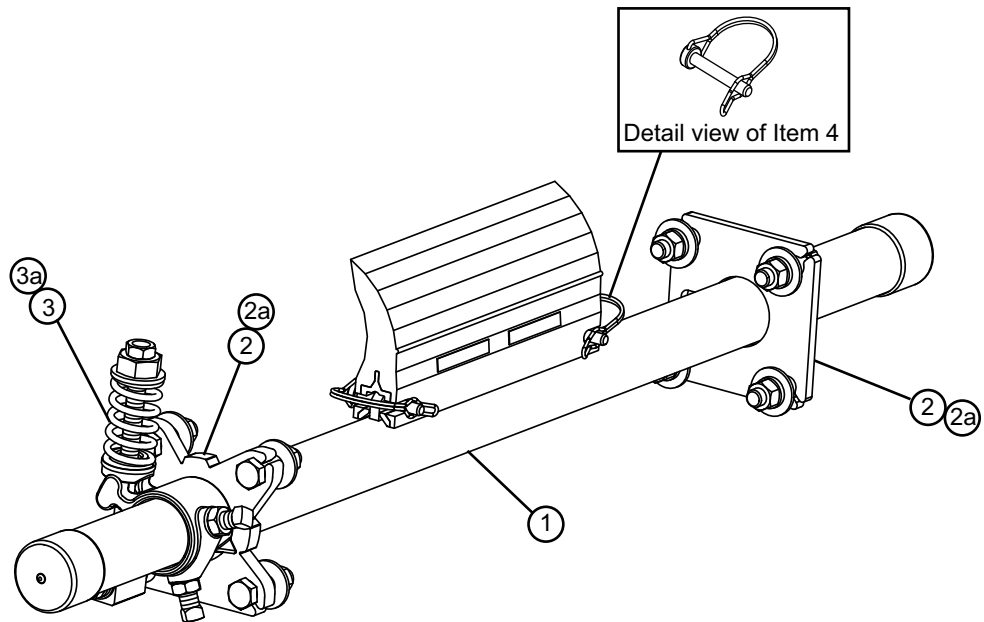
A	X	Y	C
150	65	140	150
175	81	140	155
200	96	140	162
225	109	140	171
250	125	140	179
275	138	140	189
300	153	140	198
325	166	140	209
350	178	140	219
375	191	140	229
400	206	140	239
425	219	140	252
450	231	140	263
475	244	140	273
500	256	140	284
525	269	140	295
550	281	140	307

Specifications:

- Maximum Belt Speed 500 FPM (2.5M/sec)
- Temperature Rating (ConShear, ConShear White) -30°F to 180°F (-35°C to 82°C)
- Temperature Rating (ConShear High Temp) Up to 275°F (135°C) with spikes to 325°F (164°C)
- Minimum Pulley Diameter 6" (150mm)
- Blade Height 4.5" (115mm)
- Usable Blade Wear Length 2-3/8" (60mm)
- Blade Material (ConShear White) Polyurethane (chemical resistant/food grade)
- Available for Belt Widths 12" to 60" (300 to 1500mm)
- CEMA Cleaner Rating Class 2

Replacement Parts List

EZP-LS Stainless Steel Limited Space Precleaner with White ConShear™ LS Blade



Replacement Parts

REF	DESCRIPTION	ORDERING NUMBER	ITEM CODE	WT. LBS.
1	12" (300mm) SS Pole	LSP12-S/S	77079	13.3
	18" (450mm) SS Pole	LSP18-S/S	77080	15.5
	24" (600mm) SS Pole	LSP24-S/S	77081	17.7
	30" (750mm) SS Pole	LSP30-S/S	77082	19.9
	36" (900mm) SS Pole	LSP36-S/S	77083	22.1
	42" (1050mm) SS Pole	LSP42-S/S	77084	24.3
	48" (1200mm) SS Pole	LSP48-S/S	77085	26.5
	54" (1350mm) SS Pole	LSP54-S/S	77086	28.7
	60" (1500mm) SS Pole	LSP60-S/S	77087	31.0
2	SS Mounting Plate Kit (10"-46"/250-1150mm)* (incl. 1 tensioner mounting plate and 1 pole mounting plate)	LSTMPK-S/S	78933	3.6
2a	SS Mounting Plate Kit (52"+/1300mm+)* (incl. 2 tensioner mounting plates)	LSTMPK2-S/S	78462	7.2
3	Tension Spring - Black (1 ea.) for blades 10"-28" (250-700mm)	CTS-B-S/S	78387	.2
3a	Tension Spring - White (1 ea.) for blades 34" - 70" (850 - 1750mm)	LS-SW-S/S	78850	.3
4	SS LS Blade Pin (1 ea.)	LS-BP-S/S	77115	.1
-	SS LST Spring Tensioner* - Black incl. 1 ea. items 2 & 3 for blades 10"-28" (250 - 700mm)	LST-B-S/S	77124	7.5
-	SS LST Spring Tensioner* - White incl. 1 ea. items 2 & 3a for blades 34"- 46" (850 - 1150mm)	LST-W-S/S	77125	7.6
-	SS LST Spring Tensioner* - White (dual) incl. 1 ea. item 2a and 2 ea. item 3a for blades 52"- 70" (1300 - 1750mm)	LST-W-S/S-2	77126	15.2

*Hardware Included

Spring Tensioner Selection Chart

CLEANER BLADE WIDTH	77124 Black (single)	77125 White (single)	77126 White (dual)
Food Grade-LS 10" - 28" (250 - 700mm)	X		
Food Grade-LS 34" - 46" (850 - 1150mm)		X	
Food Grade-LS 52" - 70" (1300 - 1750mm)			X

For best results use Flexco Genuine Replacement Blades and Parts.

U.S. Patents No. D482,508S; 9,242,805; D756,060; D747,838

Product Ordering Information

MSP Standard Mine-Duty Precleaner



MSP Standard-Duty Precleaner Belt Width Minus 2" (50mm)

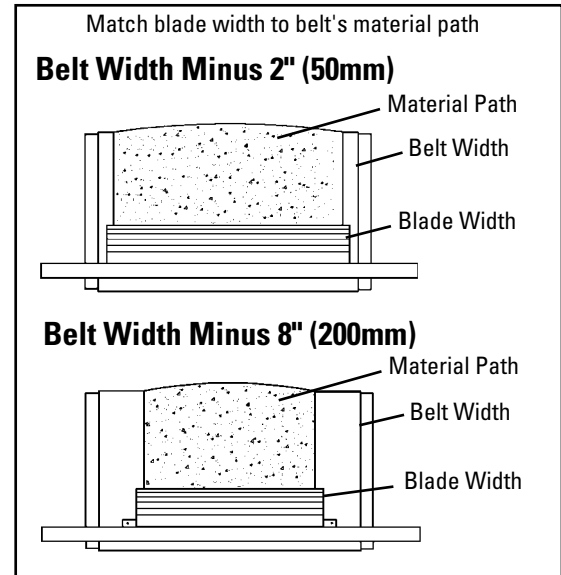
BELT WIDTH		BLADE WIDTH		ORDERING NUMBER	ITEM CODE	WT. LBS.
in.	mm	in.	mm			
24	600	22	550	MSP-224	75787	83.4
30	750	28	700	MSP-230	75788	89.6
36	900	34	850	MSP-236	75789	98.2
42	1050	40	1000	MSP-242	75790	106.0
48	1200	46	1150	MSP-248	75791	113.2
54	1350	52	1300	MSP-254	75792	120.0
60	1500	58	1450	MSP-260	75793	125.7
72	1800	70	1750	MSP-272	75794	140.2
84	2100	82	2050	MSP-284	76796	164.2

Lead time: 1 working day

MSP Standard-Duty Precleaner Belt Width Minus 8" (200mm)

BELT WIDTH		BLADE WIDTH		ORDERING NUMBER	ITEM CODE	WT. LBS.
in.	mm	in.	mm			
24	600	16	400	MSP-824	75795	80.6
30	750	22	550	MSP-830	75796	86.9
36	900	28	700	MSP-836	75797	95.5
42	1050	34	850	MSP-842	75798	103.2
48	1200	40	1000	MSP-848	75799	110.5
54	1350	46	1150	MSP-854	75800	117.2
60	1500	52	1300	MSP-860	75801	123.0
72	1800	64	1600	MSP-872	75802	134.7
84	2100	76	1900	MSP-884	76797	160.0

Lead time: 1 working day



Optional Mounting Kits

DESCRIPTION	ORDERING NUMBER	ITEM CODE	WT. LBS.
Optional Mounting Bar Kit *	MMBK	75830	19.5
Mounting Plate Kit * (2 plates)	MMPK	76537	140.0

*Hardware Included

Lead time: 1 working day

Product Notes:

- Recommended for standard-duty conveyor applications. For tougher belt applications see the MMP Medium-Duty Precleaner (41). For extreme, abusive applications see the MHP Heavy-Duty Precleaner (49) or the MHCP Heavy-Duty Cartridge Precleaner (56).
- Material Path Option: Fit the blade width to the belt's material path. The material path is typically the center 2/3 of the belt width. In most cases a blade size of belt width minus 8" (200mm) may be the best solution.
- Each cleaner pole is retrofittable for three blade sizes (belt width minus 2" (50mm), minus 8" (200mm) or minus 14" (350mm)).
- Pole Length: Belt width plus 54" (1350mm). For conveyors requiring longer pole lengths, go to the minus 8" (200mm) chart and select the cleaner one belt width size larger. This will provide a pole 6" (150mm) longer and a blade size of belt width minus 2" (50mm). For longer requirements see Installation Accessories – Pole Extender Kit (137).
- Visual Tension Check: No guesswork on blade tensioning. Measure the spring and adjust to specified length per blade width to restore optimal tensioning.
- To make cleaner installation easier and quicker, see Optional Mounting Kits (137).
- For replacement parts see MSP Parts List on page 39.

U.S. Patents No. D482,508S; 9,242,805; D756,060; D747,838

Product Ordering Information

MSP Ultra High-Temp Standard Mine-Duty Precleaner

MSP Ultra High-Temp Precleaner Belt Width Minus 2" (50mm)

BELT WIDTH		BLADE WIDTH		ORDERING NUMBER	ITEM CODE	WT. LBS.
in.	mm	in.	mm			
24	600	22	550	MSP-UHT224	91264	83.4
30	750	28	700	MSP-UHT230	91265	89.6
36	900	34	850	MSP-UHT236	91266	98.2
42	1050	40	1000	MSP-UHT242	91267	106.0
48	1200	46	1150	MSP-UHT248	91268	113.2
54	1350	52	1300	MSP-UHT254	91269	120.0
60	1500	58	1450	MSP-UHT260	91270	125.7
72	1800	70	1750	MSP-UHT272	91271	140.2

Lead time: 1 working day



MSP Ultra High-Temp Precleaner Belt Width Minus 8" (200mm)

BELT WIDTH		BLADE WIDTH		ORDERING NUMBER	ITEM CODE	WT. LBS.
in.	mm	in.	mm			
24	600	16	400	MSP-UHT824	91272	80.6
30	750	22	550	MSP-UHT830	91273	86.9
36	900	28	700	MSP-UHT836	91274	95.5
42	1050	34	850	MSP-UHT842	91275	103.2
48	1200	40	1000	MSP-UHT848	91276	110.5
54	1350	46	1150	MSP-UHT854	91277	117.2
60	1500	52	1300	MSP-UHT860	91278	123.0
72	1800	64	1600	MSP-UHT872	91279	134.7

Lead time: 1 working day

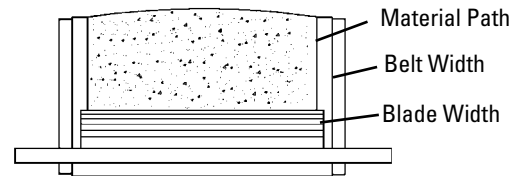
MSP Ultra High-Temp Precleaner Belt Width Minus 14" (350mm)

BELT WIDTH		BLADE WIDTH		ORDERING NUMBER	ITEM CODE	WT. LBS.
in.	mm	in.	mm			
42	1050	28	700	MSP-UHT1442	91280	100.4
48	1200	34	850	MSP-UHT1448	91281	107.8
54	1350	40	1000	MSP-UHT1454	91282	114.4
60	1500	46	1150	MSP-UHT1460	91283	120.3
72	1800	58	1450	MSP-UHT1472	91284	129.2

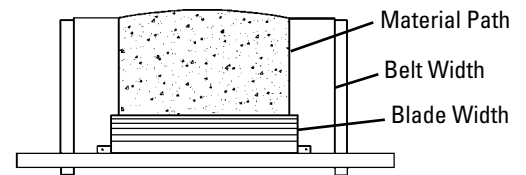
Lead time: 1 working day

Match blade width to belt's material path

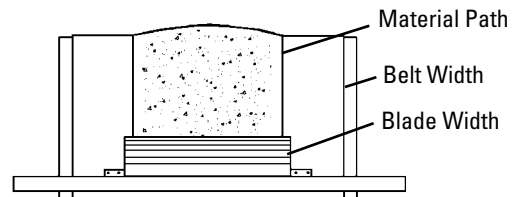
Belt Width Minus 2" (50mm)



Belt Width Minus 8" (200mm)



Belt Width Minus 14" (350mm)



Product Notes:

- Material Path Option: Fit the blade width to the belt's material path. The material path is typically the center 2/3 of the belt width. In most cases a blade size of belt width minus 8" (200mm) may be the best solution.
- Each cleaner pole is retrofittable for three blade sizes (belt width minus 2" (50mm), minus 8" (200mm) or minus 14" (350mm)).
- Pole Length: Belt width plus 54" (1350mm). For conveyors requiring longer pole lengths, go to the minus 8" (200mm) chart and select the cleaner one belt width size larger. This will provide a pole 6" (150mm) longer and a blade size of belt width minus 2" (50mm).
- Visual Tension Check: No guesswork on blade tensioning. Measure the spring and adjust to specified length per blade width to restore optimal tensioning.
- For replacement parts see MSP Parts List on page 39.

U.S. Patents No. D482,508S; 9,242,805; D756,060; D747,838

Product Ordering Information

Stainless Steel MSP Standard Mine-Duty Precleaner



Stainless Steel MSP Standard-Duty Precleaner Belt Width Minus 2" (50mm)

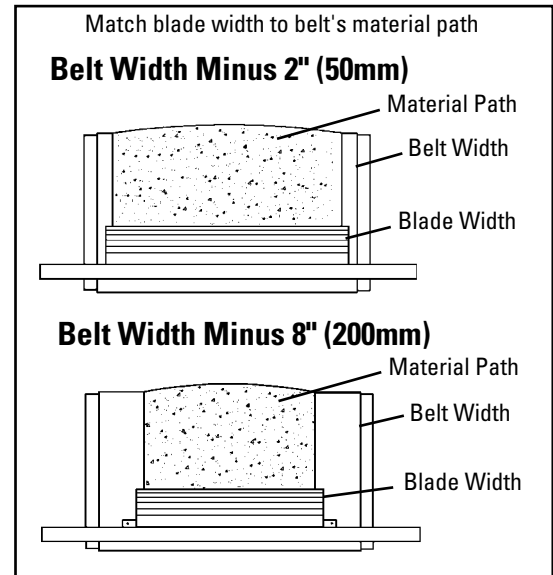
BELT WIDTH		BLADE WIDTH		ORDERING NUMBER	ITEM CODE	WT. LBS.
in.	mm	in.	mm			
24	600	22	550	MSP-224-S/S	77453	83.4
30	750	28	700	MSP-230-S/S	77454	89.6
36	900	34	850	MSP-236-S/S	77455	98.2
42	1050	40	1000	MSP-242-S/S	77456	106.0
48	1200	46	1150	MSP-248-S/S	77457	113.2
54	1350	52	1300	MSP-254-S/S	77458	120.0
60	1500	58	1450	MSP-260-S/S	77459	125.7
72	1800	70	1750	MSP-272-S/S	77460	140.2
84	2100	82	2050	MSP-284-S/S	77461	164.2

Lead time: 3 weeks

Stainless Steel MSP Standard-Duty Precleaner Belt Width Minus 8" (200mm)

BELT WIDTH		BLADE WIDTH		ORDERING NUMBER	ITEM CODE	WT. LBS.
in.	mm	in.	mm			
24	600	16	400	MSP-824-S/S	77462	80.6
30	750	22	550	MSP-830-S/S	77463	86.9
36	900	28	700	MSP-836-S/S	77464	95.5
42	1050	34	850	MSP-842-S/S	77465	103.2
48	1200	40	1000	MSP-848-S/S	77466	110.5
54	1350	46	1150	MSP-854-S/S	77467	117.2
60	1500	52	1300	MSP-860-S/S	77468	123.0
72	1800	64	1600	MSP-872-S/S	77470	134.7
84	2100	76	1900	MSP-884-S/S	77471	160.0

Lead time: 3 weeks



Product Notes:

- Recommended for standard-duty conveyor applications, but in corrosive environments.
- Material Path Option: Fit the blade width to the belt's material path. The material path is typically the center 2/3 of the belt width. In most cases a blade size of belt width minus 8" (200mm) may be the best solution.
- Each cleaner pole is retrofittable for three blade sizes (belt width minus 2" (50mm), minus 8" (200mm) or minus 14" (350mm)).
- Pole Length: Belt width plus 54" (1350mm). For conveyors requiring longer pole lengths, go to the minus 8" chart and select the cleaner one belt width size larger. This will provide a pole 6" (150mm) longer and a blade size of belt width minus 2" (50mm). For longer requirements see Installation Accessories – Pole Extender Kit (137).
- Visual Tension Check: No guesswork on blade tensioning. Measure the spring and adjust to specified length per blade width to restore optimal tensioning.
- To make cleaner installation easier and quicker, see Optional Mounting Kits (137).
- For replacement parts see MSP Stainless Parts List on page 40.

U.S. Patents No. D482,508S; 9,242,805; D756,060; D747,838

ConShear™ Replacement Blades

Replacement ConShear™ Blades

BLADE WIDTH		ORDERING NUMBER	ITEM CODE	WT. LBS.
in.	mm			
10	250	CRB10	75628	4.6
16	400	CRB16	75629	7.3
22	550	CRB22	75630	10.1
28	700	CRB28	75631	12.8
34	850	CRB34	75632	15.5
40	1000	CRB40	75633	18.3
46	1150	CRB46	75634	21.0
52	1300	CRB52	75635	23.8
58	1450	CRB58	75636	26.5
64	1600	CRB64	75775	29.2
70	1750	CRB70	75773	32.0
76	1900	CRB76	76940	34.7
82	2050	CRB82	76941	37.5

Other blade sizes available upon request.
Lead time: 1 working day

Replacement White ConShear™ Blades (Chemical Resistant/Food Grade) ‡

BLADE WIDTH		ORDERING NUMBER	ITEM CODE	WT. LBS.
in.	mm			
10	250	CRB-W10	78471	4.8
16	400	CRB-W16	78472	7.6
22	550	CRB-W22	78473	10.4
28	700	CRB-W28	78474	13.2
34	850	CRB-W34	78475	16.2
40	1000	CRB-W40	78476	19.1
46	1150	CRB-W46	78477	21.9
52	1300	CRB-W52	78478	24.8
58	1450	CRB-W58	78479	27.6

Lead time: 1 working day
‡ All ingredients used in the polyurethane formulation of this blade comply with the relevant requirements of 21 CFR (FDA Code of Federal Regulations) for use in repeated bulk dry food applications

Product Notes:

- A molded-in wear line indicates when the blade is worn out and needs to be replaced.
- Faceted blade profile: Renews its cleaning edge as the blade wears.
- ConShear™ blades are made of a special long-wearing polyurethane.
- Quick blade replacement: Pull one pin, remove the old blade and slide the new one in.

Replacement High Temp ConShear™ Blades

(Color Identification: Yellow)

BLADE WIDTH		ORDERING NUMBER	ITEM CODE	WT. LBS.
in.	mm			
10	250	CRB-HT10	76593	4.8
16	400	CRB-HT16	76594	7.6
22	550	CRB-HT22	76595	10.4
28	700	CRB-HT28	76596	13.2
34	850	CRB-HT34	76597	16.2
40	1000	CRB-HT40	76598	19.1
46	1150	CRB-HT46	76599	21.9
52	1300	CRB-HT52	76600	24.8
58	1450	CRB-HT58	76601	27.6
64	1600	CRB-HT64	76602	30.5
70	1750	CRB-HT70	76603	33.4

Lead time: 1 working day

Replacement Ultra High-Temp ConShear™ Blades

(Color Identification: Red)

BLADE WIDTH		ORDERING NUMBER	ITEM CODE	WT. LBS.
in.	mm			
10	250	CRB-UHT10	91253	4.6
16	400	CRB-UHT16	91254	7.3
22	550	CRB-UHT22	91255	10.1
28	700	CRB-UHT28	91256	12.8
34	850	CRB-UHT34	91257	15.5
40	1000	CRB-UHT40	91258	18.3
46	1150	CRB-UHT46	91259	21.0
52	1300	CRB-UHT52	91260	23.8
58	1450	CRB-UHT58	91261	26.5
64	1600	CRB-UHT64	91262	29.2
70	1750	CRB-UHT70	91263	32.0

Lead time: 1 working day

Blade Width Selection

BELT WIDTH		BELT WIDTH - 2" (50mm)		BELT WIDTH - 8" (200mm)		BELT WIDTH - 14" (350mm)	
in.	mm	in.	mm	in.	mm	in.	mm
24	600	22	550	16	400	10	250
30	750	28	700	22	550	16	400
36	900	34	850	28	700	22	550
42	1050	40	1000	34	850	28	700
48	1200	46	1150	40	1000	34	850
54	1350	52	1300	46	1150	40	1000
60	1500	58	1450	52	1300	46	1150
72	1800	70	1750	64	1600	58	1450
84	2100	82	2050	76	1900	70	1750

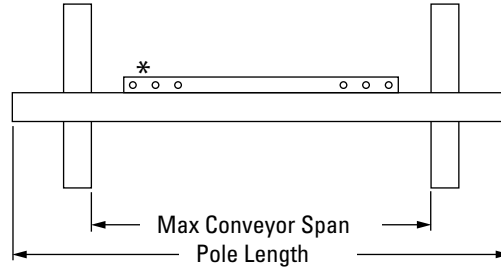
U.S. Patents No. D482,508S; 9,242,805; D756,060; D747,838

Specifications & Guidelines

Pole Length Specifications*

CLEANER SIZE		POLE LENGTH		MAXIMUM CONVEYOR SPAN	
in.	mm	in.	mm	in.	mm
24	600	78	1950	68	1700
30	750	84	2100	74	1850
36	900	90	2250	80	2000
42	1050	96	2400	86	2150
48	1200	102	2550	92	2300
54	1350	108	2700	98	2450
60	1500	114	2850	104	2600
72	1800	126	3150	116	2900
84	2100	138	3450	128	3200

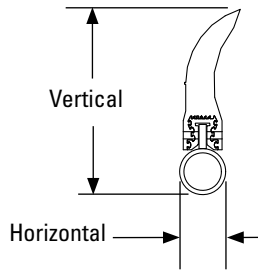
* For special extra long pole length requirements a Pole Extender Kit (#76024) is available that provides 30" (750mm) of extended pole length. See 137.
Pole Diameter – 2-7/8" (73mm)



*Each pole size can be used with a blade size either belt width minus 2" (50mm), belt width minus 8" (200mm), or belt width minus 14" (350mm).

Clearance Guidelines for Installation

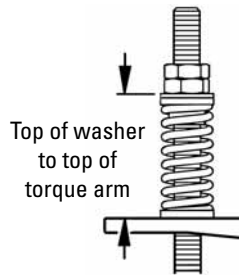
HORIZONTAL CLEARANCE REQUIRED		VERTICAL CLEARANCE REQUIRED	
in.	mm	in.	mm
4	100	10	250



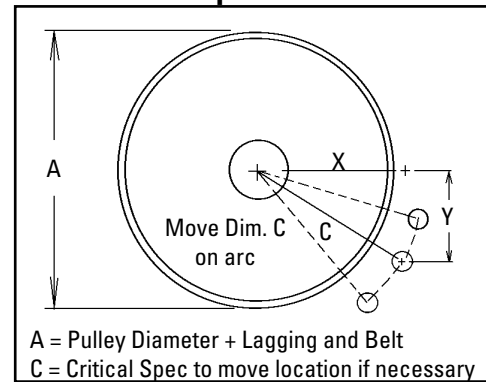
Spring Length Chart

BLADE WIDTH		PURPLE SPRING		WHITE SPRING		GOLD SPRING	
in.	mm	in.	mm	in.	mm	in.	mm
16	400	5 1/4	133	6 1/4	159	N/A	N/A
22	550	4 3/4	121	6 1/8	156	N/A	N/A
28	700	4 1/8	105	5 7/8	149	N/A	N/A
34	850	N/A	N/A	5 3/4	146	6 1/8	156
40	1000	N/A	N/A	5 5/8	143	6 1/8	156
46	1150	N/A	N/A	5 1/2	140	6	152
52	1300	N/A	N/A	5 3/8	137	5 7/8	149
58	1450	N/A	N/A	5 1/8	130	5 7/8	149
64	1600	N/A	N/A	5	127	5 3/4	146
70	1750	N/A	N/A	4 7/8	124	5 5/8	143
76	1900	N/A	N/A	N/A	N/A	5 5/8	143
82	2050	N/A	N/A	N/A	N/A	5 1/2	140
88	2200	N/A	N/A	N/A	N/A	5 1/4	133
94	2350	N/A	N/A	N/A	N/A	5 1/8	130
100	2500	N/A	N/A	N/A	N/A	5 1/8	130
106	2650	N/A	N/A	N/A	N/A	5	127

Shading indicates preferred spring option



Pole Location Specs



Pole Location Chart

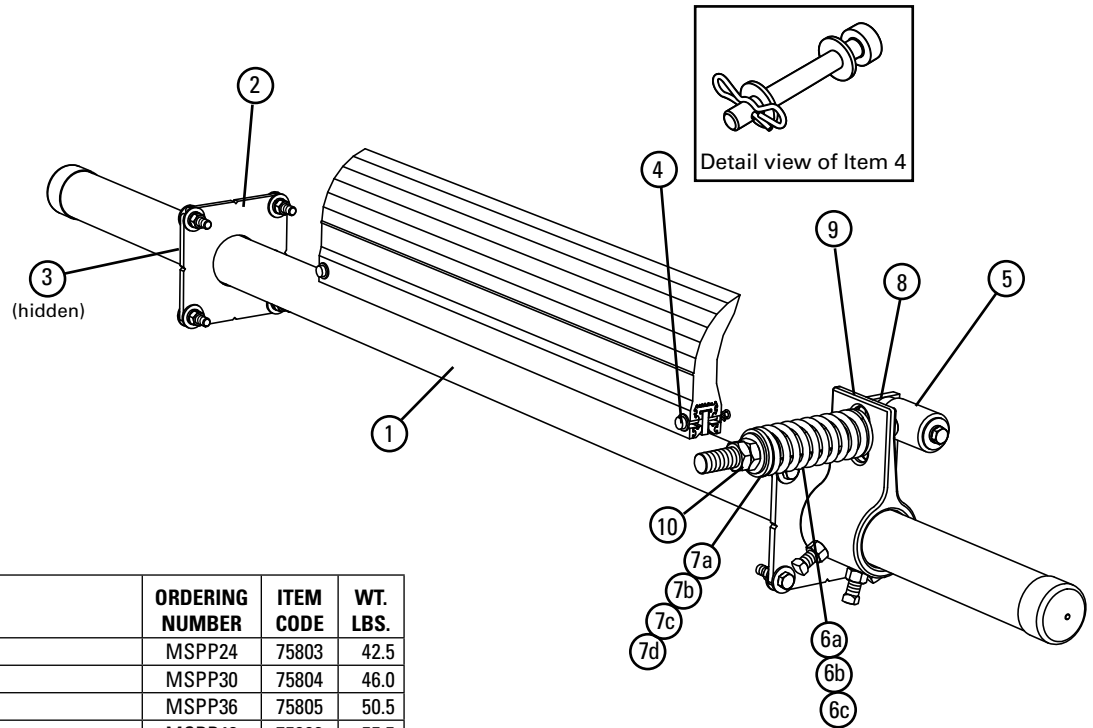
IMPERIAL				METRIC			
A	X	Y	C	A	X	Y	C
16"	7 1/8"	9"	11 1/2"	450	204	230	308
17"	7 7/8"	9"	12"	475	222	230	320
18"	8 1/4"	9"	12 1/4"	500	232	230	326
19"	9"	9"	12 3/4"	525	248	230	338
20"	9 3/8"	9"	13"	550	266	230	352
21"	10"	9"	13 1/2"	575	282	230	364
22"	10 3/4"	9"	14"	600	298	230	376
23"	11 3/8"	9"	14 1/2"	625	312	230	388
24"	12"	9"	15"	650	330	230	402
25"	12 5/8"	9"	15 1/2"	675	344	230	414
26"	13 1/4"	9"	16"	700	358	230	426
27"	13 7/8"	9"	16 1/2"	725	372	230	438
28"	14 3/8"	9"	17"	750	390	230	452
29"	15"	9"	17 1/2"	775	402	230	464
30"	15 5/8"	9"	18"	800	416	230	476
31"	16 1/8"	9"	18 1/2"	825	430	230	488
32"	16 3/4"	9"	19"	850	446	230	502
33"	17 1/4"	9"	19 1/2"	875	460	230	514
34"	17 7/8"	9"	20"	900	474	230	526
35"	18 3/8"	9"	20 1/2"	925	486	230	538
36"	19"	9"	21"	950	502	230	552
37"	19 1/2"	9"	21 1/2"	975	514	230	564
38"	20"	9"	22"	1000	528	230	576
39"	20 5/8"	9"	22 1/2"	1025	542	230	588
40"	21 1/8"	9"	23"	1050	556	230	602
41"	21 3/4"	9"	23 1/2"				
42"	22 1/4"	9"	24"				

Specifications:

- Maximum Belt Speed 700 FPM (3.5M/sec)
- Temperature Rating (ConShear, ConShear White) -30°F to 180°F (-35°C to 82°C)
- Temperature Rating (ConShear High Temp) Up to 275°F (135°C) with spikes to 325°F (164°C)
- Temperature Rating (ConShear Ultra High-Temp) Up to 400°F (200°C) with spikes to 450°F (232°C)
- Minimum Pulley Diameter 16" (400mm)
- Blade Height 7-1/4" (185mm)
- Usable Blade Wear Length 4" (100mm)
- Blade Material Polyurethane (proprietary blend for abrasion resistance and long wear)
- Available for Belt Widths 24" to 84" (600 to 2100mm)
- CEMA Cleaner Rating Class 3

U.S. Patents No. D482,508S; 9,242,805; D756,060; D747,838

Replacement Parts List



Replacement Parts

REF	DESCRIPTION	ORDERING NUMBER	ITEM CODE	WT. LBS.
1	24" (600mm) Pole	MSPP24	75803	42.5
	30" (750mm) Pole	MSPP30	75804	46.0
	36" (900mm) Pole	MSPP36	75805	50.5
	42" (1050mm) Pole	MSPP42	75806	55.5
	48" (1200mm) Pole	MSPP48	75807	60.0
	54" (1350mm) Pole	MSPP54	75808	64.0
	60" (1500mm) Pole	MSPP60	75809	67.0
	72" (1800mm) Pole	MSPP72	75810	76.0
	84" (2100mm) Pole	MSPP84	76807	88.6
2	Mounting Plate Kit* (2 ea.)	MSPMPK	75811	8.3
3	Pole Lock* (1 ea.)	MSPPL	75816	1.9
4	Blade Pin Kit* (1 ea.)	MSPBPK	75831	0.1
5	Pivot Arm Kit* (1 ea.)	QMTPAK	76096	4.3
6a	Tension Spring - Purple (1 ea.) for blades 16" - 28" (400 - 700mm)	QMTS-P	75845	0.6
6b	Tension Spring - White (1 ea.) for blades 34" - 70" (850 - 1750mm)	PSTS-W	75898	1.7
6c	Tension Spring - Gold (1 ea.) for blades 76" - 82" (1900 - 2050mm)	QMTS-G	76484	2.5
7a	Bushing Kit - Purple (2 ea.)	QMTBK-P	76097	0.1
7b	Bushing Kit - White (2 ea.)	QMTBK-W	76098	0.2
7c	Bushing Kit - Gold (2 ea.)	QMTBK-G	76540	0.3
7d	QMT Bushing Kit - Ultra High-Temp (2 ea.)	QMT-ATEX	90435	0.2
8	Pivot Shaft Bracket Kit* (1 ea.)	QMTPSBK	76099	4.3
9	Torsion Arm Kit* (1 ea.)	PSTA	75896	11.4
10	Jam Nut Kit QMT Tensioner	JNK-C	79893	0.3
-	QMT Spring Tensioner* - Purple (incl. 1 ea. Items 5, 6a, 7a, 8, & 9) for blades 16" - 28" (400 - 700mm)	QMT-P	76074	20.4
-	QMT Spring Tensioner* - White (incl. 1 ea. Items 5, 6b, 7b, 8, & 9) for blades 34" - 70" (850 - 1750mm)	QMT-W	76075	21.8
-	QMT Spring Tensioner* - Gold (incl. 1 ea. Items 5, 6c, 7c, 8, & 9) for blades 76" - 82" (1900 - 2050mm)	QMT-G	76483	23.2
-	QMT Ultra High-Temp Tensioner* - Purple (incl. 1 ea. Items 5, 6a, 7, 8, & 9) for blade widths 16" - 28" (400 - 700mm)	QMT-A-P	91285	20.4
-	QMT Ultra High-Temp Tensioner* - White (incl. 1 ea. Items 5, 6b, 7, 8, & 9) for blades 34" - 70" (850 - 1750mm)	QMT-A-W	91286	21.8

*Hardware Included
Lead Time: 1 working day

Spring Tensioner Selection Chart

CLEANER BLADE WIDTH	76074 QMT-P	76075 QMT-W	76483 QMT-G
ConShear 16" - 28" (400 - 700mm)	X		
ConShear 34" - 70" (850 - 1750mm)		X	
ConShear 76" - 82" (1900 - 2050mm)			X

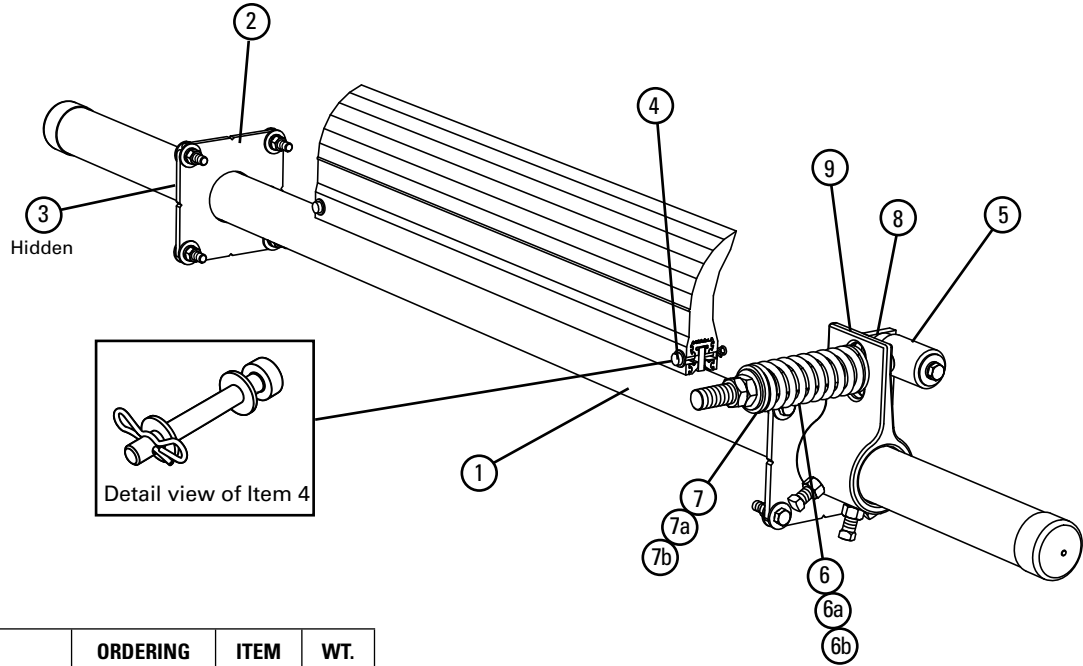
Spring Tensioner Selection Chart MSP UHT Only

Cleaner Blade Width	91285 QMT-A-P	91286 QMT-A-W
UHT ConShear 16"-28" (400-700mm)	X	
UHT ConShear 34"-70" (850-1750mm)		X

U.S. Patents No. D482,508S; 9,242,805; D756,060; D747,838

Replacement Parts List

Stainless Steel MSP Standard Mine-Duty Precleaner



Replacement Parts

REF	DESCRIPTION	ORDERING NUMBER	ITEM CODE	WT. LBS.
1	24" (600mm) SS Pole	MSPP24-S/S	77472	42.5
	30" (750mm) SS Pole	MSPP30-S/S	77473	46.0
	36" (900mm) SS Pole	MSPP36-S/S	77474	50.5
	42" (1050mm) SS Pole	MSPP42-S/S	77475	55.5
	48" (1200mm) SS Pole	MSPP48-S/S	77476	60.0
	54" (1350mm) SS Pole	MSPP54-S/S	77477	64.0
	60" (1500mm) SS Pole	MSPP60-S/S	77478	67.0
	72" (1800mm) SS Pole	MSPP72-S/S	77479	76.0
	84" (2100mm) SS Pole	MSPP84-S/S	77480	88.6
2	SS Mounting Plate Kit* (2 ea.)	MSPMPK-S/S	77582	8.3
3	SS Pole Lock* (1 ea.)	MSPPL-S/S	77524	1.9
4	SS Blade Pin Kit* (1 ea.)	MSPBPK-S/S	77583	0.1
5	SS Pivot Arm Kit* (1 ea.)	QMPAK-S/S	77587	4.3
6	SS Tension Spring - Purple (1 ea.) for blades 16" - 28" (400 - 700mm)	QMTS-P-S/S	77450	0.6
6a	SS Tension Spring - White (1 ea.) for blades 34" - 70" (850 - 1750mm)	QMTS-W-S/S	77451	1.7
6b	SS Tension Spring - Gold (1 ea.) for blades 76" - 82" (1900 - 2050mm)	QMTS-G-S/S	77452	2.5
7	Bushing Kit - Purple (2 ea.)	QMTBK-P	76097	0.1
7a	Bushing Kit - White (2 ea.)	QMTBK-W	76098	0.2
7b	Bushing Kit - Gold (2 ea.)	QMTBK-G	76540	0.3
8	SS Pivot Shaft Bracket Kit* (1 ea.)	QMTPSBK-S/S	77588	4.3
9	SS Torsion Arm Kit* (1 ea.)	PSTA-S/S	77442	11.4
-	SS QMT Spring Tensioner* - Purple (incl. 1 ea. Items 5, 6, 7, 8, & 9) for blades 16" - 28" (400 - 700mm)	QMT-P-S/S	77584	20.4
-	SS QMT Spring Tensioner* - White (incl. 1 ea. Items 5, 6a, 7a, 8, & 9) for blades 34" - 70" (850 - 1750mm)	QMT-W-S/S	77585	21.8
-	SS QMT Spring Tensioner* - Gold (incl. 1 ea. Items 5, 6b, 7b, 8, & 9) for blades 76" - 82" (1900 - 2050mm)	QMT-G-S/S	77586	23.2

*Hardware Included
Lead Time: 1 working day

Shaded items are made to order.
Lead time: 3 weeks

U.S. Patents No. D482,508S; 9,242,805; D756,060; D747,838

Spring Tensioner Selection Chart

CLEANER BLADE WIDTH	77584 QMT-P-S/S	77585 QMT-W-S/S	77586 QMT-G-S/S
ConShear 16" - 28" (400 - 700mm)	X		
ConShear 34" - 70" (850 - 1750mm)		X	
ConShear 76" - 82" (1900 - 2050mm)			X

Product Ordering Information

MMP Medium-Duty Precleaner Belt Width Minus 6" (150mm)

BELT WIDTH		BLADE WIDTH		ORDERING NUMBER	ITEM CODE	WT. LBS.
in.	mm	in.	mm			
24	600	18	450	MMP-624	76450	159.4
30	750	24	600	MMP-630	76451	175.0
36	900	30	750	MMP-636	76452	190.6
42	1050	36	900	MMP-642	76453	206.2
48	1200	42	1050	MMP-648	76454	221.8
54	1350	48	1200	MMP-654	76455	237.4
60	1500	54	1350	MMP-660	76456	253.0
72	1800	66	1650	MMP-672	76457	291.1
84	2100	78	1950	MMP-684	76798	344.1
96	2400	90	2250	MMP-696	79033	397.1

Lead time: 1 working day

MMP Medium-Duty Precleaner Belt Width Minus 12" (300mm)

BELT WIDTH		BLADE WIDTH		ORDERING NUMBER	ITEM CODE	WT. LBS.
in.	mm	in.	mm			
30	750	18	450	MMP-1230	76551	168.0
36	900	24	600	MMP-1236	76552	183.6
42	1050	30	750	MMP-1242	76553	199.2
48	1200	36	900	MMP-1248	76554	214.8
54	1350	42	1050	MMP-1254	76555	230.4
60	1500	48	1200	MMP-1260	76556	246.0
72	1800	60	1500	MMP-1272	76557	284.1
84	2100	72	1800	MMP-1284	76799	337.1
96	2400	84	2100	MMP-1296	79034	390.1

Lead time: 1 working day

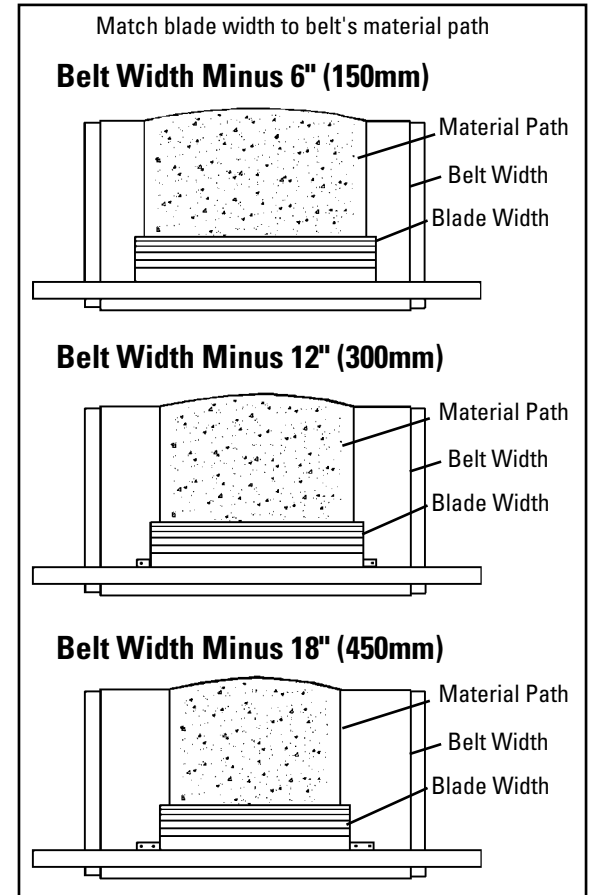
MMP Medium-Duty Precleaner Belt Width Minus 18" (450mm)

BELT WIDTH		BLADE WIDTH		ORDERING NUMBER	ITEM CODE	WT. LBS.
in.	mm	in.	mm			
36	900	18	450	MMP-1836	77575	176.6
42	1050	24	600	MMP-1842	77576	192.2
48	1200	30	750	MMP-1848	77577	207.8
54	1350	36	900	MMP-1854	77578	223.4
60	1500	42	1050	MMP-1860	77579	239.0
72	1800	54	1350	MMP-1872	77580	277.1
84	2100	66	1650	MMP-1884	77581	330.1
96	2400	78	1950	MMP-1896	79040	383.1

Lead time: 1 working day

Product Notes:

- Recommended for medium-duty conveyor applications. For abusive applications see the MHCP Heavy-Duty Cartridge Precleaner (56).
- Material Path Option: Fit the blade width to the belt's material path. The material path is typically the center 2/3 of the belt width. In most cases a blade size of belt width minus 6" (150mm) may be the best solution.
- Each cleaner pole is retrofittable for three blade sizes (belt width minus 6" (150mm), minus 12" (300mm) or minus 18" (450mm)).
- Pole Length: Belt width plus 54" (1350mm). For longer requirements see Installation Accessories – Pole Extender Kit (137).
- Visual Tension Check: No guesswork on blade tensioning. Measure the spring and adjust to specified length per blade width to restore optimal tensioning.
- To make cleaner installation easier and quicker, see Optional Mounting Kits (137).



Optional Mounting Kits

DESCRIPTION	ORDERING NUMBER	ITEM CODE	WT. LBS.
Optional Mounting Bar Kit *	MMBK	75830	19.5
Mounting Plate Kit * (2 plates)	MMPK	76537	140.0

*Hardware Included

Lead time: 1 working day

U.S. Patents No. D482,508S; 9,242,805; D756,060; D747,838

Product Ordering Information

Stainless Steel MMP Medium Mine-Duty Precleaner



Stainless Steel MMP Medium-Duty Precleaner Belt Width Minus 6" (150mm)

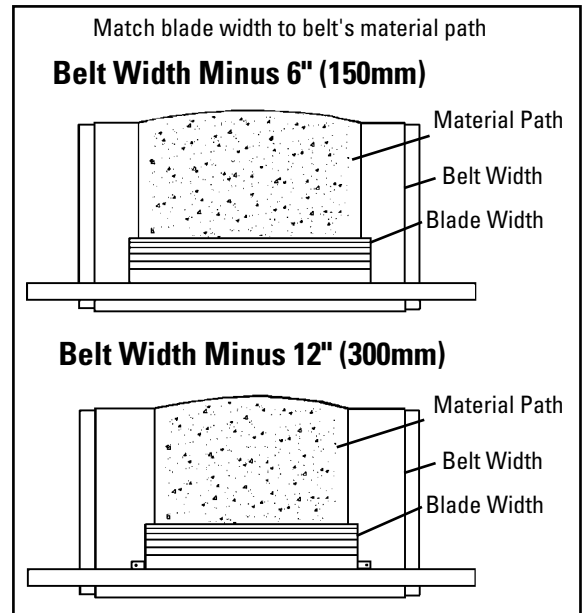
BELT WIDTH		BLADE WIDTH		ORDERING NUMBER	ITEM CODE	WT. LBS.
in.	mm	in.	mm			
24	600	18	450	MMP-624-S/S	77424	159.4
30	750	24	600	MMP-630-S/S	77425	175.0
36	900	30	750	MMP-636-S/S	77426	190.6
42	1050	36	900	MMP-642-S/S	77427	206.2
48	1200	42	1050	MMP-648-S/S	77428	221.8
54	1350	48	1200	MMP-654-S/S	77429	237.4
60	1500	54	1350	MMP-660-S/S	77430	253.0
72	1800	66	1650	MMP-672-S/S	77431	291.1
84	2100	78	1950	MMP-684-S/S	77432	344.1
96	2400	90	2100	MMP-696-S/S	79035	397.1

Lead time: 3 weeks

Stainless Steel MMP Medium-Duty Precleaner Belt Width Minus 12" (300mm)

BELT WIDTH		BLADE WIDTH		ORDERING NUMBER	ITEM CODE	WT. LBS.
in.	mm	in.	mm			
30	750	18	450	MMP-1230-S/S	77433	168.0
36	900	24	600	MMP-1236-S/S	77434	183.6
42	1050	30	750	MMP-1242-S/S	77435	199.2
48	1200	36	900	MMP-1248-S/S	77436	214.8
54	1350	42	1050	MMP-1254-S/S	77437	230.4
60	1500	48	1200	MMP-1260-S/S	77438	246.0
72	1800	60	1500	MMP-1272-S/S	77439	284.1
84	2100	72	1800	MMP-1284-S/S	77440	337.1
96	2400	84	2100	MMP-1296-S/S	79036	390.1

Lead time: 3 weeks



Product Notes:

- Recommended for medium-duty conveyor applications, but in corrosive environments.
- Material Path Option: Fit the blade width to the belt's material path. The material path is typically the center 2/3 of the belt width. In most cases a blade size of belt width minus 6" (150mm) may be the best solution.
- Each cleaner pole is retrofittable for three blade sizes (belt width minus 6" (150mm), minus 12" (300mm) or minus 18" (450mm)).
- Pole Length: Belt width plus 54" (1350mm). For longer requirements see Installation Accessories – Pole Extender Kit (137).
- Visual Tension Check: No guesswork on blade tensioning. Measure the spring and adjust to specified length per blade width to restore optimal tensioning.
- To make cleaner installation easier and quicker, see Optional Mounting Kits (137).

U.S. Patent No. D482,508S

Product Ordering Information

MMP Medium Mine-Duty Precleaner with Portable Air Tensioner



Tank sold separately.
See 44 for options.

MMP Medium-Duty Precleaner with PAT Belt Width Minus 6" (150mm)

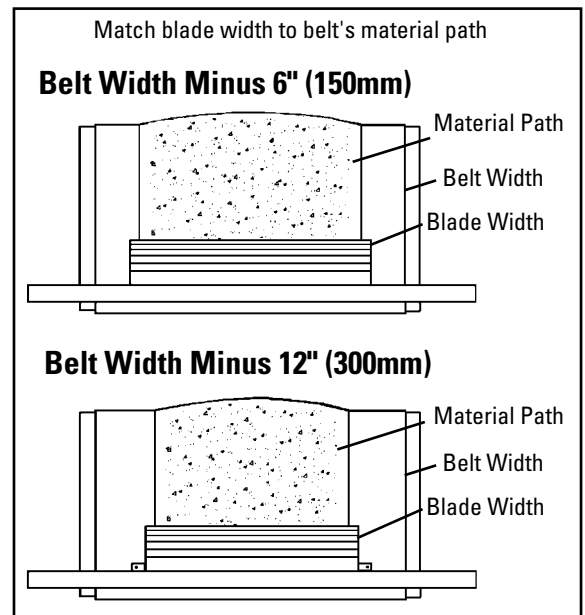
BELT WIDTH		BLADE WIDTH		ORDERING NUMBER	ITEM CODE	WT. LBS.
in.	mm	in.	mm			
24	600	18	450	MMP-624P	78706	202.0
30	750	24	600	MMP-630P	78707	217.6
36	900	30	750	MMP-636P	78708	233.2
42	1050	36	900	MMP-642P	78709	248.8
48	1200	42	1050	MMP-648P	78710	264.4
54	1350	48	1200	MMP-654P	78711	280.0
60	1500	54	1350	MMP-660P	78712	295.6
72	1800	66	1650	MMP-672P	78713	333.7
84	2100	78	1950	MMP-684P	78714	386.7
96	2400	90	2250	MMP-696P	79037	439.7

Lead time: 1 working day

MMP Medium-Duty Precleaner with PAT Belt Width Minus 12" (300mm)

BELT WIDTH		BLADE WIDTH		ORDERING NUMBER	ITEM CODE	WT. LBS.
in.	mm	in.	mm			
30	750	18	450	MMP-1230P	78715	210.6
36	900	24	600	MMP-1236P	78716	226.2
42	1050	30	750	MMP-1242P	78717	241.8
48	1200	36	900	MMP-1248P	78718	257.4
54	1350	42	1050	MMP-1254P	78719	273.0
60	1500	48	1200	MMP-1260P	78720	288.6
72	1800	60	1500	MMP-1272P	78721	326.7
84	2100	72	1800	MMP-1284P	78722	379.7
96	2400	84	2100	MMP-1296P	79038	432.7

Lead time: 1 working day



Product Notes:

- Recommended for medium-duty conveyor applications. For abusive applications see MHCP Heavy-Duty Cartridge Precleaner (56).
- Material Path Option: Fit the blade width to the belt's material path. The material path is typically the center 2/3 of the belt width. In most cases a blade size of belt width minus 6" (150mm) may be the best solution.
- Each cleaner pole is retrofittable for three blade sizes (belt width minus 6" (150mm), minus 12" (300mm) or minus 18" (450mm)).
- Pole Length: Belt width plus 54" (1350mm). For longer requirements see Installation Accessories – Pole Extender Kit (137).
- Portable Air Tensioner used for constant, automatic tension throughout the life of the blades. Can be used with site-available air lines or with the add-on Air Tank.
- To make cleaner installation easier and quicker, see Optional Mounting Kits (137).

U.S. Patent No. D482,508S

Product Ordering Information

Line Connections for Portable Air Tensioner

Air Tanks

ORDERING NUMBER	ITEM CODE	WT. LBS.
PAT1	78684	13.0
PAT2	78685	13.0



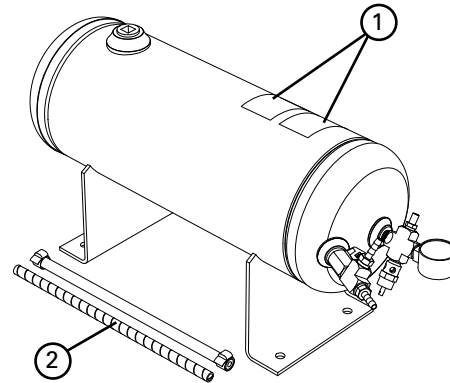
PAT1 (Single)



PAT2 (Dual)

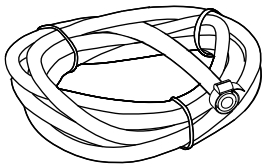
Replacement Parts List

REF	DESCRIPTION	ORDERING NUMBER	ITEM CODE	WT. LBS.
1	Tank Label Kit	PATLK	78791	0.1
2	Tank Hose Kit (incl. 1 ea. 10' hose and 1' poly spiral wrap, 2 hose clamps)	PATHK	78794	1.5



Product Notes:

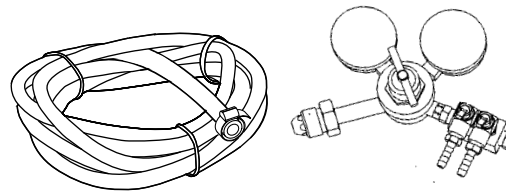
- For use with PAT cleaner assemblies and PAT control box.
- Single for applications with one cleaner, double for applications with two cleaners.
- 150# pop-off valve for safe pressurizing/charging of Air Tank.
- ASME construction.



Air Line Connection for Site-Accessible Air

ORDERING NUMBER	ITEM CODE	WT. LBS.
PATHK*	78794	1.5

* incl. 10' hose, 1' poly spiral wrap, 2 hose clamps



Nitrogen Tank Connection for Site-Provided Nitrogen Tank

ORDERING NUMBER	ITEM CODE	WT. LBS.
PANK*	78799	5.0

* incl. Nitrogen Regulator, 10' hose, 2 hose clamps

TuffShear™ Replacement Blades

MMP
Medium Mine-Duty Precleaner

NOTE: TuffShear replacement blades will retrofit to Martin® QC® XHD Cleaners.



Blade Width Selection

BELT WIDTH		BELT WIDTH - 6" (150mm)		BELT WIDTH - 12" (300mm)		BELT WIDTH - 18" (450mm)	
in.	mm	in.	mm	in.	mm	in.	mm
24	600	18	450	N/A	N/A	N/A	N/A
30	750	24	600	18	450	N/A	N/A
36	900	30	750	24	600	18	450
42	1050	36	900	30	750	24	600
48	1200	42	1050	36	900	30	750
54	1350	48	1200	42	1050	36	900
60	1500	54	1350	48	1200	42	1050
72	1800	66	1650	60	1500	54	1350
84	2100	78	1950	72	1800	66	1650
96	2400	90	2250	84	2100	78	1950

Replacement TuffShear™ Blades

BLADE WIDTH		ORDERING NUMBER	ITEM CODE	WT. LBS.
in.	mm			
18	450	TRB18	76485	21.0
24	600	TRB24	76486	28.0
30	750	TRB30	76487	35.0
36	900	TRB36	76488	42.0
42	1050	TRB42	76489	49.0
48	1200	TRB48	76490	56.0
54	1350	TRB54	76491	63.0
60	1500	TRB60	76492	70.0
66	1650	TRB66	76493	77.0
72	1800	TRB72	76494	84.0
78	1950	TRB78	76697	91.0
84	2100	TRB84	77047	98.0
90	2250	TRB90	77048	105.0

Other blade sizes available upon request.
Lead time: 1 working day

Replacement TuffShear™ High-Temp Blades

BLADE WIDTH		ORDERING NUMBER	ITEM CODE	WT. LBS.
in.	mm			
18	450	TRB-HT18	78754	21.0
24	600	TRB-HT24	78755	28.0
30	750	TRB-HT30	78756	35.0
36	900	TRB-HT36	78757	42.0
42	1050	TRB-HT42	78758	49.0
48	1200	TRB-HT48	78759	56.0
54	1350	TRB-HT54	78760	63.0
60	1500	TRB-HT60	78761	70.0
66	1650	TRB-HT66	78762	77.0
72	1800	TRB-HT72	78763	84.0
78	1950	TRB-HT78	78764	91.0

Other blade sizes available upon request.
Lead time: 1 working day

Replacement TuffShear™ Ultra High-Temp Blades

BLADE WIDTH		ORDERING NUMBER	ITEM CODE	WT. LBS.
in.	mm			
18	450	TRB-UHT18	91865	21.0
24	600	TRB-UHT24	91866	28.0
30	750	TRB-UHT30	91867	35.0
36	900	TRB-UHT36	91868	42.0
42	1050	TRB-UHT42	91869	49.0
48	1200	TRB-UHT48	91870	56.0
54	1350	TRB-UHT54	91871	63.0
60	1500	TRB-UHT60	91872	70.0
66	1650	TRB-UHT66	91873	77.0
72	1800	TRB-UHT72	91874	84.0
78	1950	TRB-UHT78	91875	91.0
84	2100	TRB-UHT84	91876	98.0
90	2250	TRB-UHT90	91877	105.0

Lead time: 1 working day

Product Notes:

- A molded-in wear line indicates when the blade is worn out and needs to be replaced.
- Faceted blade profile: Renews its cleaning edge as the blade wears.
- TuffShear™ blades are made of a special long-wearing polyurethane.
- Quick blade replacement: Pull one pin, remove the old blade and slide the new one in.

U.S. Patent No. D482,508S
Martin® and QC® #1 are registered trademarks of Martin Engineering, Neponset, IL.

Specifications & Guidelines

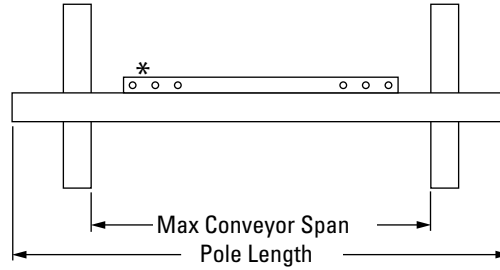
MMP

Medium Mine-Duty Precleaner

Pole Length Specifications*

CLEANER SIZE		MAX OVERALL POLE LENGTH		CENTER POLE LENGTH		MAXIMUM CONVEYOR SPAN	
in.	mm	in.	mm	in.	mm	in.	mm
24	600	78	1950	24	600	66	1650
30	750	84	2100	30	750	72	1800
36	900	90	2250	36	900	78	1950
42	1050	96	2400	42	1050	84	2100
48	1200	102	2550	48	1200	90	2250
54	1350	108	2700	54	1350	96	2400
60	1500	114	2850	60	1500	102	2550
72	1800	126	3150	72	1800	114	2850
84	2100	138	3450	84	2100	126	3150
96	2400	150	3750	96	2400	138	3450

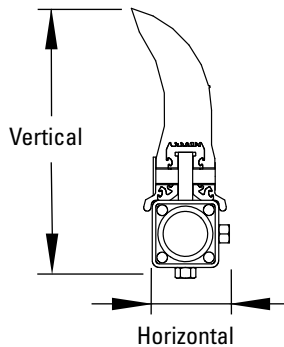
* For special extra long pole length requirements a Pole Extender Kit (#76024) is available that provides 30" (750mm) of extended pole length. (137). Pole Diameter – 2-7/8" (73mm)



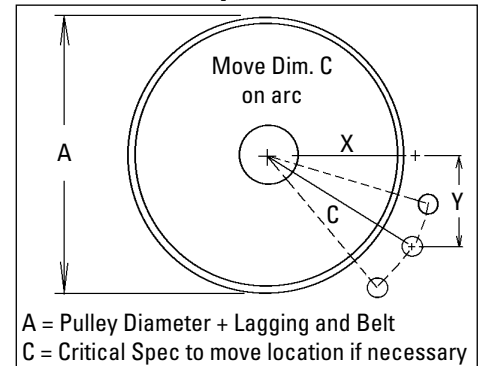
*Each pole size can be used with a blade size either belt width minus 6" (150mm), belt width minus 12" (300mm), or belt width minus 18" (450mm).

Clearance Guidelines for Installation

HORIZONTAL CLEARANCE REQUIRED		VERTICAL CLEARANCE REQUIRED	
in.	mm	in.	mm
4	100	13	325



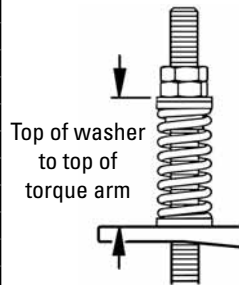
Pole Location Specs



Spring Length Chart

Blade Width	Purple Springs	White Springs	Gold Springs	Silver Springs
18"	4 5/8"	6"	6 1/4"	6 1/2"
24"	4"	5 7/8"	6 1/4"	6 3/8"
30"	N/A	5 5/8"	6 1/8"	6 3/8"
36"	N/A	5 1/2"	6"	6 1/4"
42"	N/A	5 1/4"	5 7/8"	6 1/4"
48"	N/A	5 1/8"	5 3/4"	6 1/8"
54"	N/A	4 7/8"	5 5/8"	6 1/8"
60"	N/A	4 3/4"	5 5/8"	6 1/8"
66"	N/A	N/A	5 1/2"	6"
72"	N/A	N/A	5 3/8"	6"
78"	N/A	N/A	5 1/4"	5 7/8"
84"	N/A	N/A	5 1/8"	5 7/8"
90"	N/A	N/A	N/A	5 3/4"
96"	N/A	N/A	N/A	5 5/8"
102"	N/A	N/A	N/A	5 1/2"
108"	N/A	N/A	N/A	5 1/2"
114"	N/A	N/A	N/A	5 3/8"

Shading indicates preferred spring option.



Pressure Chart

Blade Width	PSI
18"	5#
24"	6#
32"	8#
36"	9#
42"	11#
48"	13#
54"	14#
60"	16#
66"	17#
72"	19#
78"	21#
84"	22#
90"	24#

PSI setting is based on the belt width.

Pole Location Chart

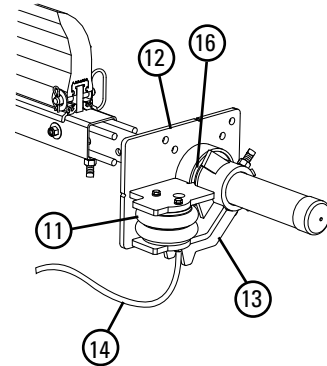
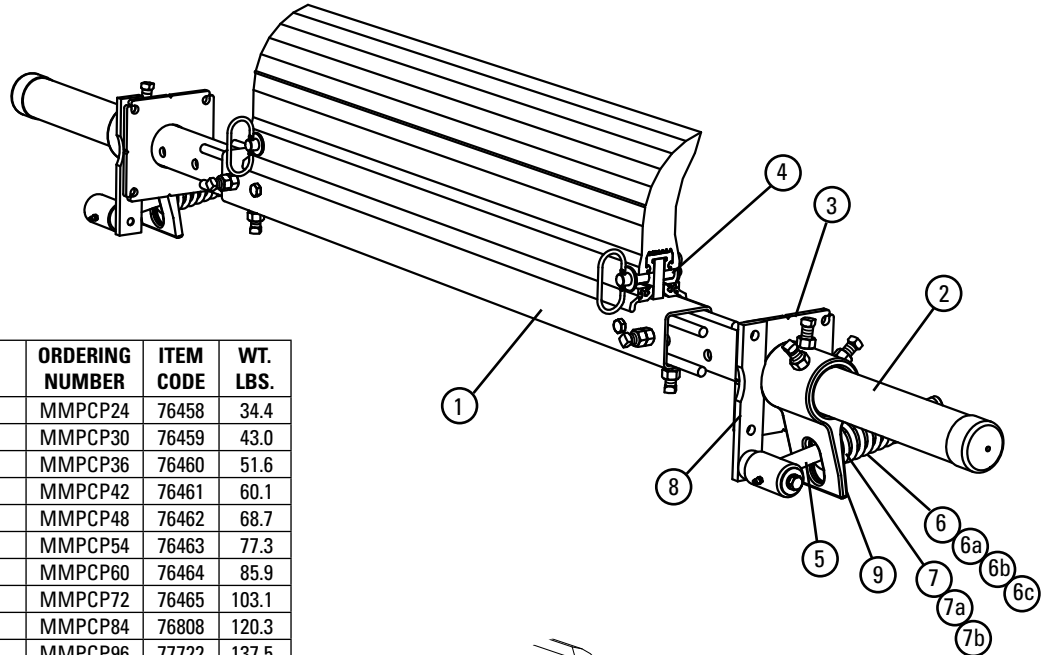
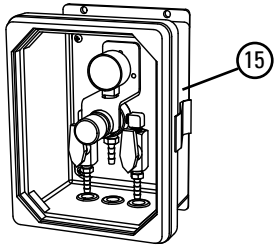
A	X	Y	C
16"	8 1/8"	12"	14 1/2"
17"	8 3/4"	12"	14 7/8"
18"	9 1/4"	12"	15 1/8"
19"	9 3/4"	12"	15 1/2"
20"	10 3/8"	12"	15 7/8"
21"	11"	12"	16 1/4"
22"	11 1/2"	12"	16 5/8"
23"	12"	12"	17"
24"	12 5/8"	12"	17 3/8"
25"	13 1/8"	12"	17 3/4"
26"	13 5/8"	12"	18 1/8"
27"	14 1/8"	12"	18 1/2"
28"	14 5/8"	12"	18 7/8"
29"	15 1/4"	12"	19 3/8"
30"	15 5/8"	12"	19 3/4"
31"	16 1/8"	12"	20 1/8"
32"	16 3/4"	12"	20 5/8"
33"	17 1/4"	12"	21"
34"	17 3/4"	12"	21 3/8"
35"	18 1/4"	12"	21 7/8"
36"	18 3/4"	12"	22 1/4"
37"	19 3/8"	12"	22 3/4"
38"	19 3/4"	12"	23 1/8"
39"	20 3/8"	12"	23 5/8"
40"	20 3/4"	12"	24"
41"	21 3/8"	12"	24 1/2"
42"	21 7/8"	12"	25"
43"	22 1/2"	12"	25 1/2"
44"	23 1/8"	12"	26"
45"	23 5/8"	12"	26 1/2"
46"	24 1/8"	12"	27"
47"	24 3/4"	12"	27 1/2"
48"	25 1/4"	12"	28"

Specifications:

- Maximum Belt Speed 1000 FPM (5M/sec)
- Temperature Rating (TuffShear).....-30°F to 180°F (-35°C to 82°C)
- Temperature Rating (TuffShear High Temp).....Up to 275°F (135°C) with spikes to 325°F (164°C)
- Minimum Pulley Diameter.....16" (400mm)
- Blade Height.....10" (250mm)
- Usable Blade Wear Length.....6" (150mm)
- Blade Material.....Polyurethane (proprietary blend for abrasion resistance and long wear)
- Available for Belt Widths24" to 96" (600 to 2400mm).
Other sizes available upon request.
- CEMA Cleaner RatingClass 4

U.S. Patent No. D482,508S

Replacement Parts List



Replacement Parts

REF	DESCRIPTION	ORDERING NUMBER	ITEM CODE	WT. LBS.
1	24" (600mm) Center Pole	MMPCP24	76458	34.4
	30" (750mm) Center Pole	MMPCP30	76459	43.0
	36" (900mm) Center Pole	MMPCP36	76460	51.6
	42" (1050mm) Center Pole	MMPCP42	76461	60.1
	48" (1200mm) Center Pole	MMPCP48	76462	68.7
	54" (1350mm) Center Pole	MMPCP54	76463	77.3
	60" (1500mm) Center Pole	MMPCP60	76464	85.9
	72" (1800mm) Center Pole	MMPCP72	76465	103.1
	84" (2100mm) Center Pole	MMPCP84	76808	120.3
	96" (2400mm) Center Pole	MMPCP96	77722	137.5
2	Extender Pole Kit (2 ea.)	MHP-EP	76392	54.0
3	Mounting Plate Kit* (2 ea.)	MSPMPK	75811	8.3
4	Blade Pin Kit* (1 ea.)	MMPBPK	76466	0.8
5	Pivot Arm Kit* (1 ea.)	QMTPAK	76096	4.3
6	Tension Spring - Purple (1 ea.) for blades 24" (600mm)	QMTS-P	75845	0.6
6a	Tension Spring - White (1 ea.) for blades 30" - 90" (750 - 2250mm)	PSTS-W	75898	1.7
6b	Tension Spring - Gold (1 ea.) for blades 54" - 78" (1350 - 1950mm)	QMTS-G	76484	2.5
6c	Tension Spring - Silver (1 ea.) for blades 84-90" (2100-2350mm)	PSTS-S	75899	3.0
7	Bushing Kit - Purple (2 ea.)	QMTBK-P	76097	0.1
7a	Bushing Kit - White & Silver (2 ea.)	QMTBK-W	76098	0.2
7b	Bushing Kit - Gold (2 ea.)	QMTBK-G	76540	0.3
8	Pivot Shaft Bracket Kit* (1 ea.)	QMTPSBK	76099	4.3
9	Torsion Arm Kit* (1 ea.)	PSTA	75896	11.4
10	Jam Nut Kit, QMT Tensioner	JNK-C	79893	0.3
-	QMT Spring Tensioner* - Purple (incl. 1 ea. Items 5, 6, 7, 8, & 9) for blades 18" - 24" (450 - 600mm)	QMT-P	76074	20.4
-	QMT Spring Tensioner* - White (incl. 1 ea. Items 5, 6a, 7a, 8, & 9) for blades 30" - 48" (750 - 1200mm)	QMT-W	76075	21.8
-	QMT Spring Tensioner* - Gold (incl. 1 ea. Items 5, 6b, 7b, 8, & 9) for blades 54" - 78" (1350 - 1950mm)	QMT-G	76483	23.2
-	QMT Spring Tensioner* - Silver (incl. 1 ea. Items 5, 6c, 7a, 8 & 9) blades 84-90 (2100-2350mm)	QMT-S	79039	20.3
11	Air/Water Bag (1 ea.)	AWTB	75905	3.8
12	Mounting Base (1ea.)	AWTMB	75906	22.9
13	Torque Arm* (1 ea.)	AWTA	75907	11.6
14	Hose Kit (50' of hose and 6 hose clamps)	AWTHK	75909	6.7
15	PAT Control Box 60 psi	PACB60	78683	11.0
16	AWT Pole Bearing Assy (for cleaners shipped after 4/2016)	AWTPBA	90000	2.3
-	PAT Kit- AWT Tensioner w/ Control Box (includes 2 ea. Items 11,12,13,14 & 1 ea. Item 15)	PAK	78705	86.2
-	AWT Air/Water Tensioner w/o Control Box (includes 2 ea. Items 11,12,13 & 14)	AWTNCB	76069	75.2

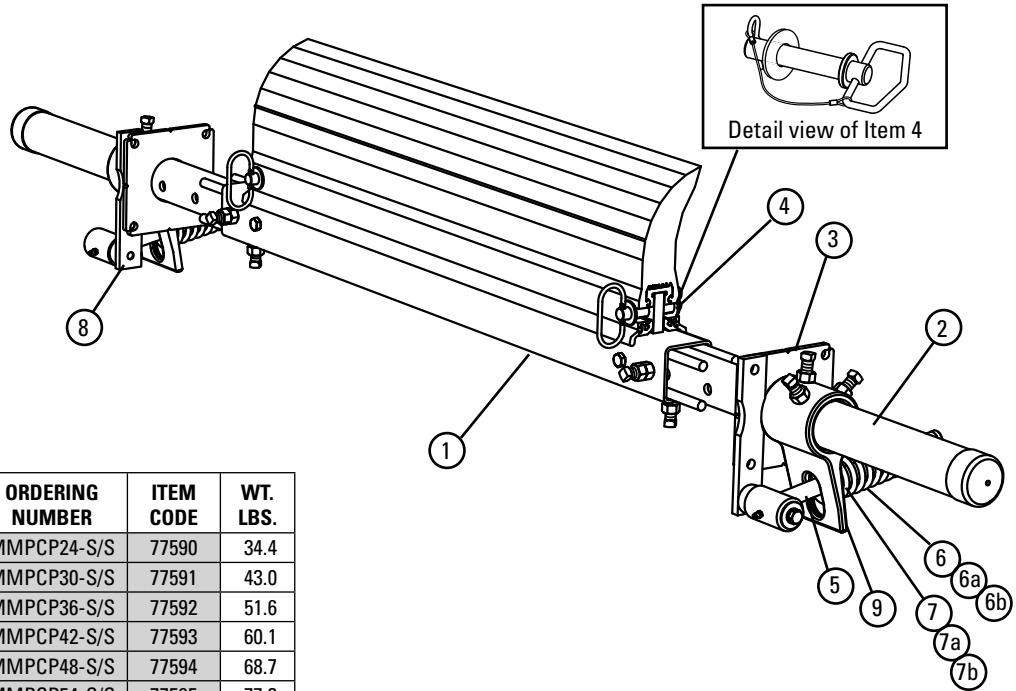
*Hardware Included
Lead Time: 1 working day

Spring Tensioner Selection Chart

CLEANER BLADE WIDTH	76074 QMT-P	76075 QMT-W	76483 QMT-G	79039 QMT-S
TuffShear 18" - 24" (450 - 600mm)	X			
TuffShear 30" - 48" (750 - 1200mm)		X		
TuffShear 54" - 78" (1350 - 1950mm)			X	
TuffShear 84" - 90" (2100 - 2250mm)				X

Replacement Parts List

Stainless Steel MMP Medium Mine-Duty Precleaner



Replacement Parts

REF	DESCRIPTION	ORDERING NUMBER	ITEM CODE	WT. LBS.
1	24" (600mm) SS Center Pole	MMPCP24-S/S	77590	34.4
	30" (750mm) SS Center Pole	MMPCP30-S/S	77591	43.0
	36" (900mm) SS Center Pole	MMPCP36-S/S	77592	51.6
	42" (1050mm) SS Center Pole	MMPCP42-S/S	77593	60.1
	48" (1200mm) SS Center Pole	MMPCP48-S/S	77594	68.7
	54" (1350mm) SS Center Pole	MMPCP54-S/S	77595	77.3
	60" (1500mm) SS Center Pole	MMPCP60-S/S	77596	85.9
	72" (1800mm) SS Center Pole	MMPCP72-S/S	77597	103.1
	84" (2100mm) SS Center Pole	MMPCP84-S/S	77598	120.3
	96" (2400mm) SS Center Pole	MMPCP96-S/S	78686	137.5
2	SS Extender Pole Kit (2 ea.)	MHP-EP-S/S	77599	54.0
3	SS Mounting Plate Kit* (2 ea.)	MSPMPK-S/S	77582	8.3
4	SS Blade Pin Kit* (1 ea.)	MMPBPK-S/S	77600	0.8
5	SS Pivot Arm Kit* (1 ea.)	QMPAK-S/S	77587	4.3
6	SS Tension Spring - Purple (1 ea.) for blades 24" (600mm)	QMTS-P-S/S	77450	0.6
6a	SS Tension Spring - White (1 ea.) for blades 30" - 48" (750 - 1200mm)	QMTS-W-S/S	77451	1.7
6b	SS Tension Spring - Gold (1 ea.) for blades 54" - 78" (1350 - 1950mm)	QMTS-G-S/S	77452	2.5
6c	SS Tension Spring - Silver (1 ea.) for blades 84"-90" (2100-2250mm)	QMTS-S-S/S	79056	3.1
7	Bushing Kit - Purple (2 ea.)	QMTBK-P	76097	0.1
7a	Bushing Kit - White and Silver (2 ea.)	QMTBK-W	76098	0.2
7b	Bushing Kit - Gold (2 ea.)	QMTBK-G	76540	0.3
8	SS Pivot Shaft Bracket Kit* (1 ea.)	QMTPSBK-S/S	77588	4.3
9	SS Torsion Arm Kit* (1 ea.)	PSTA-S/S	77442	11.4
-	SS QMT Spring Tensioner* - Purple (incl. 1 ea. Items 5, 6, 7, 8, & 9) for blades 18" - 24" (450 - 600mm)	QMT-P-S/S	77584	20.4
-	SS QMT Spring Tensioner* - White (incl. 1 ea. Items 5, 6a, 7a, 8, & 9) for blades 30" - 48" (750 - 1200mm)	QMT-W-S/S	77585	21.8
-	SS QMT Spring Tensioner* - Gold (incl. 1 ea. Items 5, 6b, 7b, 8, & 9) for blades 54" - 78" (1350 - 1950mm)	QMT-G-S/S	77586	23.2
-	SS QMT Spring Tensioner* - Silver (incl. 1 ea. Items 5, 6c, 7a, 8 & 9) for blades 84"-90" (2100-2250mm)	QMT-S-S/S	79059	24.6

*Hardware Included
Lead Time: 1 working day

Shaded items are made to order.
Lead time: 3 weeks

Spring Tensioner Selection Chart

CLEANER BLADE WIDTH	77584 QMT-P-S/S	77585 QMT-W-S/S	77586 QMT-G-S/S	79059 QMT-S-S/S
TuffShear 18" - 24" (450 - 600mm)	X			
TuffShear 30" - 48" (750 - 1200mm)		X		
TuffShear 54" - 78" (1350 - 1950mm)			X	
TuffShear 84"-90" (2100-2250mm)				X

U.S. Patent No. D482,508S

Product Ordering Information

MHP Mine Tough Heavy-Duty Precleaner



Belt Width Minus 6" (150mm)

BELT WIDTH		BLADE WIDTH		ORDERING NUMBER	ITEM CODE	WT. LBS
in.	mm	in.	mm			
24	600	18	450	MHP-624	77703	249.4
30	750	24	600	MHP-630	77704	267.6
36	900	30	750	MHP-636	77705	285.8
42	1050	36	900	MHP-642	77706	304.0
48	1200	42	1050	MHP-648	77707	322.2
54	1350	48	1200	MHP-654	77708	341.7
60	1500	54	1350	MHP-660	77709	359.9
72	1800	66	1650	MHP-672	77710	396.4
84	2100	78	1950	MHP-684	77711	432.9
96	2400	90	2250	MHP-696	77712	469.4

Belt Width Minus 12" (300mm)

BELT WIDTH		BLADE WIDTH		ORDERING NUMBER	ITEM CODE	WT. LBS
in.	mm	in.	mm			
30	750	18	450	MHP-1230	77713	258.0
36	900	24	600	MHP-1236	77714	276.2
42	1050	30	750	MHP-1242	77715	294.3
48	1200	36	900	MHP-1248	77716	312.6
54	1350	42	1050	MHP-1254	77717	330.8
60	1500	48	1200	MHP-1260	77718	350.3
72	1800	60	1500	MHP-1272	77719	386.8
84	2100	72	1800	MHP-1284	77720	432.2
96	2400	84	2100	MHP-1296	77721	477.6

Belt Width Minus 18" (450mm)

BELT WIDTH		BLADE WIDTH		ORDERING NUMBER	ITEM CODE	WT. LBS
in.	mm	in.	mm			
36	900	18	450	MHP-1836	78591	266.6
42	1050	24	600	MHP-1842	78592	284.7
48	1200	30	750	MHP-1848	78593	302.9
54	1350	36	900	MHP-1854	78594	321.2
60	1500	42	1050	MHP-1860	78595	339.4
72	1800	54	1350	MHP-1872	78596	377.1
84	2100	66	1650	MHP-1884	78597	413.6
96	2400	78	1950	MHP-1896	78598	450.1

Lead time: 1 working day

Belt Width Minus 24" (600mm)

BELT WIDTH		BLADE WIDTH		ORDERING NUMBER	ITEM CODE	WT. LBS
in.	mm	in.	mm			
42	1050	18	450	MHP-2442	78669	275.1
48	1200	24	600	MHP-2448	78670	243.3
54	1350	30	750	MHP-2454	78671	311.5
60	1500	36	900	MHP-2460	78672	329.8
72	1800	48	1200	MHP-2472	78673	367.5
84	2100	60	1500	MHP-2484	78674	404.0
96	2400	72	1800	MHP-2496	78675	440.4

Optional Mounting Kits

DESCRIPTION	ORDERING NUMBER	ITEM CODE	WT. LBS.
Optional Mounting Bar Kit *	MMBK	75830	19.5
Mounting Plate Kit * (2 plates)	MMPK	76537	140.0

*Hardware Included

Lead time: 1 working day

Product Notes:

- Recommended for heavy-duty conveyor applications.
- Material Path Option: Fit the blade width to the belt's material path. The material path is typically the center 2/3 of the belt width. In most cases a blade size of belt width minus 6" may be the best solution.
- Each cleaner pole is retrofittable for four blade sizes (belt width - 6", - 12", - 18" or - 24") (-150mm, -300mm, -450mm, -600mm).
- Pole Length: Belt width plus 54" (1350mm). For longer requirements see Installation Accessories - Pole Extender Kit (137).
- Visual Tension Check: No guesswork on blade tensioning. Measure the spring and adjust to specified length per blade width to restore optimal tensioning.
- To make cleaner installation easier and quicker, see Optional Mounting Kits (137).


U.S. Patent No. D482,508S

Product Ordering Information

MHP Mine Tough Heavy-Duty Precleaner with Portable Air Tensioner (PAT)



PAT Control Box



Tank sold separately.
See 51 for options.

Belt Width Minus 6" (150mm)

BELT WIDTH		BLADE WIDTH		ORDERING NUMBER	ITEM CODE	WT. LBS
in.	mm	in.	mm			
24	600	18	450	MHP-624P	78599	249.6
30	750	24	600	MHP-630P	78600	267.8
36	900	30	750	MHP-636P	78601	286.0
42	1050	36	900	MHP-642P	78602	304.2
48	1200	42	1050	MHP-648P	78603	322.4
54	1350	48	1200	MHP-654P	78604	340.6
60	1500	54	1350	MHP-660P	78605	358.8
72	1800	66	1650	MHP-672P	78606	395.3
84	2100	78	1950	MHP-684P	78607	431.8
96	2400	90	2250	MHP-696P	78608	468.3

Belt Width Minus 12" (300mm)

BELT WIDTH		BLADE WIDTH		ORDERING NUMBER	ITEM CODE	WT. LBS
in.	mm	in.	mm			
30	750	18	450	MHP-1230P	78609	258.2
36	900	24	600	MHP-1236P	78610	276.4
42	1050	30	750	MHP-1242P	78611	294.5
48	1200	36	900	MHP-1248P	78612	312.8
54	1350	42	1050	MHP-1254P	78613	331.0
60	1500	48	1200	MHP-1260P	78614	349.2
72	1800	60	1500	MHP-1272P	78615	385.7
84	2100	72	1800	MHP-1284P	78616	422.1
96	2400	84	2100	MHP-1296P	78617	458.5

Belt Width Minus 18" (450mm)

BELT WIDTH		BLADE WIDTH		ORDERING NUMBER	ITEM CODE	WT. LBS
in.	mm	in.	mm			
36	900	18	450	MHP-1836P	78618	266.8
42	1050	24	600	MHP-1842P	78619	284.9
48	1200	30	750	MHP-1848P	78620	303.1
54	1350	36	900	MHP-1854P	78621	321.4
60	1500	42	1050	MHP-1860P	78622	339.6
72	1800	54	1350	MHP-1872P	78623	376.0
84	2100	66	1650	MHP-1884P	78624	412.5
96	2400	78	1950	MHP-1896P	78625	449.0

Belt Width Minus 24" (600mm)

BELT WIDTH		BLADE WIDTH		ORDERING NUMBER	ITEM CODE	WT. LBS
in.	mm	in.	mm			
42	1050	18	450	MHP-2442P	78676	275.3
48	1200	24	600	MHP-2448P	78677	293.5
54	1350	30	750	MHP-2454P	78678	311.7
60	1500	36	900	MHP-2460P	78679	330.0
72	1800	48	1200	MHP-2472P	78680	366.4
84	2100	60	1500	MHP-2484P	78681	402.9
96	2400	72	1800	MHP-2496P	78682	439.3

Lead time: 1 working day

Product Notes:

- Recommended for heavy-duty conveyor applications.
- Material Path Option: Fit the blade width to the belt's material path. The material path is typically the center 2/3 of the belt width. In most cases a blade size of belt width minus 6" (150mm) may be the best solution.
- Each cleaner pole is retrofittable for four blade sizes (belt width minus 6" (150mm), minus 12" (300mm), minus 18" (450mm) or minus 24" (600mm)).
- Pole Length: Belt width plus 54" (1350mm). For longer requirements see Installation Accessories – Pole Extender Kit (137).
- Check tension from regulator in control box. Adjust according to air tension per blade width for optimal tensioning.
- To make cleaner installation easier and quicker, see Optional Mounting Kits (137).

U.S. Patent No. D482,508S

Product Ordering Information

Line Connections for Portable Air Tensioner

Air Tanks

ORDERING NUMBER	ITEM CODE	WT. LBS.
PAT1	78684	13.0
PAT2	78685	13.0



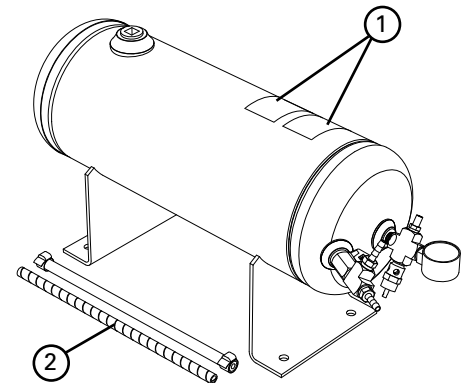
PAT1 (Single)



PAT2 (Dual)

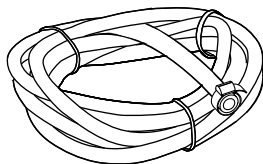
Replacement Parts List

REF	DESCRIPTION	ORDERING NUMBER	ITEM CODE	WT. LBS.
1	Tank Label Kit	PATLK	78791	0.1
2	Tank Hose Kit (incl. 1 ea. 10' hose and 1' poly spiral wrap, 2 hose clamps)	PATHK	78794	1.5



Product Notes:

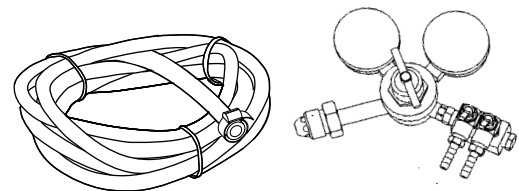
- For use with PAT cleaner assemblies and PAT control box.
- Single for applications with one cleaner, double for applications with two cleaners.
- 150# pop-off valve for safe pressurizing/charging of Air Tank.
- ASME construction.



Air Line Connection for Site-Accessible Air

ORDERING NUMBER	ITEM CODE	WT. LBS.
PATHK*	78794	1.5

* incl. 10' hose, 1' poly spiral wrap, 2 hose clamps



Nitrogen Tank Connection for Site-Provided Nitrogen Tank

ORDERING NUMBER	ITEM CODE	WT. LBS.
PANK*	78799	5.0

* incl. Nitrogen Regulator, 10' hose, 2 hose clamps

Product Ordering Information

MegaShear™
Replacement Blades



Blade Width Selection

BELT WIDTH		BELT WIDTH - 6" (150mm)		BELT WIDTH - 12" (300mm)		BELT WIDTH - 18" (450mm)		BELT WIDTH - 24" (600mm)	
in.	mm	in.	mm	in.	mm	in.	mm	in.	mm
24	600	18	450	N/A	N/A	N/A	N/A	N/A	N/A
30	750	24	600	18	450	N/A	N/A	N/A	N/A
36	900	30	750	24	600	18	450	N/A	N/A
42	1050	36	900	30	750	24	600	18	450
48	1200	42	1050	36	900	30	750	24	600
54	1350	48	1200	42	1050	36	900	30	750
60	1500	54	1350	48	1200	42	1050	36	900
72	1800	66	1650	60	1500	54	1350	48	1200
84	2100	78	1950	72	1800	66	1650	60	1500
96	2400	90	2250	84	2100	78	1950	72	1800

Ordering Information

MegaShear™ Replacement Blades

BLADE WIDTH		ORDERING NUMBER	ITEM CODE	WT. LBS.
in.	mm			
18	450	MRB18	77531	28.9
24	600	MRB24	77532	38.5
30	750	MRB30	77533	48.1
36	900	MRB36	77534	57.8
42	1050	MRB42	77535	67.4
48	1200	MRB48	77536	77.0
54	1350	MRB54	77537	86.6
60	1500	MRB60	77538	96.3
66	1650	MRB66	77539	105.9
72	1800	MRB72	77540	115.5
78	1950	MRB78	77541	125.1
84	2100	MRB84	77542	134.7
90	2250	MRB90	77543	144.3

Other blade sizes available upon request.

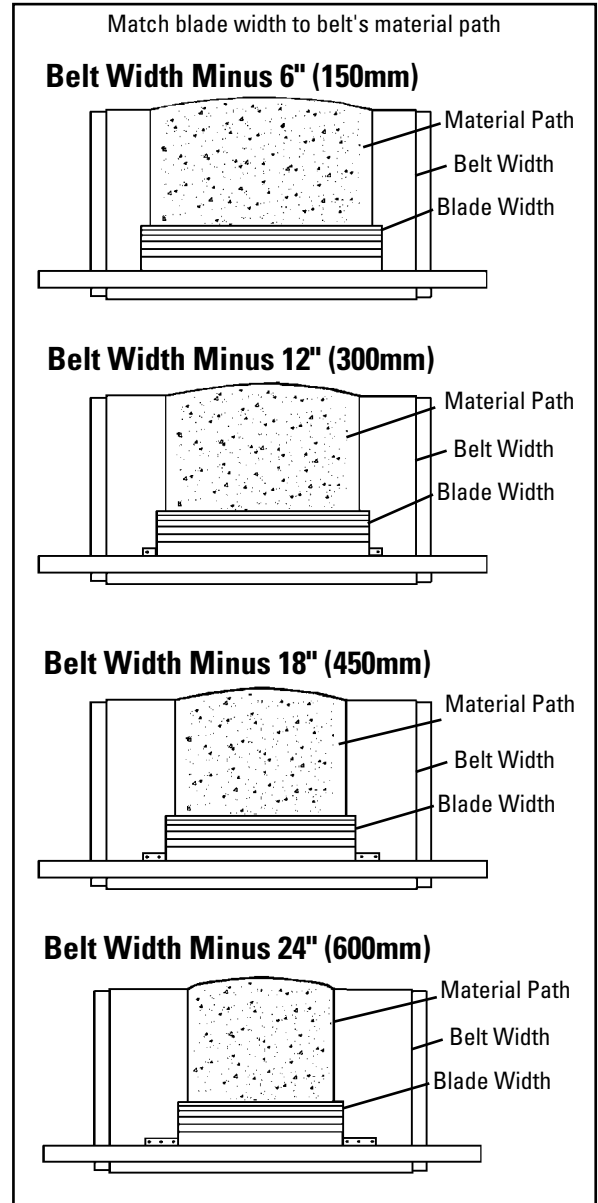
Lead time: 1 working day

Call for pricing and lead time

Product Notes:

- A molded-in wear line indicates when the blade is worn out and needs to be replaced.
- Faceted blade profile: Renews its cleaning edge as the blade wears.
- MegaShear™ blades are made of a special long-wearing polyurethane.
- Quick blade replacement: Pull one pin, remove the old blade and slide the new one in.

U.S. Patent No. D482,508S

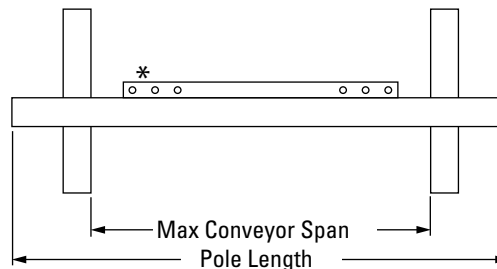


Specifications & Guidelines

Pole Length Specifications*

CLEANER SIZE		MAX OVERALL POLE LENGTH		CENTER POLE LENGTH		MAXIMUM CONVEYOR SPAN	
in.	mm	in.	mm	in.	mm	in.	mm
24	600	78	1950	24	600	66	1650
30	750	84	2100	30	750	72	1800
36	900	90	2250	36	900	78	1950
42	1050	96	2400	42	1050	84	2100
48	1200	102	2550	48	1200	90	2250
54	1350	108	2700	54	1350	96	2400
60	1500	114	2850	60	1500	102	2550
72	1800	126	3150	72	1800	114	2850
84	2100	138	3450	84	2100	126	3150
96	2400	150	3750	96	2400	138	3450

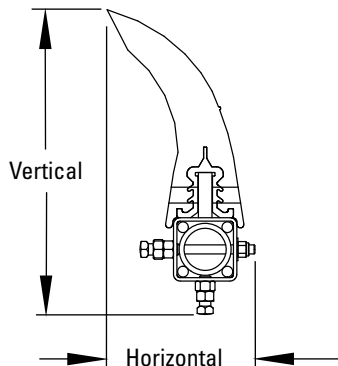
* For special extra long pole length requirements a Pole Extender Kit (#76024) is available that provides 30" (750mm) of extended pole length. Pole Diameter – 2-7/8" (73mm). (137)



*Each pole size can be used with a blade size either belt width minus 6" (150mm), belt width minus 12" (300mm), or belt width minus 18" (450mm).

Clearance Guidelines for Installation

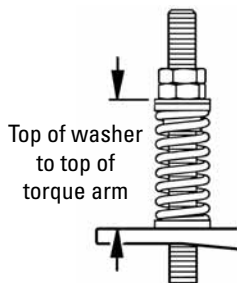
HORIZONTAL CLEARANCE REQUIRED		VERTICAL CLEARANCE REQUIRED	
in.	mm	in.	mm
8	200	19.5	488



Spring Length Chart

Blade Width	White Springs	Silver Springs	Red Springs
18"	5 3/4"	6 3/8"	6 1/2"
24"	5 3/8"	6 1/4"	6 3/8"
30"	5 1/8"	6 1/8"	6 3/8"
36"	4 3/4"	6 1/8"	6 1/4"
42"	4 1/2"	6"	6 1/4"
48"	N/A	5 7/8"	6 1/8"
54"	N/A	5 3/4"	6 1/8"
60"	N/A	5 3/4"	6"
66"	N/A	5 5/8"	6"
72"	N/A	5 1/2"	5 7/8"
78"	N/A	5 1/8"	5 7/8"
84"	N/A	N/A	5 3/4"
90"	N/A	N/A	5 5/8"
96"	N/A	N/A	5 1/2"
102"	N/A	N/A	5 1/2"

Shading indicates preferred spring option.



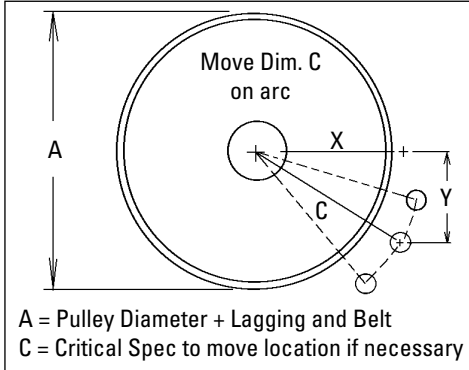
Pressure Chart (PAT)

Blade Width	PSI
18"	8#
24"	10#
30"	13#
36"	15#
42"	18#
48"	20#
54"	23#
60"	25#
66"	28#
72"	31#
78"	33#
84"	36#
90"	38#

Specifications:

- Maximum Belt Speed1500 FPM (7.5M/sec)
- Temperature Rating-30°F to 180°F (-35°C to 82°C)
- Minimum Pulley Diameter.....20" (500mm)
- Blade Height.....12.25" (306mm)
- Usable Blade Wear Length.....8" (200mm)
- Blade MaterialPolyurethane 90 durometer (proprietary blend for abrasion resistance and long wear)
- Available for Belt Widths24" to 96" (600 to 2400mm). Other sizes available upon request.
- CEMA Cleaner RatingClass 5

Pole Location Specs



X & Y Chart for Pole Location

Pulley Diameter (including belt and lagging)	X	Y	C
20"	10"	14-3/8"	17-1/2"
21"	10-1/2"	14-3/8"	17-3/4"
22"	11"	14-3/8"	18-1/8"
23"	11-1/2"	14-3/8"	18-3/8"
24"	12"	14-3/8"	18-3/4"
25"	12-1/2"	14-3/8"	19"
26"	13"	14-3/8"	19-3/8"
27"	13-1/2"	14-3/8"	19-3/4"
28"	14"	14-3/8"	20-1/8"
29"	14-1/2"	14-3/8"	20-3/8"
30"	15"	14-3/8"	20-3/4"
31"	15-1/2"	14-3/8"	21-1/8"
32"	16"	14-3/8"	21-1/2"
33"	16-1/2"	14-3/8"	21-7/8"
34"	17"	14-3/8"	22-1/4"
35"	17-1/2"	14-3/8"	22-5/8"
36"	18"	14-3/8"	23"
37"	18-1/2"	14-3/8"	23-3/8"
38"	19"	14-3/8"	23-7/8"
39"	19-1/2"	14-3/8"	24-1/4"
40"	20"	14-3/8"	24-5/8"
41"	20-1/2"	14-3/8"	25"
42"	21"	14-3/8"	25-1/2"
43"	21-1/2"	14-3/8"	25-7/8"
44"	22"	14-3/8"	26-1/2"

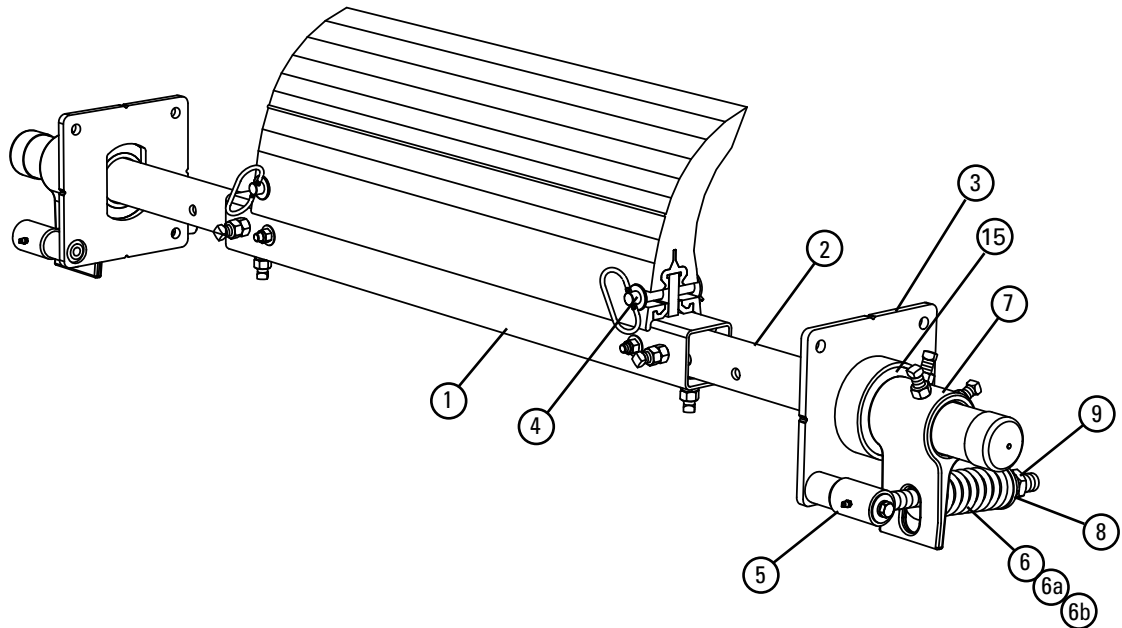
X & Y Chart for Pole Location

Pulley Diameter (including belt and lagging)	X	Y	C
45"	22-1/2"	14-3/8"	27"
46"	23"	14-3/8"	27 1/2"
47"	23-1/2"	14-3/8"	28"
48"	24"	14-3/8"	28 1/2"
49"	24-5/8"	14-3/8"	29"
50"	25-1/8"	14-3/8"	29 1/2"
51"	25-3/4"	14-3/8"	30"
52"	26-3/8"	14-3/8"	30 1/2"
53"	26-7/8"	14-3/8"	31"
54"	27-1/2"	14-3/8"	31 1/2"
55"	28-1/8"	14-3/8"	32"
56"	28-5/8"	14-3/8"	32 1/2"
57"	29-1/8"	14-3/8"	33"
58"	29-3/4"	14-3/8"	33 1/2"
59"	30-1/4"	14-3/8"	34"
60"	30-7/8"	14-3/8"	34 1/2"
61"	31-3/8"	14-3/8"	35"
62"	31-7/8"	14-3/8"	35 1/2"
63"	32-1/2"	14-3/8"	36"
64"	33"	14-3/8"	36 1/2"
65"	33-1/2"	14-3/8"	37"
66"	34-1/8"	14-3/8"	37 1/2"
67"	34-5/8"	14-3/8"	38"
68"	35-1/8"	14-3/8"	38 1/2"
69"	35-3/4"	14-3/8"	39"

X & Y Chart for Pole Location

Pulley Diameter (including belt and lagging)	X	Y	C
70"	36-1/4"	14-3/8"	39 1/2"
71"	36-3/4"	14-3/8"	40"
72"	37-3/8"	14-3/8"	40 1/2"
73"	37-7/8"	14-3/8"	41"
74"	38-3/8"	14-3/8"	41 1/2"
75"	38-7/8"	14-3/8"	42"
76"	39-1/2"	14-3/8"	42 1/2"
77"	40"	14-3/8"	43"
78"	40-1/2"	14-3/8"	43 1/2"
79"	41"	14-3/8"	44"
80"	41-5/8"	14-3/8"	44 1/2"
81"	42-1/8"	14-3/8"	45"
82"	42-5/8"	14-3/8"	45 1/2"
83"	43-1/8"	14-3/8"	46"
84"	43-3/4"	14-3/8"	46 1/2"

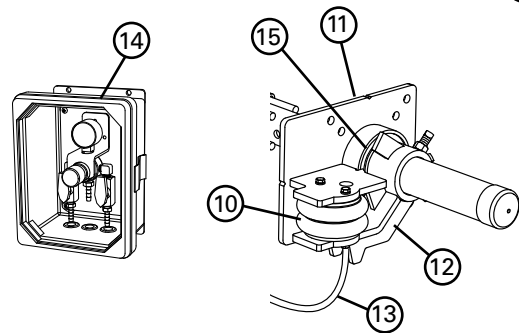
Replacement Parts List



Replacement Parts

REF	DESCRIPTION	ORDERING NUMBER	ITEM CODE	WT. LBS.
1	24" (600mm) Center Pole	MMPCP24	76458	34.4
	30" (750mm) Center Pole	MMPCP30	76459	43.0
	36" (900mm) Center Pole	MMPCP36	76460	51.6
	42" (1050mm) Center Pole	MMPCP42	76461	60.1
	48" (1200mm) Center Pole	MMPCP48	76462	68.7
	54" (1350mm) Center Pole	MMPCP54	76463	77.3
	60" (1500mm) Center Pole	MMPCP60	76464	85.9
	72" (1800mm) Center Pole	MMPCP72	76465	103.1
	84" (2100mm) Center Pole	MMPCP84	76808	120.3
	96" (2400mm) Center Pole	MMPCP96	77722	137.5
2	Extender Pole Kit (2 ea.)	MHP-EP	76392	54.0
3	Mounting Plate Kit* (2 ea.)	MHPMPK	77727	44.4
4	Blade Pin Kit* (1 ea.)	MHPBPK	77728	0.8
5	Torque Pivot Kit* (1 ea.)	PTPK	75897	7.0
6	Tension Spring - White (1 ea.) for blades 18" - 42" (450 - 1050mm)	PSTS-W	75898	1.7
6a	Tension Spring - Silver (1 ea.) for blades 48" - 78" (1200 - 1950mm)	PSTS-S	75899	3.0
6b	Tension Spring - Red (1 ea.) for blades 84" - 90" (2100 - 2250mm)	PSTS-R	77726	4.3
7	Torque Arm Kit* (1 ea.)	PSTA	75896	11.4
8	Bushing Kit (2 ea.)	QMTBK-W	76098	0.2
9	Jam Nut Kit PST Tensioner	JNK-D	79894	0.3
-	PST Spring Tensioner* - White (incl. 2 ea. Items 3, 5, 6, 7, & 8) for blades 18" - 42" (450 - 1050mm)	PST2-W	77723	86.1
-	PST Spring Tensioner* - Silver (incl. 2 ea. Items 3, 5, 6a, 7, & 8) for blades 48" - 78" (1200 - 1950mm)	PST2-S	77724	87.4
-	PST Spring Tensioner* - Red (incl. 2 ea. Items 3, 5, 6b, 7 & 8) for blades 84" - 90" (2100 - 2250mm)	PST2-R	77725	88.8

*Hardware Included
Lead Time: 1 working day



PAT Air & Nitrogen Tensioner Replacement Parts

REF	DESCRIPTION	ORDERING NUMBER	ITEM CODE	WT. LBS.
10	Air/Water Bag (1 ea.)	AWTMB	75905	3.8
11	Mounting Base (1 ea.)	AWTMB	75906	22.9
12	Torque Arm * (1 ea.)	AWTA	75907	11.6
13	Hose Kit (50' of hose and 6 hose clamps)	AWTHK	75909	6.7
14	PAT Control Box 60 psi	PACB60	78683	11.0
15	Pole Bearing Assy (for cleaners shipped after 4/2016)	AWTPBA	90000	2.3
-	PAT Kit- AWT Tensioner w/Control Box (includes 2 ea. Items 10, 11, 12 & 1 ea. Items 13, 14)	PAK	78705	86.2
-	AWT Air/Water Tensioner w/o Control Box (includes 2 each items 10, 11, 12 & 1 each item 13)	AWTNCB	76069	75.2

*Hardware Included
Lead time: 1 working day

Spring Tensioner Selection Chart

CLEANER BLADE WIDTH	77723 PST2-W	77724 PST2-S	77725 PST2-R
MegaShear 18" - 42" (450 - 1050mm)	X		
MegaShear 48" - 78" (1200 - 1950mm)		X	
MegaShear 84" - 90" (2100 - 2250mm)			X


Product Ordering Information

MHCP Heavy-Duty Cartridge Precleaner

MHCP HD Cartridge Precleaner with Spring Tensioner (PST)

BELT WIDTH		BLADE COVERAGE		ORDERING NUMBER	ITEM CODE	WT. LBS.
in.	mm	in.	mm			
24	600	18	450	MHCP-24S	75929	192.1
30	750	24	600	MHCP-30S	75930	207.2
36	900	30	750	MHCP-36S	75931	222.4
42	1050	36	900	MHCP-42S	75932	237.4
48	1200	42	1050	MHCP-48S	75933	252.5
54	1350	48	1200	MHCP-54S	75934	267.6
60	1500	54	1350	MHCP-60S	75935	282.7
72	1800	66	1650	MHCP-72S	75936	312.8
84	2100	78	1950	MHCP-84S	76800	364.9
96	2400	90	2250	MHCP-96S	78955	417.0

Lead time: 1 working day



MHCP HD Cartridge Precleaner with Portable Air Tensioner (PAT)

BELT WIDTH		BLADE COVERAGE		ORDERING NUMBER	ITEM CODE	WT. LBS.
in.	mm	in.	mm			
24	600	18	450	MHCP-24P	78723	192.2
30	750	24	600	MHCP-30P	78724	207.3
36	900	30	750	MHCP-36P	78725	222.4
42	1050	36	900	MHCP-42P	78726	237.4
48	1200	42	1050	MHCP-48P	78727	252.5
54	1350	48	1200	MHCP-54P	78728	267.6
60	1500	54	1350	MHCP-60P	78729	282.7
72	1800	66	1650	MHCP-72P	78730	312.8
84	2100	78	1950	MHCP-84P	78731	364.9
96	2400	90	2250	MHCP-96P	78959	417.0

Lead time: 1 working day



Tank sold separately. See 57 for options.

Optional Mounting Kits

DESCRIPTION	ORDERING NUMBER	ITEM CODE	WT. LBS.
Optional Mounting Bar Kit *	MMBK	75830	19.5
Mounting Plate Kit * (2 plates)	MMPK	76537	140.0

*Hardware Included

Lead time: 1 working day

Product Notes:

- Heavy-duty design with massive SuperShear™ blades for constant cleaning power on abusive beltlines.
- Blade width equals belt width minus 6" (150mm). Can be adjusted to belt's material path.
- Pole Length: Belt width plus 58" (1450mm). For longer requirements see Installation Accessories - Pole Extender Kit (137).
- Tensioner Options: 1) PST Spring Tensioner for self-adjusting tensioning with easy retensioning adjustments; 2) AWT Air/Water Tensioner for automatic tensioning throughout the life of the blades; 3) NT Nitrogen Tensioner for automatic tensioning with a nitrogen tank; 4) Portable Air Tensioner used for constant, automatic tension throughout the life of the blades. Can be used with site available air lines or with the add-on air tank.
- To make cleaner installation easier and quicker, see Optional Mounting Kits (137)

Product Ordering Information

Line Connections for Portable Air Tensioner

Air Tanks

ORDERING NUMBER	ITEM CODE	WT. LBS.
PAT1	78684	13.0
PAT2	78685	13.0



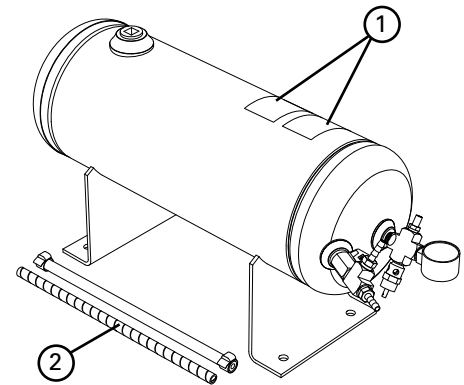
PAT1 (Single)



PAT2 (Dual)

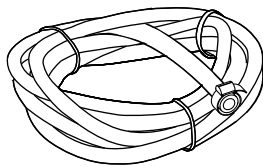
Replacement Parts List

REF	DESCRIPTION	ORDERING NUMBER	ITEM CODE	WT. LBS.
1	Tank Label Kit	PATLK	78791	0.1
2	Tank Hose Kit (incl. 1 ea. 10' hose and 1' poly spiral wrap, 2 hose clamps)	PATHK	78794	1.5



Product Notes:

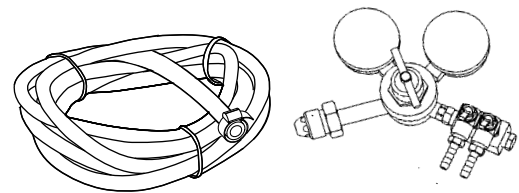
- For use with PAT cleaner assemblies and PAT control box.
- Single for applications with one cleaner, double for applications with two cleaners.
- 150# pop-off valve for safe pressurizing/charging of Air Tank.
- ASME construction.



Air Line Connection for Site-Accessible Air

ORDERING NUMBER	ITEM CODE	WT. LBS.
PATHK*	78794	1.5

* incl. 10' hose, 1' poly spiral wrap, 2 hose clamps



Nitrogen Tank Connection for Site-Provided Nitrogen Tank

ORDERING NUMBER	ITEM CODE	WT. LBS.
PANK*	78799	5.0

* incl. Nitrogen Regulator, 10' hose, 2 hose clamps

Optional Assemblies, Tensioners & Kits

MHCP Heavy-Duty Cartridge Precleaner

Blade/Pole Assemblies

(Includes blades, cartridge, center pole and 2 extender poles)

BELT WIDTH		ORDERING NUMBER	ITEM CODE	WT. LBS.
in.	mm			
24	600	MHCP-BPA24	75945	106.0
30	750	MHCP-BPA30	75946	121.1
36	900	MHCP-BPA36	75947	136.2
42	1050	MHCP-BPA42	75948	151.2
48	1200	MHCP-BPA48	75949	166.3
54	1350	MHCP-BPA54	75950	181.4
60	1500	MHCP-BPA60	75951	196.5
72	1800	MHCP-BPA72	75952	226.6
84	2100	MHCP-BPA84	76809	264.4
96	2400	MHCP-BPA96	78956	302.2

Lead time: 1 working day



Tensioners

(Includes tensioners for both pole ends)

DESCRIPTION	ORDERING NUMBER	ITEM CODE	WT. LBS.
PST Spring Tensioner - White for belts 24" - 48" (600-1200mm)	PST2-W	77723	86.1
PST Spring Tensioner - Silver for belts 54" - 96" (1350-2400mm)	PST2-S	77724	86.2
PST Spring Tensioner - Red for belts 96" (2400mm)	PST2-R	77725	86.2
PAT Kit- PAT Tensioner	PAK	78705	86.2

Lead time: 1 working day



PST Spring Tensioner



PAT Air Tensioner and Control Box

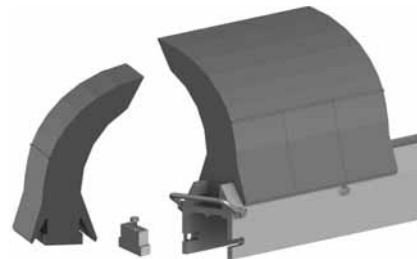
Blade Cartridge Kits

(Includes blades, cartridge, and mounting bolts)

BELT WIDTH		ORDERING NUMBER	ITEM CODE	WT. LBS.
in.	mm			
24	600	MHCP-BCK24	75953	33.0
30	750	MHCP-BCK30	75954	44.0
36	900	MHCP-BCK36	75955	55.0
42	1050	MHCP-BCK42	75956	66.0
48	1200	MHCP-BCK48	75957	77.0
54	1350	MHCP-BCK54	75958	88.0
60	1500	MHCP-BCK60	75959	99.0
72	1800	MHCP-BCK72	75960	121.0
84	2100	MHCP-BCK84	76810	141.2
96	2400	MHCP-BCK96	78957	161.4

NOTE: For easy blade changeout, remove cartridge with worn blades and replace with new blade cartridge kit. New blades can then be installed in the old cartridge for the next changeout.

Lead time: 1 working day



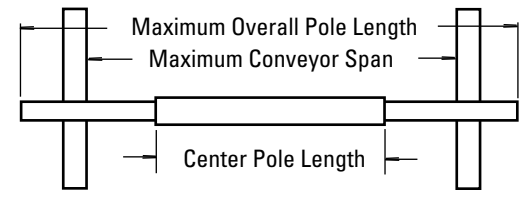
Blade Cartridge Kit

Specifications & Guidelines

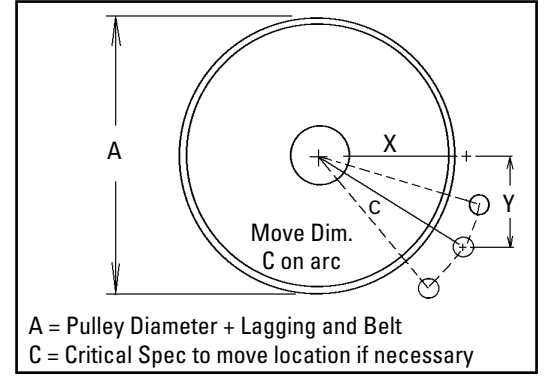
Telescoping Pole Length Specifications

CLEANER SIZE		MAX OVERALL POLE LENGTH		CENTER POLE LENGTH		MAXIMUM CONVEYOR SPAN	
in.	mm	in.	mm	in.	mm	in.	mm
24	600	82	2050	28	700	66	1650
30	750	88	2200	34	850	72	1800
36	900	94	2350	40	1000	78	1950
42	1050	100	2500	46	1150	84	2100
48	1200	106	2650	52	1300	90	2250
54	1350	112	2800	58	1450	96	2400
60	1500	118	2950	64	1600	102	2550
72	1800	130	3250	76	1900	114	2850
84	2100	142	3550	88	2200	126	3150
96	2400	154	3850	100	2500	138	3450

Pole Diameter - 2-7/8" (73mm)

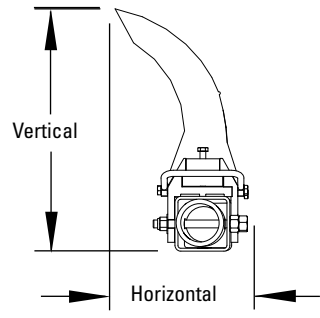


Pole Location Specs



Clearance Guidelines for Installation

HORIZONTAL CLEARANCE REQUIRED		VERTICAL CLEARANCE REQUIRED	
in.	mm	in.	mm
7	175	19	475



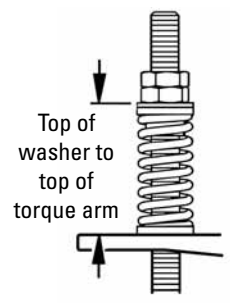
Pole Location Chart

A	X	Y	C
20"	10"	14 3/8"	17 1/2"
21"	10 1/2"	14 3/8"	17 3/4"
22"	11"	14 3/8"	18 1/8"
23"	11 1/2"	14 3/8"	18 3/8"
24"	12"	14 3/8"	18 3/4"
25"	12 1/2"	14 3/8"	19"
26"	13"	14 3/8"	19 3/8"
27"	13 1/2"	14 3/8"	19 3/4"
28"	14"	14 3/8"	20 1/8"
29"	14 1/2"	14 3/8"	20 3/8"
30"	15"	14 3/8"	20 3/4"
31"	15 1/2"	14 3/8"	21 1/8"
32"	16"	14 3/8"	21 1/2"
33"	16 1/2"	14 3/8"	21 7/8"
34"	17"	14 3/8"	22 1/4"
35"	17 1/2"	14 3/8"	22 5/8"
36"	18"	14 3/8"	23"
37"	18 1/2"	14 3/8"	23 3/8"
38"	19"	14 3/8"	23 7/8"
39"	19 1/2"	14 3/8"	24 1/4"
40"	20"	14 3/8"	24 5/8"
41"	20 1/2"	14 3/8"	25"
42"	21"	14 3/8"	25 1/2"
43"	21 1/2"	14 3/8"	25 7/8"
44"	22 1/4"	14 3/8"	26 1/2"
45"	22 7/8"	14 3/8"	27"
46"	23 1/2"	14 3/8"	27 1/2"
47"	24"	14 3/8"	28"
48"	24 5/8"	14 3/8"	28 1/2"

Spring Length Chart

Blade Width	White Springs	Silver Springs	Red Springs
18"	5 3/4"	6 3/8"	6 1/2"
24"	5 3/8"	6 1/4"	6 3/8"
30"	5 1/8"	6 1/8"	6 3/8"
36"	4 3/4"	6 1/8"	6 1/4"
42"	4 1/2"	6"	6 1/4"
48"	N/A	5 7/8"	6 1/8"
54"	N/A	5 3/4"	6 1/8"
60"	N/A	5 3/4"	6"
66"	N/A	5 5/8"	6"
72"	N/A	5 1/2"	5 7/8"
78"	N/A	5 1/8"	5 7/8"
84"	N/A	N/A	5 3/4"
90"	N/A	N/A	5 5/8"
96"	N/A	N/A	5 1/2"
102"	N/A	N/A	5 1/2"

Shading indicates preferred spring option.



Air/Water or Nitrogen Pressure Chart

BLADE WIDTH	BLADES	PSI
18"	3	8#
24"	4	10#
30"	5	13#
36"	6	15#
42"	7	18#
48"	8	20#
54"	9	23#
60"	10	25#
66"	11	28#
72"	12	31#
78"	13	33#
84"	14	36#
90"	15	38#

PSI setting is based on the number of blades on the cleaner, not the belt width.

Specifications:

- Maximum Belt Speed 1200 FPM (6M/sec)
- Temperature Rating -30°F to 180°F (-35°C to 82°C)
- Minimum Pulley Diameter..... 20" (500mm)
- Blade Height..... 14" (350mm)
- Usable Blade Wear Length..... 8" (200mm)
- Blades Polyurethane (proprietary blend for abrasion resistance and long wear)
- Available for Belt Widths 24" to 96" (600 to 2400mm).
Other sizes available upon request
- CEMA Cleaner Rating Class 5

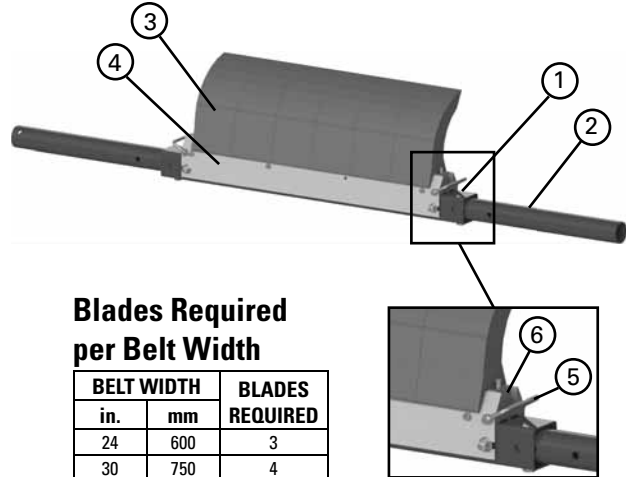
Replacement Parts List

MHCP Heavy-Duty Cartridge Precleaner

Replacement Parts List

REF	DESCRIPTION	ORDERING NUMBER	ITEM CODE	WT. LBS.
1	24" (600mm) Center Pole *	MHP-CP24	75961	19.0
	30" (750mm) Center Pole *	MHP-CP30	75962	23.1
	36" (900mm) Center Pole *	MHP-CP36	75963	27.2
	42" (1050mm) Center Pole *	MHP-CP42	75964	31.2
	48" (1200mm) Center Pole *	MHP-CP48	75965	35.3
	54" (1350mm) Center Pole *	MHP-CP54	75966	39.4
	60" (1500mm) Center Pole *	MHP-CP60	75967	43.5
	72" (1800mm) Center Pole *	MHP-CP72	75968	51.6
	84" (2100mm) Center Pole *	MHP-CP84	76811	60.2
96" (2400mm) Center Pole *	MHP-CP96	78958	68.8	
2	MHCP Extender Poles (2 ea.)	MHP-EP	76392	54.0
3	SuperShear™ Blade	SSRB	75978	6.6
4	24" (600mm) 2-Piece Blade Cartridge *	MHCP-2BC24	76638	13.2
	30" (750mm) 2-Piece Blade Cartridge *	MHCP-2BC30	76639	17.6
	36" (900mm) 2-Piece Blade Cartridge *	MHCP-2BC36	76640	22.0
	42" (1050mm) 2-Piece Blade Cartridge *	MHCP-2BC42	76641	26.4
	48" (1200mm) 2-Piece Blade Cartridge *	MHCP-2BC48	76642	30.8
	54" (1350mm) 2-Piece Blade Cartridge *	MHCP-2BC54	76643	35.2
	60" (1500mm) 2-Piece Blade Cartridge *	MHCP-2BC60	76644	39.6
	72" (1800mm) 2-Piece Blade Cartridge *	MHCP-2BC72	76645	48.4
	84" (2100mm) 2-Piece Blade Cartridge *	MHCP-2BC84	76812	56.5
96" (2400mm) 2-Piece Blade Cartridge *	MHCP-2BC96	78986	64.6	
5	MHCP Cartridge Handle *	MHCP-CH	76393	0.4
6	MHCP Cartridge Blade Stop *	MHCP-BS	76394	0.4

*Hardware Included Lead time: 1 working day



Blades Required per Belt Width

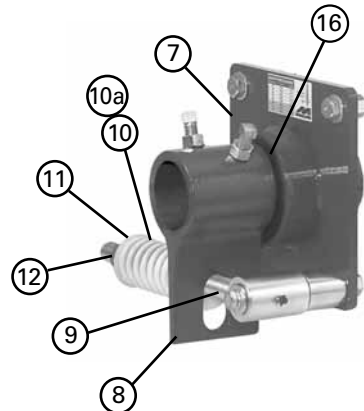
BELT WIDTH		BLADES REQUIRED
in.	mm	
24	600	3
30	750	4
36	900	5
42	1050	6
48	1200	7
54	1350	8
60	1500	9
72	1800	11
84	2100	13
96	2400	15

Blades and cartridges can be purchased separately (see chart at left) or preassembled as a Blade Cartridge Kit (58).

PST Spring Tensioner Replacement Parts

REF	DESCRIPTION	ORDERING NUMBER	ITEM CODE	WT. LBS.
7	Mounting Plate Kit * (2 ea.)	MHPMPK	77727	44.4
8	Torque Arm * (1 ea.)	PSTA	75896	11.4
9	Torque Pivot Kit (1 ea.) (no spring)	PTPK	75897	7.0
10	Tension Spring - White (1 ea.) for belts 24" - 48" (600-1200mm)	PSTS-W	75898	1.7
10a	Tension Spring - Silver (1 ea.) for belts 54" - 84" (1350-2100mm)	PSTS-S	75899	3.0
10b	Tension Spring - Red (1 ea.) for belts 96" (2400mm)	PSTS-R	77726	3.0
11	Bushing Kit (2 ea.) (for White, Silver, & Red Tensioners)	QMTBK-W	76098	0.2
12	Jam Nut Kit PST Tensioner	JNK-D	79894	0.3
-	PST Spring Tensioner* - White (includes 2 each items 7, 8, 9, 10 & 11) for belts 24" - 48" (600-1200mm)	PST2-W	77723	86.1
-	PST Spring Tensioner* - Silver (includes 2 each items 7, 8, 9, 10a & 11) for belts 54" - 84" (1350-2100mm)	PST2-S	77724	86.2
-	PST Spring Tensioner* - Red (incl. 2 each items 7, 8, 9, 10b & 11 for belts 96" (2400mm)	PST-R	77725	86.2

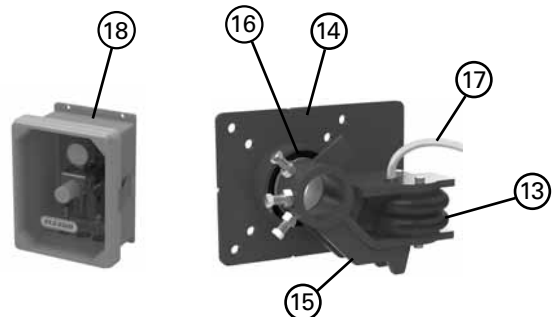
*Hardware Included Lead time: 1 working day



Air/Water Tensioner Replacement Parts

REF	DESCRIPTION	ORDERING NUMBER	ITEM CODE	WT. LBS.
13	Air/Water Bag (1 ea.)	AWTB	75905	3.8
14	Mounting Base (1 ea.)	AWTMB	75906	22.9
15	Torque Arm * (1 ea.)	AWTA	75907	11.6
16	Pole Bearing Assy (for cleaners shipped after 4/2016)	AWTPBA	90000	2.3
17	Hose Kit (50' of hose and 6 hose clamps)	AWTHK	75909	6.7
-	AWT Air/Water Tensioner w/o Control Box (includes 2 each items 12, 13, 14 & 1 each item 15)	AWTNCB	76069	75.2
18	PAT Control Box 60 psi	PACB60	78683	11.0
-	PAT Kit- PAT Tensioner (includes 2 each items 12, 13, 14 & 1 each items 15 & 16)	PAK	78705	86.2

*Hardware Included Lead time: 1 working day



Product Ordering Information

MXP
Extreme-Duty Precleaner

MXP Extreme-Duty Precleaner Belt Width -6" (150mm) with Spring Tensioner (XDST)

BELT WIDTH		BLADE COVERAGE		ORDERING NUMBER	ITEM CODE	WT. LBS.
in.	mm	in.	mm			
42	1050	36	900	MXP-642	90393	659.0
48	1200	42	1050	MXP-648	90394	700.0
54	1350	48	1200	MXP-654	90395	742.0
60	1500	54	1350	MXP-660	90396	783.0
72	1800	66	1650	MXP-672	90397	869.0
84	2100	78	1950	MXP-684	90398	953.0
96	2400	90	2250	MXP-696	90399	1036.0
108	2700	102	2550	MXP-6108	90642	1120.0
120	3000	114	2850	MXP-6120	90400	1207.0

Lead time: 2 weeks



MXP Extreme-Duty Precleaner Belt Width -12" (300mm) with Spring Tensioner (XDST)

BELT WIDTH		BLADE COVERAGE		ORDERING NUMBER	ITEM CODE	WT. LBS.
in.	mm	in.	mm			
42	1050	30	750	MXP-1242	90581	636.0
48	1200	36	900	MXP-1248	90582	679.0
54	1350	42	1050	MXP-1254	90583	720.0
60	1500	48	1200	MXP-1260	90584	763.0
72	1800	60	1500	MXP-1272	90585	849.0
84	2100	72	1800	MXP-1284	90586	933.0
96	2400	84	2100	MXP-1296	90587	1016.0
108	2700	96	2400	MXP-12108	90643	1100.0
120	3000	108	2700	MXP-12120	90588	1187.0

Lead time: 2 weeks

Replacement UltraShear™ Blades

BLADE WIDTH		ORDERING NUMBER	ITEM CODE	WT. LBS.
in.	mm			
6	150	USB6	90410	20.0
12	300	USB12	90409	40.0

Lead time: 1 working day



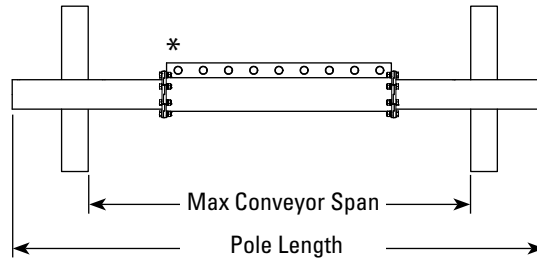
Product Notes:

- Heavy-duty design with massive UltraShear™ blades for constant cleaning power on abusive beltlines.
- Blade width options for belt width minus 6" (150mm) or belt width minus 12" (300mm). Can be adjusted to belt's material path.
- Pole Length: Belt width plus 79" (2000mm).
- Tensioner: XDST Spring Tensioner
- To make cleaner installation easier and quicker, see Optional Mounting Kits (137).

Specifications & Guidelines

Pole Length Specifications*

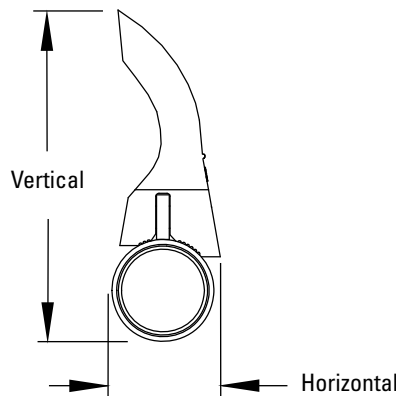
CLEANER SIZE		MAX OVERALL POLE LENGTH		CENTER POLE LENGTH		MAXIMUM CONVEYOR SPAN	
in.	mm	in.	mm	in.	mm	in.	mm
42	1050	121	3050	48	1200	105	2667
48	1200	127	3200	54	1350	111	2819
54	1350	133	3350	60	1500	117	2972
60	1500	139	3500	66	1650	123	3124
72	1800	151	3800	78	1950	135	3429
84	2100	163	4100	90	2250	147	3734
96	2400	175	4400	102	2550	159	4039
108	2700	187	4700	114	2850	171	4343
120	3000	199	5000	126	3150	183	4648



* 6" and 12" (150mm and 300mm) blade segments can be configured to match material path.

Clearance Guidelines for Installation

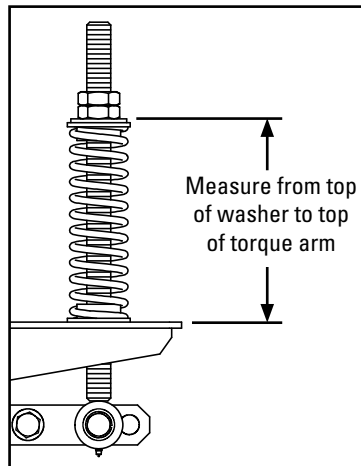
HORIZONTAL CLEARANCE REQUIRED		VERTICAL CLEARANCE REQUIRED	
in.	mm	in.	mm
12	300	27 1/2	700



Spring Length Chart

BELT WIDTH		BLADE COVERAGE		NO. OF BLADES	PURPLE SPRINGS		WHITE SPRINGS		BLACK SPRINGS	
in.	mm	in.	mm		in.	mm	in.	mm	in.	mm
BELT WIDTH MINUS 6" (150mm)										
42	1050	36	900	3	10	255	N/A	N/A	N/A	N/A
48	1200	42	1050	3.5	9 1/2	240	10 7/8	280	N/A	N/A
54	1350	48	1200	4	9	230	10 5/8	270	N/A	N/A
60	1500	54	1350	4.5	8 1/2	215	10 3/8	265	N/A	N/A
72	1800	66	1650	5.5	7 5/8	195	9 7/8	250	N/A	N/A
84	2100	78	1950	6.5	6 3/4	170	9 3/8	240	10 3/4	270
96	2400	90	2250	7.5	5 3/4	145	8 7/8	225	10 3/8	265
108	2700	102	2550	8.5	N/A	N/A	8 3/8	210	10 1/8	255
120	3000	114	2850	9.5	N/A	N/A	7 7/8	200	9 3/4	250
BELT WIDTH MINUS 12" (300mm)										
42	1050	30	750	2.5	10 3/8	265	N/A	N/A	N/A	N/A
48	1200	36	900	3	10	255	11 1/4	285	N/A	N/A
54	1350	42	1050	3.5	9 1/2	240	10 7/8	280	N/A	N/A
60	1500	48	1200	4	9	230	10 5/8	270	N/A	N/A
72	1800	60	1500	5	8 1/8	205	10 1/8	260	N/A	N/A
84	2100	72	1800	6	7 1/8	180	9 5/8	245	N/A	N/A
96	2400	84	2100	7	6 1/4	160	9 1/8	230	10 1/2	270
108	2700	96	2400	8	N/A	N/A	8 5/8	220	10 1/4	260
120	3000	108	2700	9	N/A	N/A	8 1/8	205	9 7/8	250

Shading indicates preferred spring option.

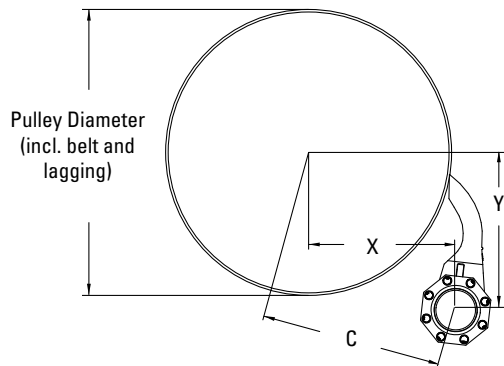


Specifications:

- Maximum Belt Speed2000 FPM (10 M/sec)
- Temperature Rating-30°F to 275°F (-35°C to 135°C)
- Minimum Pulley Diameter.....48" (1200mm)
- Blade Height.....19-3/8" (490mm)
- Usable Blade Wear Length.....11-1/2" (290mm)
- Blade MaterialPolyurethane 93 durometer (proprietary blend for abrasion resistance and long wear)
- Available for Belt Widths42" to 120" (1050 to 3000mm). Other sizes available upon request.
- CEMA Cleaner RatingClass 5

Specifications & Guidelines

Pole Location Specs



IMPERIAL X & Y Chart for Pole Location

Pulley Diameter (including belt and lagging)	X	Y	C
48	20 1/2	26 1/4	33 1/4
49	21	26 3/8	33 5/8
50	21 1/2	26 3/8	34
51	22	26 1/2	34 3/8
52	22 1/2	26 5/8	34 3/4
53	23	26 5/8	35 1/8
54	23 1/2	26 3/4	35 5/8
55	24	26 7/8	36
56	24 1/2	26 7/8	36 3/8
57	24 7/8	27	36 3/4
58	25 3/8	27 1/8	37 1/8
59	25 7/8	27 1/8	37 1/2
60	26 3/8	27 1/4	38
61	26 7/8	27 3/8	38 3/8
62	27 3/8	27 1/2	38 3/4
63	27 7/8	27 1/2	39 1/8
64	28 3/8	27 5/8	39 5/8
65	28 7/8	27 3/4	40
66	29 3/8	27 3/4	40 3/8
67	29 7/8	27 7/8	40 7/8
68	30 3/8	28	41 1/4
69	30 7/8	28	41 3/4
70	31 3/8	28 1/8	42 1/8
71	31 7/8	28 1/4	42 1/2
72	32 3/8	28 1/4	43

X & Y Chart for Pole Location (cont.)

Pulley Diameter (including belt and lagging)	X	Y	C
73	32 3/4	28 3/8	43 3/8
74	33 1/4	28 1/2	43 7/8
75	33 3/4	28 5/8	44 1/4
76	34 1/4	28 5/8	44 3/4
77	34 3/4	28 3/4	45 1/8
78	35 1/4	28 7/8	45 1/2
79	35 3/4	28 7/8	46
80	36 1/4	29	46 3/8
81	36 3/4	29 1/8	46 7/8
82	37 1/4	29 1/8	47 1/4
83	37 3/4	29 1/4	47 3/4
84	38 1/4	29 3/8	48 1/4
85	38 3/4	29 1/2	48 5/8
86	39 1/4	29 1/2	49 1/8
87	39 3/4	29 5/8	49 1/2
88	40 1/4	29 3/4	50
89	40 3/4	29 3/4	50 3/8
90	41 1/8	29 7/8	50 7/8
91	41 5/8	30	51 3/8
92	42 1/8	30	51 3/4
93	42 5/8	30 1/8	52 1/4
94	43 1/8	30 1/4	52 5/8
95	43 5/8	30 1/4	53 1/8
96	44 1/8	30 3/8	53 5/8

METRIC

X & Y Chart for Pole Location

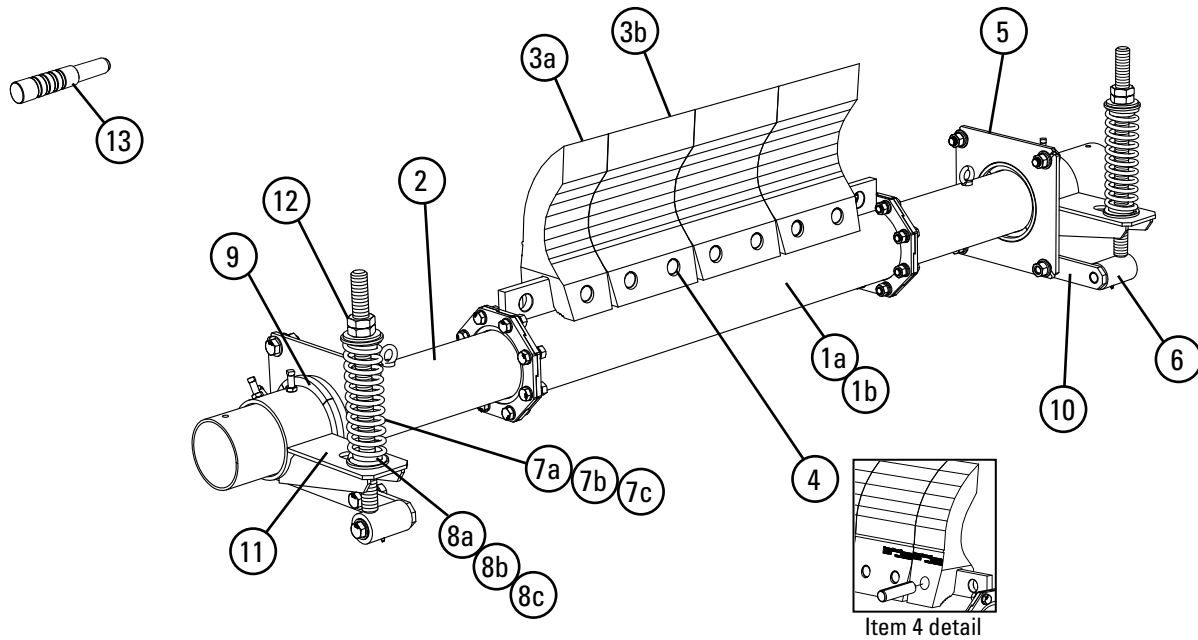
Pulley Diameter (including belt and lagging)	X	Y	C
1225	520	665	845
1250	535	670	855
1275	545	670	865
1300	560	675	875
1325	570	675	885
1350	585	675	895
1375	595	680	905
1400	610	680	915
1425	620	685	925
1450	635	685	935
1475	645	690	945
1500	660	690	955
1525	670	695	965
1550	685	695	975
1575	695	695	985
1600	710	700	995
1625	720	700	1005
1650	735	705	1015
1675	745	705	1025
1700	760	710	1040
1725	770	710	1050
1750	785	710	1060
1775	795	715	1070
1800	810	715	1080
1825	820	720	1090

X & Y Chart for Pole Location (cont.)

Pulley Diameter (including belt and lagging)	X	Y	C
1850	835	720	1100
1875	845	725	1115
1900	860	725	1125
1925	870	730	1135
1950	885	730	1145
1975	895	730	1155
2000	910	735	1170
2025	920	735	1180
2050	935	740	1190
2075	945	740	1200
2100	960	745	1215
2125	970	745	1225
2150	985	750	1235
2175	995	750	1245
2200	1010	750	1260
2225	1020	755	1270
2250	1035	755	1280
2275	1045	760	1290
2300	1060	760	1305
2325	1070	765	1315
2350	1085	765	1325
2375	1095	770	1340
2400	1110	770	1350
2425	1120	770	1360

Replacement Parts List

MXP
Extreme-Duty Precleaner



Replacement Poles

REF	DESCRIPTION	ORDERING NUMBER	ITEM CODE	WT. LBS.
1a	42" (1050mm) Center Pole BW-6	MXPP-642	90589	177.0
	48" (1200mm) Center Pole BW-6	MXPP-648	90590	198.0
	54" (1350mm) Center Pole BW-6	MXPP-654	90591	218.0
	60" (1500mm) Center Pole BW-6	MXPP-660	90592	239.0
	72" (1800mm) Center Pole BW-6	MXPP-672	90593	280.0
	84" (2100mm) Center Pole BW-6	MXPP-684	90594	320.0
	96" (2400mm) Center Pole BW-6	MXPP-696	90595	361.0
	108" (2700mm) Center Pole BW-6	MXPP-6108	90644	402.0
1b	120" (3000mm) Center Pole BW-6	MXPP-6120	90596	443.0
	42" (1050mm) Center Pole BW-12	MXPP-1242	90622	178.0
	48" (1200mm) Center Pole BW-12	MXPP-1248	90623	198.0
	54" (1350mm) Center Pole BW-12	MXPP-1254	90624	219.0
	60" (1500mm) Center Pole BW-12	MXPP-1260	90625	239.0
	72" (1800mm) Center Pole BW-12	MXPP-1272	90626	280.0
	84" (2100mm) Center Pole BW-12	MXPP-1284	90627	321.0
	96" (2400mm) Center Pole BW-12	MXPP-1296	90628	362.0
2	108" (2700mm) Center Pole BW-12	MXPP-12108	90645	401.0
	120" (3000mm) Center Pole BW-12	MXPP-12120	90629	442.0
2	Extreme Duty Pole Ends* (pair)	MXPPE	90598	133.0

*Hardware Included

Lead Time: 2 weeks

Spring Tensioner Selection Chart

CLEANER BLADE WIDTH	90612 XDST-P	90611 XDST-W	90613 XDST-B
UltraShear 42" – 60" (1050 – 1500mm)	X		
UltraShear 72" – 108" (1800 – 2700mm)		X	
UltraShear 120" (3000mm)			X

Replacement Parts

REF	DESCRIPTION	ORDERING NUMBER	ITEM CODE	WT. LBS.
3a	UltraShear Blade 6" (150mm)	USB6	90410	20.0
3b	UltraShear Blade 12" (300mm)	USB12	90409	40.0
4	UltraShear Blade Pin (1 ea.)	USBP	90411	1.0
5	XDST Mounting Plate Kit* (2 ea.)	XDSTMPK	90599	64.0
6	XDST Pivot Arm Kit* (1 ea.)	XDSTPAK	90600	20.0
7a	XDST Tension Spring - Purple (1 ea.) for blades 42" - 60" (1050 - 1500mm)	XDSTS-P	90602	10.0
7b	XDST Tension Spring - White (1 ea.) for blades 72" - 108" (1800 - 2700mm)	XDSTS-W	90601	13.0
7c	XDST Tension Spring - Black (1 ea.) for blades 120" (3000mm)	XDSTS-B	90603	17.0
8a	XDST Bushing Kit - Purple (2 ea.)	XDSTBK-P	90605	0.5
8b	XDST Bushing Kit - White (2 ea.)	XDSTBK-W	90604	0.5
8c	XDST Bushing Kit - Black (2 ea.)	XDSTBK-B	90606	0.5
9	MXP Pole Bearing Kit (8 segments) Replacements for both tensioners	MXPPBK	90607	2.5
10	XDST Pivot Shaft Bracket* (1 ea.)	XDSTPSBK	90608	15.0
11	XDST Torque Arm Kit* (1 ea.)	XDSTTAK	90609	15.0
12	XDST Jam Nut Kit (2 nuts, 1 washer)	XDSTJNK	90610	1.0
13	USB Blade Pin Removal Tool	USBBRP	90412	9.0
-	XDST Spring Tensioner* - Purple (incl. 1 ea. items 5, 9; 2 ea. items 6,7a,8a,10,11,12) for blades 42" - 60" (1050 - 1500mm)	XDST-P	90612	206.0
-	XDST Spring Tensioner* - White (incl. 1 ea. items 5, 9; 2 ea. items 6,7b,8b,10,11,12) for blades 72" - 108" (1800 - 2700mm)	XDST-W	90611	212.0
-	XDST Spring Tensioner* - Black (incl. 1 ea. items 5, 9; 2 ea. items 6,7c,8c,10,11,12) for blades 120" (3000mm)	XDST-B	90613	220.0

*Hardware Included

Lead Time: 1 working day


Product Ordering Information

HV2 Segmented Blade Precleaner

HV2 Precleaners with V-Tips

BELT WIDTH		V-TIP SIZE	ORDERING NUMBER	ITEM CODE	WT. LBS.
in.	mm				
18	450	SS	HV2-18SS	79323	99.5
18	450	S	HV2-18S	79324	100.9
18	450	M	HV2-18M	79325	101.7
24	600	SS	HV2-24SS	79326	112.6
24	600	S	HV2-24S	79327	114.7
24	600	M	HV2-24M	79328	115.9
30	750	SS	HV2-30SS	79329	125.6
30	750	S	HV2-30S	79330	128.4
30	750	M	HV2-30M	79331	130.0
36	900	SS	HV2-36SS	79332	138.7
36	900	S	HV2-36S	79333	142.2
36	900	M	HV2-36M	79334	144.2
36	900	L	HV2-36L	79335	145.2
42	1050	SS	HV2-42SS	79336	151.8
42	1050	S	HV2-42S	79337	156.0
42	1050	M	HV2-42M	79338	158.4
42	1050	L	HV2-42L	79339	159.6
42	1050	LL	HV2-42LL	79340	163.8
48	1200	SS	HV2-48SS	79341	164.8
48	1200	S	HV2-48S	79342	169.7
48	1200	M	HV2-48M	79343	172.5
48	1200	L	HV2-48L	79344	173.9
48	1200	LL	HV2-48LL	79345	178.8
54	1350	S	HV2-54S	79346	183.5
54	1350	M	HV2-54M	79347	186.7
54	1350	L	HV2-54L	79348	188.3
54	1350	LL	HV2-54LL	79349	193.9
60	1500	S	HV2-60S	79350	197.3
60	1500	M	HV2-60M	79351	200.9
60	1500	L	HV2-60L	79352	202.7
60	1500	LL	HV2-60LL	79353	209.0
72	1800	S	HV2-72S	79354	216.2
72	1800	M	HV2-72M	79355	220.2
72	1800	L	HV2-72L	79356	222.2
72	1800	LL	HV2-72LL	79357	229.2

*NOTE: HV2 Tips must be used only on vulcanized belts.
 HV2 Suspension Arm size is determined by head pulley diameter - see chart.
 Additional sizes available upon request.
 Lead time: 1 working day



HV2 Precleaner
 • 2-7/8" (73mm) diameter pole.

Replacement HV2-Tips

ORDERING NUMBER	ITEM CODE	WT. LBS.
HV2T-S/S	79367	0.6
HV2PT	79368	0.8

Lead time: 1 working day

Replacement HV2 Suspension Arms

SIZE	ORDERING NUMBER	ITEM CODE	WT. LBS.
SS	H2SA6SS	79369	2.5
S	H2SA6S	79370	3.2
M	H2SA6M	79371	3.6
L	H2SA6L	79372	3.8
LL	H2SA6LL	79373	4.5

Lead time: 1 working day

HV2 Suspension Arm Size

HEAD PULLEY DIAMETER + BELT & LAGGING		HV2 ARM SIZE
in.	mm	
10 - 19	250-475	SS
20 - 31	500-775	S
32 - 39	800-975	M
40 - 47	1000-1175	L
48 - 67	1200-1675	LL

Tips Required per Cleaner Size

in.	18	24	30	36	42	48	54	60	72
mm	450	600	750	900	1050	1200	1350	1500	1800
HV2-Tips Required	2	3	4	5	6	7	8	9	11

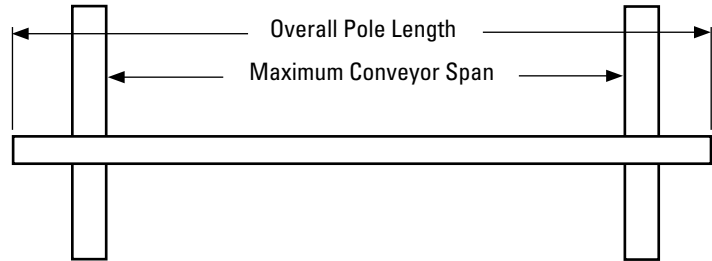
Specifications & Guidelines

HV2 Segmented Blade Precleaner

Pole Length Specifications*

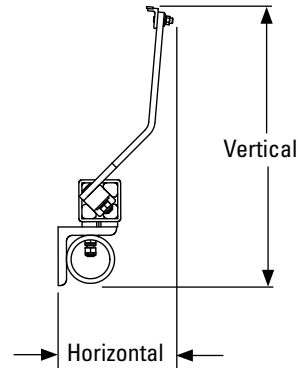
Cleaner Size		Pole Length		Maximum Conveyor Span	
in.	mm	in.	mm	in.	mm
18	450	66	1650	56	1400
24	600	72	1800	62	1550
30	750	78	1950	68	1700
36	900	84	2100	74	1850
42	1050	90	2250	80	2000
48	1200	96	2400	86	2150
54	1350	102	2550	92	2300
60	1500	108	2700	98	2450
72	1800	120	3000	110	2750

*For special extra long pole length requirements a Pole Extender Kit (#76024) is available that provides 30" (750mm) of extended pole length.
Pole Diameter – 2-7/8" (73mm) (137)



Clearance Guidelines for Installation

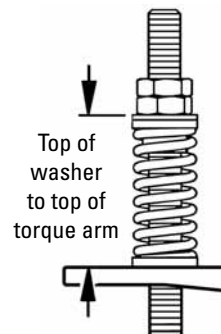
Suspension Arm Size	Horizontal Clearance Required		Vertical Clearance Required	
	in.	mm	in.	mm
SS	8-1/4	210	12-5/8	320
S	8-1/4	210	15-3/8	390
M	8-1/4	210	16-5/8	416
L	8-1/4	210	17-1/2	445
LL	8-1/4	210	20-1/8	511



HV2 Spring Length Chart (for optimal blade tensioning)

Belt Width		Tips	Spring Length									
			SS		S		M		L		LL	
in	mm		in	mm	in	mm	in	mm	in	mm	in	mm
18"	450	2	5 1/4"	133	4 7/8"	124	4 3/4"	121	4 1/2"	114	N/A	N/A
24"	600	3	4 1/2"	114	4 1/8"	105	5 3/4"	146	5 3/4"	146	N/A	N/A
30"	750	4	4 1/2"	114	4 1/8"	105	5 3/4"	146	5 3/4"	146	N/A	N/A
36"	900	5	5 3/4"	146	5 5/8"	143	5 1/2"	140	5 3/8"	137	N/A	N/A
42"	1050	6	5 5/8"	143	5 3/8"	137	5 1/4"	133	5 1/8"	130	4 3/4"	121
48"	1200	7	5 5/8"	143	5 3/8"	137	5 1/4"	133	5 1/8"	130	4 3/4"	121
54"	1350	8	N/A	N/A	5 1/8"	130	5	127	4 7/8"	124	6"	152
60"	1500	9	N/A	N/A	4 7/8"	124	6 1/8"	156	6"	152	5 7/8"	150
72"	1800	11	N/A	N/A	6"	152	6"	152	5 7/8"	150	5 3/4"	146

Purple Spring
 Silver Spring
 White Spring

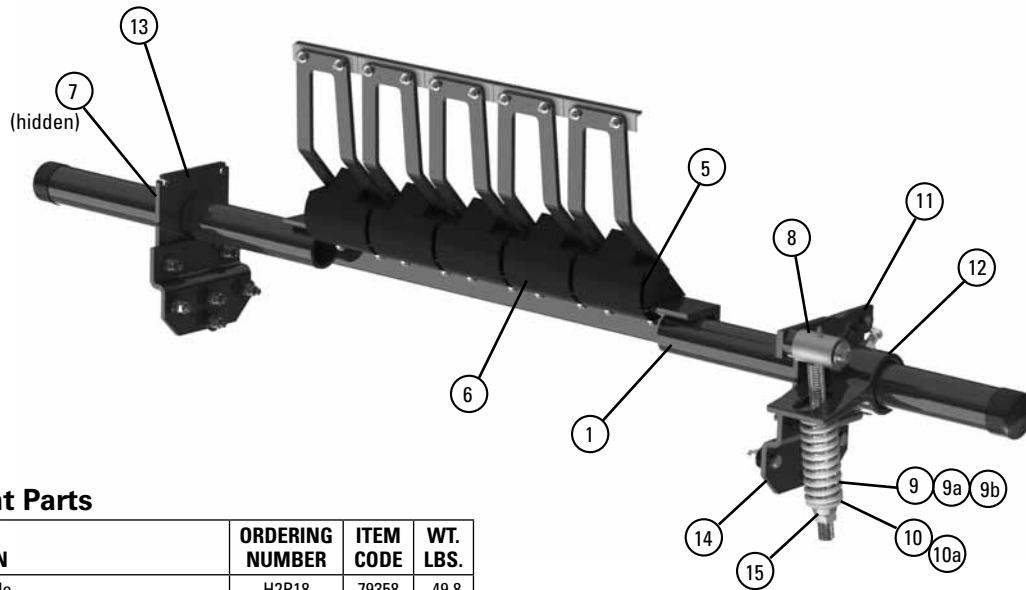


Specifications:

- Maximum Belt Speed 1500 FPM (7.5M/sec)
- Temperature Rating -30°F to 180°F (-35°C to 82°C)
- Usable Blade Wear Length..... 3/8" (9mm)
- Blade Material Long Life Tungsten Carbide
(for vulcanized belts only)
- Available for Belt Widths 18" to 72" (450mm to 1800mm)
Other sizes available upon request
- CEMA Cleaner Rating Class 4

Replacement Parts List

HV2 Segmented Blade Precleaner



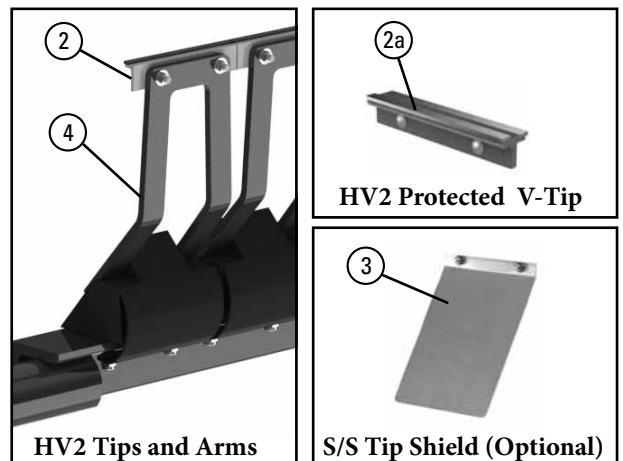
Replacement Parts

REF	DESCRIPTION	ORDERING NUMBER	ITEM CODE	WT. LBS.
1	18" (450mm) Pole	H2P18	79358	49.8
	24" (600mm) Pole	H2P24	79359	55.0
	30" (750mm) Pole	H2P30	79360	60.1
	36" (900mm) Pole	H2P36	79361	65.3
	42" (1050mm) Pole	H2P42	79362	70.5
	48" (1200mm) Pole	H2P48	79363	75.6
	54" (1350mm) Pole	H2P54	79364	80.8
	60" (1500mm) Pole	H2P60	79365	86.0
	72" (1800mm) Pole	H2P72	79366	96.3
2	HV2 Tip (6"/150mm Tip, 1 ea.)	HV2T-S/S	79367	0.6
2a	HV2 Protected V-Tip* (6"/150mm Tip, 1 ea.) (for vulcanized belts only) (for abusive wear)	HV2PT	79368	0.8
3	HV2-S/S Tip Shield (optional)	HV2SSTS	79375	0.5
4	HV2 SS Suspension Arm*	H2SA6SS	79369	2.5
	HV2 S Suspension Arm*	H2SA6S	79370	3.2
	HV2 M Suspension Arm*	H2SA6M	79371	3.6
	HV2 L Suspension Arm*	H2SA6L	79372	3.8
	HV2 LL Suspension Arm*	H2SA6LL	79373	4.5
5	HV2 Cushion	H2RC	79374	4.3
6	HV2 Polyurethane Cushion Cover	UHVC	79453	0.5
7	Pole Lock Collar* (1 ea.)	MSPPL	75816	1.9
8	Pivot Arm Kit* (1 ea.)	QMTPAK	76096	4.3
9a	Tension Spring - Purple (1 ea.)**	QMTS-P	75845	0.6
9b	Tension Spring - White (1 ea.)**	PSTS-W	75898	1.7
9c	Tension Spring - Silver (1 ea.)**	PSTS-S	75899	3.0
10a	Bushing Kit - Purple (2 ea.) (for Item 9a)	QMTBK-P	76097	0.1
10b	Bushing Kit - White (2 ea.) (for Items 9b & 9c)	QMTBK-W	76098	0.2
11	Pivot Shaft Bracket Kit* (1 ea.)	QMTPSBK	76099	4.3
12	Torque Arm Kit* (1 ea.)	PSTA	75896	11.4
13	Mounting Plate Kit* (2 ea.)	MSPMPK	75811	8.3
14	Offset Bracket Kit* (1 ea.)	HOBK	76399	12.4
15	Jam Nut Kit QMT Tensioner	JNK-C	79893	0.3
-	QMT Spring Tensioner* - Purple (incl. 1 ea. Items 9a, 10a, 11, 12, 13)	QMT-P	76074	20.4
-	QMT Spring Tensioner* - White (incl. 1 ea. Items 9b, 10b, 11, 12, 13)	QMT-W	76075	21.8
-	QMT Spring Tensioner* - Silver (incl. 1 ea. Items 9c, 10b, 11, 12, 13)	QMT-S	79039	20.3

*Hardware included

Note: All poles and tensioners are heavy-duty style.

Lead time: 1 working day



Spring Tensioner Selection Chart

HV2 Precleaner Size	76074 QMT-P	76075 QMT-W	76402 QMT-S
18" SS,S,M; 24" S,S; 30" SS,S	X		
24" M; 30" M; 36" SS-L; 42" SS-L; 48" SS-LL; 54" S-L; 60" S; 72" S		X	
54" LL; 60" M-LL; 72" M-LL			X

Tips Required per Cleaner Size

in.	18	24	30	36	42	48	54	60	72
mm	450	600	750	900	1050	1200	1350	1500	1800
HV2-Tips Required	2	3	4	5	6	7	8	9	11

Product Ordering Information

H-Type with XF2-Tips Segmented Blade Precleaner

H-Type® with XF2-Tips

BELT WIDTH		XF2-TIP SIZE	ORDERING NUMBER	ITEM CODE	WT. LBS.
in.	mm				
18	450	SS	HXF2-18SS	76138	32.0
18	450	S	HXF2-18S	76289	97.1
18	450	M	HXF2-18M	76290	97.9
24	600	SS	HXF2-24SS	76139	110.0
24	600	S	HXF2-24S	76291	111.2
24	600	M	HXF2-24M	76292	112.4
30	750	SS	HXF2-30SS	76140	113.8
30	750	S	HXF2-30S	76293	115.0
30	750	M	HXF2-30M	76294	116.2
36	900	SS	HXF2-36SS	76141	126.2
36	900	S	HXF2-36S	76295	127.8
36	900	M	HXF2-36M	76296	129.4
36	900	L	HXF2-36L	76297	130.6
42	1050	SS	HXF2-42SS	76142	138.6
42	1050	S	HXF2-42S	76298	140.6
42	1050	M	HXF2-42M	76299	142.6
42	1050	L	HXF2-42L	76300	144.1
48	1200	SS	HXF2-48SS	76143	142.4
48	1200	S	HXF2-48S	76301	144.4
48	1200	M	HXF2-48M	76302	146.4
48	1200	L	HXF2-48L	76303	147.9
54	1350	SS	HXF2-54SS	76144	154.8
54	1350	S	HXF2-54S	76304	157.2
54	1350	M	HXF2-54M	76305	161.7
54	1350	L	HXF2-54L	76306	163.5
60	1500	S	HXF2-60S	76145	196.2
60	1500	M	HXF2-60M	76307	199.0
60	1500	L	HXF2-60L	76308	201.1
72	1800	S	HXF2-72S	76146	216.8
72	1800	M	HXF2-72M	76309	220.0
72	1800	L	HXF2-72L	76310	222.4

*NOTE: XF2-Tips must be used on mechanically spliced belts. Can be used on vulcanized belts.
XF2-Tip size is determined by head pulley diameter - see chart.
Additional sizes available upon request.
To order a cleaner with XF-Tips, call Customer Service.
Lead time: 1 working day

Tips Required per Cleaner Size

in.	18	24	30	36	42	48	54	60	72
mm	450	600	750	900	1050	1200	1350	1500	1800
XF2-Tips Required	2	3	3	4	5	5	6	7	8



H-Type Precleaner with XF2-Tips

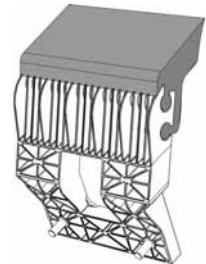
- 2 7/8" (73mm) diameter pole.

Replacement XF2-Tips

SIZE	ORDERING NUMBER	ITEM CODE	WT. LBS.
SS	HXF2-SS	75979	3.0
S	HXF2-S	75980	3.4
M	HXF2-M	75981	3.8
L	HXF2-L	75982	4.1

Specially formulated, long-wearing polyurethane blade tip. Impact-resistant, reinforced nylon base for rigidity and minimal deflection.

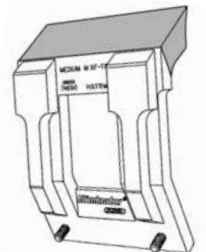
Lead time: 1 working day



Replacement XF-Tips

SIZE	ORDERING NUMBER	ITEM CODE	WT. LBS.
SS	HXF8SS	74307	3.4
S	HXF8S	74689	3.8
M	HXF8M	74690	4.1
L	HXF8L	74691	4.5

Lead time: 1 working day



XF2-Tip & XF-Tip Size

HEAD PULLEY DIAMETER + BELT & LAGGING		XF2-TIP & XF-TIP SIZE
in.	mm	
10 - 19	250-475	SS
20 - 31	500-775	S
32 - 39	800-975	M
40 - 47	1000-1175	L

U.S. Patents No. 6,926,133; 7,347,315

Specifications & Guidelines

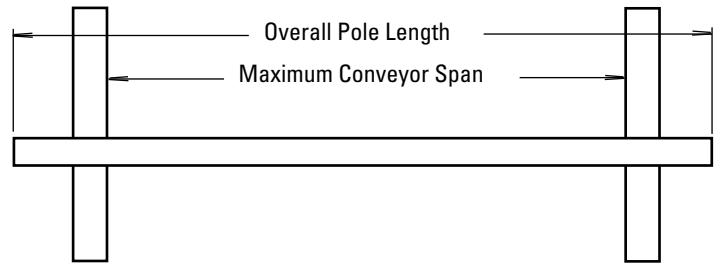
H-Type with XF2-Tips Segmented Blade Precleaner

Pole Length Specifications*

CLEANER SIZE		POLE LENGTH		MAXIMUM CONVEYOR SPAN	
in.	mm	in.	mm	in.	mm
18	450	66	1650	56	1400
24	600	72	1800	62	1550
30	750	78	1950	68	1700
36	900	84	2100	74	1850
42	1050	90	2250	80	2000
48	1200	96	2400	86	2150
54	1350	102	2550	92	2300
60	1500	108	2700	98	2450
72	1800	120	3000	110	2750

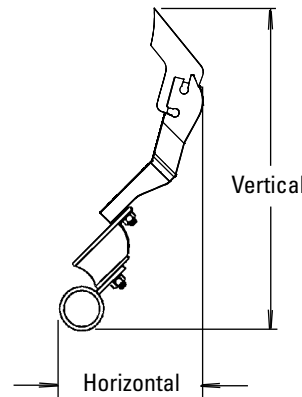
*For special extra long pole length requirements a Pole Extender Kit (#76024) is available that provides 30" (750mm) of extended pole length. (137).

Pole Diameter – 2-7/8" (73mm)



Clearance Guidelines for Installation

SUSPENSION ARM SIZE	HORIZONTAL CLEARANCE REQUIRED		VERTICAL CLEARANCE REQUIRED	
	in.	mm	in.	mm
SS	7	175	13	325
S	7	175	15	375
M	7	175	16 1/2	413
L	7	175	18 1/2	463
LL	7	175	22	550

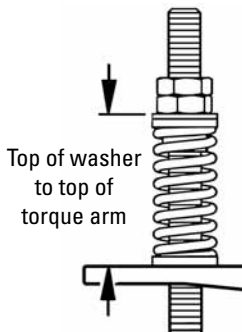


Spring Length Chart

with QMT Spring Tensioner

BELT WIDTH	TIPS	SPRING LENGTH			
		SS	S	M	L
18"	2	4 1/2"	4"	5 3/4"	N/A
24"	3	5 5/8"	5 1/2"	5 3/8"	N/A
30"	3	5 5/8"	5 1/2"	5 3/8"	N/A
36"	4	5 3/8"	5 1/8"	5"	4 1/4"
42"	5	5"	4 3/4"	6"	6"
48"	5	5"	4 3/4"	6"	6"
54"	6	4 3/4"	6"	5 7/8"	5 7/8"
60"	7	N/A	5 7/8"	5 3/4"	5 3/4"
72"	8	N/A	5 3/4"	5 5/8"	5 5/8"

Purple Spring
 White Spring
 Silver Spring



Specifications:

- Maximum Belt Speed1000 FPM (5M/sec)
- Temperature Rating-30°F to 180°F (-35°C to 82°C)
- Usable Blade Wear Length.....3" (75mm)
- Blade MaterialPolyurethane (proprietary blend for abrasion resistance and long wear)
- Available for Belt Widths18" to 72" (450mm to 1800mm).
Other sizes available upon request
- CEMA Cleaner RatingClass 4

U.S. Patents No. 6,926,133; 7,347,315


Product Ordering Information

H-Type with V-Tips Segmented Blade Precleaner

H-Type® with V-Tips*

BELT WIDTH		SUSPENSION ARM SIZE	ORDERING NUMBER	ITEM CODE	WT. LBS.
in.	mm				
18	450	SS	HV-18SS	76101	96.3
18	450	S	HV-18S	76190	97.1
18	450	M	HV-18M	76191	98.1
24	600	SS	HV-24SS	76102	108.6
24	600	S	HV-24S	76192	109.8
24	600	M	HV-24M	76193	111.3
30	750	SS	HV-30SS	76103	112.4
30	750	S	HV-30S	76194	113.6
30	750	M	HV-30M	76195	115.1
36	900	SS	HV-36SS	76104	124.8
36	900	S	HV-36S	76196	127.8
36	900	M	HV-36M	76197	129.8
36	900	L	HV-36L	76198	131.4
42	1050	SS	HV-42SS	76105	138.6
42	1050	S	HV-42S	76199	140.6
42	1050	M	HV-42M	76251	143.1
42	1050	L	HV-42L	76252	145.1
42	1050	LL	HV-42LL	76253	147.6
48	1200	SS	HV-48SS	76106	142.4
48	1200	S	HV-48S	76254	144.4
48	1200	M	HV-48M	76255	146.9
48	1200	L	HV-48L	76256	148.9
48	1200	LL	HV-48LL	76257	151.4
54	1350	S	HV-54S	76107	157.2
54	1350	M	HV-54M	76258	160.2
54	1350	L	HV-54L	76259	162.6
54	1350	LL	HV-54LL	76260	165.6
60	1500	S	HV-60S	76108	194.1
60	1500	M	HV-60M	76261	197.6
60	1500	L	HV-60L	76262	200.4
60	1500	LL	HV-60LL	76263	206.0
72	1800	S	HV-72S	76109	214.7
72	1800	M	HV-72M	76264	218.7
72	1800	L	HV-72L	76265	224.0
72	1800	LL	HV-72LL	76266	228.0

*NOTE: V-Tips can be used ONLY on vulcanized belts.
Suspension arm size is determined by head pulley diameter - see chart.
Additional sizes available upon request.
Lead time: 1 working day



H-Type Precleaner with V-Tips

• 2 7/8" (73mm) diameter pole.

Replacement V-Tips

ORDERING NUMBER	ITEM CODE	WT. LBS.
HVT8-S/S	75419	1.0

Lead time: 1 working day

Replacement Suspension Arms

SIZE	ORDERING NUMBER	ITEM CODE	WT. LBS.
SS	HSA8SS	73047	2.0
S	HSA8S	73048	2.4
M	HSA8M	73049	2.9
L	HSA8L	73063	3.3
LL	HSA8LL	73064	3.8

Lead time: 1 working day

Tips Required per Cleaner Size

in.	18	24	30	36	42	48	54	60	72
mm	450	600	750	900	1050	1200	1350	1500	1800
V-Tips Required	2	3	3	4	5	5	6	7	8

Suspension Arm Size

HEAD PULLEY DIAMETER + BELT & LAGGING		SUSPENSION ARM SIZE
in.	mm	
10 - 19	250-475	SS
20 - 31	500-775	S
32 - 39	800-975	M
40 - 47	1000-1175	L
48 - 67	1200-1675	LL

Specifications & Guidelines

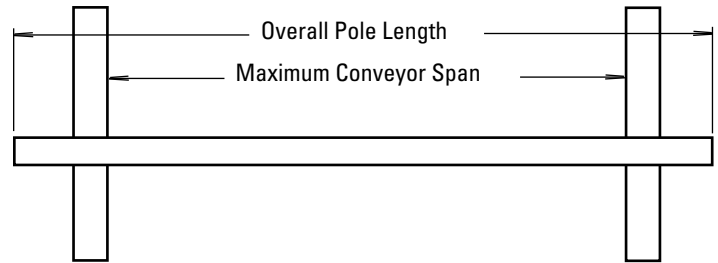
H-Type with V-Tips Segmented Blade Precleaner

Pole Length Specifications*

CLEANER SIZE		POLE LENGTH		MAXIMUM CONVEYOR SPAN	
in.	mm	in.	mm	in.	mm
18	450	66	1650	56	1400
24	600	72	1800	62	1550
30	750	78	1950	68	1700
36	900	84	2100	74	1850
42	1050	90	2250	80	2000
48	1200	96	2400	86	2150
54	1350	102	2550	92	2300
60	1500	108	2700	98	2450
72	1800	120	3000	110	2750

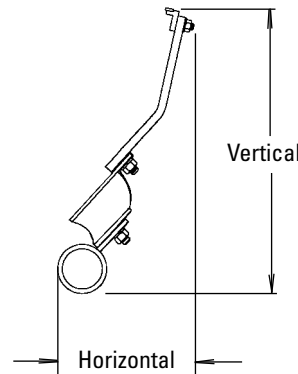
*For special extra long pole length requirements a Pole Extender Kit (#76024) is available that provides 30" (750mm) of extended pole length. (137).

Pole Diameter – 2-7/8" (73mm)



Clearance Guidelines for Installation

SUSPENSION ARM SIZE	HORIZONTAL CLEARANCE REQUIRED		VERTICAL CLEARANCE REQUIRED	
	in.	mm	in.	mm
SS	7	175	13	325
S	7	175	15	375
M	7	175	16 1/2	413
L	7	175	18 1/2	463
LL	7	175	22	550

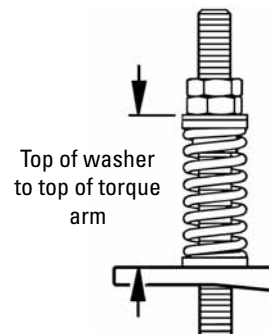


Spring Length Chart

with QMT Spring Tensioner

BELT WIDTH	TIPS	SPRING LENGTH				
		SS	S	M	L	LL
18"	2	5 1/4"	4 7/8"	4 3/4"	4 1/2"	N/A
24"	3	4 1/2"	4 1/8"	5 3/4"	5 3/4"	N/A
30"	3	4 1/2"	4 1/8"	5 3/4"	5 3/4"	N/A
36"	4	5 3/4"	5 5/8"	5 1/2"	5 3/8"	N/A
42"	5	5 5/8"	5 3/8"	5 1/4"	5 1/8"	4 3/4"
48"	5	5 5/8"	5 3/8"	5 1/4"	5 1/8"	4 3/4"
54"	6	N/A	5 1/8"	5	4 7/8"	6"
60"	7	N/A	4 7/8"	6 1/8"	6"	5 7/8"
72"	8	N/A	6"	6"	5 7/8"	5 3/4"

Purple Spring
 White Spring
 Silver Spring



Specifications:

- Maximum Belt Speed1500 FPM (7.5M/sec)
- Temperature Rating-30°F to 180°F (-35°C to 82°C)
- Usable Blade Wear Length.....3/8" (9mm)
- Blade MaterialLong Life Tungsten Carbide
(for vulcanized belts only)
- Available for Belt Widths18" to 72" (450mm to 1800mm)
Other sizes available upon request
- CEMA Cleaner RatingClass 4

Product Ordering Information

H-Type with Protected V-Tips Segmented Blade Precleaner

H-Type® with Protected V-Tips*

For abusive applications where materials being cleaned off the belt wear the back sides of the cleaner's V-Tips.

BELT WIDTH		SUSPENSION ARM SIZE	ORDERING NUMBER	ITEM CODE	WT. LBS.
in.	mm				
18	450	S	HVP-18S	76124	99.1
18	450	M	HVP-18M	76267	100.1
18	450	L	HVP-18L	76268	100.9
24	600	S	HVP-24S	76125	112.8
24	600	M	HVP-24M	76269	114.3
24	600	L	HVP-24L	76270	115.5
30	750	S	HVP-30S	76126	116.6
30	750	M	HVP-30M	76271	118.1
30	750	L	HVP-30L	76272	119.3
36	900	S	HVP-36S	76127	130.4
36	900	M	HVP-36M	76273	133.8
36	900	L	HVP-36L	76274	135.4
42	1050	S	HVP-42S	76128	145.6
42	1050	M	HVP-42M	76275	148.1
42	1050	L	HVP-42L	76276	150.1
48	1200	S	HVP-48S	76129	149.4
48	1200	M	HVP-48M	76277	151.9
48	1200	L	HVP-48L	76278	153.9
48	1200	LL	HVP-48LL	76279	156.4
54	1350	S	HVP-54S	76130	163.2
54	1350	M	HVP-54M	76280	166.2
54	1350	L	HVP-54L	76281	168.6
54	1350	LL	HVP-54LL	76282	171.6
60	1500	S	HVP-60S	76131	201.1
60	1500	M	HVP-60M	76283	204.6
60	1500	L	HVP-60L	76284	207.4
60	1500	LL	HVP-60LL	76285	213.0
72	1800	S	HVP-72S	76132	222.7
72	1800	M	HVP-72M	76286	226.7
72	1800	L	HVP-72L	76287	232.0
72	1800	LL	HVP-72LL	76288	236.0

*NOTE: Protected V-Tips can be used ONLY on vulcanized belts.
Suspension arm size is determined by head pulley diameter - see chart.
Cleaners come standard with Stainless Steel Tip Shields.
Additional sizes available upon request.
Lead time: 1 working day

Tips Required per Cleaner Size

in.	18	24	30	36	42	48	54	60	72
mm	450	600	750	900	1050	1200	1350	1500	1800
Protected V-Tips Required	2	3	3	4	5	5	6	7	8



H-Type Precleaner with HVP-Tips
• 2 7/8" (73mm) diameter pole.

Replacement Protected V-Tips

ORDERING NUMBER	ITEM CODE	WT. LBS.
HVPT	73631	2.7

Lead time: 1 working day

Replacement Suspension Arms

SIZE	ORDERING NUMBER	ITEM CODE	WT. LBS.
SS	HSA8SS	73047	2.0
S	HSA8S	73048	2.4
M	HSA8M	73049	2.9
L	HSA8L	73063	3.3
LL	HSA8LL	73064	3.8

Lead time: 1 working day

Suspension Arm Size

HEAD PULLEY DIAMETER + BELT & LAGGING		SUSPENSION ARM SIZE
in.	mm	
10 - 19	250-475	SS
20 - 31	500-775	S
32 - 39	800-975	M
40 - 47	1000-1175	L
48 - 67	1200-1675	LL

Specifications & Guidelines

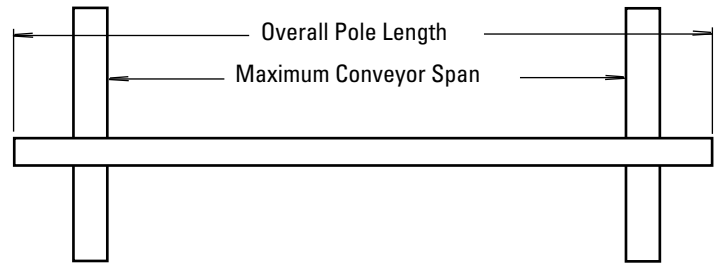
H-Type with Protected V-Tips Segmented Blade Precleaner

Pole Length Specifications*

CLEANER SIZE		POLE LENGTH		MAXIMUM CONVEYOR SPAN	
in.	mm	in.	mm	in.	mm
18	450	66	1650	56	1400
24	600	72	1800	62	1550
30	750	78	1950	68	1700
36	900	84	2100	74	1850
42	1050	90	2250	80	2000
48	1200	96	2400	86	2150
54	1350	102	2550	92	2300
60	1500	108	2700	98	2450
72	1800	120	3000	110	2750

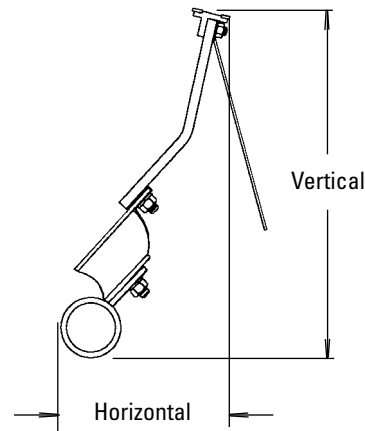
*For special extra long pole length requirements a Pole Extender Kit (#76024) is available that provides 30" (750mm) of extended pole length. (137).

Pole Diameter – 2-7/8" (73mm)



Clearance Guidelines For Installation

SUSPENSION ARM SIZE	HORIZONTAL CLEARANCE REQUIRED		VERTICAL CLEARANCE REQUIRED	
	in.	mm	in.	mm
SS	7	175	13	325
S	7	175	15	375
M	7	175	16 1/2	413
L	7	175	18 1/2	463
LL	7	175	22	550

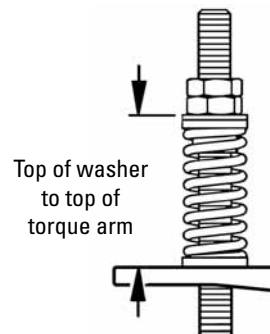


Spring Length Chart

with QMT Spring Tensioner

BELT WIDTH	TIPS	SPRING LENGTH				
		SS	S	M	L	LL
18"	2	5 1/4"	4 7/8"	4 3/4"	4 1/2"	N/A
24"	3	4 1/2"	4 1/8"	5 3/4"	5 3/4"	N/A
30"	3	4 1/2"	4 1/8"	5 3/4"	5 3/4"	N/A
36"	4	5 3/4"	5 5/8"	5 1/2"	5 3/8"	N/A
42"	5	5 5/8"	5 3/8"	5 1/4"	5 1/8"	4 3/4"
48"	5	5 5/8"	5 3/8"	5 1/4"	5 1/8"	4 3/4"
54"	6	N/A	5 1/8"	5	4 7/8"	6"
60"	7	N/A	4 7/8"	6 1/8"	6"	5 7/8"
72"	8	N/A	6"	6"	5 7/8"	5 3/4"

Purple Spring
 White Spring
 Silver Spring

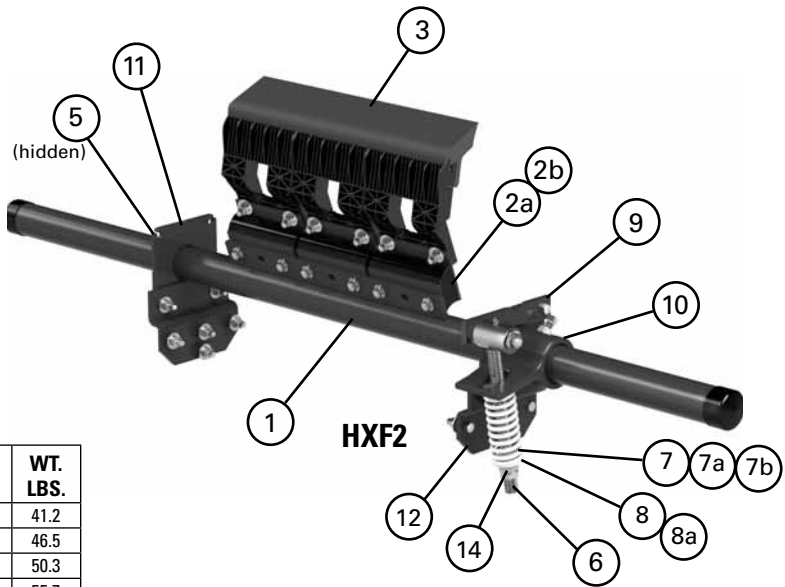


Specifications:

- Maximum Belt Speed 1500 FPM (7.5M/sec)
- Temperature Rating -30°F to 180°F (-35°C to 82°C)
- Usable Blade Wear Length..... 3/8" (9mm)
- Blade Material Long Life Tungsten Carbide (for vulcanized belts only)
- Available for Belt Widths 18" to 72" (450mm to 1800mm). Other sizes available upon request
- CEMA Cleaner Rating Class 4

Replacement Parts List

H-Type Segmented Blade Precleaners



Replacement Parts



REF	DESCRIPTION	ORDERING NUMBER	ITEM CODE	WT. LBS.
1	18" (450mm) Pole	H78P18	76110	41.2
	24" (600mm) Pole	H78P24	76111	46.5
	30" (750mm) Pole	H78P30	76112	50.3
	36" (900mm) Pole	H78P36	76113	55.7
	42" (1050mm) Pole	H78P42	76114	61.1
	48" (1200mm) Pole	H78P48	76115	64.9
	54" (1350mm) Pole	H78P54	76116	70.3
	60" (1500mm) Pole	H78P60	76117	99.8
	72" (1800mm) Pole	H78P72	76118	113.0
2a	H2 XF-Tip Cushion* (for S, M, L HXF2-Tips; or S - LL Susp. Arms)	HXFC2	75902	4.0
2b	H2 F-Tip Cushion* (for SS HXF2 Tips; or SS Susp. Arms)	HFC2	75901	4.0
3	HXF2-Tip Extra Small*	HXF2-SS	75979	3.0
	HXF2-Tip Small*	HXF2-S	75980	3.4
	HXF2-Tip Medium*	HXF2-M	75981	3.8
	HXF2-Tip Large*	HXF2-L	75982	4.1
3a	H V-Tip* (1 ea.)	HVT8-S/S	75419	1.0
3b	H Protected V-Tip* (1 ea.) for vulcanized belts only) (for abusive wear)	HVPT	73631	2.7
4	H SS Suspension Arm*	HSA8SS	73047	0.5
	H S Suspension Arm*	HSA8S	73048	1.0
	H M Suspension Arm*	HSA8M	73049	1.5
	H L Suspension Arm*	HSA8L	73063	2.0
	H LL Suspension Arm*	HSA8LL	73064	2.5
5	Pole Lock Collar* (1 ea.)	MSPPL	75816	1.9
6	Pivot Arm Kit* (1 ea.)	QMTPAK	76096	4.3
7	Tension Spring - Purple (1 ea.)**	QMTS-P	75845	0.6
7a	Tension Spring - White (1 ea.)**	PSTS-W	75898	1.7
7b	Tension Spring - Silver (1 ea.)**	PSTS-S	75899	3.0
8	Bushing Kit - Purple (2 ea.) (for Item 7)	QMTBK-P	76097	0.1
8a	Bushing Kit - White (2 ea.) (for Items 7a & 7b)	QMTBK-W	76098	0.2
9	Pivot Shaft Bracket Kit* (1 ea.)	QMTPSBK	76099	4.3
10	Torque Arm Kit* (1 ea.)	PSTA	75896	11.4
11	Mounting Plate Kit* (2 ea.)	MSPMPK	75811	8.3
12	Offset Bracket Kit* (1 ea.)	HOBK	76399	12.4
13	H SS Tip Shield	HSSTS	74771	0.5
14	Jam Nut Kit QMT Tensioner	JNK-C	79893	0.3
-	H SS Cushion Shield	HSSCS	74772	0.6
-	QMT Spring Tensioner* - Purple (incl. 1 ea. Items 6, 7, 8, 9, & 10)	QMT-P	76074	20.4
-	QMT Spring Tensioner* - White (incl. 1 ea. Items 6, 7a, 8a, 9, & 10)	QMT-W	76075	21.8
-	QMT Spring Tensioner* - Silver (incl. 1 ea. Items 6, 7b, 8a, 9, & 10)	QMT-S	79039	20.3

*Hardware included

Note: All poles and tensioners are heavy-duty style.

Parts for old style H cleaners - See 147

Lead time: 1 working day



Spring Tensioner Selection Chart

CLEANER TYPE AND SIZE	76074 QMT-P	76075 QMT-W	79039 QMT-S
HXF2			
18" SS & S	X		
18" M; 24"-36"; 42"-48" SS & S; 54" SS		X	
42"-48" M & L; 54"-72" S, M, L			X
HV			
18" SS, S, M; 24"-30" SS & S	X		
24"-30" M; 36"-48", 54" S, M, L; 60" S		X	
54" LL; 60" M, L, LL; 72"			X
HVP			
18" S, M; 24"-30" S	X		
24"-30" M; 36"-48"; 54" S, M, L; 60" S		X	
54" LL; 60" M, L, LL; 72"			X

Product Ordering Information

H-Type with V-Tips High Temperature Precleaner



High Temp Precleaner with V-Tips

BELT WIDTH		SUSPENSION ARM SIZE	ORDERING NUMBER	ITEM CODE	WT. LBS.
in.	mm				
18	450	SS	HTV18SS	74821	64.0
18	450	S	HTV18S	74828	65.0
24	600	SS	HTV24SS	74822	71.6
24	600	S	HTV24S	74829	72.6
30	750	SS	HTV30SS	74823	78.0
30	750	S	HTV30S	74830	80.0
36	900	SS	HTV36SS	74824	88.0
36	900	S	HTV36S	74831	90.0
36	900	M	HTV36M	74838	92.0
42	1050	SS	HTV42SS	74825	108.0
42	1050	S	HTV42S	74832	110.0
42	1050	M	HTV42M	74839	112.0
48	1200	SS	HTV48SS	74826	117.0
48	1200	S	HTV48S	74833	120.0
48	1200	M	HTV48M	74840	122.0

Suspension arm size is determined by head pulley diameter - see chart.

Pole Diameter - 2-3/8" (60mm)

Lead time: 1 working day

Tips Required per Cleaner Size

	18	24	30	36	42	48
in.	18	24	30	36	42	48
mm	450	600	750	900	1050	1200
V-Tips Required	2	3	3	4	5	5

Replacement Suspension Arms

SUSPENSION ARM SIZE	ORDERING NUMBER	ITEM CODE	WT. LBS.
SS	HSA8SS	73047	0.5
S	HSA8S	73048	1.0
M	HSA8M	73049	1.5

Lead time: 1 working day

Replacement V-Tips

ORDERING NUMBER	ITEM CODE	WT. LBS.
HVT8-S/S	75419	1.0

Lead time: 1 working day

Replacement Spring

ORDERING NUMBER	ITEM CODE	WT. LBS.
HTTS-HT	79068	1.0

Lead time: 1 working day

Suspension Arm Size

HEAD PULLEY DIAMETER + BELT & LAGGING		SUSPENSION ARM SIZE
in.	mm	
8 - 15	200 - 375	SS
16 - 27	400 - 675	S
28 - 35	700 - 875	M

Product Notes:

- The High Temp Precleaner works in ambient temperatures up to 400°F (204°C) with spikes to 450°F (232°C)
- V-Tips can be used ONLY on vulcanized belts.
- Cleaners come standard with stainless steel tip shields.
- For replacement parts see the old-style H-Type Replacement Parts List (147).
- Compatible with reversing belts.

Product Ordering Information

EZS2 Standard Duty Secondary Cleaner

EZS2 Secondary

BELT WIDTH		ORDERING NUMBER	ITEM CODE	WT. LBS.
in.	mm			
18	450	EZS2-18	75643	71.0
24	600	EZS2-24	75644	75.8
30	750	EZS2-30	75645	79.7
36	900	EZS2-36	75646	85.5
42	1050	EZS2-42	75647	89.4
48	1200	EZS2-48	75648	94.2
54	1350	EZS2-54	75649	99.0
60	1500	EZS2-60	75650	136.3
72	1800	EZS2-72	75651	151.9

Lead time: 1 working day



Replacement C-Tips

ORDERING NUMBER	ITEM CODE	WT. LBS.
ICT6	74535	0.7

Lead time: 1 working day

Tips Required Per Cleaner Size

in.	18	24	30	36	42	48	54	60	72
mm	450	600	750	900	1050	1200	1350	1500	1800
C-Tips Required	3	4	5	6	7	8	9	10	12

Product Notes:

- Blade width equals belt width.
- Can be installed in any location from where the belt leaves the pulley on down the beltline.
- FormFlex™ cushions automatically adjust the individual tension of each blade to the belt.
- Works with mechanical splices.
- A special cushion pad helps absorb the impact from mechanical splices and eliminates blade vibration.
- Comes complete with universal mounting brackets.
- Versatile tensioner can be installed to either push-up or pull-up the cleaner to the belt, depending on installation space constraints.
- If belt is cupped or has low tension, a hold-down roller may be required to flatten and support the belt for optimal cleaning results.

U.S. Patent No. 6,823,983

Product Ordering Information

High Temp EZS2 High Temp Secondary Cleaner

High Temp Secondary Cleaner with C-Tips

BELT WIDTH		ORDERING NUMBER	ITEM CODE	WT. LBS.
in.	mm			
18	450	HTS18	76085	64.0
24	600	HTS24	76086	68.0
30	750	HTS30	76087	72.0
36	900	HTS36	76088	76.0
42	1050	HTS42	76089	80.0
48	1200	HTS48	76090	84.0
54	1350	HTS54	76091	88.0
60	1500	HTS60	76092	145.3
72	1800	HTS72	76093	149.5

Pole Diameter - 2-3/8" (60mm)
Lead time: 1 working day



Replacement C-Tips

ORDERING NUMBER	ITEM CODE	WT. LBS.
ICT6	74535	0.7

Lead time: 1 working day

Replacement Cushion Kit

ORDERING NUMBER	ITEM CODE	WT. LBS.
HTSCK	76094	1.5

Lead time: 1 working day

Tips Required per Cleaner Size

in.	18	24	30	36	42	48	54	60	72
mm	450	600	750	900	1050	1200	1350	1500	1800
C-Tips Required	3	4	5	6	7	8	9	10	12

Product Notes:

- The High Temp Secondary works in ambient temperatures up to 400°F (204°C) with spikes to 450°F (232°C).
- Works with mechanical fasteners.

U.S. Patent No. 6,823,983

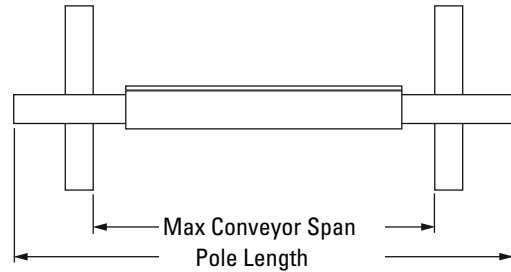
Specifications & Guidelines

EZS2 Standard Duty Secondary Cleaner

Pole Length Specifications

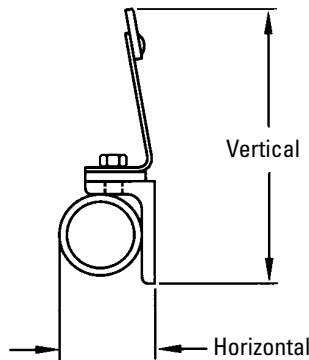
BELT WIDTH		BLADE WIDTH		POLE LENGTH		MAXIMUM CONVEYOR SPAN	
in.	mm	in.	mm	in.	mm	in.	mm
18	450	18	450	52	1300	47	1175
24	600	24	600	58	1450	53	1325
30	750	30	750	64	1600	59	1475
36	900	36	900	70	1750	65	1625
42	1050	42	1050	76	1900	71	1775
48	1200	48	1200	82	2050	77	1925
54	1350	54	1350	88	2200	83	2075
60	1500	60	1500	94	2350	89	2225
72	1800	72	1800	106	2650	101	2525

Pole Diameter – 2-3/8" (60mm) on 18" - 54" (450-1350mm)
 Pole Diameter – 2-7/8" (73mm) on 60" - 72" (1500-1800mm)



Clearance Guidelines for Installation

HORIZONTAL CLEARANCE REQUIRED		VERTICAL CLEARANCE REQUIRED	
in.	mm	in.	mm
4	100	8 1/2 for 18"-54"	213
		9 1/2 for 60"-72"	238



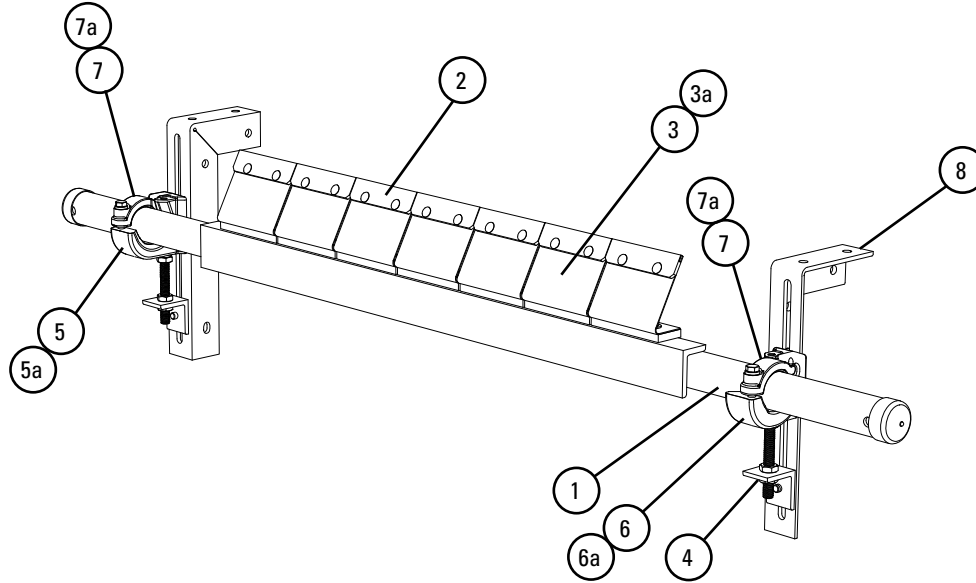
Specifications:

- Maximum Belt Speed700 FPM (3.5M/sec)
- Temperature Rating (EZS2).....-30°F to 200°F (-35°C to 93°C)
- Temperature Rating (EZS2 High-Temp).....Up to 400°F (204°C) with spikes to 450°F (232°C)
- Usable Blade Wear Length.....3/8" (9mm)
- Blade MaterialImpact Resistant Tungsten Carbide
(works with mechanical fasteners)
- Available for Belt Widths18" to 72" (450 to 1800mm)
- CEMA Cleaner RatingClass 3

U.S. Patent No. 6,823,983

Replacement Parts List

EZS2 Standard Duty Secondary Cleaner



Replacement Parts

REF	DESCRIPTION	ORDERING NUMBER	ITEM CODE	WT. LBS.
1	18" (450mm) Pole	EZS2P18	75652	25.0
	24" (600mm) Pole	EZS2P24	75653	28.0
	30" (750mm) Pole	EZS2P30	75654	30.0
	36" (900mm) Pole	EZS2P36	75655	34.0
	42" (1050mm) Pole	EZS2P42	75656	36.0
	48" (1200mm) Pole	EZS2P48	75657	39.0
	54" (1350mm) Pole	EZS2P54	75658	42.0
	60" (1500mm) Pole	EZS2P60	75659	77.0
	72" (1800mm) Pole	EZS2P72	75660	89.0
2	C-Tip Kit* (1 ea.)	ICT6	74535	0.7
3	FormFlex™ Cushion Kit* (incl. 1 cushion & 1 pad)	FFCK	75661	1.5
3a	High Temp Replacement Cushion Kit (incl. 1 cushion & 1 pad)	HTSCK	76094	1.5
4	Adjusting Bracket Kit* (1 ea.)	PAB	75513	1.5
5	Pole Clamp Kit LEFT* (1 ea.) (incl. item 7) (for sizes 18"-54" (450-1350mm))	CCKL	79224	6.8
5a	HD Pole Clamp Kit LEFT* (1 ea.) (incl. item 7a) (for sizes 60"-72" (1500-1800mm))	CCKHDL	79225	8.7
6	Pole Clamp Kit RIGHT* (1 ea.) (incl. item 7) (for sizes 18"-54" (450-1350mm))	CCKR	79228	6.8
6a	HD Pole Clamp Kit RIGHT* (1 ea.) (incl. item 7a) (for sizes 60"-72" (1500-1800mm))	CCKHDR	79229	8.7
7	Cradle Clamp Top Strap (1 ea.) (for use on L or R Pole Clamp Kit)	CCKTS	79232	1.1
7a	HD Cradle Clamp Top Strap (1 ea.) (for use on L or R HD Pole Clamp Kit)	CCKHDS	79233	1.7
8	Mounting Bracket Kit (1 Right and 1 Left)	EZS2MBK	75666	13.0
-	Cradle Clamp Mounting Kit* (for sizes 18"-54" (450-1350mm)) (incl. 2 ea. Items 4 and 1 ea. Items 5, 6 & 8)	CCMK	78919	33.0
-	HD Cradle Clamp Mounting Kit* (for sizes 60"-72" (1500-1800mm)) (incl. 2 ea. Items 4 and 1 ea. Items 5a, 6a & 8)	CCMKHD	78920	36.7

*Hardware Included Lead time: 1 working day

Mounting Kit Selection Chart

Cleaner Width	78919 CCMK	78920 CCMKHD
EZS2 18" - 54" (450 - 1350mm)	X	
EZS2 60" - 72" (1500 - 1800mm)		X


Cleaner Tips and Cushions Required Per Cleaner Size

in.	mm	Tips Required
18	450	3
24	600	4
30	750	5
36	900	6
42	1050	7
48	1200	8
54	1350	9
60	1500	10
72	1800	12

U.S. Patent No. 6,823,983

Product Ordering Information


Y-Type™ Standard Duty Secondary Cleaner with Carbide or Polyurethane Blades and YST Tensioner



Y-Type™ Standard Duty with Carbide Blades

BELT WIDTH		ORDERING NUMBER	ITEM CODE	WT. LBS.
in.	mm			
18	450	YT-TC-18S	79759	55.0
24	600	YT-TC-24S	79760	60.0
30	750	YT-TC-30S	79761	65.0
36	900	YT-TC-36S	79762	70.0
42	1050	YT-TC-42S	79763	76.0
48	1200	YT-TC-48S	79764	82.0


Lead time: 1 working day



Y-Type™ Standard Duty with Purple Polyurethane Blades

BELT WIDTH		ORDERING NUMBER	ITEM CODE	WT. LBS.
in.	mm			
18	450	YT-18S	79765	59.0
24	600	YT-24S	79766	65.0
30	750	YT-30S	79767	71.0
36	900	YT-36S	79768	77.0
42	1050	YT-42S	79769	83.0
48	1200	YT-48S	79770	89.0

Lead time: 1 working day



Y-Type™ Standard Duty with White Polyurethane Blades

BELT WIDTH		ORDERING NUMBER	ITEM CODE	WT. LBS.
in.	mm			
18	450	YTW-18S	79771	59.0
24	600	YTW-24S	79772	65.0
30	750	YTW-30S	79773	71.0
36	900	YTW-36S	79774	77.0
42	1050	YTW-42S	79775	83.0
48	1200	YTW-48S	79776	89.0

Lead time: 1 working day



Y-Type™ Standard Duty with Red UHT Polyurethane Blades

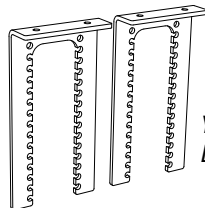
BELT WIDTH		ORDERING NUMBER	ITEM CODE	WT. LBS.
in.	mm			
18	450	YTR-18S	91798	59.0
24	600	YTR-24S	91799	65.0
30	750	YTR-30S	91800	71.0
36	900	YTR-36S	91801	77.0
42	1050	YTR-42S	91802	83.0
48	1200	YTR-48S	91803	89.0

Lead time: 1 working day

Optional YST Drop Brackets (2)

ORDERING NUMBER	ITEM CODE	WT. LBS.
YSTDBK	79844	19.7

Lead time: 1 working day



YST Standard Duty Drop Brackets

Product Notes:

- Works on reversing belts, vulcanized belts, and belts with mechanical fasteners.
- Pole Length: Belt width plus 30" (750mm). For longer requirements, see Installation Accessories – Pole Extender Kit (137).
- Visual Blade Tension Check: Measure the tension spring and refer to Spring Length Chart on mounting base for the correct length for best cleaning performance.
- Tensioner: Standard Duty YST Spring Tensioner for self-adjusting tensioning with easy retensioning adjustments. The tensioner can be mounted in pull-up or push-up position.
- To make cleaner installation easier and quicker, see Optional Mounting Kits on replacement parts page or 137.
- Simple design makes changing the blades fast and easy. Blades can be removed and replaced individually, or all at once by replacing the cartridge.

U.S. Patent No. 9,586,765

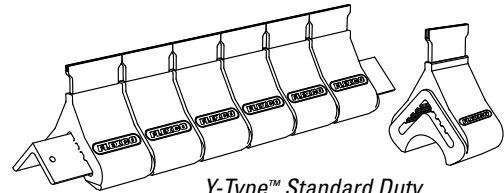
Product Ordering Information

Y-Type™ Standard Duty Secondary Cleaner with Carbide or Polyurethane Blades and YST Tensioner

Replacement Blades/Cartridges Standard Duty Carbide

BELT WIDTH		ORDERING NUMBER	ITEM CODE	WT. LBS.
in.	mm			
-	-	YT-C*	79574	1.1
18	450	YCART-18/450-TC	79811	12.6
24	600	YCART-24/600-TC	79812	16.5
30	750	YCART-30/750-TC	79813	20.4
36	900	YCART-36/900-TC	79814	24.2
42	1050	YCART-42/1050-TC	79815	28.1
48	1200	YCART-48/1200-TC	79816	31.9

*Single 3" blade segment
Lead time: 1 working day

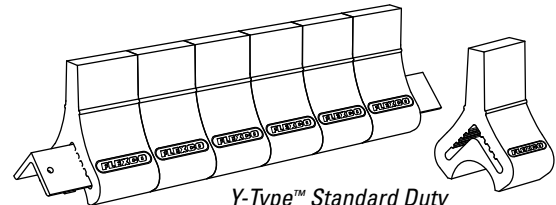


Y-Type™ Standard Duty Carbide Blade Cartridge

Replacement Blades/Cartridges Standard Duty Purple Polyurethane

BELT WIDTH		ORDERING NUMBER	ITEM CODE	WT. LBS.
in.	mm			
-	-	YT-P*	79573	1.2
18	450	YCART-18/450-P	79617	13.1
24	600	YCART-24/600-P	79618	17.1
30	750	YCART-30/750-P	79619	21.1
36	900	YCART-36/900-P	79620	25.1
42	1050	YCART-42/1050-P	79621	29.1
48	1200	YCART-48/1200-P	79622	33.1

*Single 3" blade segment
Lead time: 1 working day



Y-Type™ Standard Duty Polyurethane Blade Cartridge

Replacement Blades/Cartridges Standard Duty White† Polyurethane

BELT WIDTH		ORDERING NUMBER	ITEM CODE	WT. LBS.
in.	mm			
-	-	YT-W*	79572	1.2
18	450	YCART-18/450-W	79611	13.1
24	600	YCART-24/600-W	79612	17.1
30	750	YCART-30/750-W	79613	21.1
36	900	YCART-36/900-W	79614	25.1
42	1050	YCART-42/1050-W	79615	29.1
48	1200	YCART-48/1200-W	79616	33.1

*Single 3" blade segment
†White blades are chemical resistant, and all ingredients used in Polyurethane formulation comply with the relevant requirements of 21 CFR (FDA Code of Federal Regulations) for use in repeated bulk dry food applications.
Lead time: 1 working day

Replacement Blades/Cartridges Standard Duty Red UHT Polyurethane

BELT WIDTH		ORDERING NUMBER	ITEM CODE	WT. LBS.
in.	mm			
-	-	YT-R*	91804	1.2
18	450	YCART-18/450-R	91805	13.1
24	600	YCART-24/600-R	91806	17.1
30	750	YCART-30/750-R	91807	21.1
36	900	YCART-36/900-R	91808	25.1
42	1050	YCART-42/1050-R	91809	29.1
48	1200	YCART-48/1200-R	91810	33.1

*Single 3" blade segment
Lead time: 1 working day

U.S. Patent No. 9,586,765


Specifications & Guidelines

Y-Type™ Standard Duty Secondary Cleaner with YSTensioner

Pole Length Specifications

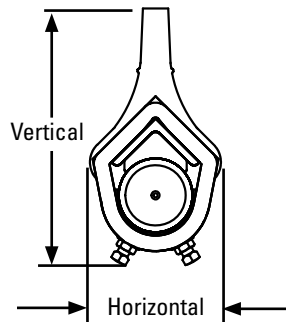
Cleaner Size		Pole Length		Maximum Conveyor Span	
in.	mm	in.	mm	in.	mm
18	450	48	1200	40	1025
24	600	54	1350	46	1175
30	750	60	1500	52	1325
36	900	66	1650	58	1475
42	1050	72	1800	64	1625
48	1200	78	1950	70	1775

Pole Length – Belt +30" (750mm)
Pole Diameter – 2-3/8" (60mm)



Clearance Guidelines for Installation

Cleaner Type	Belt Width/ Cleaner Size		Horizontal Clearance Required		Vertical Clearance Required	
	in.	mm	in.	mm	in.	mm
Y-Type® Polyurethane	18 - 48	450 - 1200	4-1/4	110	8-1/4	210
Y-Type Carbide	18 - 48	450 - 1200	4-1/4	110	7-3/4	184



Y-Type Blade Specifications

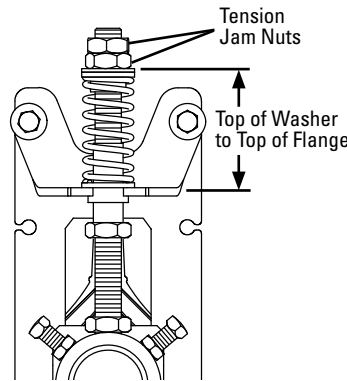
Cushion	Durometer	Temperature Range
Purple (Standard)	83A	-30° to 180° F -35° to 82° C
White (Food Grade) ‡	83A	-30° to 180° F -35° to 82° C
Red (Ultra High-Temp)	93A	Up to 400° F (200° C) Spikes to 450° F (232° C)
Carbide	83A	-30° to 180° F -35° to 82° C

‡ All ingredients used in the polyurethane formulation of this blade comply with the relevant requirements of 21 CFR (FDA Code of Federal Regulations) for use in repeated bulk dry food applications

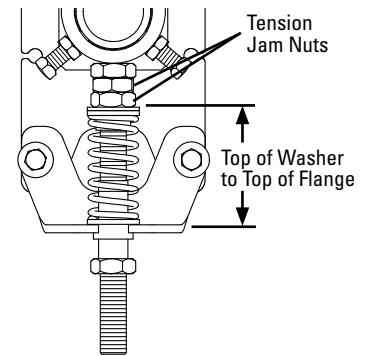
Spring Length Chart

Blade Width	Carbide Tip		Purple or White Polyurethane Tip				Red UHT Polyurethane Tip				
	Silver Springs		Yellow Springs		Purple Springs		Yellow Springs		Purple Springs		
in.	mm	in.	mm	in.	mm	in.	mm	in.	mm	in.	mm
18	450	4 1/8	105	3 1/4	83	3 5/8	92	3 1/8	79	3 5/8	92
24	600	4	102	2 7/8	73	3 3/8	86	2 3/4	70	3 3/8	86
30	750	3 7/8	98	2 5/8	67	3 1/8	79	2 1/2	64	3 1/8	79
36	900	3 3/4	95	2 1/4	57	2 7/8	73	2 1/4	57	2 7/8	73
42	1050	3 5/8	92	NA	NA	2 5/8	67	NA	NA	2 5/8	67
48	1200	3 1/2	89	NA	NA	2 3/8	60	NA	NA	2 3/8	60

Shading indicates preferred spring option.



Pull-Up Tensioner Configuration (SD)



Push-Up Tensioner Configuration (SD)

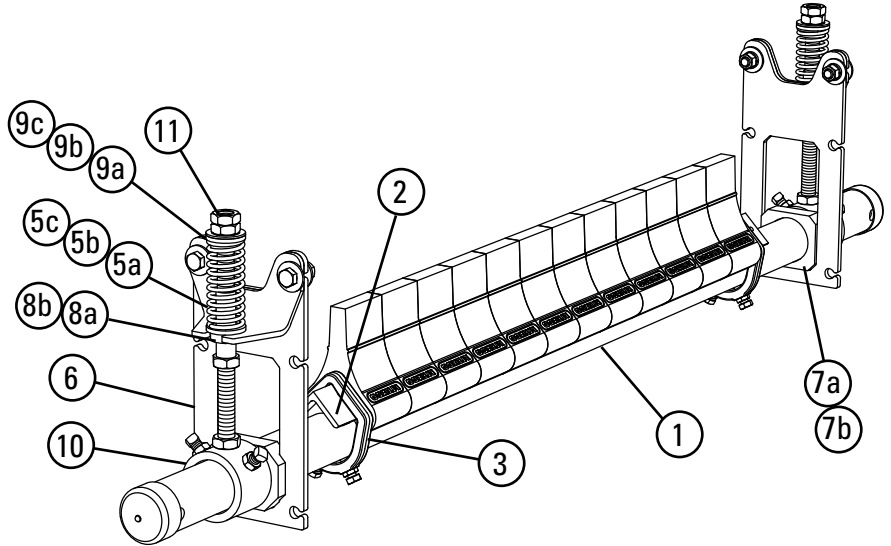
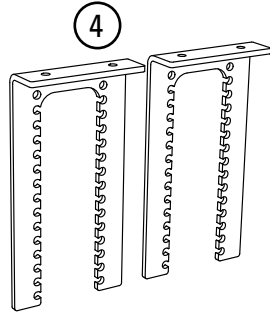
Specifications:

- Maximum Belt Speed600 FPM (3M/sec)
- Usable Blade Wear Length.....2" (50mm) (Polyurethane)
1/4" (6mm) (Carbide)
- Blade MaterialsPurple: Polyurethane (proprietary blend for abrasion resistance and long wear)
White: Polyurethane (chemical resistant/food grade)
Red: Polyurethane (ultra high-temp)
Carbide: Tungsten Carbide
- Available for Belt Widths18" to 48" (450 to 1200mm). Other sizes available upon request.
- CEMA Cleaner RatingClass 2 (Standard-duty with polyurethane blades)
Class 3 (Standard-duty with carbide blades)

U.S. Patent No. 9,586,765

Replacement Parts List

Y-Type™ Standard Duty Secondary Cleaner with YST Tensioner



Blades Required per Cleaner Size

in.	18	24	30	36	42	48
mm	450	600	750	900	1050	1200
Blades Required	6	8	10	12	14	16

Replacement Parts

REF	DESCRIPTION	ORDERING NUMBER	ITEM CODE	WT. LBS.
1	18" (450mm) Y-Type™ Pole	YTP-18/450	79587	20.2
	24" (600mm) Y-Type Pole	YTP-24/600	79588	22.7
	30" (750mm) Y-Type Pole	YTP-30/750	79589	25.2
	36" (900mm) Y-Type Pole	YTP-36/900	79590	27.7
	42" (1050mm) Y-Type Pole	YTP-42/1050	79591	30.2
	48" (1200mm) Y-Type Pole	YTP-48/1200	79592	32.7
2	18" (450mm) Y-Type Cushion Angle	YTA-18/450	79593	5.7
	24" (600mm) Y-Type Cushion Angle	YTA-24/600	79594	7.3
	30" (750mm) Y-Type Cushion Angle	YTA-30/750	79595	8.9
	36" (900mm) Y-Type Cushion Angle	YTA-36/900	79596	10.4
	42" (1050mm) Y-Type Cushion Angle	YTA-42/1050	79597	12.0
	48" (1200mm) Y-Type Cushion Angle	YTA-48/1200	79598	13.6
3	Y-Type Angle Clamp* (2 Clamps)	YTAC	79623	2.2
4	YST Drop Bracket Kit (2 Brackets)	YSTDBK	79844	19.7
5a	YST Spring Yellow	YSTS-Y	79795	0.3
5b	YST Spring Purple	YSTS-P	79796	0.4
5c	YST Spring Silver (Y-Type Carbide Cleaners)	CTS-S	77743	0.5
6	YST Mounting Bracket (incl. Angle Bracket)	YSTMB	79843	3.3
7a	YST Guide Block Kit (Pair)	YSTGBK	79845	0.4
7b	YST Guide Block Kit UHT (Pair)	YSTGBK-R	91811	0.4
8a	YST Lower Bushing Kit (Pair)	YSTLBK	79846	0.1
8b	YST Lower Bushing Kit UHT (Pair)	YSTLBK-R	91812	0.1
9a	YST Top Bushing Kit White (Pair)	YSTTBK-W	79847	0.1
9b	YST Top Bushing Kit Black (Pair)	YSTTBK-B	79855	0.1
9c	YST Top Bushing Kit UHT (Pair)	YSTBKPU-R	91813	0.1
10	YST Pole Mount Kit*	YSTPMK	79848	4.3
11	YST Adjusting Rod Nut Kit	YSTANK	79857	0.2
-	YST Tensioner w/Yellow Spring (Pair) (incl. 2 ea. item 5a, 6, 10, 11; 1 ea. items 7a, 8a, 9a)	YST-Y	79836	18.2
-	YST Tensioner w/Purple Spring (Pair) (incl. 2 ea. item 5b, 6, 10, 11; 1 ea. items 7a, 8a, 9a)	YST-P	79837	18.5
-	YST Tensioner w/Silver Spring (Pair) (incl. 2 ea. item 5c, 6, 10, 11; 1 ea. items 7a, 8a, 9b)	YST-S	79838	18.8
-	YST Tensioner w/Yellow Spring UHT (Pair) (incl. 2 ea. item 5a, 6, 10, 11; 1 ea. items 7b, 8b, 9c)	YST-Y-R	91814	18.2
-	YST Tensioner w/Purple Spring UHT (Pair) (incl. 2 ea. item 5b, 6, 10, 11; 1 ea. items 7b, 8b, 9c)	YST-P-R	91815	18.5

*Hardware included

Lead time: 1 working day

U.S. Patent No. 9,586,765

Replacement Blades/Blade Cartridges

REF	DESCRIPTION	ORDERING NUMBER	ITEM CODE	WT. LBS.
12	Y-Type Carbide Blade (single)	YT-C	79574	1.1
13	18" (450mm) Y-Type Carbide Blade Cartridge	YCART-18/450-TC	79811	12.6
	24" (600mm) Y-Type Carbide Blade Cartridge	YCART-24/600-TC	79812	16.5
	30" (750mm) Y-Type Carbide Blade Cartridge	YCART-30/750-TC	79813	20.4
	36" (900mm) Y-Type Carbide Blade Cartridge	YCART-36/900-TC	79814	24.2
	42" (1050mm) Y-Type Carbide Blade Cartridge	YCART-42/1050-TC	79815	28.1
	48" (1200mm) Y-Type Carbide Blade Cartridge	YCART-48/1200-TC	79816	31.9
14	Y-Type Purple Polyurethane Blade (single)	YT-P	79573	1.2
15	18" (450mm) Y-Type Purple Blade Cartridge	YCART-18/450-P	79617	13.1
	24" (600mm) Y-Type Purple Blade Cartridge	YCART-24/600-P	79618	17.1
	30" (750mm) Y-Type Purple Blade Cartridge	YCART-30/750-P	79619	21.1
	36" (900mm) Y-Type Purple Blade Cartridge	YCART-36/900-P	79620	25.1
	42" (1050mm) Y-Type Purple Blade Cartridge	YCART-42/1050-P	79621	29.1
	48" (1200mm) Y-Type Purple Blade Cartridge	YCART-48/1200-P	79622	33.1
16	Y-Type White Polyurethane Blade (single)	YT-W	79572	1.2
17	18" (450mm) Y-Type White Blade Cartridge	YCART-18/450-W	79611	13.1
	24" (600mm) Y-Type White Blade Cartridge	YCART-24/600-W	79612	17.1
	30" (750mm) Y-Type White Blade Cartridge	YCART-30/750-W	79613	21.1
	36" (900mm) Y-Type White Blade Cartridge	YCART-36/900-W	79614	25.1
	42" (1050mm) Y-Type White Blade Cartridge	YCART-42/1050-W	79615	29.1
	48" (1200mm) Y-Type White Blade Cartridge	YCART-48/1200-W	79616	33.1
18	Y-Type Red Polyurethane Blade (single)	YT-R	91804	1.2
19	18" (450mm) Y-Type Red Blade Cartridge	YCART-18/450-R	91805	13.1
	24" (600mm) Y-Type Red Blade Cartridge	YCART-24/600-R	91806	17.1
	30" (750mm) Y-Type Red Blade Cartridge	YCART-30/750-R	91807	21.1
	36" (900mm) Y-Type Red Blade Cartridge	YCART-36/900-R	91808	25.1
	42" (1050mm) Y-Type Red Blade Cartridge	YCART-42/1050-R	91809	29.1
	48" (1200mm) Y-Type Red Blade Cartridge	YCART-48/1200-R	91810	33.1


Lead time: 1 working day

Spring Tensioner Selection Chart

Cleaner Blade Width	79838 YST-S	79836 YST-Y	79837 YST-P	91814 YST-Y-R	91815 YST-P-R
Carbide 18" - 48" (450 - 1200mm)	X				
Polyurethane 18" - 30" (450 - 750mm)		X			
Polyurethane 36" - 48" (900 - 1200mm)			X		
Red Polyurethane 18" - 30" (450 - 750mm)				X	
Red Polyurethane 36" - 48" (900 - 1200mm)					X

Product Ordering Information


Y-Type™ Heavy Duty Secondary Cleaner with HD Carbide or Urethane Blades and YST Tensioner



Y-Type™ HD with Carbide Blades

BELT WIDTH		ORDERING NUMBER	ITEM CODE	WT. LBS.
in.	mm			
36	900	YTHD-TC-36S	79777	130.0
42	1050	YTHD-TC-42S	79778	142.4
48	1200	YTHD-TC-48S	79779	151.9
54	1350	YTHD-TC-54S	79780	161.5
60	1500	YTHD-TC-60S	79781	171.0
72	1800	YTHD-TC-72S	79782	190.1


Lead time: 1 working day



Y-Type™ HD with Purple Polyurethane Blades

BELT WIDTH		ORDERING NUMBER	ITEM CODE	WT. LBS.
in.	mm			
36	900	YTHD-36S	79783	131.0
42	1050	YTHD-42S	79784	140.3
48	1200	YTHD-48S	79785	149.5
54	1350	YTHD-54S	79786	158.8
60	1500	YTHD-60S	79787	168.0
72	1800	YTHD-72S	79788	186.5


Lead time: 1 working day



Y-Type™ HD with White Polyurethane Blades

BELT WIDTH		ORDERING NUMBER	ITEM CODE	WT. LBS.
in.	mm			
36	900	YTHDW-36S	79789	131.0
42	1050	YTHDW-42S	79790	140.3
48	1200	YTHDW-48S	79791	149.5
54	1350	YTHDW-54S	79792	158.8
60	1500	YTHDW-60S	79793	168.0
72	1800	YTHDW-72S	79794	186.5

Lead time: 1 working day



Y-Type™ HD with Red UHT Polyurethane Blades

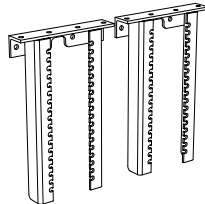
BELT WIDTH		ORDERING NUMBER	ITEM CODE	WT. LBS.
in.	mm			
36	900	YTHDR-36S	91816	131.0
42	1050	YTHDR-42S	91817	140.3
48	1200	YTHDR-48S	91818	149.5
54	1350	YTHDR-54S	91819	158.8
60	1500	YTHDR-60S	91820	168.0
72	1800	YTHDR-72S	91821	186.5

Lead time: 1 working day

Optional YST Drop Brackets (2)

ORDERING NUMBER	ITEM CODE	WT. LBS.
YSTHDBK	79850	32.1

Lead time: 1 working day



Product Notes:

- Works on reversing belts, vulcanized belts, and belts with mechanical fasteners.
- Pole Length: Belt width plus 54" (1350mm). For longer requirements, see Installation Accessories – Pole Extender Kit (137).
- Visual Blade Tension Check: Measure tension spring and refer to Spring Length Chart on mounting base for correct length for best cleaning performance.
- Tensioner: Standard Duty YST Spring Tensioner for self-adjusting tensioning with easy retensioning adjustments. The tensioner can be mounted in pull-up or push-up position.
- To make cleaner installation easier and quicker, see Optional Mounting Kits on replacement parts page or 137.
- Simple design makes changing the blades fast and easy. Blades can be removed and replaced individually, or all at once by replacing the cartridge.

U.S. Patent No. 9,586,765

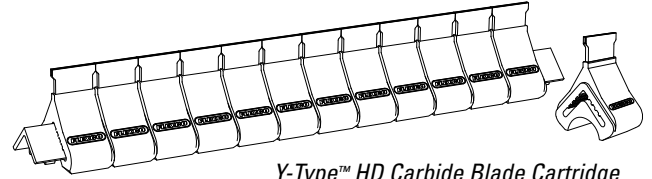
Product Ordering Information

Y-Type™ Heavy Duty Secondary Cleaner with HD Carbide or Urethane Blades and YST Tensioner

Replacement Blades/Cartridges HD Carbide

BELT WIDTH		ORDERING NUMBER	ITEM CODE	WT. LBS.
in.	mm			
-	-	YT-HDC*	79728	1.8
36	900	YCART-36/900-HDTC	79829	38.4
42	1050	YCART-42/1050-HDTC	79830	44.5
48	1200	YCART-48/1200-HDTC	79831	50.6
54	1350	YCART-54/1350-HDTC	79832	56.8
60	1500	YCART-60/1500-HDTC	79833	62.9
72	1800	YCART-72/1800-HDTC	79834	75.2

*Single 3" blade segment
Lead time: 1 working day

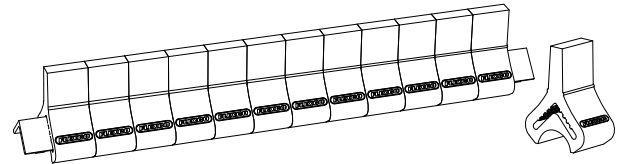


Y-Type™ HD Carbide Blade Cartridge

Replacement Blades/Cartridges HD Purple Polyurethane

BELT WIDTH		ORDERING NUMBER	ITEM CODE	WT. LBS.
in.	mm			
-	-	YT-HDP*	79677	1.7
36	900	YCART-36/900-HDP	79817	36.5
42	1050	YCART-42/1050-HDP	79818	42.3
48	1200	YCART-48/1200-HDP	79819	48.1
54	1350	YCART-54/1350-HDP	79820	53.9
60	1500	YCART-60/1500-HDP	79821	59.8
72	1800	YCART-72/1800-HDP	79822	71.4

*Single 3" blade segment
Lead time: 1 working day



Y-Type™ HD Polyurethane Blade Cartridge

Replacement Blades/Cartridges HD White† Polyurethane

BELT WIDTH		ORDERING NUMBER	ITEM CODE	WT. LBS.
in.	mm			
-	-	YT-HDW*	79676	1.7
36	900	YCART-36/900-HDW	79823	36.5
42	1050	YCART-42/1050-HDW	79824	42.3
48	1200	YCART-48/1200-HDW	79825	48.1
54	1350	YCART-54/1350-HDW	79826	53.9
60	1500	YCART-60/1500-HDW	79827	59.8
72	1800	YCART-72/1800-HDW	79828	71.4

*Single 3" blade segment

†White blades are chemical resistant, and all ingredients used in Polyurethane formulation comply with the relevant requirements of 21 CFR (FDA Code of Federal Regulations) for use in repeated bulk dry food applications.

Lead time: 1 working day

Replacement Blades/Cartridges HD Red UHT Polyurethane

BELT WIDTH		ORDERING NUMBER	ITEM CODE	WT. LBS.
in.	mm			
-	-	YT-HDR*	91822	1.7
36	900	YCART-36/900-HDR	91823	36.5
42	1050	YCART-42/1050-HDR	91824	42.3
48	1200	YCART-48/1200-HDR	91825	48.1
54	1350	YCART-54/1350-HDR	91826	53.9
60	1500	YCART-60/1500-HDR	91827	59.8
72	1800	YCART-72/1800-HDR	91828	71.4

*Single 3" blade segment

Lead time: 1 working day

U.S. Patent No. 9,586,765

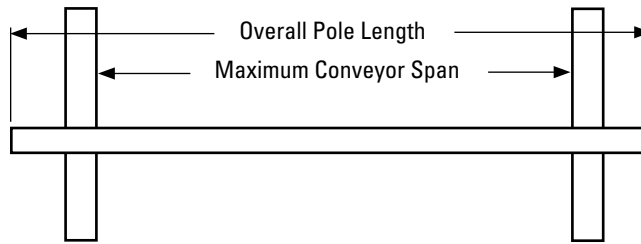
Specifications & Guidelines

Y-Type™ Heavy Duty Secondary Cleaner with YST Tensioner

Pole Length Specifications

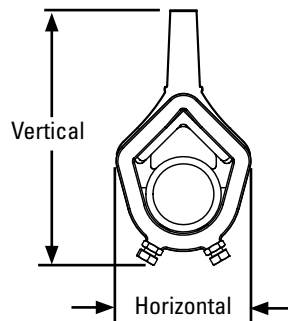
Cleaner Size		Pole Length		Maximum Conveyor Span	
in.	mm	in.	mm	in.	mm
36	900	90	2286	82	2083
42	1050	96	2438	88	2235
48	1200	102	2590	94	2388
54	1350	108	2743	100	2540
60	1500	114	2895	106	2692
72	1800	126	3200	118	2997

Pole Length – Belt +54" (1350mm)
Pole Diameter – 2-7/8" (73mm)



Clearance Guidelines for Installation

Cleaner Type	Belt Width/ Cleaner Size		Horizontal Clearance Required		Vertical Clearance Required	
	in.	mm	in.	mm	in.	mm
Y-Type® HD Polyurethane	36 - 72	900 - 1800	5-1/4	133	9-1/2	241
Y-Type HD Carbide	36 - 72	900 - 1800	5-1/4	133	9-3/4	248



Y-Type Blade Specifications

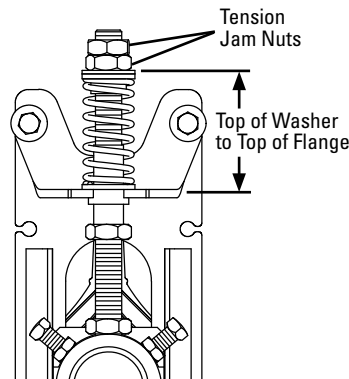
Cushion	Durometer	Temperature Range
Purple (Standard)	83A	-30° to 180°F -35° to 82° C
White (Food Grade) ‡	83A	-30° to 180°F -35° to 82° C
Red (Ultra High-Temp)	93A	Up to 400° F (200° C) Spikes to 450° F (232° C)
Carbide	83A	-30° to 180°F -35° to 82° C

‡ All ingredients used in the polyurethane formulation of this blade comply with the relevant requirements of 21 CFR (FDA Code of Federal Regulations) for use in repeated bulk dry food applications

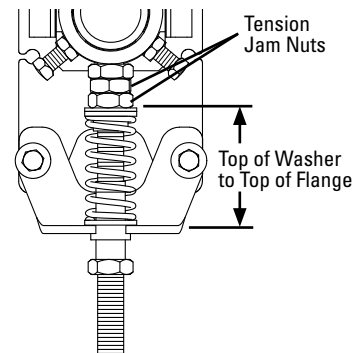
Spring Length Chart

Blade Width	Carbide Tip				Polyurethane Tip				
	Silver Springs		Black Springs		Green Springs		Blue Springs		
in.	mm	in.	mm	in.	mm	in.	mm	in.	mm
36	900	3 7/8	98	4	102	3	76	3 3/8	86
42	1050	3 3/4	95	3 7/8	98	2 7/8	73	3 1/4	83
48	1200	3 5/8	92	3 3/4	95	2 5/8	67	3 1/8	79
54	1350	3 1/2	89	3 3/4	95	2 1/2	64	3	76
60	1500	3 3/8	86	3 5/8	92	NA	NA	2 7/8	73
72	1800	3 1/4	83	3 1/2	89	NA	NA	2 1/2	64

Shading indicates preferred spring option.



Pull-Up Tensioner Configuration (HD)



Push-Up Tensioner Configuration (HD)

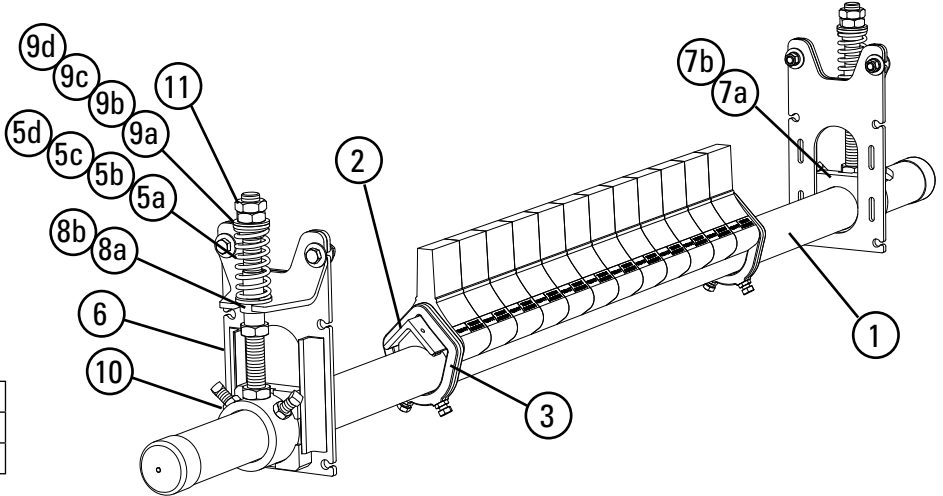
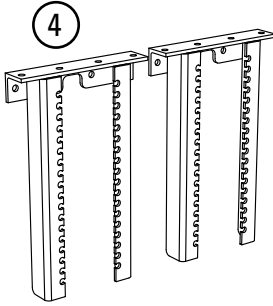
Specifications:

- Maximum Belt Speed750 FPM (3.8M/sec)
- Usable Blade Wear Length.....3" (76mm) (Polyurethane)
3/8" (10mm) (Carbide)
- Blade MaterialsPurple: Polyurethane (proprietary blend for abrasion resistance and long wear)
White: Polyurethane (chemical resistant/food grade)
Red: Polyurethane (ultra high-temp)
Carbide: Tungsten Carbide
- Available for Belt Widths36" to 72" (900 to 1800mm). Other sizes available upon request
- CEMA Cleaner RatingClass 3 (Heavy-duty with polyurethane or carbide blades)

U.S. Patent No. 9,586,765

Replacement Parts List

Y-Type™ Heavy Duty Secondary Cleaner with YST Tensioner



Blades Required per Cleaner Size

in.	36	42	48	54	60	72
mm	900	1050	1200	1350	1500	1800
Blades Required	12	14	16	18	20	24

Replacement Parts

REF	DESCRIPTION	ORDERING NUMBER	ITEM CODE	WT. LBS.
1	36" (900mm) Y-Type HD Pole	YTPHD-36/900	79799	60.0
	42" (1050mm) Y-Type HD Pole	YTPHD-42/1050	79800	63.4
	48" (1200mm) Y-Type HD Pole	YTPHD-48/1200	79801	66.8
	54" (1350mm) Y-Type HD Pole	YTPHD-54/1350	79802	70.2
	60" (1500mm) Y-Type HD Pole	YTPHD-60/1500	79803	73.6
	72" (1800mm) Y-Type HD Pole	YTPHD-72/1800	79804	77.0
2	36" (900mm) Y-Type HD Cushion Angle	YTAHD-36/900	79805	16.5
	42" (1050mm) Y-Type HD Cushion Angle	YTAHD-42/1050	79806	18.9
	48" (1200mm) Y-Type HD Cushion Angle	YTAHD-48/1200	79807	21.4
	54" (1350mm) Y-Type HD Cushion Angle	YTAHD-54/1350	79808	23.9
	60" (1500mm) Y-Type HD Cushion Angle	YTAHD-60/1500	79809	26.3
	72" (1800mm) Y-Type HD Cushion Angle	YTAHD-72/1800	79810	31.3
3	Y-Type HD Angle Clamp* (2 Clamps)	YTACHD	79835	4.8
4	YST HD Drop Bracket Kit (2 Brackets)	YSTDDBK	79850	32.1
5a	YST HD Spring, Green	YSTDHS-GR	79797	0.5
5b	SST Spring, Silver	STS-S	75843	0.8
5c	YST HD Spring, Blue (for Y-Type HD Carbide Cleaners)	YSTDHS-BL	79798	0.6
5d	SST Spring, Black (for Y-Type HD Carbide Cleaners)	STS-B	75844	1.1
6	YST HD Mounting Bracket (incl. Angle Bracket)	YSTDHMB	79849	6.7
7a	YST HD Guide Block Kit (Pair)	YSTDHGBK	79851	1.0
7b	YST HD Guide Block Kit UHT (Pair)	YSTDHGBK-R	91829	1.0
8a	YST HD Lower Bushing Kit (Pair)	YSTDHLBK	79852	0.1
8b	YST HD Lower Bushing Kit UHT (Pair)	YSTDHLBK-R	91830	0.1
9a	YST HD Top Bushing Kit White (Pair)	YSTDHBK-W	79853	0.1
9b	YST HD Top Bushing Kit Black (Pair)	YSTDHBK-B	79856	0.1
9c	YST HD Top Bushing Kit Green (Pair)	YSTDHBK-GR-R	91832	0.1
9d	YST HD Top Bushing Kit Blue (Pair)	YSTDHBK-BL-R	91831	0.1
10	YST HD Pole Mount Kit*	YSTDHMK	79854	7.8
11	YST HD Adjusting Rod Nut Kit	YSTDANKHD	79858	0.6
-	YST Tensioner w/Silver Spring (Pair) (for belts 36" - 54" w/carbide tips) (incl. 2 ea. item 5b, 6, 10, 11; 1 ea. items 7a, 8a, 9a)	YSTDH-S	79840	33.4
-	YST Tensioner w/Black Spring (Pair) (for belts 60" - 72" w/carbide tips) (incl. 2 ea. item 5d, 6, 10, 11; 1 ea. items 7a, 8a, 9b)	YSTDH-BK	79842	34.1
-	YST Tensioner w/Green Spring (Pair) (for belts 36" - 48" w/Polyurethane tips) (incl. 2 ea. item 5a, 6, 10, 11; 1 ea. items 7a, 8a, 9a)	YSTDH-GR	79839	32.8
-	YST Tensioner w/Blue Spring (Pair) (for belts 54" - 72" w/Polyurethane tips) (incl. 2 ea. item 5c, 6, 10, 11; 1 ea. items 7a, 8a, 9b)	YSTDH-BL	79841	33.1
-	YST Tensioner w/Green Spring UHT (Pair) (for belts 36" - 48" w/UHT Polyurethane tips) (incl. 2 ea. item 5a, 6, 10, 11; 1 ea. items 7b, 8b, 9c)	YSTDH-GR-R	91833	32.8
-	YST Tensioner w/Blue Spring UHT (Pair) (for belts 54" - 72" w/UHT Polyurethane tips) (incl. 2 ea. item 5c, 6, 10, 11; 1 ea. items 7b, 8b, 9d)	YSTDH-BL-R	91834	33.1

*Hardware included Lead time: 1 working day

Replacement Blades/Blade Cartridges

REF	DESCRIPTION	ORDERING NUMBER	ITEM CODE	WT. LBS.
12	Y-Type HD Carbide Blade (single)	YT-HDC	79728	1.9
13	36" (900mm) Y-Type HD Carbide Blade Cartridge	YCART-36/900-HDTC	79829	38.5
	42" (1050mm) Y-Type HD Carbide Blade Cartridge	YCART-42/1050-HDTC	79830	44.6
	48" (1200mm) Y-Type HD Carbide Blade Cartridge	YCART-48/1200-HDTC	79831	50.7
	54" (1350mm) Y-Type HD Carbide Blade Cartridge	YCART-54/1350-HDTC	79832	56.8
	60" (1500mm) Y-Type HD Carbide Blade Cartridge	YCART-60/1500-HDTC	79833	63.0
	72" (1800mm) Y-Type HD Carbide Blade Cartridge	YCART-72/1800-HDTC	79834	75.2
14	Y-Type HD Purple Polyurethane Blade (single)	YT-HDP	79677	1.7
15	36" (900mm) Y-Type HD Purple Blade Cartridge	YCART-36/900-HDP	79817	36.6
	42" (1050mm) Y-Type HD Purple Blade Cartridge	YCART-42/1050-HDP	79818	42.4
	48" (1200mm) Y-Type HD Purple Blade Cartridge	YCART-48/1200-HDP	79819	48.2
	54" (1350mm) Y-Type HD Purple Blade Cartridge	YCART-54/1350-HDP	79820	54.0
	60" (1500mm) Y-Type HD Purple Blade Cartridge	YCART-60/1500-HDP	79821	59.8
	72" (1800mm) Y-Type HD Purple Blade Cartridge	YCART-72/1800-HDP	79822	71.4
16	Y-Type HD White Polyurethane Blade (single)	YT-HDW	79676	1.7
17	36" (900mm) Y-Type HD White Blade Cartridge	YCART-36/900-HDW	79823	36.6
	42" (1050mm) Y-Type HD White Blade Cartridge	YCART-42/1050-HDW	79824	42.4
	48" (1200mm) Y-Type HD White Blade Cartridge	YCART-48/1200-HDW	79825	48.2
	54" (1350mm) Y-Type HD White Blade Cartridge	YCART-54/1350-HDW	79826	54.0
	60" (1500mm) Y-Type HD White Blade Cartridge	YCART-60/1500-HDW	79827	59.8
	72" (1800mm) Y-Type HD White Blade Cartridge	YCART-72/1800-HDW	79828	71.4
18	Y-Type HD Red Polyurethane Blade (single)	YT-HDR	91823	1.7
19	36" (900mm) Y-Type HD Red Blade Cartridge	YCART-36/900-HDR	91824	36.6
	42" (1050mm) Y-Type HD Red Blade Cartridge	YCART-42/1050-HDR	91825	42.4
	48" (1200mm) Y-Type HD Red Blade Cartridge	YCART-48/1200-HDR	91826	48.2
	54" (1350mm) Y-Type HD Red Blade Cartridge	YCART-54/1350-HDR	91827	54.0
	60" (1500mm) Y-Type HD Red Blade Cartridge	YCART-60/1500-HDR	91828	59.8
	72" (1800mm) Y-Type HD Red Blade Cartridge	YCART-72/1800-HDR	91829	71.4

Lead time: 1 working day

Spring Tensioner Selection Chart

Cleaner Blade Width	79840	79842	79839	79841	91833	91834
	YSTDH-S	YSTDH-BK	YSTDH-GR	YSTDH-BL	YSTDH-GR-R	YSTDH-BL-R
Carbide 36"-54" (900-1350mm)	X					
Carbide 60"-72" (1500-1800mm)		X				
Polyurethane 36"-48" (900-1200mm)			X			
Polyurethane 54"-72" (1350-1800mm)				X		
UHT 36"-48" (900-1200mm)					X	
UHT 54"-72" (1350-1800mm)						X

U.S. Patent No. 9,586,765

Product Ordering Information

P-Type®
Secondary Cleaner

P-Type® Secondary with C-Tips*

BELT WIDTH		ORDERING NUMBER	ITEM CODE	WT. LBS.
in.	mm			
18	450	PC18	74566	72.4
24	600	PC24	74567	79.3
30	750	PC30	74568	85.2
36	900	PC36	74569	92.1
42	1050	PC42	74570	105.0
48	1200	PC48	74571	111.8
54	1350	PC54	74572	122.2
60	1500	PC60	74573	128.1
72	1800	PC72	74574	139.9

*NOTE: C-Tips can be used on mechanically spliced and vulcanized belts.

Lead time: 1 working day




P-Type® Secondary with V-Tips*

BELT WIDTH		ORDERING NUMBER	ITEM CODE	WT. LBS.
in.	mm			
18	450	PV-18	78453	72.4
24	600	PV-24	78415	79.3
30	750	PV-30	78417	85.2
36	900	PV-36	78419	92.1
42	1050	PV-42	78421	105.0
48	1200	PV-48	78423	111.8
54	1350	PV-54	78454	122.2
60	1500	PV-60	78455	128.1
72	1800	PV72	73438	139.9

*NOTE: V-Tips can be used ONLY on vulcanized belts.

Lead time: 1 working day



Replacement Tips

ORDERING NUMBER	ITEM CODE	WT. LBS.
ICT6	74535	0.7
PSA150	73156	1.0

Lead time: 1 working day

Tips Required per Cleaner Size

in.	18	24	30	36	42	48	54	60	72
mm	450	600	750	900	1050	1200	1350	1500	1800
C-Tips or V-Tips Required	3	4	5	6	7	8	9	10	12

Product Notes:

- C-Tip: specially formulated tungsten carbide blades to work with mechanical fasteners.
- V-Tip: for use on vulcanized belts only.
- Compact design: fits in small transfer areas and tight chutes.
- Tips set at a non-aggressive 70° angle to give quick relief for passing mechanical splices.

Product Ordering Information

P-Type® LS Limited Space Secondary Cleaner

P-Type® LS Belt Cleaner with C-Tips*

BELT WIDTH		ORDERING NUMBER	ITEM CODE	WT. LBS.
in.	mm			
18	450	PLSC18	75588	73.4
24	600	PLSC24	75589	80.3
30	750	PLSC30	75590	86.2
36	900	PLSC36	75591	93.1
42	1050	PLSC42	75592	100.0
48	1200	PLSC48	75593	106.9
54	1350	PLSC54	75594	113.8

*NOTE: C-Tips can be used on mechanically spliced and vulcanized belts.
Lead time: 1 working day



Replacement C-Tips

ORDERING NUMBER	ITEM CODE	WT. LBS.
ICT6	74535	0.7

Lead time: 1 working day

Tips Required per Cleaner Size

in.	18	24	30	36	42	48	54
mm	450	600	750	900	1050	1200	1350
C-Tips Required	3	4	5	6	7	8	9

Product Notes:

- LS = Limited Space. Requires only 5 1/2" (138mm) of vertical clearance for installation.
- Not available in belt widths larger than 54" (1350mm).

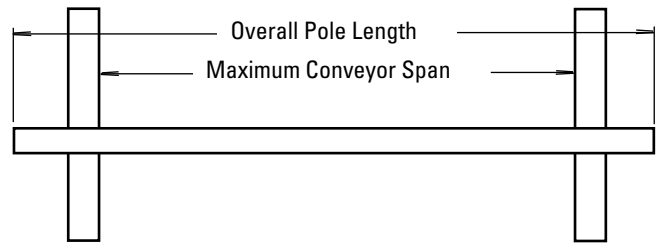
Specifications & Guidelines

P-Type® Secondary Cleaner

Pole Length Specifications

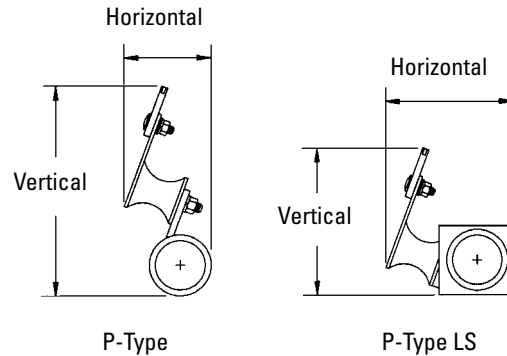
CLEANER SIZE		POLE LENGTH		MAXIMUM CONVEYOR SPAN	
in.	mm	in.	mm	in.	mm
18	450	48	1200	43	1075
24	600	54	1350	49	1225
30	750	60	1500	55	1375
36	900	66	1650	61	1525
42	1050	72	1800	67	1675
48	1200	78	1950	73	1825
54	1350	88	2200	83	2075
60	1500	94	2350	89	2225
72	1800	106	2650	101	2525

Pole Diameter - 2-3/8" (60mm)



Clearance Guidelines for Installation

CLEANER TYPE	BELT WIDTH/ CLEANER SIZE		HORIZONTAL CLEARANCE REQUIRED		VERTICAL CLEARANCE REQUIRED	
	in.	mm	in.	mm	in.	mm
P-Type	18 – 72	450 – 1800	4	100	8	200
P-Type LS	18 – 54	450 – 1350	5	125	5 1/2	138



P-Type Cushion Specifications

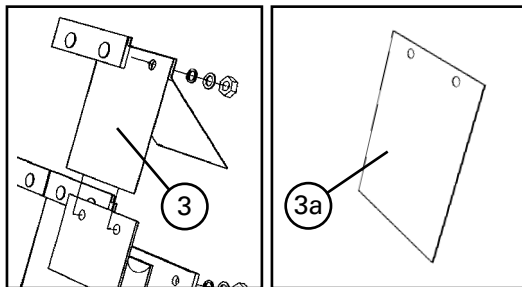
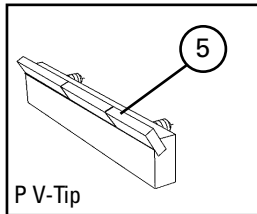
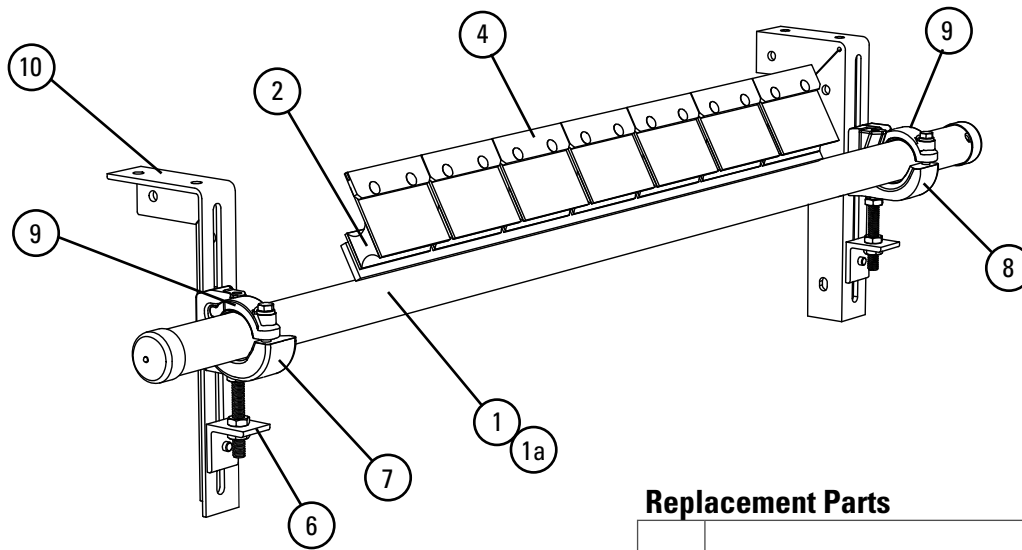
CUSHION	DUROMETER	TEMPERATURE RANGE
Standard	55A	-30° to 180°F -35° to 82° C

Specifications:

- Maximum Belt Speed 1000 FPM (5M/sec)
- Temperature Rating -30°F to 180°F (-35°C to 82°C)
- Usable Blade Wear Length 3/8" (9mm)
- Blade Materials C-Tip: Impact Resistant Tungsten Carbide
(works with mechanical fasteners)
V-Tip: Long Life Tungsten Carbide
(works on vulcanized belts only)
- Available for Belt Widths P-Type: 18" to 72" (450 to 1800mm)
P-Type LS: 18" to 54" (450 to 1350mm)
Other sizes available upon request.
- CEMA Cleaner Rating Class 3

Replacement Parts List

P-Type®
Secondary Cleaner



Tips Required per Cleaner Size

in.	18	24	30	36	42	48	54	60	72
mm	450	600	750	900	1050	1200	1350	1500	1800
C-Tips or V-Tips Required	3	4	5	6	7	8	9	10	12

Replacement Parts

REF	DESCRIPTION	ORDERING NUMBER	ITEM CODE	WT. LBS.
1	18" (450mm) Pole	PP-18	78414	22.5
	24" (600mm) Pole	PP-24	78416	26.0
	30" (750mm) Pole	PP-30	78418	32.3
	36" (900mm) Pole	PP-36	78420	33.0
	42" (1050mm) Pole	PP-42	78422	43.0
	48" (1200mm) Pole	PP-48	78424	47.5
	54" (1350mm) Pole	PP-54	78425	55.0
	60" (1500mm) Pole	PP-60	78451	58.0
	72" (1800mm) Pole	PP72	73017	64.0
1a	18" (450mm) LS Pole	PLSP18	75595	32.3
	24" (600mm) LS Pole	PLSP24	75596	36.0
	30" (750mm) LS Pole	PLSP30	75597	38.7
	36" (900mm) LS Pole	PLSP36	75598	42.4
	42" (1050mm) LS Pole	PLSP42	75599	46.1
	48" (1200mm) LS Pole	PLSP48	75600	49.8
	54" (1350mm) LS Pole	PLSP54	75601	53.5
2	P2 C-Tip Cushion*	PHA	73626	2.0
3	P Polyshield	PPS6	73024	0.5
3a	P SS Shield	PSSS	74773	0.5
4	C-Tip* Kit (1 ea.)	ICT6	74535	0.7
5	P V-Tip* (for vulcanized belts only)	PSA150	73156	1.0
6	Adjusting Bracket Kit* (1 ea.)	PAB	75513	1.5
7	Pole Clamp Kit Left* (1 ea.) (incl. 1 item 9)	CCKL	79224	6.8
8	Pole Clamp Kit Right* (1 ea.) (incl. 1 item 9)	CCKR	79228	6.8
9	Cradle Clamp Top Strap (1 ea.) For use on left or right Pole Clamp Kit	CCKTS	79232	1.1
10	Mounting Bracket Kit (1 Right and 1 Left)	EZS2MBK	75666	13.0
-	Cradle Clamp Mounting Kit* (incl. 2 items 6 and 1 ea. item 8, 9 & 10)	CCMK	78919	33.0

*Hardware included
Lead time: 1 working day

Product Ordering Information

R-Type® Reversing Secondary Cleaner

R-Type® Reversing with C-Tips*

BELT WIDTH		ORDERING NUMBER	ITEM CODE	WT. LBS.
in.	mm			
18	450	RC18	74618	72.8
24	600	RC24	74619	79.3
30	750	RC30	74620	85.2
36	900	RC36	74621	91.9
42	1050	RC42	74622	104.9
48	1200	RC48	74623	113.5
54	1350	RC54	74624	121.1
60	1500	RC60	74625	129.8
72	1800	RC72	74626	141.1

*NOTE: C-Tips can be used on mechanically spliced and vulcanized belts.

Lead time: 1 working day



R-Type® Reversing with V-Tips*

BELT WIDTH		ORDERING NUMBER	ITEM CODE	WT. LBS.
in.	mm			
18	450	RV-18	78402	72.4
24	600	RV-24	78403	78.7
30	750	RV-30	78404	84.6
36	900	RV-36	78405	91.1
42	1050	RV-42	78406	104.0
48	1200	RV-48	78407	113.3
54	1350	RV-54	78408	119.9
60	1500	RV-60	78409	128.5
72	1800	RV-72	74641	139.7

*NOTE: V-Tips can be used ONLY on vulcanized belts.

Lead time: 1 working day

Replacement Tips

ORDERING NUMBER	ITEM CODE	WT. LBS.
ICT6	74535	0.7
RSA150	73628	1.3

Lead time: 1 working day

Tips Required per Cleaner Size

in.	18	24	30	36	42	48	54	60	72
mm	450	600	750	900	1050	1200	1350	1500	1800
C-Tips or V-Tips Required	3	4	5	6	7	8	9	10	12

Product Notes:


- Two-way cushions allow cleaning in both directions.
- Tungsten carbide tips for long wear and superior cleaning.

Specifications & Guidelines

Pole Length Specifications

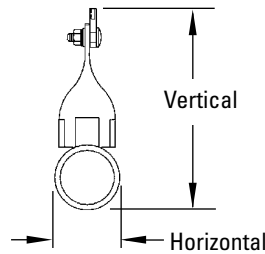
CLEANER SIZE		POLE LENGTH		MAXIMUM CONVEYOR SPAN	
in.	mm	in.	mm	in.	mm
18	450	48	1200	43	1075
24	600	54	1350	49	1225
30	750	60	1500	55	1375
36	900	66	1650	61	1525
42	1050	72	1800	67	1675
48	1200	78	1950	73	1825
54	1350	88	2200	83	2075
60	1500	94	2350	89	2225
72	1800	106	2650	101	2525

Pole Diameter - 2-3/8" (60mm)



Clearance Guidelines For Installation

BELT WIDTH/ CLEANER SIZE		HORIZONTAL CLEARANCE REQUIRED		VERTICAL CLEARANCE REQUIRED	
in.	mm	in.	mm	in.	mm
18 - 72	450 - 1800	4	100	8	200



R-Type Cushion Specifications

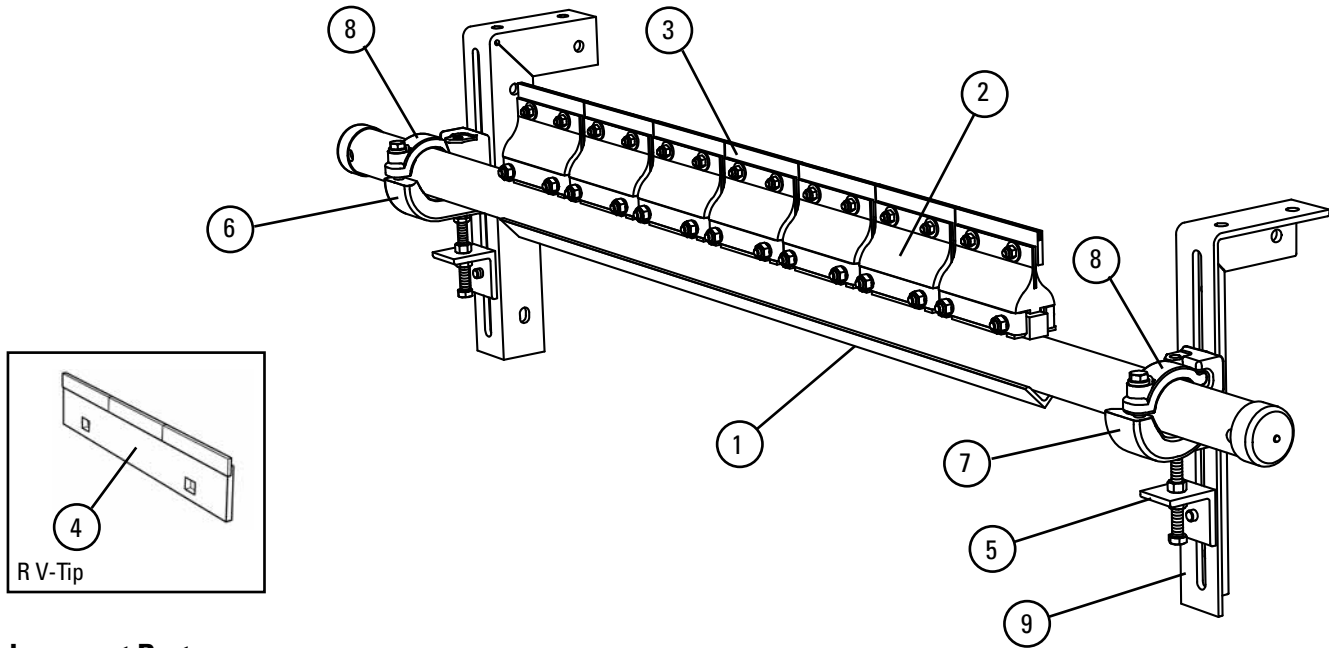
CUSHION	DUROMETER	TEMPERATURE RANGE
Standard	55A	-30° to 180°F -35° to 82° C

Specifications:

- Maximum Belt Speed 1000 FPM (5M/sec)
- Temperature Rating -30°F to 180°F (-35°C to 82°C)
- Usable Blade Wear Length 3/8" (9mm)
- Blade Materials C-Tip: Impact Resistant Tungsten Carbide
(works with mechanical fasteners)
V-Tip: Long Life Tungsten Carbide
(works on vulcanized belts only)
- Available for Belt Widths 18" to 72" (450 to 1800mm)
Other sizes available upon request
- CEMA Cleaner Rating Class 4

Replacement Parts List

R-Type®
Secondary Cleaner



Replacement Parts

REF	DESCRIPTION	ORDERING NUMBER	ITEM CODE	WT. LBS.
1	18" (450mm) Pole	RP-18	78426	23.9
	24" (600mm) Pole	RP-24	78427	27.8
	30" (750mm) Pole	RP-30	78428	31.1
	36" (900mm) Pole	RP-36	78429	35.2
	42" (1050mm) Pole	RP-42	78430	45.6
	48" (1200mm) Pole	RP-48	78431	50.6
	54" (1350mm) Pole	RP-54	78432	56.6
	60" (1500mm) Pole	RP-60	78433	62.7
	72" (1800mm) Pole	RP-72	74612	71.4
2	R2 C-Tip Cushion*	RSA	76249	2.0
3	C-Tip Kit* (1 ea.)	ICT6	74535	0.7
4	R V-Tip* (for vulcanized belts only)	RSA150	73628	1.3
5	Adjusting Bracket Kit* (1 ea.)	PAB	75513	1.5
6	Pole Clamp Kit Left* (1 ea.) (incl. 1 item 8)	CCKL	79224	6.8
7	Pole Clamp Kit Right* (1 ea.) (incl. 1 item 8)	CCKR	79228	6.8
8	Pole Clamp Top Strap (1 ea.) For use on left or right Pole Clamp Kit	CCKTS	79232	1.1
9	Mounting Bracket Kit (1 Right and 1 Left)	EZS2MBK	75666	13.0
-	Cradle Clamp Mounting Kit* (incl. 2 ea. item 5 and 1 ea. item 6, 7 & 9)	CCMK	78919	33.0

*Hardware included
Lead time: 1 working day

Tips Required per Cleaner Size

in.	18	24	30	36	42	48	54	60	72
mm	450	600	750	900	1050	1200	1350	1500	1800
C-Tips or V-Tips Required	3	4	5	6	7	8	9	10	12

Product Ordering Information

FMS Secondary Cleaner (MST Tensioners)

FMS Secondary with C-Tips

BELT WIDTH		ORDERING NUMBER	ITEM CODE	WT. LBS.
in.	mm			
18	450	FMS-18	79637	98.7
24	600	FMS-24	79638	111.2
30	750	FMS-30	79639	123.6
36	900	FMS-36	79640	136.1
42	1050	FMS-42	79641	148.6
48	1200	FMS-48	79642	161.1
54	1350	FMS-54	79643	173.5
60	1500	FMS-60	79644	186.0
72	1800	FMS-72	79645	211.0

Lead time: 1 working day



FMS Secondary with V-Tips

BELT WIDTH		ORDERING NUMBER	ITEM CODE	WT. LBS.
in.	mm			
18	450	FMS-18V	79646	98.7
24	600	FMS-24V	79647	111.2
30	750	FMS-30V	79648	123.6
36	900	FMS-36V	79649	136.1
42	1050	FMS-42V	79650	148.6
48	1200	FMS-48V	79651	161.1
54	1350	FMS-54V	79652	173.5
60	1500	FMS-60V	79653	186.0
72	1800	FMS-72V	79654	211.0

*NOTE: V-Tips can be used ONLY on vulcanized belts.

Lead time: 1 working day

Replacement Tips

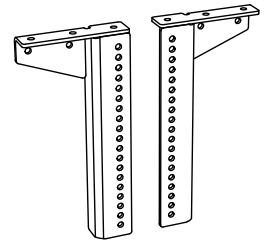
ORDERING NUMBER	ITEM CODE	WT. LBS.
ICT6	74535	0.7
RSA150	73628	1.3

Lead time: 1 working day

Optional MST Drop Brackets (2)

ORDERING NUMBER	ITEM CODE	WT. LBS.
MSTDB	79434	27.7

Lead time: 1 working day



Tips Required Per Cleaner Size

in.	18	24	30	36	42	48	54	60	72
mm	450	600	750	900	1050	1200	1350	1500	1800
C-Tips or V-Tips Required	3	4	5	6	7	8	9	10	12

Product Notes:

- Recommended for medium-duty conveyor applications.
- Pole Length: Belt width plus 54" (1350mm). For longer requirements, see Minline Installation Accessories – Pole Extender Kit (137).
- Cushion is designed to maintain continuous blade-to-belt contact and quick relief from passing mechanical splices.
- C-Tips are for mechanically fastened or vulcanized belts. V-Tips are for vulcanized belts only.
- Visual Blade Tension Check: Measure the tension spring and refer to Spring Length Chart for the correct length for best cleaning performance.
- Tensioner: MST Spring Tensioner for self-adjusting tensioning with easy retensioning adjustments.
- To make cleaner installation easier and quicker, see Optional Drop Brackets on 97.


U.S. Patent No. 6,823,983; 7,093,706

Specifications & Guidelines

Pole Length Specifications*

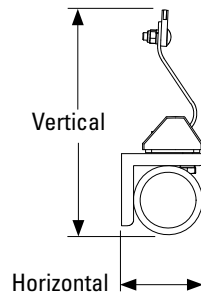
CLEANER SIZE		BLADE WIDTH		POLE LENGTH		MAXIMUM CONVEYOR SPAN	
in.	mm	in.	mm	in.	mm	in.	mm
18	450	18	450	72	1800	62	1550
24	600	24	600	78	1950	68	1700
30	750	30	750	84	2100	74	1850
36	900	36	900	90	2250	80	2000
42	1050	42	1050	96	2400	86	2150
48	1200	48	1200	102	2550	92	2300
54	1350	54	1350	108	2700	98	2450
60	1500	60	1500	114	2850	104	2600
72	1800	72	1800	126	3150	116	2900

*For special extra long pole length requirements a Pole Extender Kit (#76024) is available that provides 30" (750mm) of extended pole length. (137).
Pole Diameter – 2-7/8" (73mm)



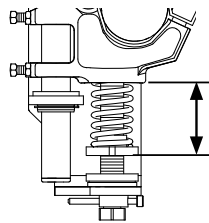
Clearance Guidelines for Installation

HORIZONTAL CLEARANCE REQUIRED		VERTICAL CLEARANCE REQUIRED	
in.	mm	in.	mm
3-1/2	89	10	245



MST Tensioner Spring Length Chart

Blade Width		2 White Springs		2 Silver Springs		2 Black Springs	
in.	mm	in.	mm	in.	mm	in.	mm
18	450	2 7/8	73	3 1/2	89	3 1/2	89
24	600	2 5/8	67	3 3/8	86	3 1/2	89
30	750	2 3/8	60	3 1/4	83	3 3/8	86
36	900	2 1/8	54	3 1/8	79	3 1/4	83
42	1050	N/A	N/A	3	76	3 1/8	79
48	1200	N/A	N/A	2 7/8	73	3 1/8	79
54	1350	N/A	N/A	2 3/4	70	3	76
60	1500	N/A	N/A	2 3/4	70	2 7/8	73
72	1800	N/A	N/A	N/A	N/A	2 3/4	70



Bottom of Pole Mount to Bottom of Spring Support Plate

Shading indicates preferred spring option. Measure spring as shown.

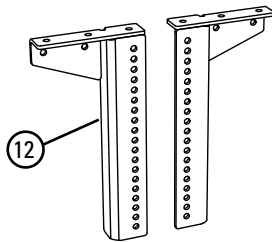
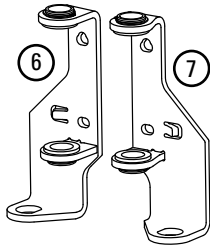
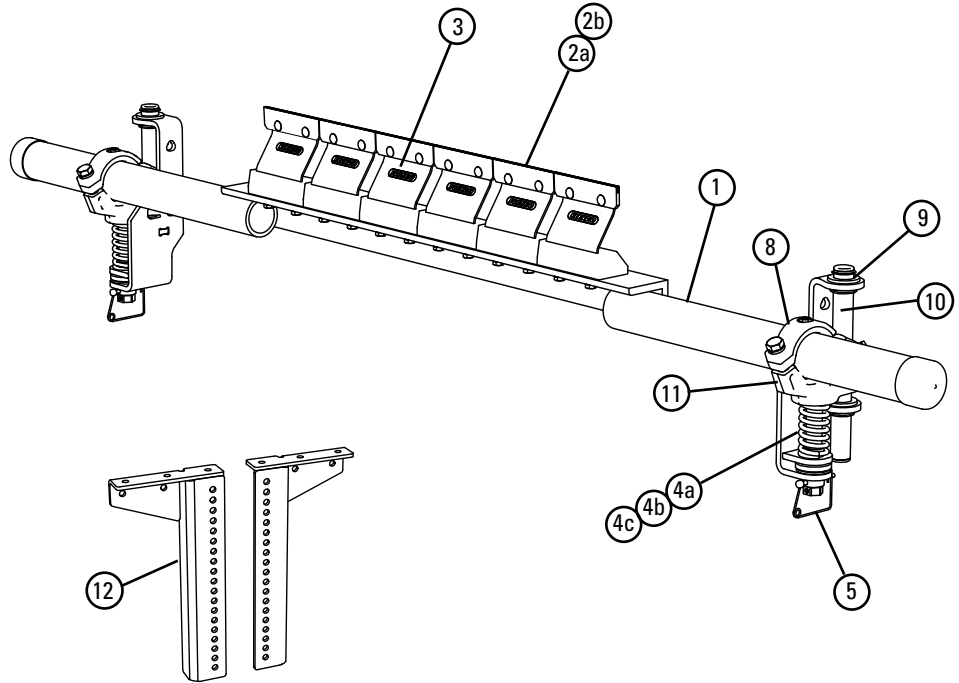
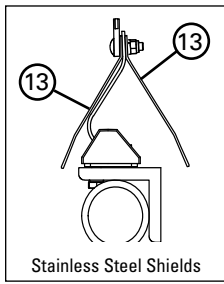
Specifications

- Maximum Belt Speed 1000 FPM (5M/sec)
- Temperature Rating -30°F to 300°F (-35°C to 148°C)
- Usable Blade Wear Length..... 3/8" (9mm)
- Blade Materials C-Tip: Impact Resistant Tungsten Carbide (works with mechanical fasteners)
V-Tip: Long Life Tungsten Carbide (for vulcanized belts only)
- Available for Belt Widths 18" to 72" (450 to 1800mm). Other sizes available upon request
- CEMA Cleaner Rating Class 4

U.S. Patent No. 6,823,983; 7,093,706

Replacement Parts List

FMS
Secondary Cleaner



Replacement Parts

REF	DESCRIPTION	ORDERING NUMBER	ITEM CODE	WT. LBS.
1	18" (450mm) Pole	MHSP-18	76178	46.2
	24" (600mm) Pole	MHSP-24	75918	51.7
	30" (750mm) Pole	MHSP-30	75919	57.2
	36" (900mm) Pole	MHSP-36	75920	62.8
	42" (1050mm) Pole	MHSP-42	75921	68.3
	48" (1200mm) Pole	MHSP-48	75922	73.9
	54" (1350mm) Pole	MHSP-54	75923	79.4
	60" (1500mm) Pole	MHSP-60	75924	85.0
	72" (1800mm) Pole	MHSP-72	75925	96.1
2a	C-Tip*	ICT6	74535	0.7
2b	V-Tip* (for vulcanized belts only)	RSA150	73628	1.3
3	FMS Cushion Kit*	FMSC	79699	4.2
4a	Tension Spring - White (1 ea.) for belts 18" - 30" (450-750mm)	STS-W	75846	0.5
4b	Tension Spring - Silver (1 ea.) for belts 36" - 54" (900-1350mm)	STS-S	75843	0.8
4c	Tension Spring - Black (1 ea.) for belts 60" - 72" (1500-1800mm)	STS-B	75844	1.0
5	MST Adjusting Mechanism	MSTAM	79435	2.8
6	MST Mounting Bracket LH (incl. bushings)	MST-MBL	79436	5.7
7	MST Mounting Bracket RH (incl. bushings)	MST-MBR	79437	5.7
8	MST HD Clamp*	MSTCHD	79439	2.5
9	MST Bushing Kit (incl. 4 bushings)	MSTBK	79440	.2
10	MST Guide Pole	MSTGT	79441	1.5
11	MST HD Pole Mount*	MSTPMHD	79451	7.3
12	MST Drop Brackets (2)	MSTDB	79434	27.7
13	P SS Shield	PSSS	74773	.5
-	MST HD Tensioner w/White Spring* (incl. 1 ea. items 6, 7; 2 ea. items 4a, 5, 8, 10 & 11)	MSTHD-W	79431	36.8
-	MST HD Tensioner w/Silver Spring* (incl. 1 ea. items 6, 7; 2 ea. items 4b, 5, 8, 10 & 11)	MSTHD-S	79432	37.5
-	MST HD Tensioner w/Black Spring* (incl. 1 ea. items 6, 7; 2 ea. items 4c, 5, 8, 10 & 11)	MSTHD-B	79433	38.1

*Hardware Included

Lead time: 1 working day

MST Spring Tensioner Selection Chart

CLEANER SIZE	79431 MSTHD-W	79432 MSTHD-S	79433 MSTHD-B
FMS 18" - 30" (450 - 750mm)	X		
FMS 36" - 54" (900 - 1350mm)		X	
FMS 60" - 72" (1500 - 1800mm)			X

Product Ordering Information

MHS *Heavy Duty Secondary Cleaner* *(Polyurethane Cushion Shields, SSTensioners)*

MHS HD Secondary with C-Tips

BELT WIDTH		ORDERING NUMBER	ITEM CODE	WT. LBS.
in.	mm			
24	600	MHS-24RU	79738	125.8
30	750	MHS-30RU	79739	131.0
36	900	MHS-36RU	79740	141.8
42	1050	MHS-42RU	79741	152.5
48	1200	MHS-48RU	79742	163.3
54	1350	MHS-54RU	79743	174.0
60	1500	MHS-60RU	79744	184.8
72	1800	MHS-72RU	79745	211.9
84	2100	MHS-84RU	79746	247.2
96	2400	MHS-96RU	79747	282.5

Lead time: 1 working day




MHS HD Secondary with V-Tips*

BELT WIDTH		ORDERING NUMBER	ITEM CODE	WT. LBS.
in.	mm			
18	450	MHS-18RUV	79748	120.6
24	600	MHS-24RUV	79749	125.8
30	750	MHS-30RUV	79750	131.0
36	900	MHS-36RUV	79751	141.8
42	1050	MHS-42RUV	79752	152.5
48	1200	MHS-48RUV	79753	163.3
54	1350	MHS-54RUV	79754	174.0
60	1500	MHS-60RUV	79755	184.8
72	1800	MHS-72RUV	79756	211.9
84	2100	MHS-84RUV	79757	247.3
96	2400	MHS-96RUV	79758	282.7

*NOTE: V-Tips can be used ONLY on vulcanized belts.

Lead time: 1 working day



Replacement Tips

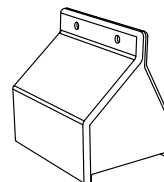
ORDERING NUMBER	ITEM CODE	WT. LBS.
ICT6	74535	0.7
RSA150	73628	1.3

Lead time: 1 working day

Replacement Cushion Shield

ORDERING NUMBER	ITEM CODE	WT. LBS.
UPFCC	79320	.3

Lead time: 1 working day



Polyurethane Cushion Shield

Tips Required Per Cleaner Size

in.	18	24	30	36	42	48	54	60	72	84	96
mm	450	600	750	900	1050	1200	1350	1500	1800	2100	2400
C-Tips or V-Tips Required	3	4	5	6	7	8	9	10	12	14	16

Product Notes:

- Heavy-duty design to deliver maximum cleaning efficiency on the most demanding, abusive beltlines.
- Pole Length: Belt width plus 54" (1350mm). For longer requirements, see Mineline Installation Accessories – Pole Extender Kit (137).
- Patented PowerFlex™ cushion design to maintain continuous blade-to-belt contact and quick relief from passing mechanical splices.
- C-Tips are for mechanically fastened or vulcanized belts. V-Tips are for vulcanized belts only.
- Visual Blade Tension Check: Measure the tension spring and refer to Spring Length Chart on mounting base for the correct length for best cleaning performance.
- Tensioner: SST Spring Tensioner for self-adjusting tensioning with easy retensioning adjustments.
- To make cleaner installation easier and quicker, see Optional Mounting Kits (137).

U.S. Patents No. 6,874,616; 6,823,983; 7,093,706

Product Ordering Information

MHS Heavy Duty Secondary Cleaner (SST Tensioners)

MHS HD Secondary with C-Tips

BELT WIDTH		ORDERING NUMBER	ITEM CODE	WT. LBS.
in.	mm			
24	600	MHS-24	75910	124.6
30	750	MHS-30	75911	129.5
36	900	MHS-36	75912	140.0
42	1050	MHS-42	75913	150.4
48	1200	MHS-48	75914	160.9
54	1350	MHS-54	75915	171.3
60	1500	MHS-60	75916	181.8
72	1800	MHS-72	75917	208.3
84	2100	MHS-84	76803	243.0
96	2400	MHS-96	79043	277.7

Lead time: 1 working day

MHS HD Secondary with V-Tips*

BELT WIDTH		ORDERING NUMBER	ITEM CODE	WT. LBS.
in.	mm			
18	450	MHS-18V	76169	119.7
24	600	MHS-24V	76170	124.6
30	750	MHS-30V	76171	129.5
36	900	MHS-36V	76172	140.0
42	1050	MHS-42V	76173	150.4
48	1200	MHS-48V	76174	160.9
54	1350	MHS-54V	76175	171.3
60	1500	MHS-60V	76176	181.8
72	1800	MHS-72V	76177	208.3
84	2100	MHS-84V	76804	243.1
96	2400	MHS-96V	79044	277.9

*NOTE: V-Tips can be used ONLY on vulcanized belts.

Lead time: 1 working day

Replacement Tips

ORDERING NUMBER	ITEM CODE	WT. LBS.
ICT6	74535	0.7
RSA150	73628	1.3

Lead time: 1 working day

Tips Required Per Cleaner Size

in.	18	24	30	36	42	48	54	60	72	84	96
mm	450	600	750	900	1050	1200	1350	1500	1800	2100	2400
C-Tips or V-Tips Required	3	4	5	6	7	8	9	10	12	14	16

Product Notes:

- Heavy-duty design to deliver maximum cleaning efficiency on the most demanding, abusive beltlines.
- Pole Length: Belt width plus 54" (1350mm). For longer requirements, see Minline Installation Accessories – Pole Extender Kit (137).
- Patented PowerFlex™ cushion design to maintain continuous blade-to-belt contact and quick relief from passing mechanical splices.
- C-Tips are for mechanically fastened or vulcanized belts. V-Tips are for vulcanized belts only.
- Visual Blade Tension Check: Measure the tension spring and refer to Spring Length Chart on mounting base for the correct length for best cleaning performance.
- Tensioner: SST Spring Tensioner for self-adjusting tensioning with easy retensioning adjustments.
- To make cleaner installation easier and quicker, see Optional Mounting Kits (137).



Optional Mounting Kits

DESCRIPTION	ORDERING NUMBER	ITEM CODE	WT. LBS.
Standard Mounting Bracket Kit *	SSTSMB	76071	34.3
Long Mounting Bracket Kit *	SSTLMB	76072	43.5
Optional Top Angle Kit *	SSTOTA	76073	10.5

*Hardware Included

Lead time: 1 working day

U.S. Patents No. 6,874,616; 6,823,983; 7,093,706

Product Ordering Information

MHS Heavy Duty Secondary Cleaner (MST Tensioners)

MHS HD Secondary with V-Tips*

BELT WIDTH		ORDERING NUMBER	ITEM CODE	WT. LBS.
in.	mm			
18	450	MHS-18V-MST	79442	105.1
24	600	MHS-24V-MST	79443	115.1
30	750	MHS-30V-MST	79444	125.0
36	900	MHS-36V-MST	79445	135.5
42	1050	MHS-42V-MST	79446	145.4
48	1200	MHS-48V-MST	79447	155.3
54	1350	MHS-54V-MST	79448	169.4
60	1500	MHS-60V-MST	79449	180.4
72	1800	MHS-72V-MST	79450	201.1

*NOTE: V-Tips can be used ONLY on vulcanized belts.
Lead time: 1 working day



MHS HD Reversing with V-Tips*

BELT WIDTH		ORDERING NUMBER	ITEM CODE	WT. LBS.
in.	mm			
18	450	MHS-18RMV	79624	105.9
24	600	MHS-24RMV	79625	116.2
30	750	MHS-30RMV	79626	126.4
36	900	MHS-36RMV	79627	137.2
42	1050	MHS-42RMV	79628	147.4
48	1200	MHS-48RMV	79629	157.5
54	1350	MHS-54RMV	79630	171.9
60	1500	MHS-60RMV	79631	183.2
72	1800	MHS-72RMV	79632	204.5

*NOTE: V-Tips can be used ONLY on vulcanized belts.
Lead time: 1 working day

Replacement Tips

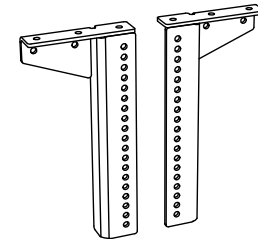
ORDERING NUMBER	ITEM CODE	WT. LBS.
RSA150	73628	1.3

Lead time: 1 working day

Optional MST Drop Brackets (2)

ORDERING NUMBER	ITEM CODE	WT. LBS.
MSTDB	79434	27.7

Lead time: 1 working day



Tips Required Per Cleaner Size

in.	18	24	30	36	42	48	54	60	72
mm	450	600	750	900	1050	1200	1350	1500	1800
C-Tips or V-Tips Required	3	4	5	6	7	8	9	10	12

Product Notes:

- Heavy-duty design to deliver maximum cleaning efficiency on the most demanding, abusive beltlines.
- Pole Length: Belt width plus 54" (1350mm). For longer requirements, see Mineline Installation Accessories – Pole Extender Kit (137).
- Patented PowerFlex™ cushion design to maintain continuous blade-to-belt contact and quick relief from passing mechanical splices.
- V-Tips are for vulcanized belts only.
- Visual Blade Tension Check: Measure the tension spring and refer to Spring Length Chart on mounting base for the correct length for best cleaning performance.
- Tensioner: MST Spring Tensioner for self-adjusting tensioning with easy retensioning adjustments.
- To make cleaner installation easier and quicker, see Optional Mounting Kits (137).

U.S. Patents No. 6,874,616; 6,823,983; 7,093,706

Product Ordering Information

MHS Reversing Heavy Duty Secondary Cleaner

MHS HD Reversing Secondary with C-Tips

BELT WIDTH		ORDERING NUMBER	ITEM CODE	WT. LBS.
in.	mm			
24	600	MHS-24R	76613	128.2
30	750	MHS-30R	76614	134.0
36	900	MHS-36R	76615	145.4
42	1050	MHS-42R	76616	156.7
48	1200	MHS-48R	76617	168.1
54	1350	MHS-54R	76618	179.4
60	1500	MHS-60R	76619	190.8
72	1800	MHS-72R	76620	219.1
84	2100	MHS-84R	76621	247.4
96	2400	MHS-96R	79045	275.7

Lead time: 1 working day

MHS HD Reversing Secondary with V-Tips*

BELT WIDTH		ORDERING NUMBER	ITEM CODE	WT. LBS.
in.	mm			
18	450	MHS-18RV	76646	122.4
24	600	MHS-24RV	76647	128.2
30	750	MHS-30RV	76648	134.0
36	900	MHS-36RV	76649	145.4
42	1050	MHS-42RV	76650	156.7
48	1200	MHS-48RV	76651	168.1
54	1350	MHS-54RV	76652	179.4
60	1500	MHS-60RV	76653	190.8
72	1800	MHS-72RV	76654	219.1
84	2100	MHS-84RV	76805	255.6
96	2400	MHS-96RV	79046	292.1


*NOTE: V-Tips can be used ONLY on vulcanized belts.

Lead time: 1 working day

Replacement Shields

DESCRIPTION	ORDERING NUMBER	ITEM CODE	WT. LBS.
P Stainless Steel Shield	PSSS	74773	0.5
PowerFlex™ Reverse Shield	PFRS	76622	0.4

Lead time: 1 working day



Replacement Tips

ORDERING NUMBER	ITEM CODE	WT. LBS.
ICT6	74535	0.7
RSA150	73628	1.3

Lead time: 1 working day

Product Notes:

- A cleaner for applications where the belt travels in both directions.

MHS HD with SAT2 Tensioner*

BELT WIDTH		ORDERING NUMBER	ITEM CODE	WT. LBS.
in.	mm			
24	600	MHS-24P	78736	102.4
30	750	MHS-30P	78737	107.3
36	900	MHS-36P	78738	116.4
42	1050	MHS-42P	78739	126.8
48	1200	MHS-48P	78740	137.3
54	1350	MHS-54P	78741	147.7
60	1500	MHS-60P**	78742	158.2
72	1800	MHS-72P**	78743	183.9
84	2100	MHS-84P**	78744	209.6
96	2400	MHS-96P**	79047	292.1

*Includes Control Box

**60"-96" models have a 3-piece pole.

Lead time: 1 working day



Product Notes:

- The SAT2 Tensioners automatically adjust the blades to the belt until the blades are worn out.
- Does not include air tank. Select option on 102.

U.S. Patents No. 6,874,616; 6,823,983; 7,093,706

Product Ordering Information

Line Connections for Portable Air Tensioner

Air Tanks

ORDERING NUMBER	ITEM CODE	WT. LBS.
PAT1	78684	51.0
PAT2	78685	51.0



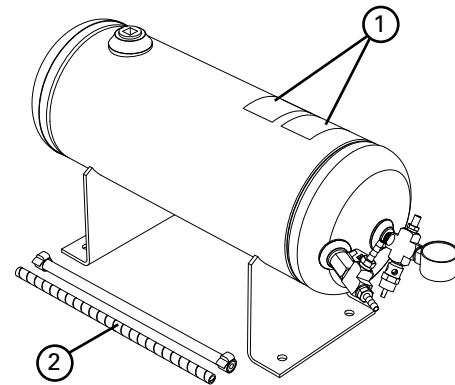
PAT1 (Single)



PAT2 (Dual)

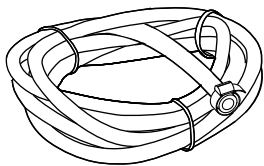
Replacement Parts List

REF	DESCRIPTION	ORDERING NUMBER	ITEM CODE	WT. LBS.
1	Tank Label Kit	PATLK	78791	0.1
2	Tank Hose Kit (incl. 1 ea. 10' hose and 1' poly spiral wrap, 2 hose clamps)	PATHK	78794	1.5



Product Notes:

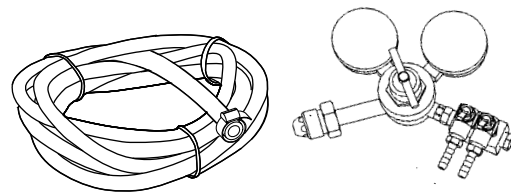
- For use with PAT cleaner assemblies and PAT control box.
- Single for applications with one cleaner, double for applications with two cleaners.
- 150# pop-off valve for safe pressurizing/charging of Air Tank.
- ASME construction.



Air Line Connection for Site-Accessible Air

ORDERING NUMBER	ITEM CODE	WT. LBS.
PATHK*	78794	1.5

* incl. 10' hose, 1' poly spiral wrap, 2 hose clamps



Nitrogen Tank Connection for Site-Provided Nitrogen Tank

ORDERING NUMBER	ITEM CODE	WT. LBS.
PANK*	78799	5.0

* incl. Nitrogen Regulator, 10' hose, 2 hose clamps


Product Ordering Information

Stainless Steel MHS Heavy Duty Secondary Cleaner

SS MHS HD Secondary with C-Tips

BELT WIDTH		ORDERING NUMBER	ITEM CODE
in.	mm		
24	600	MHS-24-S/S	77601
30	750	MHS-30-S/S	77602
36	900	MHS-36-S/S	77603
42	1050	MHS-42-S/S	77604
48	1200	MHS-48-S/S	77605
54	1350	MHS-54-S/S	77606
60	1500	MHS-60-S/S	77607
72	1800	MHS-72-S/S	77608
84	2100	MHS-84-S/S	77609
96	2400	MHS-96-S/S	79048


Lead time: 3 weeks



SS MHS HD Secondary with V-Tips*

BELT WIDTH		ORDERING NUMBER	ITEM CODE
in.	mm		
24	600	MHS-24V-S/S	77610
30	750	MHS-30V-S/S	77611
36	900	MHS-36V-S/S	77612
42	1050	MHS-42V-S/S	77613
48	1200	MHS-48V-S/S	77614
54	1350	MHS-54V-S/S	77615
60	1500	MHS-60V-S/S	77616
72	1800	MHS-72V-S/S	77617
84	2100	MHS-84V-S/S	77618
96	2400	MHS-96V-S/S	79049

*NOTE: V-Tips can be used ONLY on vulcanized belts.
Lead time: 3 weeks




For replacement tips and qty of tips per cleaner, see 99

SS MHS HD Reversing Secondary with C-Tips

BELT WIDTH		ORDERING NUMBER	ITEM CODE
in.	mm		
24	600	MHS-24R-S/S	77640
30	750	MHS-30R-S/S	77641
36	900	MHS-36R-S/S	77642
42	1050	MHS-42R-S/S	77643
48	1200	MHS-48R-S/S	77644
54	1350	MHS-54R-S/S	77645
60	1500	MHS-60R-S/S	77646
72	1800	MHS-72R-S/S	77647
84	2100	MHS-84R-S/S	77648
96	2400	MHS-96R-S/S	79050

Lead time: 3 weeks



SS MHS HD Reversing Secondary with V-Tips*

BELT WIDTH		ORDERING NUMBER	ITEM CODE
in.	mm		
24	600	MHS-24RV-S/S	77649
30	750	MHS-30RV-S/S	77650
36	900	MHS-36RV-S/S	77651
42	1050	MHS-42RV-S/S	77652
48	1200	MHS-48RV-S/S	77653
54	1350	MHS-54RV-S/S	77654
60	1500	MHS-60RV-S/S	77655
72	1800	MHS-72RV-S/S	77656
84	2100	MHS-84RV-S/S	77657
96	2400	MHS-96RV-S/S	79051

*NOTE: V-Tips can be used ONLY on vulcanized belts.
Lead time: 3 weeks



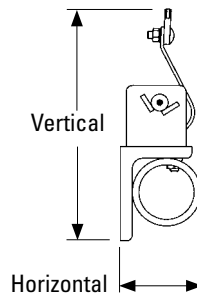
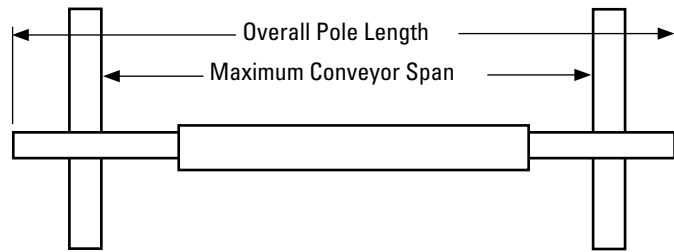
U.S. Patents No. 6,874,616; 6,823,983; 7,093,706

Specifications & Guidelines

Pole Length Specifications*

CLEANER SIZE		BLADE WIDTH		POLE LENGTH		MAXIMUM CONVEYOR SPAN	
in.	mm	in.	mm	in.	mm	in.	mm
18	450	18	450	72	1800	62	1550
24	600	24	600	78	1950	68	1700
30	750	30	750	84	2100	74	1850
36	900	36	900	90	2250	80	2000
42	1050	42	1050	96	2400	86	2150
48	1200	48	1200	102	2550	92	2300
54	1350	54	1350	108	2700	98	2450
60	1500	60	1500	114	2850	104	2600
72	1800	72	1800	126	3150	116	2900
84	2100	84	2100	138	3450	128	3200
96	2400	96	2400	150	3750	140	3500

*For special extra long pole length requirements a Pole Extender Kit (#76024) is available that provides 30" (750mm) of extended pole length. (Page 137). Pole Diameter – 2-7/8" (73mm)



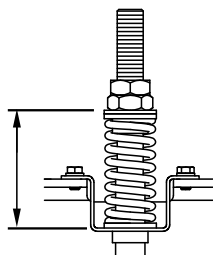
Clearance Guidelines for Installation

HORIZONTAL CLEARANCE REQUIRED		VERTICAL CLEARANCE REQUIRED	
in.	mm	in.	mm
4	100	10	245

SST Tensioner Spring Length Chart

Blade Width		White Spring		Silver Spring		Black Spring		Gold Spring	
in.	mm	in.	mm	in.	mm	in.	mm	in.	mm
18	450	3 3/8	86	4	102	N/A	N/A	N/A	N/A
24	600	3 1/8	79	3 7/8	98	N/A	N/A	N/A	N/A
30	750	2 7/8	73	3 3/4	95	N/A	N/A	N/A	N/A
36	900	N/A	N/A	3 3/4	95	3 7/8	98	N/A	N/A
42	1050	N/A	N/A	3 5/8	92	3 3/4	95	N/A	N/A
48	1200	N/A	N/A	3 1/2	89	3 5/8	92	N/A	N/A
54	1350	N/A	N/A	3 3/8	86	3 5/8	92	3 3/4	95
60	1500	N/A	N/A	3 1/4	83	3 1/2	89	3 3/4	95
72	1800	N/A	N/A	N/A	N/A	3 3/8	86	3 5/8	92
84	2100	N/A	N/A	N/A	N/A	3 1/8	79	3 1/2	89
96	2400	N/A	N/A	N/A	N/A	N/A	N/A	3 1/2	89
108	2700	N/A	N/A	N/A	N/A	N/A	N/A	3 3/8	86
120	3000	N/A	N/A	N/A	N/A	N/A	N/A	3 3/8	86

Shading indicates preferred spring option. Measure spring as shown below.



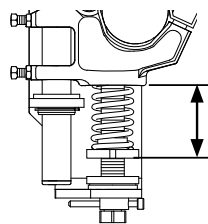
SST

Top of Washer to Mounting Base

MST Tensioner Spring Length Chart

Blade Width		2 White Springs		2 Silver Springs		2 Black Springs	
in.	mm	in.	mm	in.	mm	in.	mm
18	450	2 7/8	73	3 3/8	86	3 1/2	89
24	600	2 5/8	67	3 3/8	86	3 3/8	86
30	750	2 3/8	60	3 1/4	83	3 3/8	86
36	900	2 1/8	54	3 1/8	79	3 1/4	83
42	1050	1 7/8	48	3	76	3 1/8	79
48	1200	N/A	N/A	2 7/8	73	3 1/8	79
54	1350	N/A	N/A	2 7/8	73	3	76
60	1500	N/A	N/A	2 3/4	70	2 7/8	73
72	1800	N/A	N/A	2 1/2	64	2 3/4	70

Shading indicates preferred spring option. Measure spring as shown below.



MST

Bottom of Pole Mount to Bottom of Spring Support Plate

SAT2 Tensioner Pressure Chart

Blade Width		Blades	Pressure	
in.	mm		psi	kPa
18	450	3	15#	103
24	600	4	19#	131
30	750	5	23#	159
36	900	6	27#	186
42	1050	7	31#	214
48	1200	8	35#	241
54	1350	9	39#	269
60	1500	10	43#	296
72	1800	12	51#	352
84	2100	14	59#	407
96	2400	16	67#	462

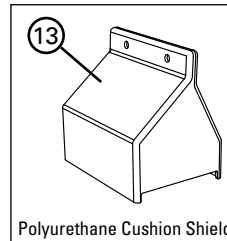
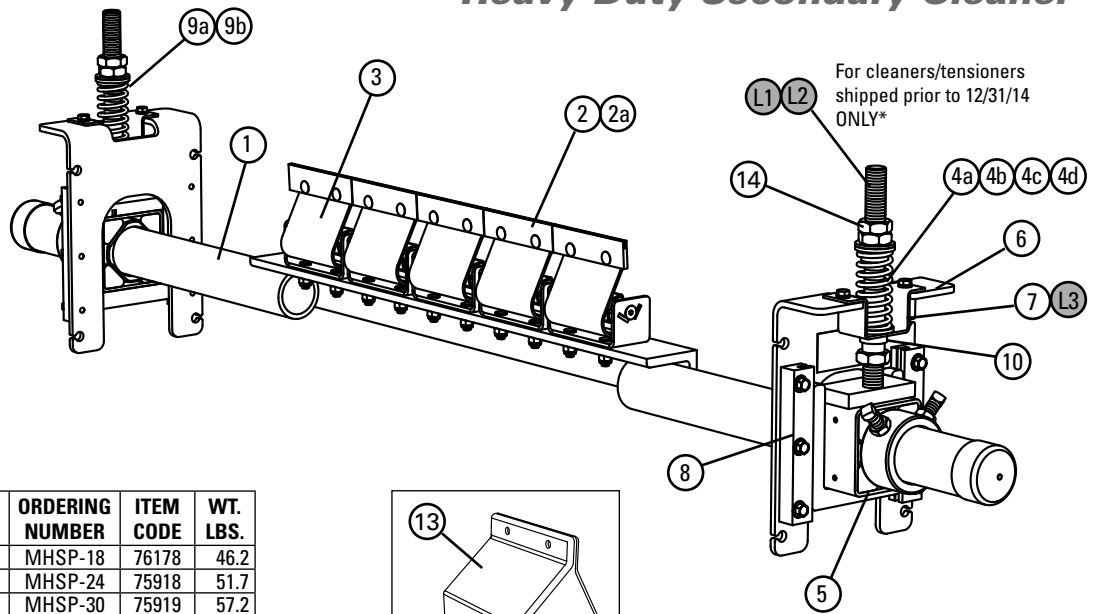
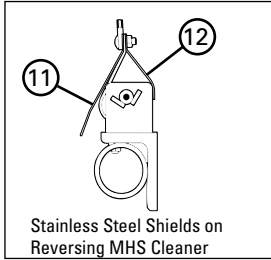
Specifications

- Maximum Belt Speed SST/SAT2 Tensioner - 1200 FPM (6M/sec)
- Maximum Belt Speed MST Tensioner - 1000 FPM (5M/sec)
- Temperature Rating -30°F to 180°F (-35°C to 82°C)
- Usable Blade Wear Length 3/8" (9mm)
- Blade Materials C-Tip: Impact Resistant Tungsten Carbide (works with mechanical fasteners)
V-Tip: Long Life Tungsten Carbide (for vulcanized belts only)
- Available for Belt Widths SST/SAT2 Tensioners – 18" to 96" (450 to 2400 mm). Other sizes available upon request.
- Available for Belt Widths MST Tensioners – 18" to 72" (450 to 1800mm). Other sizes available upon request.
- CEMA Cleaner Rating Class 5

U.S. Patents No. 6,874,616; 6,823,983; 7,093,706

Replacement Parts List

MHS Heavy Duty Secondary Cleaner



For cleaners/tensioners shipped prior to 12/31/14 ONLY*

Replacement Parts

REF	DESCRIPTION	ORDERING NUMBER	ITEM CODE	WT. LBS.
1	18" (450mm) Pole	MHSP-18	76178	46.2
	24" (600mm) Pole	MHSP-24	75918	51.7
	30" (750mm) Pole	MHSP-30	75919	57.2
	36" (900mm) Pole	MHSP-36	75920	62.8
	42" (1050mm) Pole	MHSP-42	75921	68.3
	48" (1200mm) Pole	MHSP-48	75922	73.9
	54" (1350mm) Pole	MHSP-54	75923	79.4
	60" (1500mm) Pole	MHSP-60	75924	85.0
	72" (1800mm) Pole	MHSP-72	75925	96.1
	84" (2100mm) Pole	MHSP-84	76814	112.1
96" (2400mm) Pole	MHSP-96	79052	128.1	
2	C-Tip*	ICT6	74535	0.7
2a	V-Tip* (for vulcanized belts only)	RSA150	73628	1.3
3	PowerFlex™ Cushion* (complete)	PFC	75927	4.2
3a	PowerFlex Cushion* SS (complete)	PFC-SS	76560	4.2
4a	Tension Spring - White (1 ea.) for belts 18" - 30" (450-750mm)	STS-W	75846	0.5
4b	Tension Spring - Silver (1 ea.) for belts 36" - 48" (900-1200mm)	STS-S	75843	0.8
4c	Tension Spring - Black (1 ea.) for belts 54" - 84" (1350-2100mm)	STS-B	75844	1.0
4d	Tension Spring - Gold (1 ea.) for belts 96" (2400mm)	STS-G	78142	1.3
5	HD Torsion Pole Mount* (1 ea.) (includes HD adjusting rod, nuts & sleeve) (See 9 & 9a for bushings)	SSTHDPM	77868	15.0
6	HD Mounting Base Kit* (includes 1 mounting base, 2 slide guides, top hat bracket & bottom bushing)	SSTHDMK	77870	10.2
7	SST Hat Bracket (pair)	SSTHB	79582	3.5
8	Slide Guide Kit* (incl. 2 slide guides)	STGK2	77867	1.1
9a	SST Bushing Kit - White/Silver (includes 2 bushings)	SSTBK-W	76636	0.1
9b	SST Bushing Kit - Black/Gold (includes 2 bushings)	SSTBK-B	76637	0.1
10	SST Lower Bushing Kit (pair)	SSTLBK	79493	0.1
11	P Stainless Steel Shield	PSSS	74773	0.5
12	PowerFlex™ Reverse Shield	PFRS	76622	0.4
13	Polyurethane Cushion Shield	UPFCC	79320	0.3
14	Jam Nut Kit SST	JNK-C	79893	0.3

*Hardware Included

Lead time: 1 working day

Legacy Replacement Parts for Tensioners shipped prior to Dec. 31, 2014*

L1	Adjusting Rod Kit (includes 1 rod, 2 nuts, 1 bushing, 1 washer) for belts 24"-60" (600-1500mm)	STAK	75847	2.9
L2	HD Adjusting Rod Kit (includes 1 rod, 2 nuts, 1 HD bushing, 1 washer) for belts 72"-96" (1800-2400mm)	STAKHD	75892	3.0
L3	Legacy SST Hat Channel Kit	SSTHK	79070	1.5
L4	SAT2 Adjusting Rod Kit (2 ea.)	SAT2AK	78733	5.0
-	SST Tensioner Bushing Update Kit (includes 2 lower bushings, 2 sleeves, 2 nuts)	SST-BUK	76943	0.3

Replacement Parts

REF	DESCRIPTION	ORDERING NUMBER	ITEM CODE	WT. LBS.
-	HD Spring Tensioner* - White (includes 2 each items 4a, 5, 6, & 9a) for belts 18" - 30" (450-750mm)	SST2HD-W	77879	60.6
-	HD Spring Tensioner* - Silver (includes 2 each items 4b, 5, 6, & 9a) for belts 36" - 48" (900-1200mm)	SST2HD-S	77880	61.4
-	HD Spring Tensioner* - Black (includes 2 each items 4c, 5, 6, & 9b) for belts 54" - 84" (1350-2100mm)	SST2HD-B	77881	62.0
-	HD Spring Tensioner* - Gold (includes 2 each items 4d, 5, 6, & 9b) for belts 96" (2400mm)	SST2HD-G	79041	62.6

Spring Tensioner Selection Chart

CLEANER SIZE	77879 SST2HD-W	77880 SST2HD-S	77881 SST2HD-B	79041 SST2HD-G
MHS 18" - 30" (450 - 750mm)	X			
MHS 36" - 48" (900 - 1200mm)		X		
MHS 54" - 84" (1350 - 2100mm)			X	
MHS 96" (2400mm)				X

*Verify if legacy parts are needed by looking at threaded rod. If it has standard threads, use legacy parts. If it has flat/acme threads, choose from regular replacement parts.



Standard thread profile

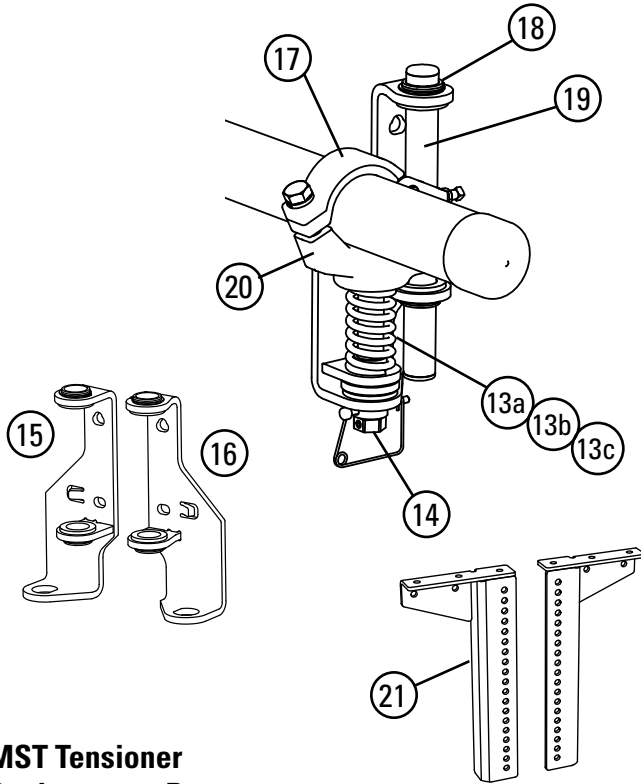


Acme/trapezoidal thread profile

U.S. Patents No. 6,874,616; 6,823,983; 7,093,706

Replacement Parts List

MHS
Optional MST and SAT2 Tensioners



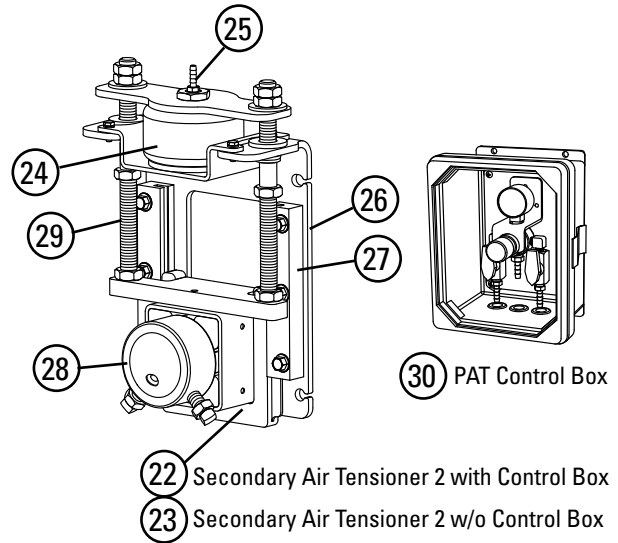
MST Tensioner Replacement Parts

REF	DESCRIPTION	ORDERING NUMBER	ITEM CODE	WT. LBS.
13a	Tension Spring - White (1 ea.) for belts 18" - 30" (450-750mm)	STS-W	75846	0.5
13b	Tension Spring - Silver (1 ea.) for belts 36" - 54" (900-1350mm)	STS-S	75843	0.8
13c	Tension Spring - Black (1 ea.) for belts 60" - 72" (1500-1800mm)	STS-B	75844	1.0
14	MST Adjusting Mechanism	MSTAM	79435	2.8
15	MST Mounting Bracket LH (incl. bushings)	MST-MBL	79436	5.7
16	MST Mounting Bracket RH (incl. bushings)	MST-MBR	79437	5.7
17	MST HD Clamp*	MSTCHD	79439	2.5
18	MST Bushing Kit (incl. 4 bushings)	MSTBK	79440	.2
19	MST Guide Pole	MSTGT	79441	1.5
20	MST HD Pole Mount*	MSTPMHD	79451	7.3
21	MST Drop Brackets (2)	MSTDDB	79434	27.7
-	MST HD Tensioner w/White Spring* (incl. 1 ea. items 15,16,18; 2 ea. items 13a,14,17,19,20)	MSTHD-W	79431	36.8
-	MST HD Tensioner w/Silver Spring* (incl. 1 ea. items 15,16,18; 2 ea. items 13b,14,17,19,20)	MSTHD-S	79432	37.5
-	MST HD Tensioner w/Black Spring* (incl. 1 ea. items 15,16,18; 2 ea. items 13c,14,17,19,20)	MSTHD-B	79433	38.1

*Hardware included
Lead time: 1 working day

MST Spring Tensioner Selection Chart

CLEANER SIZE	79431 MSTHD-W	79432 MSTHD-S	79433 MSTHD-B
MHS 18" - 30" (450 - 750mm)	X		
MHS 36" - 54" (900 - 1350mm)		X	
MHS 60" - 72" (1500 - 1800mm)			X



SAT2 (Secondary Air Tensioner 2) Replacement Parts

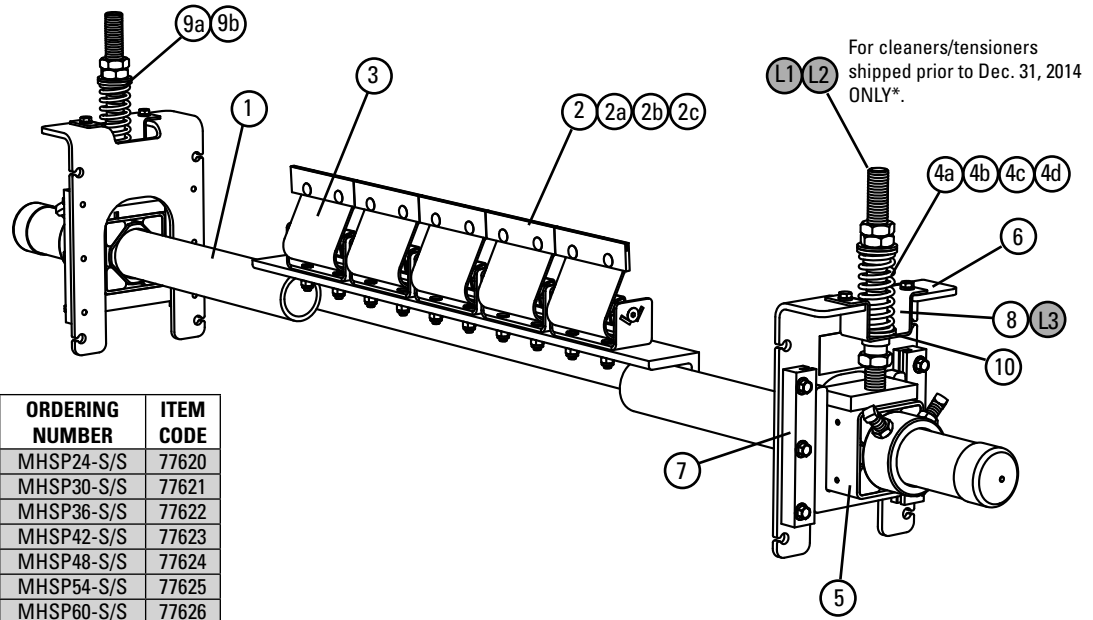
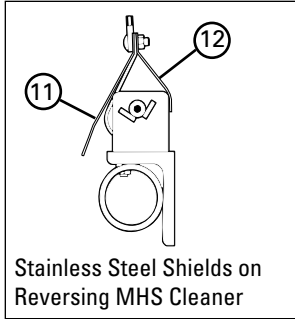
REF	DESCRIPTION	ORDERING NUMBER	ITEM CODE	WT. LBS.
22	SAT2 w/PAT Control Box	SAT2PAT	78735	43.5
23	SAT2 w/o Control Box	SAT2NCB	78703	41.0
24	SAT Air/Water Bag Kit (1 ea.)	SATB	76083	5.1
25	SAT 1/8" Hose Barb Kit (2 ea.)	SATHB	76084	0.1
26	SAT2 Mounting Base Kit (2 ea.)	SAT2MK	78704	11.6
27	ST Slide Guide Kit (1 ea.)	STGK2	77867	1.1
28	SAT2 Torsion Pole Mount (2 ea.) (incl. threaded rods and nuts)	SAT2PM	78732	11.1
29	SAT2 Adjusting Rod Kit	SAT2AK	78733	5.0
30	PAT Control Box 100psi	PACB100	79656	11.0

Lead time: 1 working day

U.S. Patents No. 6,874,616; 6,823,983; 7,093,706

Replacement Parts List

Stainless Steel MHS Heavy Duty Secondary Cleaner



For cleaners/tensioners shipped prior to Dec. 31, 2014 ONLY*.

Replacement Parts

REF	DESCRIPTION	ORDERING NUMBER	ITEM CODE
1	24" (600mm) SS Pole	MHSP24-S/S	77620
	30" (750mm) SS Pole	MHSP30-S/S	77621
	36" (900mm) SS Pole	MHSP36-S/S	77622
	42" (1050mm) SS Pole	MHSP42-S/S	77623
	48" (1200mm) SS Pole	MHSP48-S/S	77624
	54" (1350mm) SS Pole	MHSP54-S/S	77625
	60" (1500mm) SS Pole	MHSP60-S/S	77626
	72" (1800mm) SS Pole	MHSP72-S/S	77627
	84" (2100mm) SS Pole	MHSP84-S/S	77628
96" (2400mm) SS Pole	MHSP96-S/S	79053	
2	C-Tip*	ICT6	74535
2a	SS C-Tip	ICT6-S/S	78700
2b	V-Tip* (for vulcanized belts only)	RSA150	73628
2c	S/S V-Tip* (for vulcanized belts only)	RVT6-S/S	76205
3	PowerFlex Cushion* (complete)	PFC-SS	76560
4a	Tension Spring - White (1 ea.) for belts 18" - 30" (450-750mm)	STS-W-S/S	77630
4b	Tension Spring - Silver (1 ea.) for belts 36" - 48" (900-1200mm)	STS-S-S/S	77631
4c	Tension Spring - Black (1 ea.) for belts 54" - 84" (1350-2100mm)	STS-B-S/S	77632
4d	Tension Spring - Gold (1 ea.) for belts 96" (2400)	STS-G-S/S	79057
5	SS HD Torsion Mounting Kit* (1 ea.) (includes adjusting rod, 3 nuts, & sleeve) (See 9 & 9a for bushings)	STHDPM2-S/S	77633
6	SS Mounting Base Kit* (includes 1 mounting base, 2 slide guides, top hat bracket & bottom bushing)	STHDMK2-S/S	77634
7	SS Base Mounting Kit* (includes 2 slide guides)	STGK2-S/S	77635
8	SST Hat Bracket S/S (pair)	SSTHB-S/S	79586
9a	SST Bushing Kit - White/Silver (includes 2 bushings)	SSTBK-W	76636
9b	SST Bushing Kit - Black/Gold (includes 2 bushings)	SSTBK-B	76637
10	SST Lower Bushing Kit (pair)	SSTLBK	79493
11	P Stainless Steel Shield	PSSS	74773
12	PowerFlex™ Reverse Shield	PFRS	76622
-	SS Spring Tensioner* - White (includes 2 each items 4a, 5, 6 & 9a) for belts 18" - 30" (450-750mm)	SST2HD-W-S/S	77637
-	SS Spring Tensioner* - Silver (includes 2 each items 4b, 5, 6 & 9a) for belts 36" - 48" (900-1200mm)	SST2HD-S-S/S	77638
-	SS Spring Tensioner* - Black (includes 2 each items 4c, 5, 6 & 9b) for belts 54" - 84" (1350-2100mm)	SST2HD-B-S/S	77639
-	SS Spring Tensioner* - Gold (includes 2 each items 4d, 5, 6 & 9b) for belts 96" (2400mm)	SST2HD-G-S/S	79042

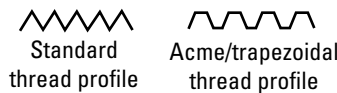
*Hardware Included
Lead time: 1 working day

Shaded items are made to order.
Lead time: 3 weeks

Legacy Replacement Parts for Tensioners shipped prior to Dec. 31, 2014*

REF	DESCRIPTION	ORDERING NUMBER	ITEM CODE
L1	Adjusting Rod Kit* (includes 1 rod, 2 nuts, 1 bushing, 1 washer) for belts 18" - 60" (450-1500mm)	STAK	75847
L2	HD Adjusting Rod Kit* (includes 1 rod, 2 nuts, 1 HD bushing, 1 washer) for belts 72" - 96" (1800-2400mm)	STAKHD	75892
L3	SST Hat Channel Kit S/S	SSTHK-S/S	79071
-	SS Bushing Update Kit (includes 2 ea. lower bushings, sleeves, nuts)	SST-BUK-S/S	77636

*Verify if legacy parts are needed by looking at threaded rod. If it has standard threads, use legacy parts. If it has flat/acme threads, choose from regular replacement parts.



Spring Tensioner Selection Chart

CLEANER SIZE	77637 SSTDH-W-S/S	77638 SSTDH-S-S/S	77639 SSTDH-B-S/S	79042 SSTDH-G-S/S
MHS S/S 18" - 30" (450 - 750mm)	X			
MHS S/S 36" - 48" (900 - 1200mm)		X		
MHS S/S 54" - 84" (1350 - 2100mm)			X	
MHS S/S 96" (2400mm)				X

U.S. Patents No. 6,874,616; 6,823,983; 7,093,706

Product Ordering Information


P-Type® ESAC Secondary Cleaner with Enhanced Service Advantage Cartridge

P-Type ESAC Secondary with C-Tips


CLEANER COMPLETE				
BELT WIDTH		ORDERING NUMBER	ITEM CODE	WT. LBS.
in.	mm			
24	600	PC24-ESAC	77955	137.4
30	750	PC30-ESAC	77956	150.8
36	900	PC36-ESAC	77957	164.0
42	1050	PC42-ESAC	77958	177.3
48	1200	PC48-ESAC	77959	190.5
54	1350	PC54-ESAC	77960	203.9
60	1500	PC60-ESAC	77961	217.2
72	1800	PC72-ESAC	77962	243.8
60	1500	PC60-2ESAC	77963	303.7
72	1800	PC72-2ESAC	77964	330.8
84	2100	PC84-2ESAC	77965	358.2
96	2400	PC96-2ESAC	77966	385.2
120	3000	PC120-2ESAC	77967	443.8

Lead time: 1 working day

Shaded items are made to order.
Lead time: 15 working days



P-Type ESAC Single Cartridge



P-Type 2ESAC Dual Cartridge

P-Type ESAC Secondary with V-Tips*

CLEANER COMPLETE				
BELT WIDTH		ORDERING NUMBER	ITEM CODE	WT. LBS.
in.	mm			
24	600	PV24-ESAC	77981	137.4
30	750	PV30-ESAC	77982	150.8
36	900	PV36-ESAC	77983	164.0
42	1050	PV42-ESAC	77984	177.3
48	1200	PV48-ESAC	77985	190.5
54	1350	PV54-ESAC	77986	203.9
60	1500	PV60-ESAC	77987	217.2
72	1800	PV72-ESAC	77988	243.8
60	1500	PV60-2ESAC	77989	303.7
72	1800	PV72-2ESAC	77990	330.8
84	2100	PV84-2ESAC	77991	358.2
96	2400	PV96-2ESAC	77992	385.2
120	3000	PV120-2ESAC	77993	443.8

*NOTE: V-Tips can be used ONLY on vulcanized belts.
Lead time: 1 working day

Shaded items are made to order.
Lead time: 15 working days

Replacement Tips

ORDERING NUMBER	ITEM CODE	WT. LBS.
ICT6	74535	0.7
PSA150	73156	1.0

Lead time: 1 working day

Tips Required Per Cleaner Size

in.	24	30	36	42	48	54	60	72	84	96	120
mm	600	750	900	1050	1200	1350	1500	1800	2100	2400	3000
C-Tips or V-Tips Required	4	5	6	7	8	9	10	12	14	16	20

Product Notes:

- Patented Enhanced Service Advantage Cartridge™ allows for easy removal in even the dirtiest conditions.
- Pole Length: Belt width plus 54" (1350mm) (single cartridge cleaners); Belt width plus 60" (1500mm) (dual cartridge cleaners).
- Tips are set at a non-aggressive 70° angle to give quick relief for passing mechanical splices.
- C-Tips are for mechanically fastened or vulcanized belts. V-Tips are for vulcanized belts only.
- Tensioner mounting brackets included for fast and easy installation.
- Cartridge Removal Kit included for easy removal of the cartridge.

U.S. Patents No. 7,987,966; 8,757,360; 8,312,986; 8,640,856; 9,090,405; 9,085,419

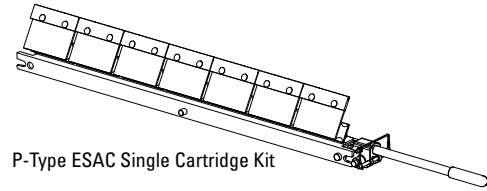
Product Ordering Information

P-Type® ESAC
Secondary Cleaner
 Replacement Cartridge Kits

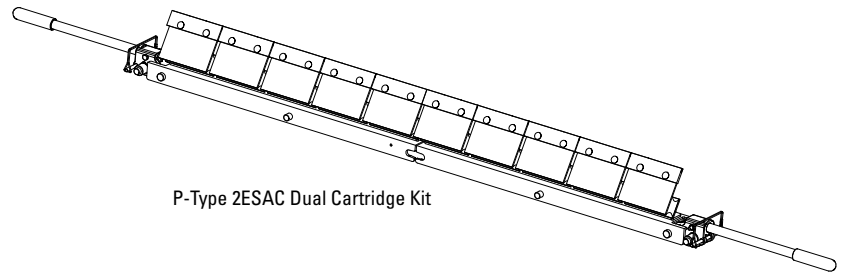
P-Type ESAC Cartridge Kits with C-Tips

BELT WIDTH		ORDERING NUMBER	ITEM CODE	WT. LBS.
in.	mm			
24	600	P-CARK-C24/600	78072	25.2
30	750	P-CARK-C30/750	78073	30.0
36	900	P-CARK-C36/900	78074	34.7
42	1050	P-CARK-C42/1050	78075	39.5
48	1200	P-CARK-C48/1200	78076	44.1
54	1350	P-CARK-C54/1350	78077	48.9
60	1500	P-CARK-C60/1500	78078	53.7
72	1800	P-CARK-C72/1800	78079	63.2
60	1500	P-CARK2-C60/1500	78088	87.5
72	1800	P-CARK2-C72/1800	78089	102.2
84	2100	P-CARK2-C84/2100	78090	117.3
96	2400	P-CARK2-C96/2400	78091	132.1
120	3000	P-CARK2-C120/3000	78092	162.3

Lead time: 1 working day



P-Type ESAC Single Cartridge Kit



P-Type 2ESAC Dual Cartridge Kit

P-Type ESAC Cartridge Kits with V-Tips*

BELT WIDTH		ORDERING NUMBER	ITEM CODE	WT. LBS.
in.	mm			
24	600	P-CARK-V24/600	78080	25.2
30	750	P-CARK-V30/750	78081	30.0
36	900	P-CARK-V36/900	78082	34.7
42	1050	P-CARK-V42/1050	78083	39.5
48	1200	P-CARK-V48/1200	78084	44.1
54	1350	P-CARK-V54/1350	78085	48.9
60	1500	P-CARK-V60/1500	78086	53.7
72	1800	P-CARK-V72/1800	78087	63.2
60	1500	P-CARK2-V60/1500	78093	87.5
72	1800	P-CARK2-V72/1800	78094	102.2
84	2100	P-CARK2-V84/2100	78095	117.3
96	2400	P-CARK2-V96/2400	78096	132.1
120	3000	P-CARK2-V120/3000	78097	162.3

*NOTE: V-Tips can be used ONLY on vulcanized belts.

Lead time: 1 working day

Shaded items are made to order.
 Lead time: 15 working days

U.S. Patents No. 7,987,966; 8,757,360; 8,312,986; 8,640,856; 9,090,405; 9,085,419


Specifications & Guidelines

P-Type® ESAC Secondary Cleaner with Enhanced Service Advantage Cartridge

Pole Length Specifications*

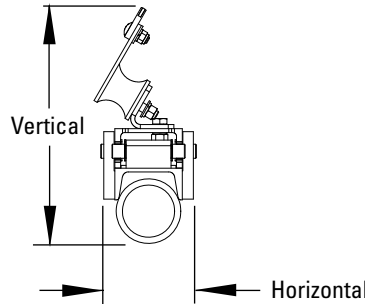
VERSION	CLEANER SIZE		BLADE WIDTH		POLE LENGTH		MAXIMUM CONVEYOR SPAN	
	in.	mm	in.	mm	in.	mm	in.	mm
Single	24	600	24	600	78	1950	66	1650
	30	750	30	750	84	2100	72	1800
	36	900	36	900	90	2250	78	1950
	42	1050	42	1050	96	2400	84	2100
	48	1200	48	1200	102	2550	90	2250
	54	1350	54	1350	108	2700	96	2400
	60	1500	60	1500	114	2850	102	2550
	72	1800	72	1800	126	3150	114	2850
Dual	60	1500	60	1500	120	3000	108	2700
	72	1800	72	1800	132	3300	120	3000
	84	2100	84	2100	144	3600	132	3300
	96	2400	96	2400	156	3900	144	3600
	120	3000	120	3000	180	4500	168	4200

*For special extra long pole length requirements a Pole Extender Kit (#76024) is available that provides 30" (750mm) of extended pole length (137). Pole Diameter - 2-7/8" (73mm)



Clearance Guidelines for Installation

VERSION	HORIZONTAL CLEARANCE REQUIRED		VERTICAL CLEARANCE REQUIRED	
	in.	mm	in.	mm
Single	4-1/2	114	10-1/2	267
Dual	4-1/2	114	12-1/4	311



Aluminum Content

ALUMINUM ALLOY TYPE	PERCENT	
	Mg Magnesium	Ti Titanium
6061	1.0%	0.0%

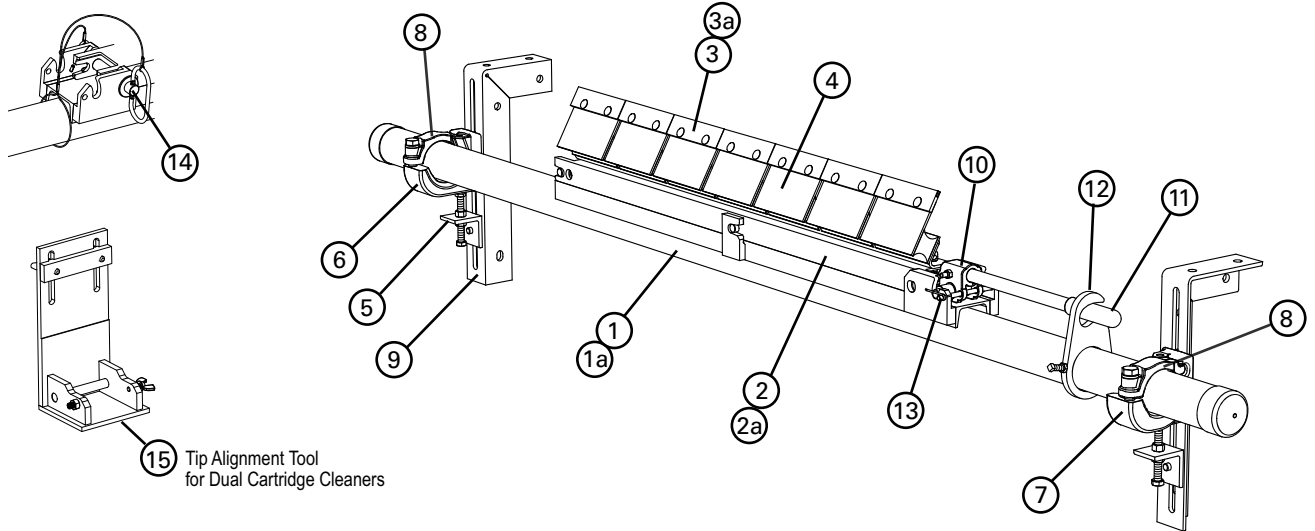
Specifications:

- Maximum Belt Speed 1000 FPM (5M/sec)
- Temperature Rating -30°F to 180°F (-35°C to 82°C)
- Usable Blade Wear Length..... 3/8" (9mm)
- Blade Materials C-Tip: Impact Resistant Tungsten Carbide (works with mechanical fasteners)
V-Tip: Long Life Tungsten Carbide (for vulcanized belts only)
- Available for Belt Widths 24" to 120" (600 to 3000 mm). Other sizes available upon request.
- CEMA Cleaner Rating Class 4

U.S. Patents No. 7,987,966; 8,757,360; 8,312,986; 8,640,856; 9,090,405; 9,085,419

Replacement Parts List

P-Type® ESAC
Secondary Cleaner
with Enhanced Service Advantage Cartridge



Replacement Parts

REF	DESCRIPTION	ORDERING NUMBER	ITEM CODE	WT. LBS.
1	ESAC Cartridge Pole 24"	SACPL-24/600	77887	65.4
	ESAC Cartridge Pole 30"	SACPL-30/750	77888	71.2
	ESAC Cartridge Pole 36"	SACPL-36/900	77889	77.1
	ESAC Cartridge Pole 42"	SACPL-42/1050	77890	82.9
	ESAC Cartridge Pole 48"	SACPL-48/1200	77891	88.8
	ESAC Cartridge Pole 54"	SACPL-54/1350	77892	94.6
	ESAC Cartridge Pole 60"	SACPL-60/1500	77893	100.5
	ESAC Cartridge Pole 72"	SACPL-72/1800	77894	112.2
	ESAC Cartridge Center Pole 60" (Dual)	SACPL2-60/1500	77895	77.3
	ESAC Cartridge Center Pole 72" (Dual)	SACPL2-72/1800	77896	89.5
	ESAC Cartridge Center Pole 84" (Dual)	SACPL2-84/2100	77897	101.8
	ESAC Cartridge Center Pole 96" (Dual)	SACPL2-96/2400	77898	114.1
	ESAC Cartridge Center Pole 120" (Dual)	SACPL2-120/3000	77899	142.3
	1a	Extender Pole (for use with Dual Cartridge Center Pole)	MHP-EP	76392
2	ESAC Cartridge 24"	CART-24/600	77900	3.5
	ESAC Cartridge 30"	CART-30/750	77901	4.3
	ESAC Cartridge 36"	CART-36/900	77902	5.1
	ESAC Cartridge 42"	CART-42/1050	77903	5.9
	ESAC Cartridge 48"	CART-48/1200	77904	6.7
	ESAC Cartridge 54"	CART-54/1350	77905	7.4
	ESAC Cartridge 60"	CART-60/1500	77906	8.4
	ESAC Cartridge 72"	CART-72/1800	77907	10.0
	ESAC Cartridge 60" (Dual)	CART2-60/1500	77908	8.6
	ESAC Cartridge 72" (Dual)	CART2-72/1800	77909	10.2
	ESAC Cartridge 84" (Dual)	CART2-84/2100	77910	11.7
	ESAC Cartridge 96" (Dual)	CART2-96/2400	77911	13.3
	ESAC Cartridge 120" (Dual)	CART2-120/3000	77912	16.8
	2a	ESAC Cartridge P-Type Adapter Plate 24"	PCAP-24/600	77913
ESAC Cartridge P-Type Adapter Plate 30" §		PCAP-30/750	77914	6.1
ESAC Cartridge P-Type Adapter Plate 36" §		PCAP-36/900	77915	7.2
ESAC Cartridge P-Type Adapter Plate 42" §		PCAP-42/1050	77916	8.6
ESAC Cartridge P-Type Adapter Plate 48" §		PCAP-48/1200	77917	9.8
ESAC Cartridge P-Type Adapter Plate 54"		PCAP-54/1350	77918	11.1
ESAC Cartridge P-Type Adapter Plate 60" §		PCAP-60/1500	77919	12.3
	ESAC Cartridge P-Type Adapter Plate 72"	PCAP-72/1800	77920	14.8

REF	DESCRIPTION	ORDERING NUMBER	ITEM CODE	WT. LBS.
3	C-Tip*	ICT6	74535	0.7
3a	P V-Tip* (for vulcanized belts only)	PSA150	73156	1.0
4	P2 C-Tip Cushion*	PHA	73626	2.0
5	Adjusting Bracket Kit* (1 ea.)	PAB	75513	1.5
6	HD Pole Clamp Kit Left* (1 ea.) (incl. item 8)	CCKHDL	79225	8.7
7	HD Pole Clamp Kit Right* (1 ea.) (incl. item 8)	CCKHDR	79229	8.7
8	HD Cradle Clamp Top Strap (1 ea.) for use with L or R HD Pole Clamp Kit	CCKHDTS	79233	1.7
9	Mounting Bracket Kit (1 Right and 1 Left)	EZS2MBK	75666	13.0
-	HD Cradle Clamp Mounting Kit* (incl. 2 items 5; 1 ea. items 6, 7 & 9)	CCMKHD	78920	36.7
10	ESAC Removal Knuckle	SACRKN	77882	3.2
11	ESAC Removal Handle	SACRH	77883	3.0
12	ESAC Handle Lock Plate	SACRHL	77884	1.7
13	Knuckle Retainer Pin	SACKRP	77885	0.2
14	SAC Hitch Pin	SACHP2	77768	0.9
-	ESAC Removal Kit (includes 1 ea. items 10-14)	SACRKT	77886	9.0
15	ESAC Cartridge Tip Alignment Tool (Dual)	SAC2-TIP-TL	77866	2.5

*Hardware Included
 Lead Time: 1 working day

■ Shaded items are made to order.
 Lead time: 15 working days

U.S. Patents No. 7,987,966; 8,757,360; 8,312,986; 8,640,856; 9,090,405; 9,085,419

Product Ordering Information

R-Type® ESAC Secondary Cleaner with Enhanced Service Advantage Cartridge

R-Type ESAC Secondary with C-Tips

CLEANER COMPLETE				
BELT WIDTH		ORDERING NUMBER	ITEM CODE	WT. LBS.
in.	mm			
24	600	RC24-ESAC	77968	133.7
30	750	RC30-ESAC	77969	146.0
36	900	RC36-ESAC	77970	158.4
42	1050	RC42-ESAC	77971	170.7
48	1200	RC48-ESAC	77972	183.0
54	1350	RC54-ESAC	77973	195.3
60	1500	RC60-ESAC	77974	207.8
72	1800	RC72-ESAC	77975	232.4
60	1500	RC60-2ESAC	77976	237.0
72	1800	RC72-2ESAC	77977	259.4
84	2100	RC84-2ESAC	77978	281.8
96	2400	RC96-2ESAC	77979	304.2
120	3000	RC120-2ESAC	77980	354.0

Lead time: 1 working day



R-Type ESAC Single Cartridge



R-Type 2ESAC Dual Cartridge

R-Type ESAC Secondary with V-Tips*

CLEANER COMPLETE				
BELT WIDTH		ORDERING NUMBER	ITEM CODE	WT. LBS.
in.	mm			
24	600	RV24-ESAC	77994	133.7
30	750	RV30-ESAC	77995	146.0
36	900	RV36-ESAC	77996	158.4
42	1050	RV42-ESAC	77997	170.7
48	1200	RV48-ESAC	77998	183.0
54	1350	RV54-ESAC	77999	195.3
60	1500	RV60-ESAC	78000	207.8
72	1800	RV72-ESAC	78001	232.4
60	1500	RV60-2ESAC	78002	237.0
72	1800	RV72-2ESAC	78003	259.4
84	2100	RV84-2ESAC	78004	281.8
96	2400	RV96-2ESAC	78005	304.2
120	3000	RV120-2ESAC	78006	354.0

*NOTE: V-Tips can be used ONLY on vulcanized belts.

Lead time: 1 working day

ORDERING NUMBER	ITEM CODE	WT. LBS.
ICT6	74535	0.7
RSA150	73628	1.3

Lead time: 1 working day

Tips Required Per Cleaner Size

in.	24	30	36	42	48	54	60	72	84	96	120
mm	600	750	900	1050	1200	1350	1500	1800	2100	2400	3000
C-Tips or V-Tips Required	4	5	6	7	8	9	10	12	14	16	20

Shaded items are made to order.

Lead time: 15 working days

Product Notes:

- Patent-pending Enhanced Service Advantage Cartridge™ allows for easy removal in even the dirtiest conditions.
- Pole Length: Belt width plus 54" (1350mm) (single cartridge cleaners); Belt width plus 60" (1500mm) (dual cartridge cleaners).
- Two-way cushions allow cleaning in both directions.
- C-Tips are for mechanically fastened or vulcanized belts. V-Tips are for vulcanized belts only.
- Tensioner mounting brackets included for fast and easy installation.
- Cartridge Removal Kit included for easy removal of the cartridge.

U.S. Patents No. 7,987,966; 8,757,360; 8,312,986; 8,640,856; 9,090,405; 9,085,419

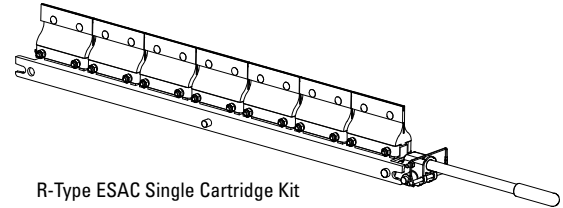
Product Ordering Information

R-Type® ESAC
Secondary Cleaner
 Replacement Cartridge Kits

R-Type ESAC Cartridge Kits with C-Tips

BELT WIDTH		ORDERING NUMBER	ITEM CODE	WT. LBS.
in.	mm			
24	600	R-CARK-C24/600	78098	27.1
30	750	R-CARK-C30/750	78099	32.3
36	900	R-CARK-C36/900	78100	36.4
42	1050	R-CARK-C42/1050	78101	42.6
48	1200	R-CARK-C48/1200	78102	47.7
54	1350	R-CARK-C54/1350	78103	52.9
60	1500	R-CARK-C60/1500	78104	58.2
72	1800	R-CARK-C72/1800	78105	68.5
60	1500	R-CARK2-C60/1500	78114	69.6
72	1800	R-CARK2-C72/1800	78115	74.8
84	2100	R-CARK2-C84/2100	78116	85.2
96	2400	R-CARK2-C96/2400	78117	95.5
120	3000	R-CARK2-C120/3000	78118	116.5

Lead time: 1 working day



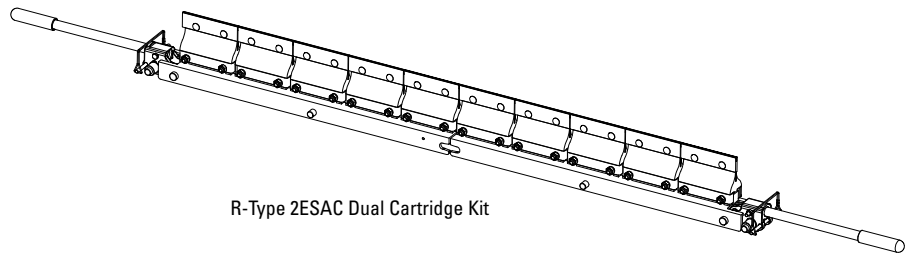
R-Type ESAC Single Cartridge Kit

R-Type ESAC Cartridge Kits with V-Tips*

BELT WIDTH		ORDERING NUMBER	ITEM CODE	WT. LBS.
in.	mm			
24	600	R-CARK-V24/600	78106	27.1
30	750	R-CARK-V30/750	78107	32.3
36	900	R-CARK-V36/900	78108	36.4
42	1050	R-CARK-V42/1050	78109	42.6
48	1200	R-CARK-V48/1200	78110	47.7
54	1350	R-CARK-V54/1350	78111	52.9
60	1500	R-CARK-V60/1500	78112	58.2
72	1800	R-CARK-V72/1800	78113	68.5
60	1500	R-CARK2-V60/1500	78119	69.6
72	1800	R-CARK2-V72/1800	78120	74.8
84	2100	R-CARK2-V84/2100	78121	85.2
96	2400	R-CARK2-V96/2400	78122	95.5
120	3000	R-CARK2-V120/3000	78123	116.5

*NOTE: V-Tips can be used ONLY on vulcanized belts.

Lead time: 1 working day



R-Type 2ESAC Dual Cartridge Kit

Shaded items are made to order.

Lead time: 15 working days

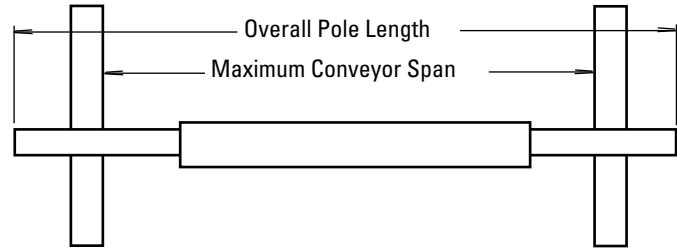
U.S. Patents No. 7,987,966; 8,757,360; 8,312,986; 8,640,856; 9,090,405; 9,085,419

Specifications & Guidelines

R-Type® ESAC Secondary Cleaner with Enhanced Service Advantage Cartridge

Pole Length Specifications*

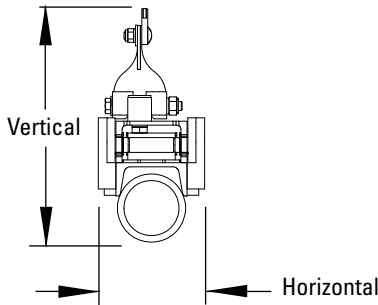
VERSION	CLEANER SIZE		BLADE WIDTH		POLE LENGTH		MAXIMUM CONVEYOR SPAN	
	in.	mm	in.	mm	in.	mm	in.	mm
Single	24	600	24	600	78	1950	66	1650
	30	750	30	750	84	2100	72	1800
	36	900	36	900	90	2250	78	1950
	42	1050	42	1050	96	2400	84	2100
	48	1200	48	1200	102	2550	90	2250
	54	1350	54	1350	108	2700	96	2400
	60	1500	60	1500	114	2850	102	2550
	72	1800	72	1800	126	3150	114	2850
Dual	60	1500	60	1500	120	3000	108	2700
	72	1800	72	1800	132	3300	120	3000
	84	2100	84	2100	144	3600	132	3300
	96	2400	96	2400	156	3900	144	3600
	120	3000	120	3000	180	4500	168	4200



*For special extra long pole length requirements a Pole Extender Kit (#76024) is available that provides 30" (750mm) of extended pole length. (137). Pole Diameter - 2-7/8" (73mm)

Clearance Guidelines for Installation

VERSION	HORIZONTAL CLEARANCE REQUIRED		VERTICAL CLEARANCE REQUIRED	
	in.	mm	in.	mm
Single	4-1/2	114	10	254
Dual	4-1/2	114	11-3/4	298



Aluminum Content

ALUMINUM ALLOY TYPE	PERCENT	
	Mg Magnesium	Ti Titanium
6061	1.0%	0.0%

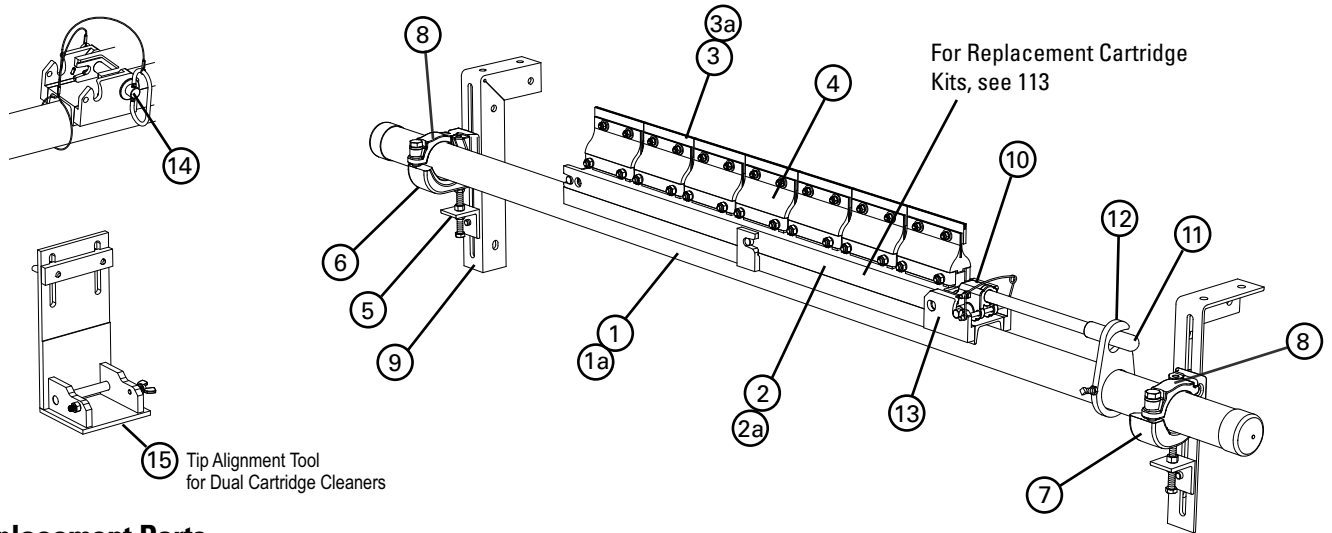
Specifications:

- Maximum Belt Speed 1000 FPM (5M/sec)
- Temperature Rating -30°F to 180°F (-35°C to 82°C)
- Usable Blade Wear Length..... 3/8" (9mm)
- Blade Materials C-Tip: Impact Resistant Tungsten Carbide (works with mechanical fasteners)
V-Tip: Long Life Tungsten Carbide (for vulcanized belts only)
- Available for Belt Widths 24" to 120" (600 to 3000mm). Other sizes available upon request.
- CEMA Cleaner Rating Class 4

U.S. Patents No. 7,987,966; 8,757,360; 8,312,986; 8,640,856; 9,090,405; 9,085,419

Replacement Parts List

R-Type® ESAC Secondary Cleaner with Enhanced Service Advantage Cartridge



Replacement Parts

REF	DESCRIPTION	ORDERING NUMBER	ITEM CODE	WT. LBS.
1	ESAC Cartridge Pole 24"	SACPL-24/600	77887	65.4
	ESAC Cartridge Pole 30"	SACPL-30/750	77888	71.2
	ESAC Cartridge Pole 36"	SACPL-36/900	77889	77.1
	ESAC Cartridge Pole 42"	SACPL-42/1050	77890	82.9
	ESAC Cartridge Pole 48"	SACPL-48/1200	77891	88.8
	ESAC Cartridge Pole 54"	SACPL-54/1350	77892	94.6
	ESAC Cartridge Pole 60"	SACPL-60/1500	77893	100.5
	ESAC Cartridge Pole 72"	SACPL-72/1800	77894	112.2
	ESAC Cartridge Center Pole 60" (Dual)	SACPL2-60/1500	77895	77.3
	ESAC Cartridge Center Pole 72" (Dual)	SACPL2-72/1800	77896	89.5
	ESAC Cartridge Center Pole 84" (Dual)	SACPL2-84/2100	77897	101.8
	ESAC Cartridge Center Pole 96" (Dual)	SACPL2-96/2400	77898	114.1
	ESAC Cartridge Center Pole 120" (Dual)	SACPL2-120/3000	77899	142.3
1a	Extender Pole (for use with Dual Cartridge Center Pole)	MHP-EP	76392	54.0
2	ESAC Cartridge 24"	CART-24/600	77900	3.5
	ESAC Cartridge 30"	CART-30/750	77901	4.3
	ESAC Cartridge 36"	CART-36/900	77902	5.1
	ESAC Cartridge 42"	CART-42/1050	77903	5.9
	ESAC Cartridge 48"	CART-48/1200	77904	6.7
	ESAC Cartridge 54"	CART-54/1350	77905	7.4
	ESAC Cartridge 60"	CART-60/1500	77906	8.4
	ESAC Cartridge 72"	CART-72/1800	77907	10.0
	ESAC Cartridge 60" (Dual)	CART2-60/1500	77908	8.6
	ESAC Cartridge 72" (Dual)	CART2-72/1800	77909	10.2
	ESAC Cartridge 84" (Dual)	CART2-84/2100	77910	11.7
	ESAC Cartridge 96" (Dual)	CART2-96/2400	77911	13.3
	ESAC Cartridge 120" (Dual)	CART2-120/3000	77912	16.8
2a	ESAC Cartridge R-Type Adapter Plate 24"	RCAP-24/600	77921	6.3
	ESAC Cartridge R-Type Adapter Plate 30" §	RCAP-30/750	77922	7.9
	ESAC Cartridge R-Type Adapter Plate 36" §	RCAP-36/900	77923	9.4
	ESAC Cartridge R-Type Adapter Plate 42" §	RCAP-42/1050	77924	11.1
	ESAC Cartridge R-Type Adapter Plate 48" §	RCAP-48/1200	77925	12.6
	ESAC Cartridge R-Type Adapter Plate 54"	RCAP-54/1350	77926	14.2
	ESAC Cartridge R-Type Adapter Plate 60" §	RCAP-60/1500	77927	15.8
	ESAC Cartridge R-Type Adapter Plate 72"	RCAP-72/1800	77928	19.0

REF	DESCRIPTION	ORDERING NUMBER	ITEM CODE	WT. LBS.
3	C-Tip*	ICT6	74535	0.7
3a	R V-Tip* (for vulcanized belts only)	RSA150	73628	1.3
4	R2 C-Tip Cushion*	RSA	76249	2.0
5	Adjusting Bracket Kit* (1 ea.)	PAB	75513	1.5
6	HD Pole Clamp Kit Left* (1 ea.) (incl. item 8)	CCKHDL	79225	8.7
7	HD Pole Clamp Kit Right* (1 ea.) (incl. item 8)	CCKHDR	79229	8.7
8	HD Cradle Clamp Top Strap (1 ea.) for use with L or R HD Pole Clamp Kit	CCKHDT5	79233	1.7
9	Mounting Bracket Kit (1 Right and 1 Left)	EZS2MBK	75666	13.0
-	HD Cradle Clamp Mounting Kit* (incl. 2 items 5; 1 ea. items 6, 7 & 9)	CCMKHD	78920	36.7
10	ESAC Removal Knuckle	SACRKN	77882	3.2
11	ESAC Removal Handle	SACRH	77883	3.0
12	ESAC Handle Lock Plate	SACRHL	77884	1.7
13	Knuckle Retainer Pin	SACKRP	77885	0.2
14	SAC Hitch Pin	SACHP2	77768	0.9
-	ESAC Removal Kit (includes 1 ea. items 10-14)	SACRKT	77886	9.0
15	ESAC Cartridge Tip Alignment Tool (Dual)	SAC2-TIP-TL	77866	2.5

*Hardware Included
Lead Time: 1 working day

Shaded items are made to order.
Lead time: 15 working days

§ If using a dual cartridge, please take the cleaner size and divide by two. That dimension is the size of the brackets needed for conversion to a P-Type cleaner.

U.S. Patents No. 7,987,966; 8,757,360; 8,312,986; 8,640,856; 9,090,405; 9,085,419


Product Ordering Information

MHS ESAC HD Secondary Cleaner with Enhanced Service Advantage Cartridge

MHS ESAC Secondary with C-Tips

BELT WIDTH		ORDERING NUMBER	ITEM CODE	WT. LBS.
in.	mm			
24	600	MHS-24-ESAC	77840	195.0
30	750	MHS-30-ESAC	77841	206.5
36	900	MHS-36-ESAC	77842	218.5
42	1050	MHS-42-ESAC	77843	230.1
48	1200	MHS-48-ESAC	77844	241.6
54	1350	MHS-54-ESAC	77845	253.2
60	1500	MHS-60-ESAC	77846	264.9
72	1800	MHS-72-ESAC	77847	288.4
60	1500	MHS-60-2ESAC	77848	309.1
72	1800	MHS-72-2ESAC	77849	332.9
84	2100	MHS-84-2ESAC	77850	356.6
96	2400	MHS-96-2ESAC	77851	381.1
120	3000	MHS-120-2ESAC	77852	432.5

Lead time: 1 working day



MHS ESAC Single Cartridge

MHS 2ESAC Dual Cartridge

MHS ESAC Secondary with V-Tips

BELT WIDTH		ORDERING NUMBER	ITEM CODE	WT. LBS.
in.	mm			
24	600	MHS-24V-ESAC	77853	195.0
30	750	MHS-30V-ESAC	77854	206.5
36	900	MHS-36V-ESAC	77855	218.5
42	1050	MHS-42V-ESAC	77856	230.1
48	1200	MHS-48V-ESAC	77857	241.6
54	1350	MHS-54V-ESAC	77858	253.2
60	1500	MHS-60V-ESAC	77859	264.9
72	1800	MHS-72V-ESAC	77860	288.4
60	1500	MHS-60V-2ESAC	77861	309.1
72	1800	MHS-72V-2ESAC	77862	332.9
84	2100	MHS-84V-2ESAC	77863	356.6
96	2400	MHS-96V-2ESAC	77864	381.1
120	3000	MHS-120V-2ESAC	77865	432.5

*NOTE: V-Tips can be used ONLY on vulcanized belts.

Lead time: 1 working day

Replacement Tips

ORDERING NUMBER	ITEM CODE	WT. LBS.
ICT6	74535	0.7
RSA150	73628	1.3

Lead time: 1 working day

Replacement Shields

ORDERING NUMBER	ITEM CODE	WT. LBS.
PFS-ESAC	79073	.5
PFRS	76622	.4

Lead time: 1 working day

Tips Required per Cleaner Size

in.	24	30	36	42	48	54	60	72	84	96	120
mm	600	750	900	1050	1200	1350	1500	1800	2100	2400	3000
C-Tips or V-Tips Required	4	5	6	7	8	9	10	12	14	16	20

Shaded items are made to order.

Lead time: 15 working days

Product Notes:

- Patent-pending Enhanced Service Advantage Cartridge™ allows for easy removal in even the dirtiest conditions.
- Heavy-duty design to deliver maximum cleaning efficiency on the most demanding, abusive beltlines.
- Pole Length: Belt width plus 54" (1350mm) (single cartridge cleaners); Belt width plus 60" (1500mm) (dual cartridge cleaners).
- Patented PowerFlex™ cushion design to maintain continuous blade-to-belt contact and quick relief from passing mechanical splices.
- C-Tips are for mechanically fastened or vulcanized belts. V-Tips are for vulcanized belts only.
- Visual Blade Tension Check: Measure the tension spring and refer to Spring Length Chart on mounting base for the correct length for best cleaning performance.
- Tensioner mounting brackets included for fast and easy installation.
- Cartridge Removal Kit included for easy removal of the cartridge.

U.S. Patents No. 7,987,966; 8,757,360; 8,312,986; 8,640,856; 9,090,405; 9,085,419

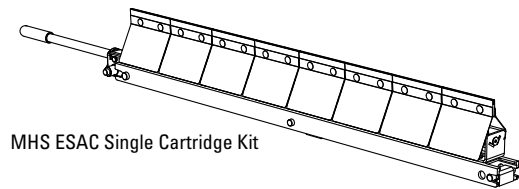
Product Ordering Information

MHS ESAC HD Secondary Cleaner Replacement Cartridge Kits

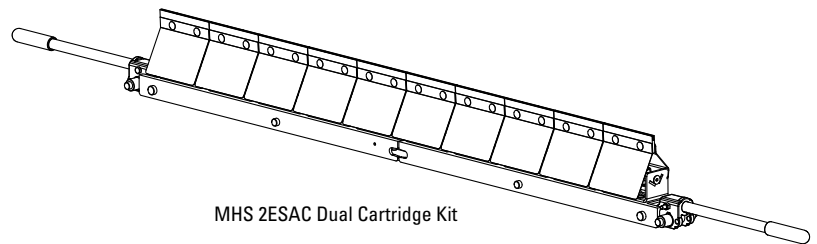
MHS ESAC Cartridge Kits with C-Tips

BELT WIDTH		ORDERING NUMBER	ITEM CODE	WT. LBS.
in.	mm			
24	600	MHS-CARK-C24/600	77929	29.4
30	750	MHS-CARK-C30/750	77930	35.1
36	900	MHS-CARK-C36/900	77931	40.8
42	1050	MHS-CARK-C42/1050	77932	46.5
48	1200	MHS-CARK-C48/1200	77933	52.3
54	1350	MHS-CARK-C54/1350	77934	58.0
60	1500	MHS-CARK-C60/1500	77935	63.8
72	1800	MHS-CARK-C72/1800	77936	75.3
60	1500	MHS-CARK2-C60/1500	77945	70.2
72	1800	MHS-CARK2-C72/1800	77946	81.6
84	2100	MHS-CARK2-C84/2100	77947	93.1
96	2400	MHS-CARK2-C96/2400	77948	104.5
120	3000	MHS-CARK2-C120/3000	77949	127.7

Lead time: 1 working day



MHS ESAC Single Cartridge Kit



MHS 2ESAC Dual Cartridge Kit

MHS ESAC Cartridge Kits with V-Tips

BELT WIDTH		ORDERING NUMBER	ITEM CODE	WT. LBS.
in.	mm			
24	600	MHS-CARK-V24/600	77937	29.4
30	750	MHS-CARK-V30/750	77938	35.1
36	900	MHS-CARK-V36/900	77939	40.8
42	1050	MHS-CARK-V42/1050	77940	46.5
48	1200	MHS-CARK-V48/1200	77941	52.3
54	1350	MHS-CARK-V54/1350	77942	58.0
60	1500	MHS-CARK-V60/1500	77943	63.8
72	1800	MHS-CARK-V72/1800	77944	75.3
60	1500	MHS-CARK2-V60/1500	77950	70.2
72	1800	MHS-CARK2-V72/1800	77951	81.6
84	2100	MHS-CARK2-V84/2100	77952	93.1
96	2400	MHS-CARK2-V96/2400	77953	104.5
120	3000	MHS-CARK2-V120/3000	77954	127.7

*NOTE: V-Tips can be used ONLY on vulcanized belts.

Lead time: 1 working day

Shaded items are made to order.

Lead time: 15 working days

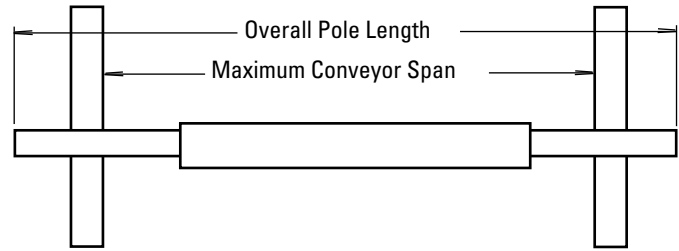
U.S. Patents No. 7,987,966; 8,757,360; 8,312,986; 8,640,856; 9,090,405; 9,085,419

Specifications & Guidelines

MHS ESAC
HD Secondary Cleaner
with Enhanced Service Advantage Cartridge

Pole Length Specifications*

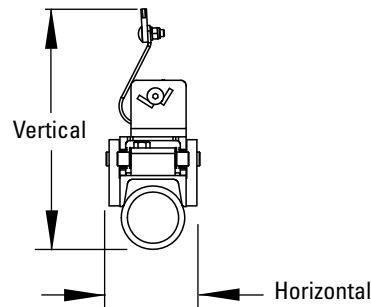
VERSION	CLEANER SIZE		BLADE WIDTH		POLE LENGTH		MAXIMUM CONVEYOR SPAN	
	in.	mm	in.	mm	in.	mm	in.	mm
Single	24	600	24	600	78	1950	66	1650
	30	750	30	750	84	2100	72	1800
	36	900	36	900	90	2250	78	1950
	42	1050	42	1050	96	2400	84	2100
	48	1200	48	1200	102	2550	90	2250
	54	1350	54	1350	108	2700	96	2400
	60	1500	60	1500	114	2850	102	2550
	72	1800	72	1800	126	3150	114	2850
Dual	60	1500	60	1500	120	3000	108	2700
	72	1800	72	1800	132	3300	120	3000
	84	2100	84	2100	144	3600	132	3300
	96	2400	96	2400	156	3900	144	3600
	120	3000	120	3000	180	4500	168	4200



*For special extra long pole length requirements a Pole Extender Kit (#76024) is available that provides 30" (750mm) of extended pole length. (137). Pole Diameter – 2-7/8" (73mm)

Clearance Guidelines for Installation

VERSION	HORIZONTAL CLEARANCE REQUIRED		VERTICAL CLEARANCE REQUIRED	
	in.	mm	in.	mm
Single	4-1/2	114	11	279
Dual	4-1/2	114	12-1/2	318

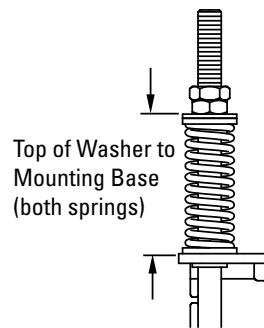


Aluminum Content

ALUMINUM ALLOY TYPE	PERCENT	
	Mg Magnesium	Ti Titanium
6061	1.0%	0.0%

Spring Length Chart for CST Spring Tensioner

BLADE WIDTH	WHITE SPRING	SILVER SPRING	BLACK SPRING	GOLD SPRING
24"	3 1/8"	3 7/8"	N/A	N/A
30"	2 7/8"	3 3/4"	N/A	N/A
36"	N/A	3 3/4"	3 7/8"	N/A
42"	N/A	3 5/8"	3 3/4"	N/A
48"	N/A	3 1/2"	3 5/8"	N/A
54"	N/A	3 3/8"	3 5/8"	N/A
60"	N/A	3 1/4"	3 1/2"	4"
72"	N/A	N/A	3 3/8"	4"
84"	N/A	N/A	3 1/8"	3 7/8"
96"	N/A	N/A	N/A	3 7/8"
120"	N/A	N/A	N/A	3 5/8"



Shading indicates preferred spring option

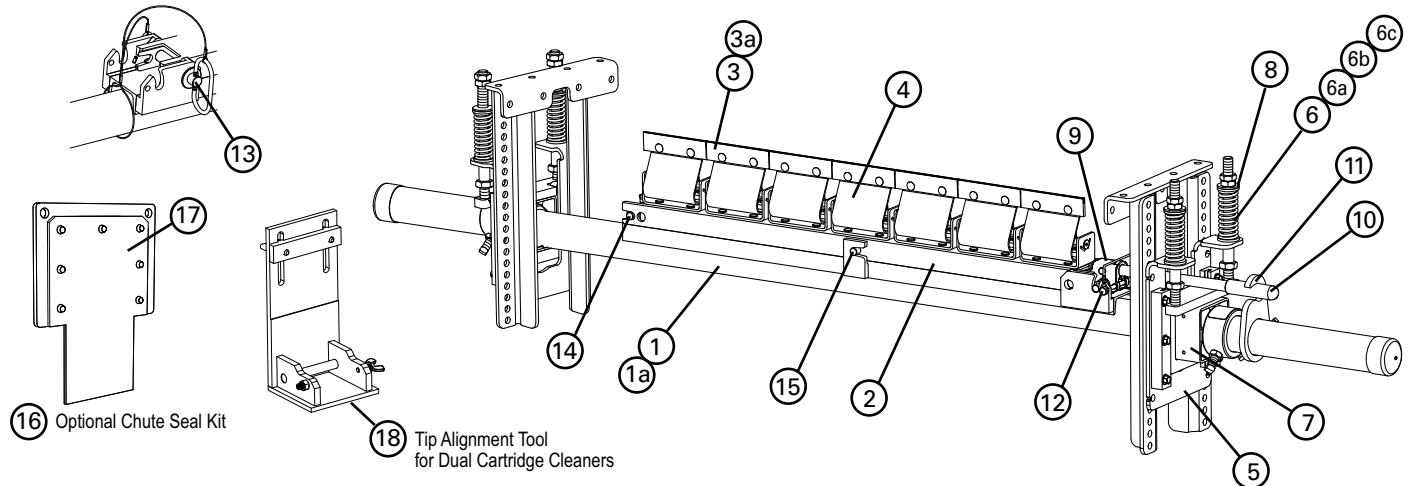
Specifications:

- Maximum Belt Speed 1200 FPM (6M/sec)
- Temperature Rating -30°F to 180°F (-35°C to 82°C)
- Usable Blade Wear Length..... 3/8" (9mm)
- Blade Materials C-Tip: Impact Resistant Tungsten Carbide (works with mechanical fasteners)
V-Tip: Long Life Tungsten Carbide (for vulcanized belts only)
- Available for Belt Widths 24" to 120" (600 to 3000 mm). Other sizes available upon request.
- CEMA Cleaner Rating Class 5

U.S. Patents No. 7,987,966; 8,757,360; 8,312,986; 8,640,856; 9,090,405; 9,085,419

Replacement Parts List

MHS ESAC HD Secondary Cleaner with Enhanced Service Advantage Cartridge



REF	DESCRIPTION	ORDERING NUMBER	ITEM CODE	WT. LBS.
1	ESAC Cartridge Pole 24"	SACPL-24/600	77887	65.4
	ESAC Cartridge Pole 30"	SACPL-30/750	77888	71.2
	ESAC Cartridge Pole 36"	SACPL-36/900	77889	77.1
	ESAC Cartridge Pole 42"	SACPL-42/1050	77890	82.9
	ESAC Cartridge Pole 48"	SACPL-48/1200	77891	88.8
	ESAC Cartridge Pole 54"	SACPL-54/1350	77892	94.6
	ESAC Cartridge Pole 60"	SACPL-60/1500	77893	100.5
	ESAC Cartridge Pole 72"	SACPL-72/1800	77894	112.2
	ESAC Cartridge Center Pole 60" (Dual)	SACPL2-60/1500	77895	77.3
	ESAC Cartridge Center Pole 72" (Dual)	SACPL2-72/1800	77896	89.5
	ESAC Cartridge Center Pole 84" (Dual)	SACPL2-84/2100	77897	101.8
	ESAC Cartridge Center Pole 96" (Dual)	SACPL2-96/2400	77898	114.1
	ESAC Cartridge Center Pole 120" (Dual)	SACPL2-120/3000	77899	142.3
1a	Extender Pole (for use with Dual Cartridge Center Pole)	MHP-EP	76392	54.0
2	ESAC Cartridge 24"	CART-24/600	77900	3.5
	ESAC Cartridge 30"	CART-30/750	77901	4.3
	ESAC Cartridge 36"	CART-36/900	77902	5.1
	ESAC Cartridge 42"	CART-42/1050	77903	5.9
	ESAC Cartridge 48"	CART-48/1200	77904	6.7
	ESAC Cartridge 54"	CART-54/1350	77905	7.4
	ESAC Cartridge 60"	CART-60/1500	77906	8.4
	ESAC Cartridge 72"	CART-72/1800	77907	10.0
	ESAC Cartridge 60" (Dual)	CART2-60/1500	77908	8.6
	ESAC Cartridge 72" (Dual)	CART2-72/1800	77909	10.2
	ESAC Cartridge 84" (Dual)	CART2-84/2100	77910	11.7
ESAC Cartridge 96" (Dual)	CART2-96/2400	77911	13.3	
ESAC Cartridge 120" (Dual)	CART2-120/3000	77912	16.8	
3	C-Tip*	ICT6	74535	0.7
3a	V-Tip* (for vulcanized belts only)	RSA150	73628	1.3
4	PowerFlex™ Cushion*	PFC	75927	4.2
5	CST HD Mounting Base Kit*	CSTHDMK	77871	8.5
6	CST Spring - White (1 ea.) for belts 18"-30" (450-750 mm)	CTS-W	77742	0.5
6a	CST Spring - Silver (1 ea.) for belts 36"-48" (900-1200 mm)	CTS-S	77743	0.5
6b	CST Spring - Black (1 ea.) for belts 54"-84" (1350-2100 mm)	CTS-B	77744	0.6
6c	CST Spring - Gold (1 ea.) for belts 96"-120" (2400-3000 mm)	CTS-G	77745	0.8

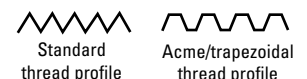
REF	DESCRIPTION	ORDERING NUMBER	ITEM CODE	WT. LBS.
7	CST HD Torsion Pole Mount* (1 ea.)	CSTHDPM	77869	16.4
8	CST Bushing Kit (includes 4 bushings)	CSTBK	77037	0.1
-	CST HD Cartridge Tensioner - White (incl. 1 ea. item 5, 7, 8 and 2 ea. item 6) for belts 18"-30" (450-750 mm)	CST1HD-W	77872	30.1
-	CST HD Cartridge Tensioner - Silver (incl. 1 ea. item 5, 7, 8 and 2 ea. item 6a) for belts 36"-48" (900-1200 mm)	CST1HD-S	77873	30.1
-	CST HD Cartridge Tensioner - Black (includes 1 ea. item 5, 7, 8 and 2 ea. item 6b) for belts 54"-84" (1350-2100 mm)	CST1HD-B	77874	30.1
-	CST HD Cartridge Tensioner - Gold (includes 1 ea. item 5, 7, 8 and 2 ea. item 6c) for belts 96"-120" (2400-3000 mm)	CST1HD-G	77875	30.7
9	ESAC Removal Knuckle	SACRKN	77882	3.2
10	ESAC Removal Handle	SACRH	77883	3.0
11	ESAC Handle Lock Plate	SACRHL	77884	1.7
12	Knuckle Retainer Pin	SACKRP	77885	0.2
13	SAC Hitch Pin	SACHP2	77768	0.9
14	Flexible End Pin	FLXEP	91431	1.0
15	Flexible Center Pin	FLXCP	91430	1.0
-	ESAC Removal Kit (includes 1 ea. item 10, 11, 12, 13, 14)	SACRKT	77886	9.0
16	ESAC Chute Seal Kit	SACSK	77052	3.9
17	ESAC Chute Seal Replacement Cover	SACSRC	77065	0.5
18	ESAC Cartridge Tip Alignment Tool (Dual)	SAC2-TIP-TL	77866	2.5

Legacy Replacement Parts for Tensioners shipped prior to Dec. 31, 2014*

REF	DESCRIPTION	ORDERING NUMBER	ITEM CODE	WT. LBS.
L1	SST Adj Rod Kit* (incl. 1 rod, 2 nuts, 2 bushings, 1 washer) for belts 18"-60" (450-1500 mm)	STAK	75847	2.9
L2	SST HD Adj Rod Kit* (incl. 1 rod, 2 nuts, 2 HD bushings, 1 washer) for belts 72"-84" (1800-2100 mm)	STAKHD	75892	3.0
L3	Legacy SST Hat Channel Kit	SSTHK	79070	1.5

*Hardware Included Lead Time: 1 working day

*Verify if legacy parts are needed by looking at threaded rod. If it has standard threads, use legacy parts. If it has flat/acme threads, choose from regular replacement parts.



Shaded items are made to order. Lead time: 15 working days

U.S. Patents No. 7,987,966; 8,757,360; 8,312,986; 8,640,856; 9,090,405; 9,085,419

Product Ordering Information

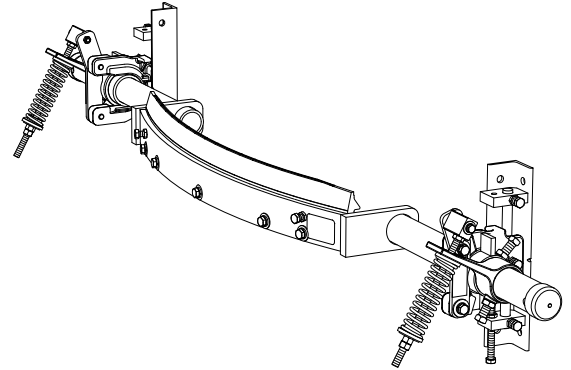
U-Type® Secondary Cleaner with USTensioner (Mild Steel)

U-Type® with C-Blade (Impact-Resistant Tungsten Carbide)*

CLEANER COMPLETE					REPLACEMENT C-BLADE		
BELT WIDTH		ORDERING NUMBER	ITEM CODE	WT. LBS.	ORDERING NUMBER	ITEM CODE	WT. LBS.
in.	mm						
18	450	UTC18	76712	100.0	URCB18/450	76748	5.0
24	600	UTC24	76713	106.7	URCB24/600	76749	6.7
30	750	UTC30	76714	114.4	URCB30/750	76750	8.4
36	900	UTC36	76715	120.1	URCB36/900	76751	10.1
42	1050	UTC42	76716	126.7	URCB42/1050	76752	11.7
48	1200	UTC48	76717	134.5	URCB48/1200	76753	13.5
54	1350	UTC54	76718	141.0	URCB54/1350	76754	15.0
60	1500	UTC60	76719	148.8	URCB60/1500	76755	16.8
72	1800	UTC72	76720	225.2	URCB72/1800	76756	20.2
84	2100	UTC84	76721	241.5	URCB84/2100	76757	23.5

*NOTE: C-Blades can be used on Flexco® Solid Plate, mechanically fastened and vulcanized belts.

Lead time: 1 working day



U-Type® with F-Blade (Polyurethane)*

CLEANER COMPLETE					REPLACEMENT F-BLADE		
BELT WIDTH		ORDERING NUMBER	ITEM CODE	WT. LBS.	ORDERING NUMBER	ITEM CODE	WT. LBS.
in.	mm						
18	450	UTF18	76724	84.4	UFB18	74448	3.0
24	600	UTF24	76725	90.8	UFB24	74449	4.0
30	750	UTF30	76726	96.6	UFB30	74450	5.0
36	900	UTF36	76727	102.4	UFB36	74451	6.0
42	1050	UTF42	76728	108.0	UFB42	74452	7.0
48	1200	UTF48	76729	114.1	UFB48	74453	8.0
54	1350	UTF54	76730	119.5	UFB54	74454	9.0
60	1500	UTF60	76731	125.4	UFB60	74455	10.0
72	1800	UTF72	76732	157.5	UFB72	74456	12.0
84	2100	UTF84	76733	172.4	UFB84	74460	14.0

*NOTE: F-Blades (Polyurethane) can be used on mechanically spliced belts and vulcanized belts.

Lead time: 1 working day

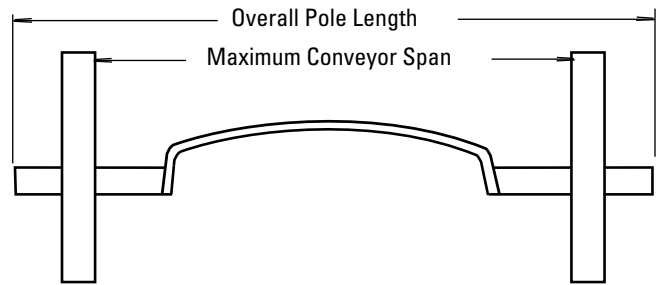
U.S. Patent No. 7,950,519

Specifications & Guidelines

Pole Length Specifications

CLEANER SIZE		POLE LENGTH		MAXIMUM CONVEYOR SPAN	
in.	mm	in.	mm	in.	mm
18	450	64	1600	54	1350
24	600	70	1750	60	1500
30	750	76	1900	66	1650
36	900	82	2050	72	1800
42	1050	88	2200	78	1950
48	1200	94	2350	84	2100
54	1350	100	2500	90	2250
60	1500	106	2650	96	2400
72	1800	124	3100	114	2850
84	2100	136	3400	126	3150

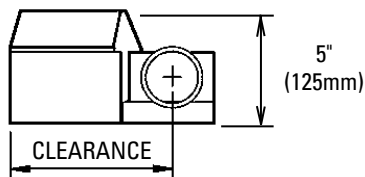
Pole Diameter - 18" to 60" cleaners: 2-3/8" (60mm)
Pole Diameter - 72" to 84" cleaners: 2-7/8" (75mm)



Clearance Guidelines For Installation

Cleaner Clearance Requirements

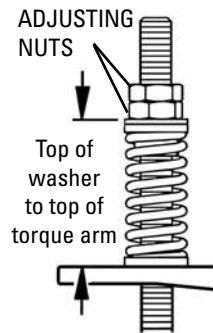
U Cleaner Size		Clearance	
in.	mm	in.	mm
18"	450	6	155
24"	600	7	180
30"	750	8	205
36"	900	8	205
42"	1050	9 1/4	235
48"	1200	10 1/2	270
54"	1350	10 3/4	275
60"	1500	10 3/4	275
72"	1800	10 3/4	275
84"	2100	10 3/4	275
96"	2400	10 3/4	275



Spring Length Chart

(For Cleaners with UST Tensioners)

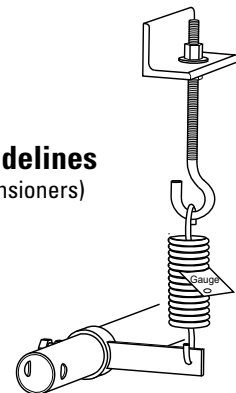
Spring Length Chart (for Cleaners with UST Tensioners)							
Blade Width		Purple Spring		Silver Spring		White Spring	
in.	mm	in.	mm	in.	mm	in.	mm
18	450	5 5/8	143	N/A	N/A	N/A	N/A
24	600	5 1/4	133	6	152	N/A	N/A
30	750	4 5/8	117	5 3/4	146	6 1/8	156
36	900	4 1/4	108	5 5/8	143	6	152
42	1050	N/A	N/A	5 1/4	133	5 3/4	146
48	1200	N/A	N/A	4 7/8	124	5 1/2	140
54	1350	N/A	N/A	4 5/8	117	5 3/8	137
60	1500	N/A	N/A	N/A	N/A	5 1/4	133
72	1800	N/A	N/A	N/A	N/A	4 7/8	124
84	2100	N/A	N/A	N/A	N/A	4 5/8	117



Spring Tensioner Guidelines

(For Cleaners with J-Bolt Tensioners)

- Spring gap = .030" (.7mm)
- * Gauge provided



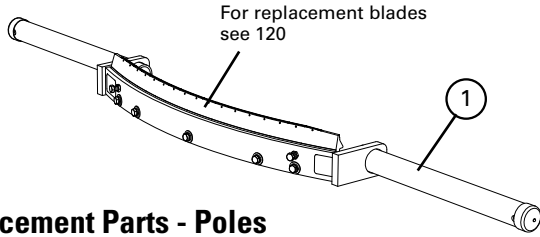
Specifications:

- Maximum Belt Speed1300 FPM (6.6M/sec); F-Blade - 1000 FPM (5M/sec)
- Temperature Rating-30°F to 180°F (-35°C to 82°C)
- Usable Blade Wear Length.....C-Blade – 3/8" (9mm); F-Blade – 1 3/4" (44mm)
- Available for Belt Widths18" to 84" (450 to 2100mm). Other sizes available upon request.
- CEMA Cleaner RatingClass 5

U.S. Patent No. 7,950,519

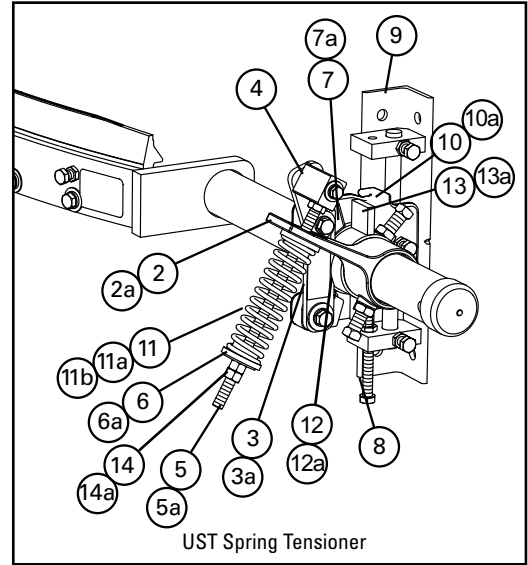
Replacement Parts List

U-Type® Secondary Cleaner with UST Tensioner



Replacement Parts - Poles

REF	DESCRIPTION	ORDERING NUMBER	ITEM CODE	WT. LBS.
1	18" (450mm) Pole	USP18/450	76772	45.0
	24" (600mm) Pole	USP24/600	76773	50.0
	30" (750mm) Pole	USP30/750	76774	56.0
	36" (900mm) Pole	USP36/900	76775	60.0
	42" (1050mm) Pole	USP42/1050	76776	65.0
	48" (1200mm) Pole	USP48/1200	76777	71.0
	54" (1350mm) Pole	USP54/1350	76778	76.0
	60" (1500mm) Pole	USP60/1500	76779	82.0
	72" (1800mm) Pole	USP72/1800	76780	125.0
84" (2100mm) Pole	USP84/2100	76781	138.0	



UST Spring Tensioner

Replacement Parts - UST Tensioner

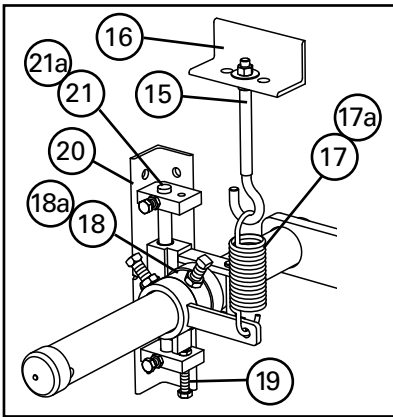
REF	DESCRIPTION	ORDERING NUMBER	ITEM CODE	WT. LBS.
2	Torque Arm Kit* (1 ea.) †Δ	ESTAK-EST	76406	3.6
2a	Torque Arm Kit HD* (1 ea.) §	PSTA	75896	11.4
3	Pivot Shaft Bracket Kit* (1 ea.) †Δ	UPSBK	76784	1.7
3a	Pivot Shaft Bracket Kit HD* (1 ea.) §	QMTPSBK	76099	4.3
4	Pivot Block Kit* (1 ea.) †Δ	UPBK	76785	1.0
5	Pivot Rod Kit* (1 ea.) †Δ	ESPRK	76409	1.2
5a	Pivot Rod Kit HD* (1 ea.) §	QMTPAK	76096	4.3
6	Bushing Kit (incl. 2 bushings) †Δ	ESBK-PS	76410	0.1
6a	Bushing Kit HD (incl. 2 bushings) §	QMTBK-W	76098	0.1
7	Standard Pole Bearing (1 ea.) †Δ	USPB2	79206	0.1
7a	HD Pole Bearing (1 ea.) §	UHPP2	79207	0.2
8	Adjusting Bolt Kit (1 ea.) (incl. locknut)	ABU	76788	0.2
9	Mounting Bracket Kit* (1 ea.)	UMBK	76789	9.7
10	Slide Plate Kit* (1 ea.) †Δ	USPK	76790	4.6
10a	HD Slide Plate Kit* (1 ea.) §	UHSPK	76791	5.2
11	Tension Spring - Purple (1 ea.) †	QMTS-P	75845	0.6
11a	Tension Spring - Silver (1 ea.) Δ	ESS-S	76412	1.2
11b	Tension Spring - White (1 ea.) §	PSTS-W	75898	1.7
12	UST Stop Collar Retrofit Kit* †Δ	USTSCK	79202	5.0
12a	HD UST Stop Collar Retrofit Kit* §	USTSCKHD	79204	7.4
13	Stop Collar*	USTSC	79299	1.5
13a	HD Stop Collar*	USTSCHD	79300	2.0
14	Jam Nut Kit UST	JNK-F	79896	0.3
14a	Jam Nut Kit USTHD	JNK-C	79893	0.3
-	UST Spring Tensioner* - Purple † (incl. 1 ea. items 2, 3, 4, 5, 6, 8, 9, 10, 11)	UST-P	76794	25.0
-	UST Spring Tensioner* - Silver Δ (incl. 1 ea. items 2, 3, 4, 5, 6, 8, 9, 10, 11a)	UST-S	77757	25.0
-	UST Spring Tensioner* - White § (incl. 1 ea. items 2a, 3a, 4, 5a, 6a, 8, 9, 10a, 11b)	UST-W	76795	40.0
-	Standard Mounting Kit* (incl. 1 ea. items 8, 9, 10) † Δ (for blade widths 18" - 60" (450 - 1500mm))	USMK	76792	14.6
-	HD Mounting Kit* (incl. 1 ea. items 8, 9, 10a) § (for blade widths 72" - 96" (1800 - 2400mm))	UHMK	76793	15.5

*Hardware included

† Standard components for blade widths 18"-42" (450-1050mm)

Δ Standard components for blade widths 48"-60" (1200-1500mm)

§ HD components for blade widths 72"-84" (1800-2100mm)



For use in changing UST Spring Tensioner to a J-Bolt Tensioner

Replacement Parts - J-bolt Tensioner

REF	DESCRIPTION	ORDERING NUMBER	ITEM CODE	WT. LBS.
15	J-Bolt (incl. locknut & washer)	STJK	74417	0.7
16	J-Bolt Mount (1 ea.)	STJM	74775	3.0
17	Tension Spring (1 ea.) †	STTS	74419	1.4
17a	HD Tension Spring (1 ea.) §	HDT S	74502	2.0
18	Stop Collar †	USTSC	79299	1.5
18a	HD Stop Collar §	USTSCHD	79300	2.0
19	Adjusting Bolt Kit (1 ea.) (incl. locknut)	ABU	76788	0.2
20	Mounting Bracket Kit* (1 ea.)	UMBK	76789	9.7
21	Slide Plate Kit* (1 ea.) †Δ	USPK	76790	4.6
21a	HD Slide Plate Kit* (1 ea.) §	UHSPK	76791	5.2
-	J-Bolt Conversion Kit † (Optional) (incl. 2 ea. items 15, 16, 17, 18)	UBTK	76977	4.7
-	HD J-Bolt Conversion Kit § (Optional) (incl. 2 ea. items 15, 16, 17a, 18a)	UHDBTK	76978	5.2
-	Standard Mounting Kit* (incl. 1 ea. items 8, 9, 10) † Δ (for blade widths 18" - 60" (450 - 1500mm))	USMK	76792	14.6
-	HD Mounting Kit* (incl. 1 ea. items 8, 9, 10a) § (for blade widths 72" - 84" (1800 - 2100mm))	UHMK	76793	15.5
-	18-60" J-Bolt Complete Tension Kit (incl. 2 ea. 15, 16, 17, 18, 19, 20, 21)†	MMKU	77324	19.3
-	64" + J-Bolt Complete Tension Kit (incl. 2 ea. 15a, 16, 17a, 18a, 19, 20, 21a)§	MMKUHD	77327	20.7

U.S. Patent No. 7,950,519

Product Ordering Information

MDWS Secondary Cleaner DryWipe for Removing Water

MDWS Secondary Belt Cleaner

BELT WIDTH		ORDERING NUMBER	ITEM CODE	WT. LBS.
in.	mm			
24	600	MDWS-24	75868	115.1
30	750	MDWS-30	75869	122.8
36	900	MDWS-36	75870	127.8
42	1050	MDWS-42	75871	138.3
48	1200	MDWS-48	75872	146.8
54	1350	MDWS-54	75873	154.5
60	1500	MDWS-60	75874	162.2
72	1800	MDWS-72	75875	177.7
84	2100	MDWS-84	76806	193.2
96	2400	MDWS-96	79063	208.7

Lead time: 1 working day



MDWS Secondary Belt Cleaner with SAT2 Tensioner

BELT WIDTH		ORDERING NUMBER	ITEM CODE	WT. LBS.
in.	mm			
24	600	MDWS-24P	78745	115.1
30	750	MDWS-30P	78746	122.8
36	900	MDWS-36P	78747	127.8
42	1050	MDWS-42P	78748	138.3
48	1200	MDWS-48P	78749	146.8
54	1350	MDWS-54P	78750	154.5
60	1500	MDWS-60P	78751	162.2
72	1800	MDWS-72P	78752	177.7
84	2100	MDWS-84P	78753	193.2
96	2400	MDWS-96P	79064	208.7

Lead time: 1 working day



Replacement ConShear™ DW Blades (Color Identification: Black)

BELT WIDTH		ORDERING NUMBER	ITEM CODE	WT. LBS.
in.	mm			
24	600	CDWB24	75884	12.8
30	750	CDWB30	75885	15.5
36	900	CDWB36	75886	18.3
42	1050	CDWB42	75887	21.0
48	1200	CDWB48	75888	23.8
54	1350	CDWB54	75889	26.5
60	1500	CDWB60	75890	29.2
72	1800	CDWB72	75891	34.7
84	2100	CDWB84	76942	40.5
96	2400	CDWB96	79062	46.3

Actual blade width is belt width + 4".

ConShear DW Blades are black for easy identification.

Lead time: 1 working day

Product Notes:

- The ConShear™ "DryWipe" (DW) Blade is excellent for removing water from the belt. Use as the final cleaner in a cleaning system.
- Actual blade width is belt width plus 4" (100mm). The extra length ensures the water is removed from the belt.
- Pole Length: Belt width plus 60" (1500mm) for cleaners up to 60" (1500mm), belt width plus 54" (1350mm) for cleaners over 60" (1500mm). For longer requirements, see Accessories – Pole Extender Kit (137).
- Visual Blade Tension Check: Measure the tension spring and refer to the Spring Length Chart on mounting base for the correct length for best cleaning performance.
- To make cleaner installation easier and quicker, see Optional Mounting Kits (137).

Optional Mounting Kits

DESCRIPTION	ORDERING NUMBER	ITEM CODE	WT. LBS.
Standard Mounting Bracket Kit *	SSTSMB	76071	34.3
Long Mounting Bracket Kit *	SSTLMB	76072	43.5
Optional Top Angle Kit *	SSTOTA	76073	10.5

*Hardware Included

Lead time: 1 working day

U.S. Patent No. D482,508S

Product Ordering Information

Line Connections for Portable Air Tensioner

Air Tanks

ORDERING NUMBER	ITEM CODE	WT. LBS.
PAT1	78684	13.0
PAT2	78685	13.0



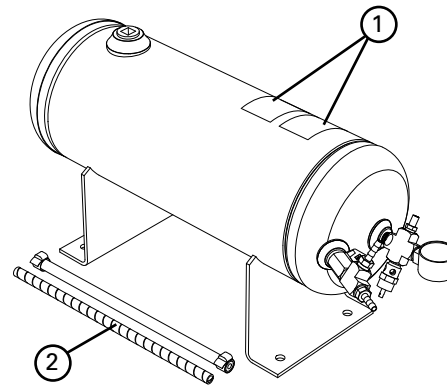
PAT1 (Single)



PAT2 (Dual)

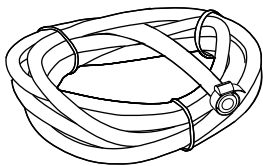
Replacement Parts List

REF	DESCRIPTION	ORDERING NUMBER	ITEM CODE	WT. LBS.
1	Tank Label Kit	PATLK	78791	0.1
2	Tank Hose Kit (incl. 1 ea. 10' hose and 1' poly spiral wrap, 2 hose clamps)	PATHK	78794	1.5



Product Notes:

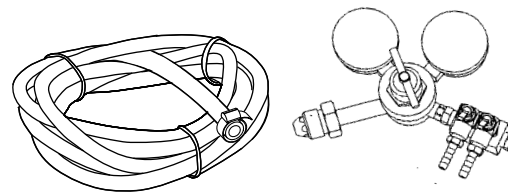
- For use with PAT cleaner assemblies and PAT control box.
- Single for applications with one cleaner, double for applications with two cleaners.
- 150# pop-off valve for safe pressurizing/charging of Air Tank.
- ASME construction.



Air Line Connection for Site-Accessible Air

ORDERING NUMBER	ITEM CODE	WT. LBS.
PATHK*	78794	1.5

* incl. 10' hose, 1' poly spiral wrap, 2 hose clamps



Nitrogen Tank Connection for Site-Provided Nitrogen Tank

ORDERING NUMBER	ITEM CODE	WT. LBS.
PANK*	78799	5.0

* incl. Nitrogen Regulator, 10' hose, 2 hose clamps

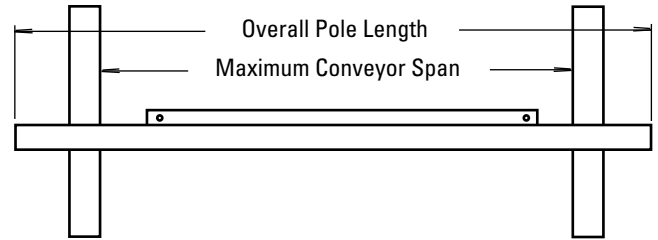
Specifications & Guidelines

MDWS Secondary Cleaner DryWipe for Removing Water

Pole Length Specifications*

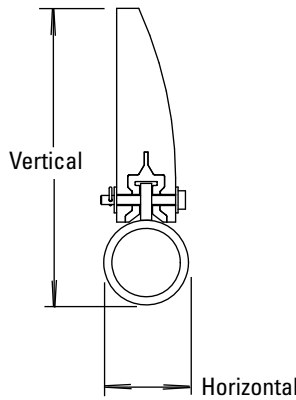
CLEANER SIZE		BLADE WIDTH		POLE LENGTH		MAXIMUM CONVEYOR SPAN	
in.	mm	in.	mm	in.	mm	in.	mm
24	600	28	700	84	2100	68	1700
30	750	34	850	90	2250	74	1850
36	900	40	1000	96	2400	80	2000
42	1050	46	1150	102	2550	86	2150
48	1200	52	1300	108	2700	92	2300
54	1350	58	1450	114	2850	98	2450
60	1500	64	1600	120	3000	104	2600
72	1800	76	1900	126	3150	116	2900
84	2100	88	2200	138	3450	128	3200
96"	2400	100	2500	150	3750	140	3500

*For special extra long pole length requirements a Pole Extender Kit (#76024) is available that provides 30" (750mm) of extended pole length. (137). Pole Diameter – 2-7/8" (73mm)



Clearance Guidelines for Installation

HORIZONTAL CLEARANCE REQUIRED		VERTICAL CLEARANCE REQUIRED	
in.	mm	in.	mm
4	100	10	250

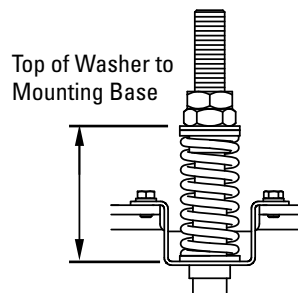


Spring Length Chart

with SST Spring Tensioner

BLADE WIDTH	WHITE SPRING	SILVER SPRING	BLACK SPRING	GOLD SPRING
24"	3 1/8"	3 7/8"	N/A	N/A
30"	2 7/8"	3 3/4"	N/A	N/A
36"	N/A	3 3/4"	3 7/8"	N/A
42"	N/A	3 5/8"	3 3/4"	N/A
48"	N/A	3 1/2"	3 5/8"	N/A
54"	N/A	3 3/8"	3 5/8"	N/A
60"	N/A	3 1/4"	3 1/2"	N/A
72"	N/A	N/A	3 3/8"	3 5/8"
84"	N/A	N/A	3"	3 1/2"
96"	N/A	N/A	N/A	3 3/8"
108"	N/A	N/A	N/A	3 1/2"
120"	N/A	N/A	N/A	3 3/8"

Shading indicates preferred spring option



PAT Pressure Chart

BLADE WIDTH	PSI
18"	15#
24"	19#
30"	23#
36"	27#
42"	31#
48"	35#
54"	39#
60"	43#
72"	51#
84"	59#
96"	67#

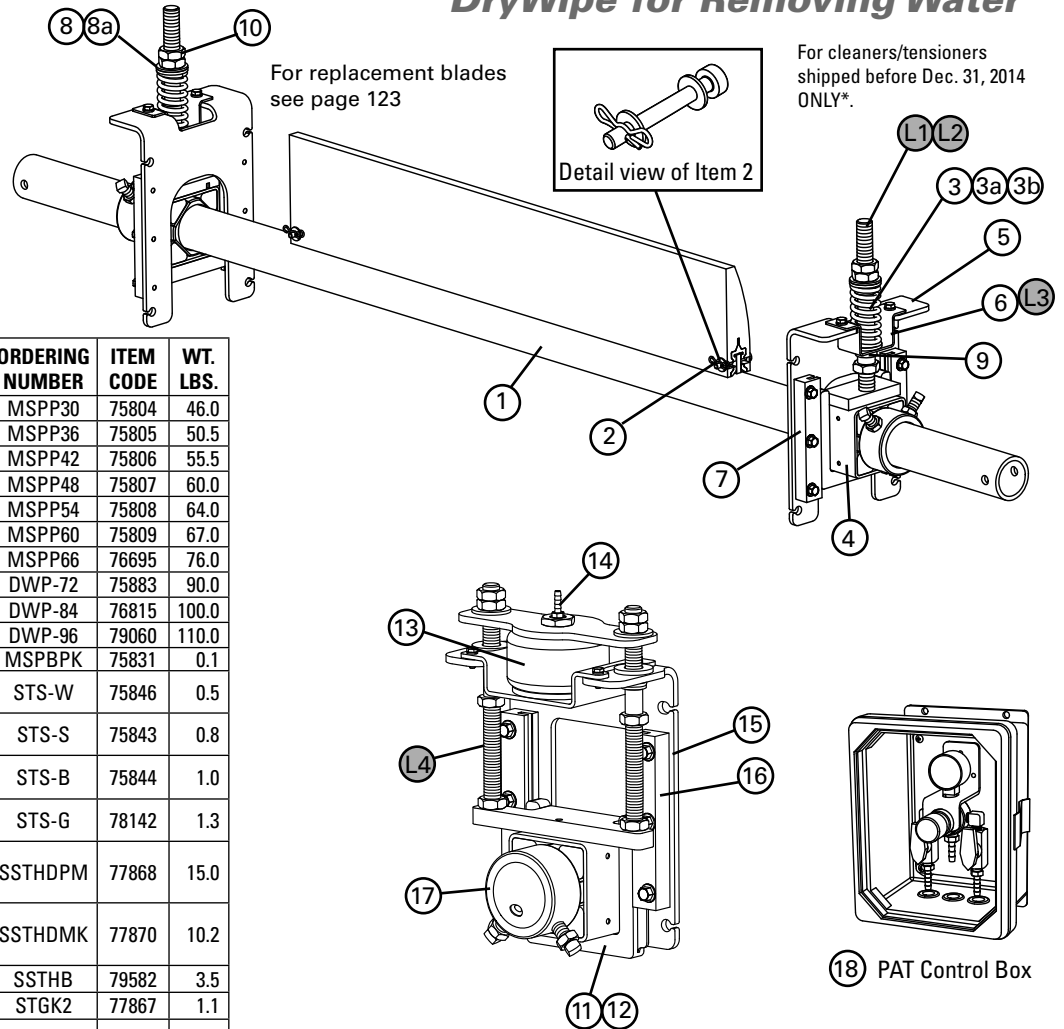
Specifications:

- Maximum Belt Speed1000 FPM (5M/sec)
- Temperature Rating-30°F to 180°F (-35°C to 82°C)
- Usable Blade Wear Length.....4-1/2" (113mm)
- Blade Height.....7-1/4" (185mm)
- BladePolyurethane with UHMW additive (softer durometer to squeegee water off)
- Available for Belt Widths24" to 96" (600 to 2400 mm). Other sizes available upon request.
- CEMA Cleaner RatingClass 4

U.S. Patent No. D482,508S

Replacement Parts List

MDWS Secondary Cleaner DryWipe for Removing Water



Replacement Parts

REF	DESCRIPTION	ORDERING NUMBER	ITEM CODE	WT. LBS.
1	24" (600mm) Pole	MSPP30	75804	46.0
	30" (750mm) Pole	MSPP36	75805	50.5
	36" (900mm) Pole	MSPP42	75806	55.5
	42" (1050mm) Pole	MSPP48	75807	60.0
	48" (1200mm) Pole	MSPP54	75808	64.0
	54" (1350mm) Pole	MSPP60	75809	67.0
	60" (1500mm) Pole	MSPP66	76695	76.0
	72" (1800mm) Pole	DWP-72	75883	90.0
	84" (2100mm) Pole	DWP-84	76815	100.0
96" (2400mm) Pole	DWP-96	79060	110.0	
2	Blade Pin Kit* (1 ea.)	MSPBPK	75831	0.1
3	Tension Spring - White (1 ea.) for belts 18" - 30" (450-750mm)	STS-W	75846	0.5
3a	Tension Spring - Silver (1 ea.) for belts 36" - 60" (900-1500mm)	STS-S	75843	0.8
3b	Tension Spring - Black (1 ea.) for belts 72" - 84" (1800-2100mm)	STS-B	75844	1.0
3c	Tension Spring - Gold (1 ea.) for belts 96" (2400mm)	STS-G	78142	1.3
4	HD Torsion Pole Mount* (1 ea.) (includes adjusting rod, 3 nuts & sleeve) (See 8 & 8a for bushings)	SSTHDPM	77868	15.0
5	SST HD Mounting Base Kit* (includes 1 mounting base, 2 slide guides, top hat bracket & bottom bushing)	SSTHDMK	77870	10.2
6	SST Hat Bracket (pair)	SSTHB	79582	3.5
7	SST Slide Guide Kit* (incl. 2 slide guides)	STGK2	77867	1.1
8	SST Bushing Kit - White/Silver (includes 2 bushings)	SSTBK-W	76636	0.1
8a	SST Bushing Kit - Black/Gold (includes 2 bushings)	SSTBK-B	76637	0.1
9	SST Lower Bushing Kit (pair)	SSTLBK	79493	0.1
10	Jam Nut Kit SST Tensioner	JNK-C	79893	0.3
-	HD Spring Tensioner* - White (includes 2 each items 3, 4, 5 & 8) for belts 18" - 30" (450-750mm)	SST2HD-W	77879	60.6
-	HD Spring Tensioner* - Silver (includes 2 each items 3a, 4, 5 & 8) for belts 36" - 60" (900-1500mm)	SST2HD-S	77880	61.4
-	HD Spring Tensioner* - Black (includes 2 each items 3b, 4, 5 & 8a) for belts 72" - 84" (1800-2100mm)	SST2HD-B	77881	62.0
-	HD Spring Tensioner* - Gold (includes 2 each items 3c, 4, 5 & 8a) for belts 96" (2400mm)	SST2HD-G	79041	62.6

*Hardware Included

Lead time: 1 working day

Legacy Replacement Parts for Tensioners shipped prior to Dec. 31, 2014*

L1	DESCRIPTION	STAK	ITEM CODE	WT. LBS.
L1	Adjusting Rod Kit (includes 1 rod, 2 nuts, 1 bushing, 1 washer) for belts 24" - 60" (600-1500mm)	STAK	75847	2.9
L2	HD Adjusting Rod Kit (includes 1 rod, 2 nuts, 1 HD bushing, 1 washer) for belts 72" - 84" (1800-2100mm)	STAKHD	75892	3.0
L3	Legacy SST Hat Channel Kit	SSTHK	79070	1.5
L4	SAT2 Adjusting Rod Kit	SAT2AK	78733	5.0
-	SST Tensioner Bushing Update Kit (includes 2 lower bushings, 2 sleeves, 2 nuts)	SST-BUK	76943	0.3

* See note on page 119 to verify if legacy parts are needed.

Secondary Air Tensioner 2 Replacement Parts

REF	DESCRIPTION	ORDERING NUMBER	ITEM CODE	WT. LBS.
11	SAT2 w/PAT Control Box	SAT2PAT	78735	43.5
12	SAT2 w/o Control Box	SAT2NCB	78703	41.0
13	SAT Air/Water Bag Kit	SATB	76083	5.1
14	SAT 1/8" Hose Barb Kit	SATHB	76084	0.1
15	SAT2 Mounting Base Kit	SAT2MK	78704	11.6
16	ST Slide Guide Kit	STGK2	77867	1.1
17	SAT2 Torsion Pole Mount (incl. threaded rods & 6 nuts)	SAT2PM	78732	11.1
18	PAT Control Box 100psi	PACB100	79656	11.0

Lead time: 1 working day

Spring Tensioner Selection Chart

CLEANER SIZE	77879 SST2HD-W	77880 SST2HD-S	77881 SST2HD-B	79041 SST2HD-G
MDWS 24" - 30" (600 - 750 mm)	X			
MDWS 36" - 60" (900 - 1500 mm)		X		
MDWS 72" - 84" (1800 - 2100 mm)			X	
MDWS 96" (2400 mm)				X

U.S. Patent No. D482,508S

Product Ordering Information

Motorized Brush Cleaner

Motorized Brush Cleaner with 208-230/460VAC 3-Phase Motor

BELT WIDTH		ORDERING NUMBER	ITEM CODE	WT. LBS.
in.	mm			
18	450	MBC-18	79494	136.7
24	600	MBC-24	79495	146.5
30	750	MBC-30	79496	150.2
36	900	MBC-36	79497	156.5
42	1050	MBC-42	79498	162.6
48	1200	MBC-48	79499	179.0
54	1350	MBC-54	79500	185.9
60	1500	MBC-60	79501	192.0
72	1800	MBC-72	79502	205.1
84	2100	MBC-84	79503	217.5

Lead time: 1 working day

with IP66 Motor

ORDERING NUMBER	ITEM CODE	WT. LBS.
MBC-18-S	91571	136.7
MBC-24-S	91572	146.5
MBC-30-S	91573	150.2
MBC-36-S	91574	156.5
MBC-42-S	91575	162.6
MBC-48-S	91576	179.0
MBC-54-S	91577	185.9
MBC-60-S	91578	192.0
MBC-72-S	91579	205.1
MBC-84-S	91580	217.5

Motorized Brush Cleaner with 575V 3-Phase Motor

BELT WIDTH		ORDERING NUMBER	ITEM CODE	WT. LBS.
in.	mm			
18	450	MBC-18-575V	79914	136.7
24	600	MBC-24-575V	79915	146.5
30	750	MBC-30-575V	79916	150.2
36	900	MBC-36-575V	79917	156.5
42	1050	MBC-42-575V	79918	162.6
48	1200	MBC-48-575V	79919	179.0
54	1350	MBC-54-575V	79920	185.9
60	1500	MBC-60-575V	79921	192.0
72	1800	MBC-72-575V	79922	205.1
84	2100	MBC-84-575V	79923	217.5

Lead time: 1 working day

with IP66 Motor

ORDERING NUMBER	ITEM CODE	WT. LBS.
MBC-18-575V-S	91581	136.7
MBC-24-575V-S	91582	146.5
MBC-30-575V-S	91583	150.2
MBC-36-575V-S	91584	156.5
MBC-42-575V-S	91585	162.6
MBC-48-575V-S	91586	179.0
MBC-54-575V-S	91587	185.9
MBC-60-575V-S	91588	192.0
MBC-72-575V-S	91589	205.1
MBC-84-575V-S	91590	217.5

Replacement Brushes

BELT WIDTH		ORDERING NUMBER	ITEM CODE	WT. LBS.
in.	mm			
18	450	MBRD-18	79514	9.6
24	600	MBRD-24	79515	13.5
30	750	MBRD-30	79516	17.1
36	900	MBRD-36	79517	20.5
42	1050	MBRD-42	79518	23.7
48	1200	MBRD-48	79519	26.8
54	1350	MBRD-54	79520	30.7
60	1500	MBRD-60	79521	33.9
72	1800	MBRD-72	79522	41.0
84	2100	MBRD-84	79523	47.5

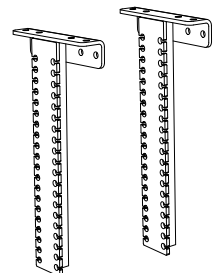
Lead time: 1 working day



Motorized Brush Cleaner

Optional Mounting Brackets (Pair)

ORDERING NUMBER	ITEM CODE	WT. LBS.
MBCDBK	79536	28.9



Product Notes:

- Spins opposite the belt direction for optimal cleaning.
- Uniquely patterned bristles aid in reducing material buildup and clogging.
- Adjustable tensioners allow easy brush-to-belt adjustment as the bristles wear.
- Works on mechanically spliced or vulcanized belts.

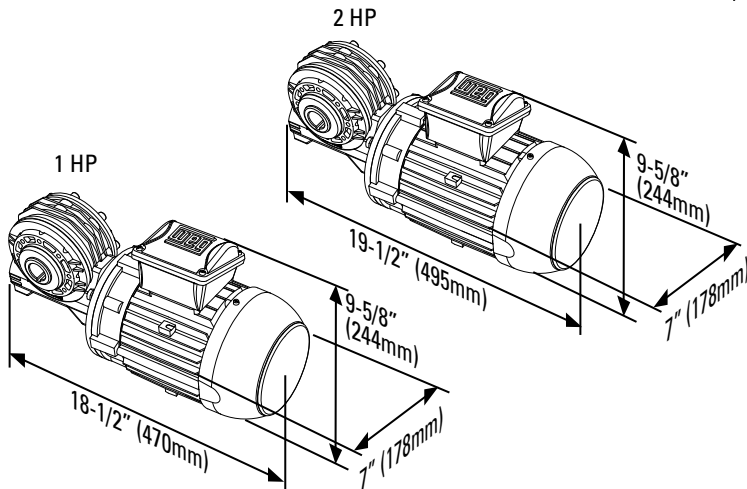
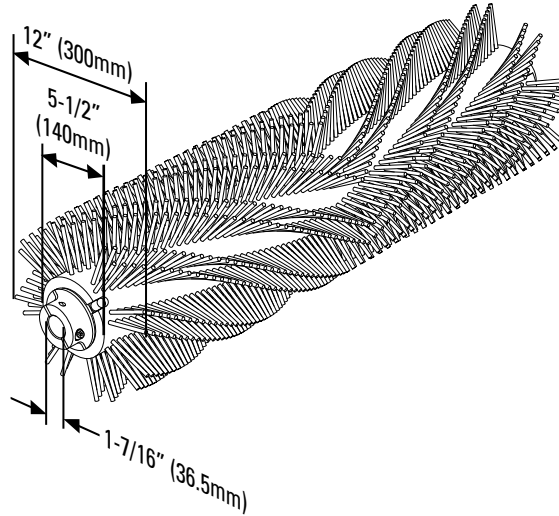
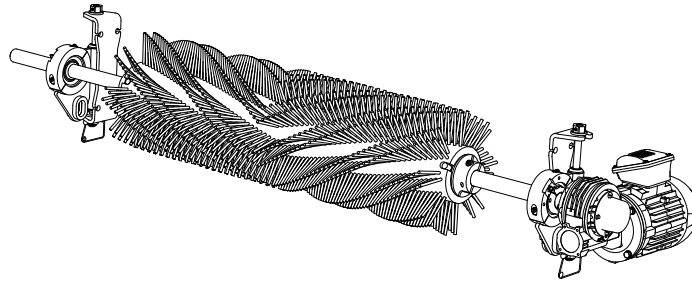
Specifications & Guidelines

Motorized Brush Cleaner

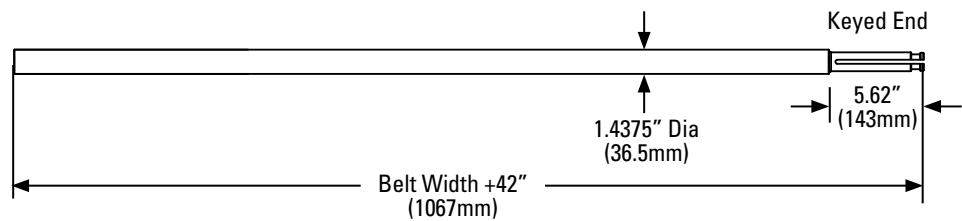
Specifications

Belt Speed	Up to 700 fpm (3.5M/sec)
Vertical and Horizontal Clearance	12" (305mm)
Temperature Range	-20°F to 180°F (-30°C to 82°C)
Maximum Chevron or Cleat Height	1/2" (13mm)
Bristle Length	3-1/4" (83mm)
Overall Diameter	12" (305mm)
Shaft Length	Belt Width plus 42" (1067mm)
Shaft Diameter	1-7/16" (36.5mm)
Motor Voltage and HP Options	208-230/460VAC 3 Phase*
	1 HP (cleaners 18-42" (450-1050mm))
	2 HP (cleaners 48-84" (1200-2100mm))
	575V 3 Phase*
1 HP (cleaners 18-36" (450-900mm))	
2 HP (cleaners 42-84" (1050-2100mm))	
Motor Ingress Protection	IP55 or IP66
CEMA Cleaner Rating	Class 4

*Other motors available upon request



Shaft Measurements

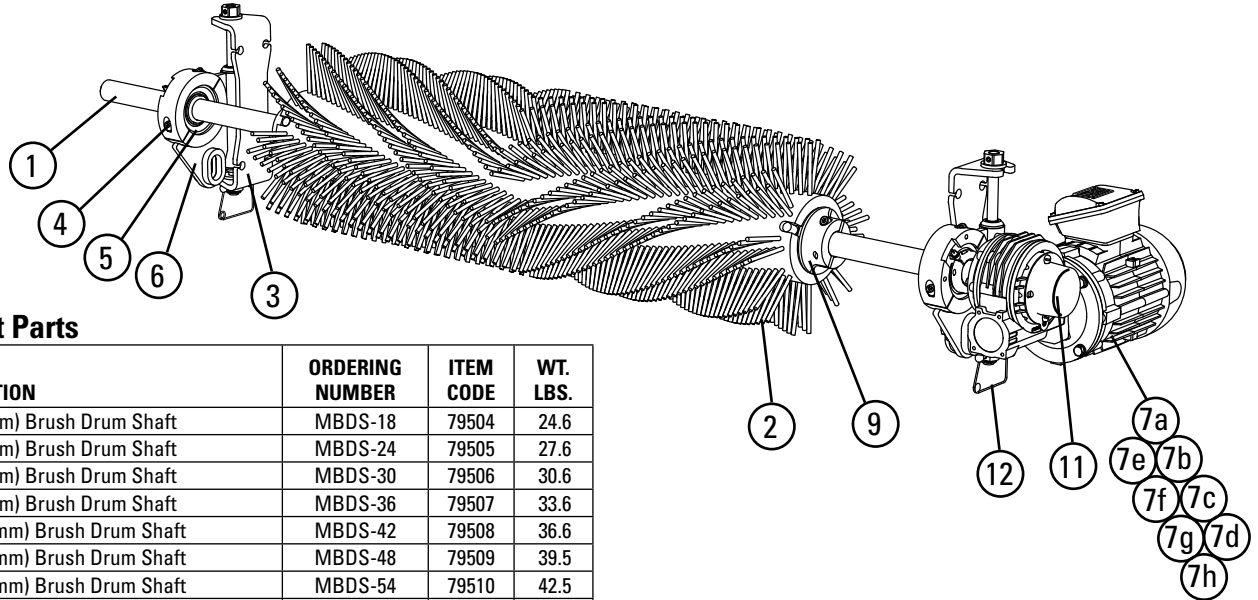


Product Notes:

- Spins opposite the belt direction for optimal cleaning.
- Uniquely patterned bristles aid in reducing material buildup and clogging.
- Adjustable tensioners allow easy brush-to-belt adjustment as the bristles wear.
- Works on mechanically spliced or vulcanized belts.

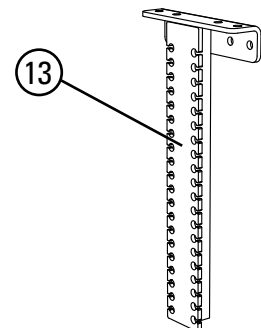
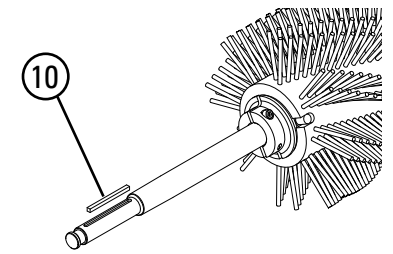
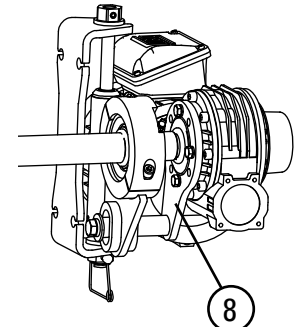
Replacement Parts

Motorized Brush Cleaner



Replacement Parts

REF	DESCRIPTION	ORDERING NUMBER	ITEM CODE	WT. LBS.
1	18" (450mm) Brush Drum Shaft	MBDS-18	79504	24.6
	24" (600mm) Brush Drum Shaft	MBDS-24	79505	27.6
	30" (750mm) Brush Drum Shaft	MBDS-30	79506	30.6
	36" (900mm) Brush Drum Shaft	MBDS-36	79507	33.6
	42" (1050mm) Brush Drum Shaft	MBDS-42	79508	36.6
	48" (1200mm) Brush Drum Shaft	MBDS-48	79509	39.5
	54" (1350mm) Brush Drum Shaft	MBDS-54	79510	42.5
	60" (1500mm) Brush Drum Shaft	MBDS-60	79511	45.5
	72" (1800mm) Brush Drum Shaft	MBDS-72	79512	51.5
84" (2100mm) Brush Drum Shaft	MBDS-84	79513	57.5	
2	18" (450mm) Replacement Brush Drum	MBRD-18	79514	9.6
	24" (600mm) Replacement Brush Drum	MBRD-24	79515	13.5
	30" (750mm) Replacement Brush Drum	MBRD-30	79516	17.1
	36" (900mm) Replacement Brush Drum	MBRD-36	79517	20.5
	42" (1050mm) Replacement Brush Drum	MBRD-42	79518	23.7
	48" (1200mm) Replacement Brush Drum	MBRD-48	79519	26.8
	54" (1350mm) Replacement Brush Drum	MBRD-54	79520	30.7
	60" (1500mm) Replacement Brush Drum	MBRD-60	79521	33.9
	72" (1800mm) Replacement Brush Drum	MBRD-72	79522	41.0
84" (2100mm) Replacement Brush Drum	MBRD-84	79523	47.5	
3	Brush Mounting Base* (1)	MBCMK	79524	4.7
4	Brush Bearing Clamp* (1)	MBCBC	79525	1.9
5	Brush Cleaner Bearings (2)	MBCB	79526	7.2
6	Brush Bearing Mount* (1)	MBCBM	79528	9.7
7a	Gearmotor Assy, 1 HP IP55 for belts up to 42" (1050mm)	MBCM-1	79529	55.0
7b	Gearmotor Assy, 2 HP IP55 for belts 48" (1200mm) and up	MBCM-2	79530	65.0
7c	Gearmotor Assy, 1 HP 575V IP55 for belts up to 36" (900mm)	MBCM-575-1	79924	55.0
7d	Gearmotor Assy, 2 HP 575V IP55 for belts 42" (1050mm) and up	MBCM-575-2	79925	65.0
7e	Gearmotor Assy, 1 HP IP66 for belts up to 42" (1050mm)	MBCM-1-S	91591	55.0
7f	Gearmotor Assy, 2 HP IP66 for belts 48" (1200mm) and up	MBCM-2-S	91592	65.0
7g	Gearmotor Assy, 1 HP 575V IP66 for belts up to 36" (900mm)	MBCM-575-1-S	91593	55.0
7h	Gearmotor Assy, 2 HP 575V IP66 for belts 42" (1050mm) and up	MBCM-575-2-S	91594	65.0
8	Brush Cleaner Torque Arm* (1)	MBCTA	79531	2.5
9	Brush Locks* (2)	MBCBL	79532	9.4
10	Brush Motor Key Kit (1)	MBCMCK	79533	0.3
11	MBC Shaft End Cap* (1)	MBCEC	79534	0.1
12	Tensioner Lock Pins (2)	STLP	79535	0.2
13	Brush Cleaner Drop Brackets* (2)	MBCDBK	79536	28.9
-	Brush Cleaner Adjusting Bracket (1) (incl. bearing and 1 ea. items 3,4,6,&12)	MBADB	79527	18.1



*Hardware Included

† If brush ordered before January 2021, also order replacement shaft

Lead time: 1 working day

Product Ordering Information

Chevron Belt Cleaner

Chevron Belt Cleaner

BELT WIDTH		DRUM WIDTH		ORDERING NUMBER	ITEM CODE	WT. LBS.
in.	mm	in.	mm			
18	450	18	450	CBC18	76668	74.0
24	600	24	600	CBC24	76669	81.9
30	750	30	750	CBC30	76670	90.8
36	900	36	900	CBC36	76671	99.7
42	1050	42	1050	CBC42	76672	107.5
48	1200	48	1200	CBC48	76673	116.5
54	1350	54	1350	CBC54	76674	124.3
60	1500	60	1500	CBC60	76675	133.2
72	1800	72	1800	CBC72	90762	150.0
84	2100	84	2100	CBC84	90763	166.8

Lead time: 1 working day

Shaded items are made to order.
Lead time: 3 working days



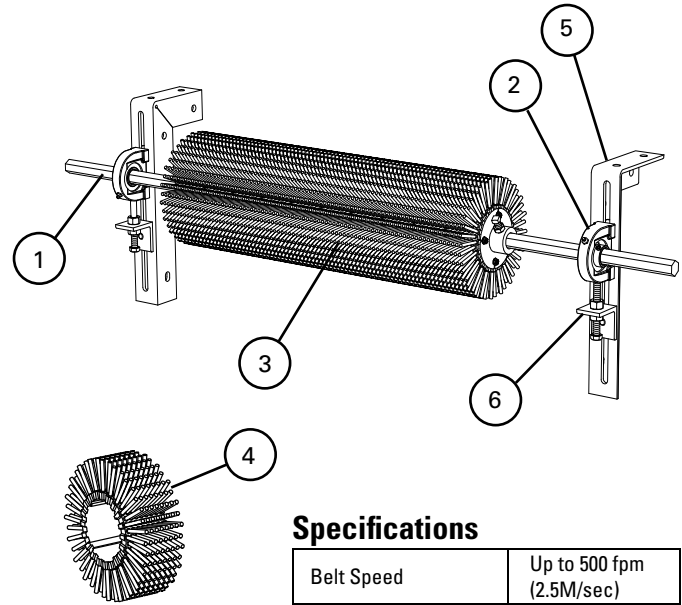
Replacement Parts

REF	DESCRIPTION	ORDERING NUMBER	ITEM CODE	WT. LBS.
1	18" (450mm) Drum Shaft	CBCS18	90537	15.1
	24" (600mm) Drum Shaft	CBCS24	90538	17.0
	30" (750mm) Drum Shaft	CBCS30	90539	18.9
	36" (900mm) Drum Shaft	CBCS36	90540	20.8
	42" (1050mm) Drum Shaft	CBCS42	90541	22.7
	48" (1200mm) Drum Shaft	CBCS48	90542	24.6
	54" (1350mm) Drum Shaft	CBCS54	90543	26.4
	60" (1500mm) Drum Shaft	CBCS60	90544	28.3
	72" (1800mm) Drum Shaft	CBCS72	90554	33.9
84" (2100mm) Drum Shaft	CBCS84	90555	39.6	
2	Chevron Pillow Block*	CPB	76692	1.2
3	18" (450mm) Repl Drum w/Fingers*	CRDF18	90631	25.0
	24" (600mm) Repl Drum w/Fingers*	CRDF24	90632	31.0
	30" (750mm) Repl Drum w/Fingers*	CRDF30	90633	38.0
	36" (900mm) Repl Drum w/Fingers*	CRDF36	90634	45.0
	42" (1050mm) Repl Drum w/Fingers*	CRDF42	90635	51.0
	48" (1200mm) Repl Drum w/Fingers*	CRDF48	90636	58.0
	54" (1350mm) Repl Drum w/Fingers*	CRDF54	90637	64.0
	60" (1500mm) Repl Drum w/Fingers*	CRDF60	90638	71.0
72" (1800mm) Repl Drum w/Fingers*	CRDF72	90639	84.0	
84" (2100mm) Repl Drum w/Fingers*	CRDF84	90640	97.0	
4	3" (75mm) Replacement Finger Ring	CBC3R	90641	2.5
5	Mounting Bracket Kit (1 Right and 1 Left)	EZS2MBK	75666	13.0
6	Adjusting Bracket Kit* (1 ea.)	PAB	75513	1.5

*Hardware Included

Lead time: 1 working day

Shaded items are made to order.
Lead time: 3 working days



Specifications

Belt Speed	Up to 500 fpm (2.5M/sec)
Vertical and Horizontal Clearance	10" (250mm)
Temperature Range	-30°F to 180°F (-35°C to 82°C)
Maximum Chevron or Cleat Height	1" (25mm)
Finger Length	2" (50mm)
Rubber Durometer	45A
Overall Diameter	9-1/2" (238mm)
Shaft Length	Belt Width plus 30" (750mm)
Shaft	1" (25mm) Hex
CEMA Cleaner Rating	Class 3

Product Notes:

- Free-rotating. Works only when the belt is running.
- Self-cleaning. Finger length, spacing and the rotary action allows carryback to fall free instead of clogging.
- Easy to install. Few parts and step-by-step instructions make the job simple.
- Long-wearing SBR rubber. Drum life ranges from 1 to 3 years depending upon the application conditions and the material being conveyed.
- Works on reversing belts.
- Finger rings can be replaced individually or all at once by replacing the drum.

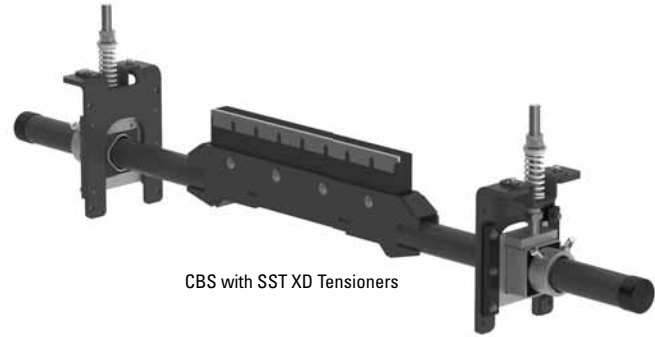
Product Ordering Information

Continuous Blade Secondary Cleaner

Continuous Blade Secondary Cleaners with SST XD Tensioners

BELT WIDTH		ORDERING NUMBER	ITEM CODE	WT. LBS.
in.	mm			
18	450	CBS18SF	79936	154.0
24	600	CBS24SF	79937	168.0
30	750	CBS30SF	79938	182.0
36	900	CBS36SF	79939	196.0
42	1050	CBS42SF	79940	210.0
48	1200	CBS48SF	79941	224.0
54	1350	CBS54SF	79942	238.0
60	1500	CBS60SF	79943	252.0
72	1800	CBS72SF	79944	280.0
84	2100	CBS84SF	79945	308.0
96	2400	CBS96SF	79946	336.0

Lead time: 1 day; shaded items 3 weeks




CBS with SST XD Tensioners

Continuous Blade Secondary Cleaners with SAT XD Tensioners

BELT WIDTH		ORDERING NUMBER	ITEM CODE	WT. LBS.
in.	mm			
18	450	CBS18PF	79958	135.5
24	600	CBS24PF	79959	149.5
30	750	CBS30PF	79960	163.5
36	900	CBS36PF	79961	177.5
42	1050	CBS42PF	79962	191.5
48	1200	CBS48PF	79963	205.5
54	1350	CBS54PF	79964	219.5
60	1500	CBS60PF	79965	233.5
72	1800	CBS72PF	79966	261.5
84	2100	CBS84PF	79967	289.5
96	2400	CBS96PF	79968	317.5

*Includes control box

Lead time: 1 day; shaded items 3 weeks



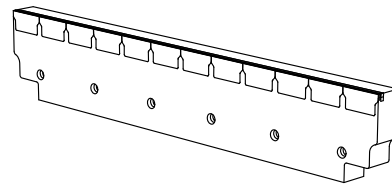
PAT Control Box

CBS with SAT XD Tensioners

Replacement Blades for Continuous Blade Secondary Cleaners

BELT WIDTH		ORDERING NUMBER	ITEM CODE	WT. LBS.
in.	mm			
18	450	CBSBLD18F	79947	16.0
24	600	CBSBLD24F	79948	22.0
30	750	CBSBLD30F	79949	27.0
36	900	CBSBLD36F	79950	33.0
42	1050	CBSBLD42F	79951	39.0
48	1200	CBSBLD48F	79952	45.0
54	1350	CBSBLD54F	79953	50.0
60	1500	CBSBLD60F	79954	56.0
72	1800	CBSBLD72F	79955	67.0
84	2100	CBSBLD84F	79956	79.0
96	2400	CBSBLD96F	79957	90.0

Lead time: 1 day; shaded items 3 weeks



CBS Flat Replacement Blade

Product Notes:

- Heavy-duty design to deliver maximum cleaning efficiency on the most demanding, abusive beltlines.
- Pole Length: Belt width plus 54" (1350mm). For longer requirements, see Minline Installation Accessories – Pole Extender Kit (page 137).
- To make cleaner installation easier and quicker, see Optional Mounting Kits (page 137).
- It is recommended that mechanical fasteners on the belt be skived.

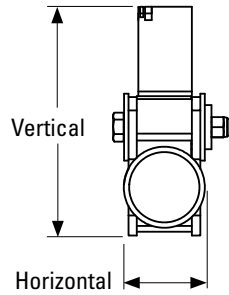
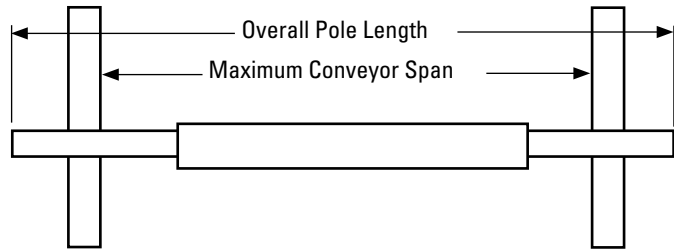
Specifications and Guidelines

Continuous Blade Secondary Cleaner

Pole Length Specifications*

CLEANER SIZE		BLADE WIDTH		POLE LENGTH		MAXIMUM CONVEYOR SPAN	
in.	mm	in.	mm	in.	mm	in.	mm
18	450	18	450	72	1800	62	1550
24	600	24	600	78	1950	68	1700
30	750	30	750	84	2100	74	1850
36	900	36	900	90	2250	80	2000
42	1050	42	1050	96	2400	86	2150
48	1200	48	1200	102	2550	92	2300
54	1350	54	1350	108	2700	98	2450
60	1500	60	1500	114	2850	104	2600
72	1800	72	1800	126	3150	116	2900
84	2100	84	2100	138	3450	128	3200
96	2400	96	2400	150	3750	140	3500

*For special extra long pole length requirements a Pole Extender Kit (#76024) is available that provides 30" (750mm) of extended pole length. See Page 137. Pole Diameter - 2-7/8" (73mm)



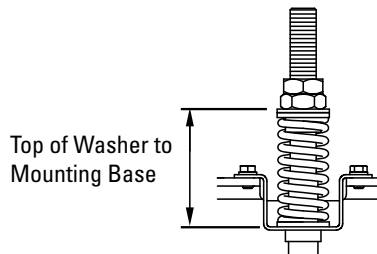
Clearance Guidelines for Installation

HORIZONTAL CLEARANCE REQUIRED		VERTICAL CLEARANCE REQUIRED	
in.	mm	in.	mm
4-1/2	115	9	229

SST XD Tensioner Spring Length Chart

Blade Width		White Spring		Silver Spring		Black Spring		Gold Spring	
in.	mm	in.	mm	in.	mm	in.	mm	in.	mm
18	450	3 3/8	86	4	102	N/A	N/A	N/A	N/A
24	600	3 1/8	79	3 7/8	98	N/A	N/A	N/A	N/A
30	750	2 7/8	73	3 3/4	95	N/A	N/A	N/A	N/A
36	900	N/A	N/A	3 3/4	95	3 7/8	98	N/A	N/A
42	1050	N/A	N/A	3 5/8	92	3 3/4	95	N/A	N/A
48	1200	N/A	N/A	3 1/2	89	3 5/8	92	N/A	N/A
54	1350	N/A	N/A	3 3/8	86	3 5/8	92	3 3/4	95
60	1500	N/A	N/A	3 1/4	83	3 1/2	89	3 3/4	95
72	1800	N/A	N/A	N/A	N/A	3 3/8	86	3 5/8	92
84	2100	N/A	N/A	N/A	N/A	3 1/8	79	3 1/2	89
96	2400	N/A	N/A	N/A	N/A	N/A	N/A	3 3/8	86

Shading indicates preferred spring option. Measure spring as shown below.



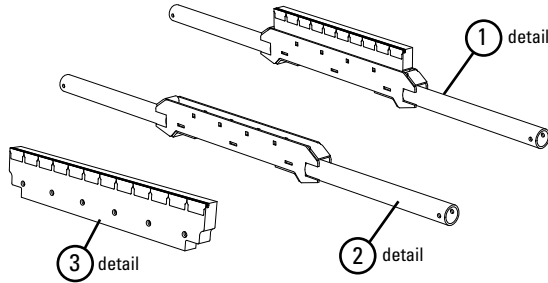
SAT XD Tensioner Pressure Chart

Blade Width		Blades	Pressure	
in.	mm		psi	kPa
18	450	3	15#	103
24	600	4	19#	131
30	750	5	23#	159
36	900	6	27#	186
42	1050	7	31#	214
48	1200	8	35#	241
54	1350	9	39#	269
60	1500	10	43#	296
72	1800	12	51#	352
84	2100	14	59#	407
96	2400	16	67#	462

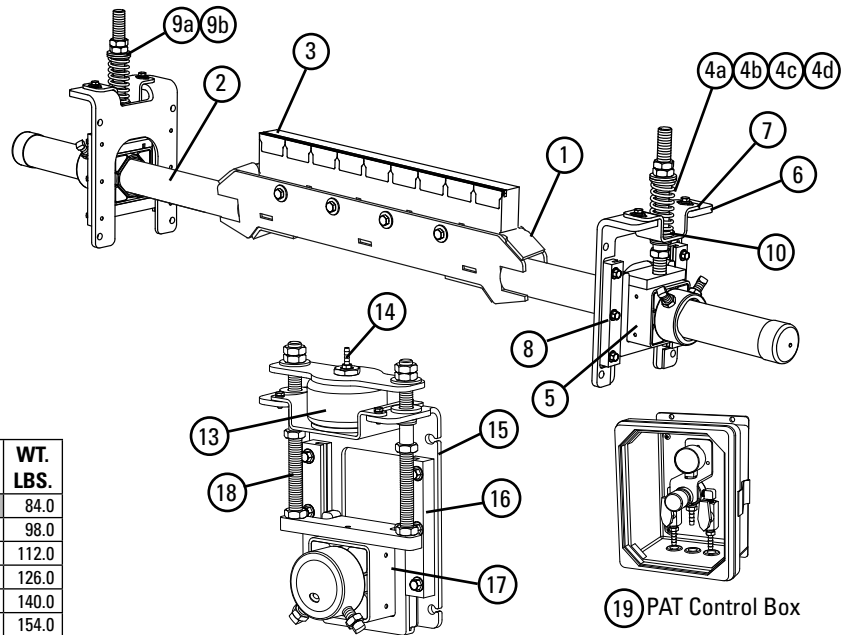
Specifications:

- Maximum Belt Speed800 FPM (4M/sec)
- Temperature Rating-30°F to 180°F (-35°C to 82°C)
- Available for Belt Widths18" to 96" (450 to 2400mm). Other sizes available upon request.

Replacement Parts



Continuous Blade Secondary Cleaner



Replacement Parts

REF	DESCRIPTION	ORDERING NUMBER	ITEM CODE	WT. LBS.
1	18" (450mm) CBS Blade/Pole Flat	CBSBP18F	90101	84.0
	24" (600mm) CBS Blade/Pole Flat	CBSBP24F	90102	98.0
	30" (750mm) CBS Blade/Pole Flat	CBSBP30F	90103	112.0
	36" (900mm) CBS Blade/Pole Flat	CBSBP36F	90104	126.0
	42" (1050mm) CBS Blade/Pole Flat	CBSBP42F	90105	140.0
	48" (1200mm) CBS Blade/Pole Flat	CBSBP48F	90106	154.0
	54" (1350mm) CBS Blade/Pole Flat	CBSBP54F	90107	168.0
	60" (1500mm) CBS Blade/Pole Flat	CBSBP60F	90108	182.0
	72" (1800mm) CBS Blade/Pole Flat	CBSBP72F	90109	210.0
	84" (2100mm) CBS Blade/Pole Flat	CBSBP84F	90110	238.0
96" (2400mm) CBS Blade/Pole Flat	CBSBP96F	90111	266.0	
2	18" (450mm) CBS Repl Pole	CBSP18	91432	68.0
	24" (600mm) CBS Repl Pole	CBSP24	91433	76.0
	30" (750mm) CBS Repl Pole	CBSP30	91434	85.0
	36" (900mm) CBS Repl Pole	CBSP36	91435	93.0
	42" (1050mm) CBS Repl Pole	CBSP42	91436	101.0
	48" (1200mm) CBS Repl Pole	CBSP48	91437	109.0
	54" (1350mm) CBS Repl Pole	CBSP54	91438	118.0
	60" (1500mm) CBS Repl Pole	CBSP60	91439	126.0
	72" (1800mm) CBS Repl Pole	CBSP72	91440	143.0
	84" (2100mm) CBS Repl Pole	CBSP84	91441	159.0
96" (2400mm) CBS Repl Pole	CBSP96	91442	176.0	
3	18" (450mm) CBS Blade Flat	CBSBLD18F	79947	16.0
	24" (600mm) CBS Blade Flat	CBSBLD24F	79948	22.0
	30" (750mm) CBS Blade Flat	CBSBLD30F	79949	27.0
	36" (900mm) CBS Blade Flat	CBSBLD36F	79950	33.0
	42" (1050mm) CBS Blade Flat	CBSBLD42F	79951	39.0
	48" (1200mm) CBS Blade Flat	CBSBLD48F	79952	45.0
	54" (1350mm) CBS Blade Flat	CBSBLD54F	79953	50.0
	60" (1500mm) CBS Blade Flat	CBSBLD60F	79954	56.0
	72" (1800mm) CBS Blade Flat	CBSBLD72F	79955	67.0
	84" (2100mm) CBS Blade Flat	CBSBLD84F	79956	79.0
96" (2400mm) CBS Blade Flat	CBSBLD96F	79957	90.0	
4a	Tension Spring - White (1 ea.) for belts 18" - 30" (450-750mm)	STS-W	75846	0.5
4b	Tension Spring - Silver (1 ea.) for belts 36" - 48" (900-1200mm)	STS-S	75843	0.8
4c	Tension Spring - Black (1 ea.) for belts 54" - 84" (1350-2100mm)	STS-B	75844	1.0
4d	Tension Spring - Gold (1 ea.) for belts 96" (2400mm)	STS-G	78142	1.3
5	HD Torsion Pole Mount* (1 ea.) (includes HD adjusting rod, nuts & sleeve) (See 9 & 9a for bushings)	SSTHDP	77868	15.0
6	SST XD Mounting Base Kit* (includes 1 mounting base, 2 slide guides, top hat bracket & bottom bushing)	SSTXDMK	91412	10.2
7	SST Hat Bracket (pair)	SSTHB	79582	3.0
8	Slide Guide Kit* (incl. 2 slide guides)	STGK2	77867	1.1
9a	SST Bushing Kit - White/Silver (includes 2 bushings)	SSTBK-W	76636	0.1
9b	SST Bushing Kit - Black/Gold (includes 2 bushings)	SSTBK-B	76637	0.1
10	SST Lower Bushing Kit (pair)	SSTLBK	79493	.2

*Hardware Included

Lead time: 1 day; shaded items 3 weeks

- 11 Secondary Air Tensioner XD with Control Box
- 12 Secondary Air Tensioner XD w/o Control Box

SAT XD (Secondary Air Tensioner XD) Replacement Parts

REF	DESCRIPTION	ORDERING NUMBER	ITEM CODE	WT. LBS.
11	SAT XD w/PAT Control Box	SATXD PAT	91413	43.5
12	SAT XD w/o Control Box	SATXDNCB	91414	41.0
13	SAT Air/Water Bag Kit	SATB	76083	5.1
14	SAT 1/8" Hose Barb Kit	SATHB	76084	0.1
15	SAT XD Mounting Base Kit	SAT2MK	91415	11.6
16	ST Slide Guide Kit	STGK2	77867	1.1
17	SAT2 Torsion Pole Mount	SAT2PM	78732	11.1
18	SAT2 Adjusting Rod Kit	SAT2AK	78733	5.0
19	PAT Control Box 100psi	PACB100	79656	11.0

Lead time: 1 working day

SST XD (Secondary Spring Tensioner XD) Options

REF	DESCRIPTION	ORDERING NUMBER	ITEM CODE	WT. LBS.
-	SST XD Spring Tensioner* - White (includes 2 each items 4a, 5, 6, & 9a) for belts 18" - 30" (450-750mm)	SSTXD-W	91408	60.6
-	SST XD Spring Tensioner* - Silver (includes 2 each items 4b, 5, 6, & 9a) for belts 36" - 48" (900-1200mm)	SSTXD-S	91409	61.4
-	SST XD Spring Tensioner* - Black (includes 2 each items 4c, 5, 6, & 9b) for belts 54" - 84" (1350-2100mm)	SSTXD-B	91410	62.0
-	SST XD Spring Tensioner* - Gold (includes 2 each items 4d, 5, 6, & 9b) for belts 96" (2400mm)	SSTXD-G	91411	62.6

Spring Tensioner Selection Chart

CLEANER SIZE	91408 SSTXD-W	91409 SSTXD-S	91410 SSTXD-B	91411 SSTXD-G
CBS 18" - 30" (450 - 750mm)	X			
CBS 36" - 48" (900 - 1200mm)		X		
CBS 54" - 84" (1350 - 2100mm)			X	
CBS 96" (2400mm)				X

Product Ordering Information

Flexco Retrofit Replacement Blades for Richwood® 1C Cleaner

Flexco Retrofit Blade/Holder for 1C Cleaner Belt Width Minus 6" (150mm)

BELT WIDTH		BLADE WIDTH		ORDERING NUMBER	ITEM CODE	WT. LBS.
in.	mm	in.	mm			
24	600	18	450	RWPREC-624	90068	37.7
30	750	24	600	RWPREC-630	90069	48.9
36	900	30	750	RWPREC-636	90070	54.4
42	1050	36	900	RWPREC-642	90071	62.6
48	1200	42	1050	RWPREC-648	90072	71.1
54	1350	48	1200	RWPREC-654	90073	79.3
60	1500	54	1350	RWPREC-660	90074	87.7
72	1800	66	1650	RWPREC-672	90075	104.4
84	2100	78	1950	RWPREC-684	90076	121.1
96	2400	90	2250	RWPREC-696	90077	137.8

Lead time: 1 working day

Flexco Retrofit Blade/Holder for 1C Cleaner Belt Width Minus 12" (300mm)


BELT WIDTH		BLADE WIDTH		ORDERING NUMBER	ITEM CODE	WT. LBS.
in.	mm	in.	mm			
30	750	18	450	RWPREC-1230	90078	40.9
36	900	24	600	RWPREC-1236	90079	50.1
42	1050	30	750	RWPREC-1242	90080	57.6
48	1200	36	900	RWPREC-1248	90081	66.8
54	1350	42	1050	RWPREC-1254	90082	74.3
60	1500	48	1200	RWPREC-1260	90083	83.5
72	1800	60	1500	RWPREC-1272	90084	100.2
84	2100	72	1800	RWPREC-1284	90085	116.9
96	2400	84	2100	RWPREC-1296	90086	133.6

Lead time: 1 working day

Flexco Retrofit Blade/Holder for 1C Cleaner Belt Width Minus 18" (450mm)

BELT WIDTH		BLADE WIDTH		ORDERING NUMBER	ITEM CODE	WT. LBS.
in.	mm	in.	mm			
36	900	18	450	RWPREC-1836	91214	45.1
42	1050	24	600	RWPREC-1842	91215	53.3
48	1200	30	750	RWPREC-1848	91216	61.8
54	1350	36	900	RWPREC-1854	91217	70.0
60	1500	42	1050	RWPREC-1860	91218	78.5
72	1800	54	1350	RWPREC-1872	91219	95.2
84	2100	66	1650	RWPREC-1884	91220	111.9
96	2400	78	1950	RWPREC-1896	91221	128.6

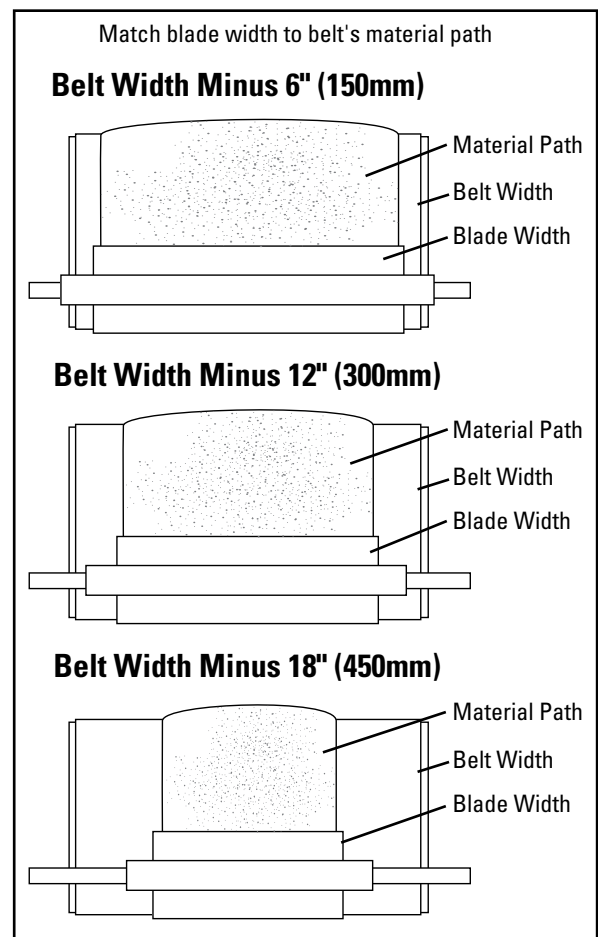
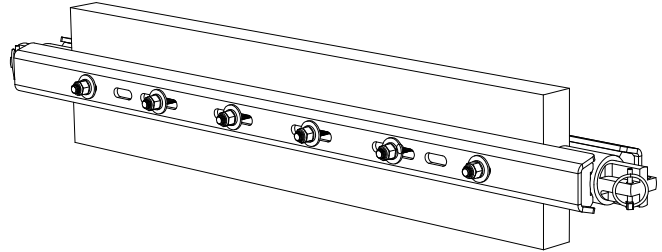
Lead time: 1 working day

 Shaded items are made to order.
Lead time: 10 working days

Product Notes:

- For optimal cleaning and reduced blade retensioning maintenance, the cleaner blade width should be sized to fit the material path of the belt. The material path is typically 2/3 of the belt width. In most cases a blade size of belt width minus 12" (300 mm) may be the best selection.
- Each cleaner can be retrofitted with multiple standard replacement blade sizes belt width minus 6" (150 mm), minus 12" (300 mm), and minus 18" (450 mm), and provides additional options for custom-fit material paths.
- Blades can be worn until 1/4" (6 mm) above the blade holder, then rotated 180° for a second blade wear area.
- Works with mechanical or vulcanized splices.
- Replacement blades with this design are simple and easy – no longer do you need to purchase an entire blade/pole assembly to replace the blade.

Richwood® is a registered trademark of Richwood Industries, Inc. The replacement parts described herein are designed and made by Flexco. Flexco is not affiliated with or authorized by Richwood.



Product Ordering Information

Flexco Retrofit Replacement Blades for Richwood® 1C Cleaner

Flexco Retrofit Blades for 1C Cleaner

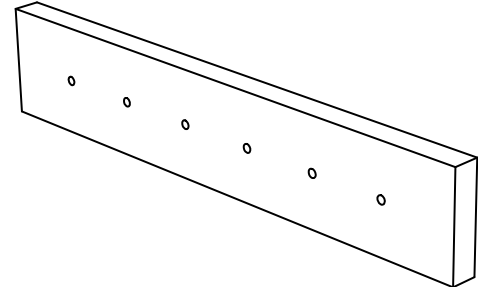
BLADE WIDTH		ORDERING NUMBER	ITEM CODE	WT. LBS.
in.	mm			
18	450	RWPBLD-18	90087	12.7
24	600	RWPBLD-24	90088	16.9
30	750	RWPBLD-30	90089	21.1
36	900	RWPBLD-36	90090	25.3
42	1050	RWPBLD-42	90091	29.6
48	1200	RWPBLD-48	90092	33.8
54	1350	RWPBLD-54	90093	38.0
60	1500	RWPBLD-60	90094	42.2
66	1650	RWPBLD-66	90095	46.5
72	1800	RWPBLD-72	90096	50.7
78	1950	RWPBLD-78	90097	54.9
84	2100	RWPBLD-84	90098	59.1
90	2250	RWPBLD-90	90099	63.4

*Hardware included

Lead time: 1 working day

Shaded items are made to order.
Lead time: 10 working days

Richwood® is a registered trademark of Richwood Industries, Inc. The replacement parts described herein are designed and made by Flexco. Flexco is not affiliated with or authorized by Richwood.



Product Ordering Information

Flexco Retrofit Replacement Blades for Richwood® 1C-ICT Cleaner

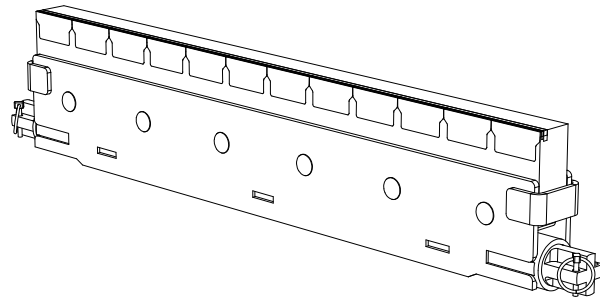
Richwood® is a registered trademark of Richwood Industries, Inc. The replacement parts described herein are designed and made by Flexco. Flexco is not affiliated with or authorized by Richwood.

Flexco Retrofit Blade/Holder for 1C-ICT Cleaner

BELT WIDTH		ORDERING NUMBER	ITEM CODE	WT. LBS.
in.	mm			
18	450	RWSECS-18F	91417	42.0
24	600	RWSECS-24F	91418	53.0
30	750	RWSECS-30F	91419	64.0
36	900	RWSECS-36F	91420	76.0
42	1050	RWSECS-42F	91421	86.0
48	1200	RWSECS-48F	91422	97.0
54	1350	RWSECS-54F	91423	108.0
60	1500	RWSECS-60F	91424	120.0
72	1800	RWSECS-72F	91425	141.0
84	2100	RWSECS-84F	91426	163.0
96	2400	RWSECS-96F	91427	185.0

Lead Time: 1 working day

Shaded items are made to order. Lead time: 3 weeks

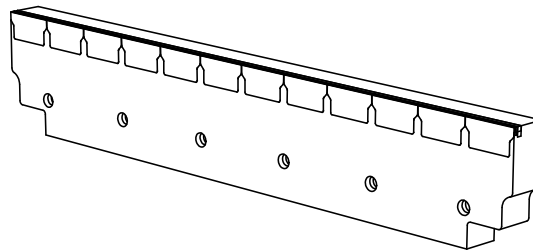


Flexco Retrofit Blade for 1C-ICT Cleaner

BELT WIDTH		ORDERING NUMBER	ITEM CODE	WT. LBS.
in.	mm			
18	450	CBSBLD18F	79947	16.0
24	600	CBSBLD24F	79948	22.0
30	750	CBSBLD30F	79949	27.0
36	900	CBSBLD36F	79950	33.0
42	1050	CBSBLD42F	79951	39.0
48	1200	CBSBLD48F	79952	45.0
54	1350	CBSBLD54F	79953	50.0
60	1500	CBSBLD60F	79954	56.0
72	1800	CBSBLD72F	79955	67.0
84	2100	CBSBLD84F	79956	79.0
96	2400	CBSBLD96F	79957	90.0

Lead Time: 1 working day

Shaded items are made to order. Lead time: 3 weeks



Product Notes:

- Works with mechanical or vulcanized splices.
- Replacement blades with this design are simple and easy – no longer do you need to purchase an entire blade/pole assembly to replace the blade.

Optional Mounting Kits

Installation Accessories

OPTIONAL MOUNTING KITS FOR BELT CLEANERS

Versatile, adjustable brackets and plates that can be mounted on the conveyor structure so precleaners and secondary cleaners can be easily and quickly bolted into place.



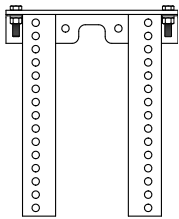
75830

- Optional Mounting Bar Kit
(with bolts, nuts and washers)
- For mounting precleaners on open head pulleys.
 - Weld on both sides of pulley and bolt on steel plates.
 - For use with MSP, MMP, MHP, MHCP



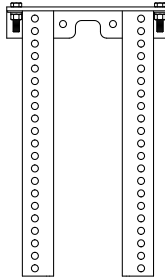
76537

- Mounting Plate Kit (incl. 2 plates, 16" x 32" (400 x 800 mm))
- For use with Mounting Bars to mount cleaners on open head pulleys.
 - For use with MSP, MMP, MHP, MHCP



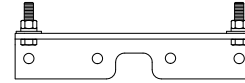
76071

- Standard Mounting Bracket Kit
- For MHS/MDWS secondary cleaner installs.



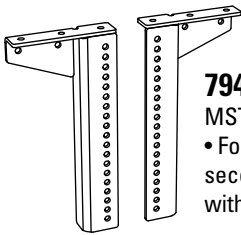
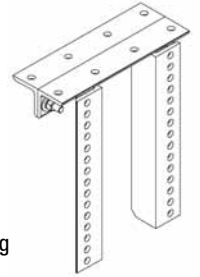
76072

- Long Mounting Bracket Kit
- For installations that require extra length legs.



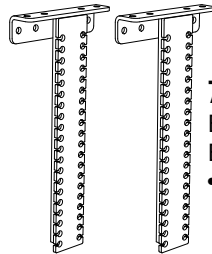
76073

- Optional Top Angle Kit
- Used with both standard and long mounting bracket kits for additional mounting options.



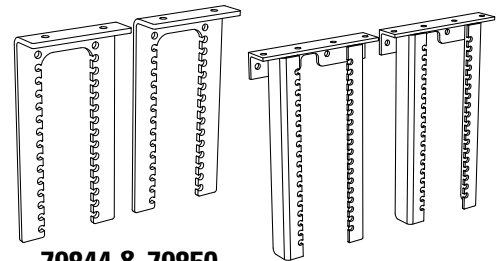
79434

- MST Drop Bracket Kit
- For installs of secondary cleaners with MST tensioners.



79536

- Brush Cleaner Drop Bracket Kit
- For brush cleaner installations that require extra length legs.



79844 & 79850

- Y-Type SD & HD Drop Bracket Kits
- For Y-Type cleaner installations that require extra length legs.

Optional Mounting Kits

(includes 2 brackets/bars)

DESCRIPTION	ORDERING NUMBER	ITEM CODE	WT. LBS.
Standard Mounting Bracket Kit *	SSTSMB	76071	34.3
Long Mounting Bracket Kit *	SSTLMB	76072	43.5
Optional Top Angle Kit *	SSTOTA	76073	10.5
Optional Mounting Bar Kit *	MMBK	75830	19.5
Mounting Plate Kit (incl. 2 plates)	MMPK	76537	140.0
MST Drop Brackets (2)	MSTDB	79434	27.7
Brush Cleaner Drop Brackets (2)	MBCDBK	79536	28.9
Y-Type Standard Duty Drop Brackets (2)	YSTDBK	79844	19.7
Y-Type Heavy Duty Drop Brackets (2)	YSTHDBK	79850	32.1

*Hardware Included

Lead time: 1 working day

Pole Extender Kit

(includes 2 pole extenders)

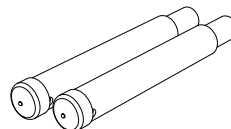
DESCRIPTION	ORDERING NUMBER	ITEM CODE	WT. LBS.
2-7/8" (73mm) Pole Extender Kit	MAPEK	76024	21.9
2-3/8" (60mm) Pole Extender Kit	RAPEK	77423	18.0

Provides 30" (750mm) of extended pole length.

Lead time: 1 working day

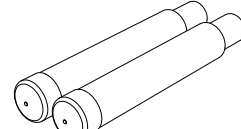
77423

2-3/8" Pole Extender Kit



76024

2-7/8" Pole Extender Kit



Specs and Notes:

- Standard brackets are 13" W x 15-1/2" L (330x394mm).
- Long brackets are 13" W x 21-1/2" L (330x546mm).
- Mounting bars are 1-1/2" W x 16" L (38x400mm) with (4) 5/8-11 tapped holes.
- Mounting plates are 16" W x 32" L (400x800mm) with (4) 5/8" (16mm) holes.

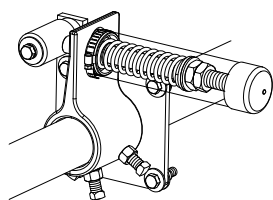
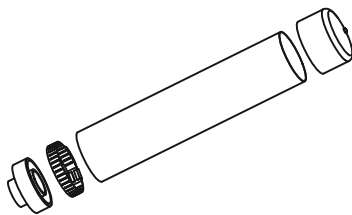
Product Ordering Information

Spring Tensioner Accessories

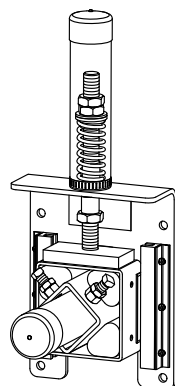
Spring Covers

ORDERING NUMBER	ITEM CODE	WT. LBS.
SPG-CVR-A	77387	0.3
SPG-CVR-B	77388	0.3
SPG-CVR-C	77389	0.3
SPG-CVR-D	77390	0.4
SPG-CVR-E	77391	0.4
SPG-CVR-F	77392	0.3
SPG-CVR-G	77393	0.3
SPG-CVR-H	77741	0.3

Includes 1 spring cover
Lead time: 1 working day



Spring cover on
Precleaner tensioner



Spring cover on
Secondary cleaner
tensioner

Spring Cover Selection Chart

TENSIONER	SPRING COVER REQ'D
EST-P	77387
EST-S	77387
EST-B	77388
QMT-P	77389
QMT-W	77390
QMT-G	77391
QMT-S	77391
PST-R	77391
PST-W	77390
PST-S	77390
SST-W	77392
SST-S	77392
SST-B	77393
SST-G	77392
UST-P	77387
UST-S	77387
UST-W	77390
CST-W	77741
CST-S	77741
CST-B	77741
CST-G	77741

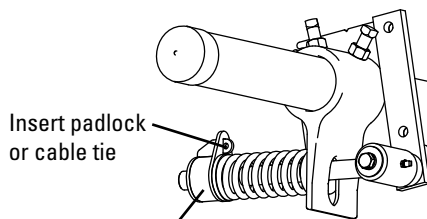

Tensioner Lock*

Designed to prevent tampering or unauthorized retensioning of the cleaner.

ORDERING NUMBER	ITEM CODE	WT. LBS.
TEN-LOCK-KIT	77443	0.4

*For MSP, MMP, MHP, MHCP, H-Type Precleaners and MSS, MHS, MDWS Secondary Cleaners

Includes 1 tensioner lock
Lead time: 1 working day



Tensioner Lock
(Precleaner
tensioner shown)

Patent pending

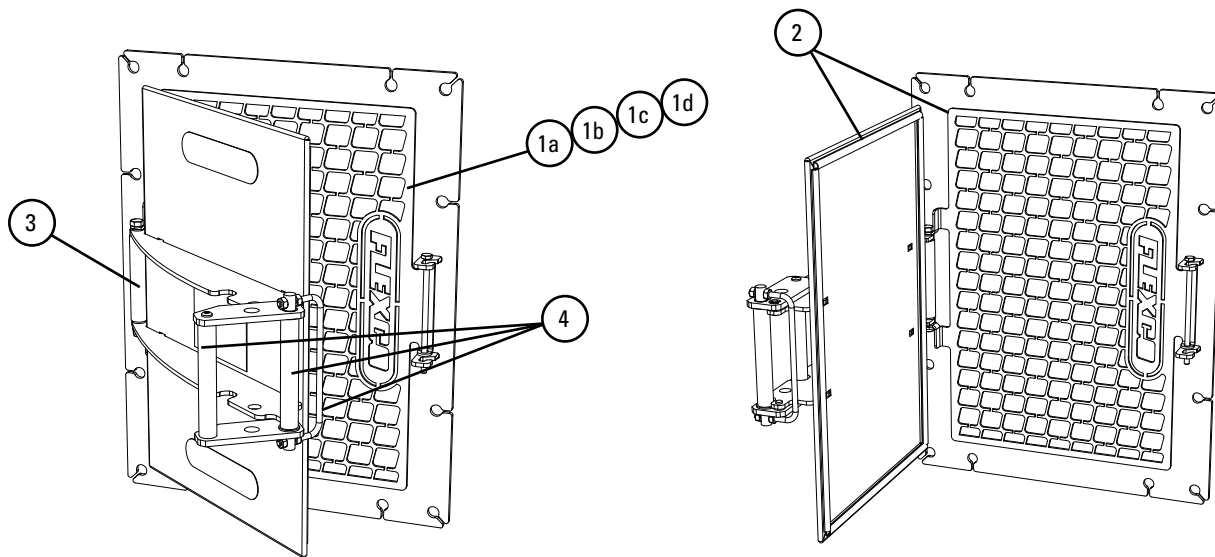
Product Ordering Information

Inspection Door

Inspection Doors

DESCRIPTION	ORDERING NUMBER	ITEM CODE	WT. LBS.
Inspection Door 12 x 12 (300x300mm)*	INDR-1212	79303	19.2
Inspection Door 12 x 18 (300x450mm)*	INDR-1218	79304	23.5
Inspection Door 18 x 24 (450x600mm)*	INDR-1824	79305	35.2
Inspection Door 24 x 24 (600x600mm)*	INDR-2424	79306	42.8
Inspection Door w/Screen 12 x 12 (300x300mm)*	INDR-1212S	79307	21.2
Inspection Door w/Screen 12 x 18 (300x450mm)*	INDR-1218S	79308	26.0
Inspection Door w/Screen 18 x 24 (450x600mm)*	INDR-1824S	79309	39.7
Inspection Door w/Screen 24 x 24 (600x600mm)*	INDR-2424S	79310	48.3

*Hardware included



Replacement Parts

REF	DESCRIPTION	ORDERING NUMBER	ITEM CODE	WT. LBS.
1a	Inspection Door Screen 12 x 12 (300x300mm)*	IDSC-1212	79311	1.9
1b	Inspection Door Screen 12 x 18 (300x450mm)*	IDSC-1218	79312	2.5
1c	Inspection Door Screen 18 x 24 (450x600mm)*	IDSC-1824	79313	4.4
1d	Inspection Door Screen 24 x 24 (600x600mm)*	IDSC-2424	79314	5.5
2	Replacement Seal - 5' (1.5M)**	IDSEAL	79315	0.1
3	Replacement Hinge	IDHINGE	79316	0.2
4	Replacement Latch (incl. bolt, bushings & nut)	IDLATCH	79317	2.5

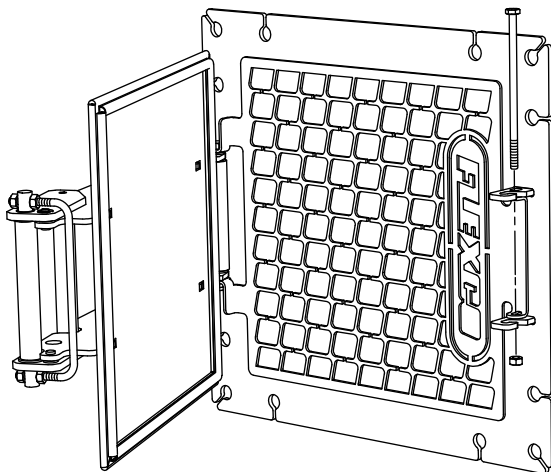
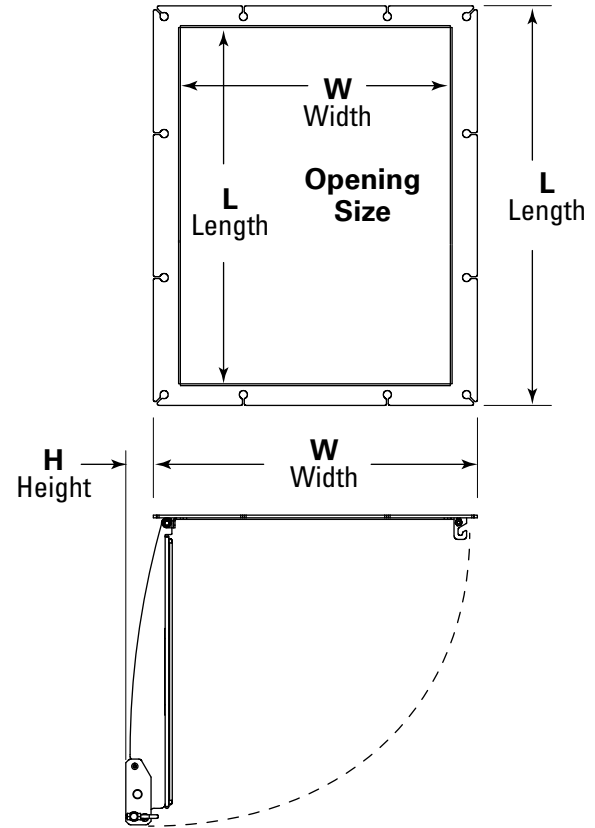
*Hardware included

**One 5' length of seal is needed for 12x12" and 12x18" doors or screens, and two 5' lengths are needed for 18x24" and 24x24" doors or screens. Double if replacing seal on both door and screen.

Specifications & Guidelines

Inspection Door

Inspection Door Specifications					
Door (Opening) Size (Width, Length)		Outer Dimensions (Width, Length)		Height	
in.	mm	in.	mm	in.	mm
12 W x 12 L	300 W x 300 L	16-5/16 W x 15-3/4 L	415 W x 400 L	3-7/16	90
12 W x 18 L	300 W x 450 L	16-5/16 W x 21 3/4 L	415 W x 555 L	3-7/16	90
18 W x 24 L	450 W x 600 L	22-5/16 W x 27 3/4 L	570 W x 705 L	3-7/16	90
24 W x 24 L	600 W x 600 L	28-5/16 W x 27 3/4 L	720 W x 705 L	3-7/16	90



Screen (Optional)

Screen serves as a guard that helps keep hands and tools from being placed into the chute/enclosure, but still allows visual access. Screen is hinged on the same side as the door and bolted in place on the other side so it does not require full removal for accessing the chute/enclosure. A wrench is required to remove the bolt that holds the screen in place as a safety feature. (Holes are sized per ANSI B11 and ISO 1819.)

Specifications:

- Temperature Rating-70°F to 350°F (-55°C to 175°C)

Product Ordering Information

Water Spray Pole Systems Belt Cleaner Accessories

Spray Pole Kits*


Standard & Heavy-Duty

BELT WIDTH		ORDERING NUMBER	ITEM CODE	WT. LBS.
in.	mm			
18	450	SPK18	74709	23.0
24	600	SPK24	74710	23.0
30	750	SPK30	74711	24.0
36	900	SPK36	74712	24.0
42	1050	SPK42	74713	25.5
42	1050	SPKHD42	74952	26.5
48	1200	SPK48	74714	26.0
48	1200	SPKHD48	74953	27.0
54	1350	SPK54	74715	27.0
54	1350	SPKHD54	74954	28.0
60	1500	SPK60	74716	28.0
60	1500	SPKHD60	74955	29.0
72	1800	SPK72	74717	30.0
72	1800	SPKHD72	74718	32.0
84	2100	SPKHD84	74719	34.0
96	2400	SPKHD96	74720	36.0
120	3000	SPKHD120	74721	40.0

*Includes Spray Pole, Mounting Brackets, and 10' (3M) Hose.
Standard-duty is for use on P-Type®, R-Type®, U-Type® 18" - 60", Y-Type®SD, and EZS2 cleaners; Heavy-duty is for use on H-Type®, U-Type® 72" - 96", Y-Type®HD, FMS, CBS, MHS, and MDWS cleaners.

Other sizes available upon request.

Lead time: 1 working day



Spray Pole



Spray Pole Control Panel

Replacement Parts

DESCRIPTION	ORDERING NUMBER	ITEM CODE	WT. LBS.
Standard Spray Pole Mounting Kit	SPMK2	75578	3.6
HD Spray Pole Mounting Kit	SPMK3	75579	3.7
SP Ball Valve	SPBV	74742	0.6
SP Y Strainer	SPYS	74743	1.5
SP Pressure Regulator	SPPR	74744	1.2
SP Hose 10 ft	SPH10	74745	2.9
Spray Pole Nozzle	SPN	74746	0.1
Spray Pole Gauge	SPG	74747	0.5
SP SS Pipe Nipple	SPPN	74748	0.1

Lead time: 1 working day

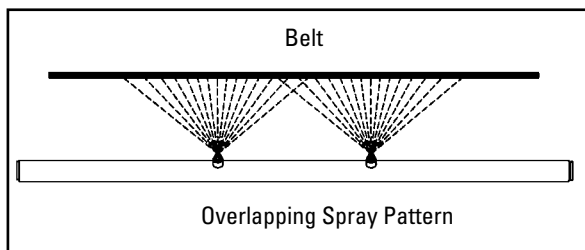
Control Assembly

DESCRIPTION	ORDERING NUMBER	ITEM CODE	WT. LBS.
SP Control Panel with Regulator, Strainer and Pressure Gauge	SPCP	74734	16.5

Lead time: 1 working day

Spray Nozzles Per Cleaner Size

in.	18	24	30	36	42	48	54	60	72	84	96	120
mm	450	600	750	900	1050	1200	1350	1500	1800	2100	2400	3000
Spray Nozzles	1	2	2	3	3	4	4	5	6	7	8	10




Specifications

- Stainless steel pole with powder coated steel clamping brackets.
- Spray nozzles are spaced on 12" (300mm) centers.
- Delivers .98 gallons (3.7 liters) per minute at 60 psi (414 kPa).
- Generally will affect moisture content of material by less than ½%.
- Maximum inlet pressure is 300 psi (2069 kPa).
- Typical pressure setting is 40-60 psi (276-414 kPa).

Product Ordering Information

Wash Box



Wash Box

BELT WIDTH		DRAIN	ORDERING NUMBER	ITEM CODE	WT. LBS.	FLUSH HOLES PER BELT WIDTH	VOLUME CU. FT.
in.	mm						
24	600	Rear	WB24-2-S/S	K2546	484.91	5	22.66
30	750	Rear	WB30-2-S/S	K2547	532.57	5	26.39
36	900	Rear	WB36-2-S/S	K2548	574.70	6	30.11
42	1050	Rear	WB42-2-S/S	K2549	616.83	6	33.84
48	1200	Rear	WB48-2-S/S	K2550	658.96	7	37.56
54	1350	Rear	WB54-2-S/S	K2551	701.09	7	41.29
60	1500	Rear	WB60-2-S/S	K2552	743.22	8	45.01
72	1800	Rear	WB72-2-S/S	K2553	827.48	9	52.46
84	2100	Rear	WB84-2-S/S	K2554	911.74	10	59.91
96	2400	Rear	WB96-2-S/S	K2555	996.00	11	67.36
24	600	Center	WB24C-2-S/S	K2686	462.72	9	20.71
30	750	Center	WB30C-2-S/S	K2687	504.00	9	24.12
36	900	Center	WB36C-2-S/S	K2688	544.17	11	27.52
42	1050	Center	WB42C-2-S/S	K2689	585.45	11	30.93
48	1200	Center	WB48C-2-S/S	K2690	626.73	13	34.33
54	1350	Center	WB54C-2-S/S	K2691	668.01	13	37.74
60	1500	Center	WB60C-2-S/S	K2692	709.29	15	41.14
72	1800	Center	WB72C-2-S/S	K2693	791.85	17	47.95
84	2100	Center	WB84C-2-S/S	K2694	874.41	19	54.76
96	2400	Center	WB96C-2-S/S	K2695	956.97	21	61.57

The dimensions, mass & volumes shown here are nominal for a standard Flexco Wash Box and will be confirmed to suit each specific application. Each flush hole's flow rate is approximately 0.13 gallon per minute at 60psi.

Lead-time 4-6 weeks

Product Notes:

- Flexco Wash Box system provides a high-efficiency customized belt cleaning solution for even the toughest applications
- Fully enclosed to clean the belt and then contain the waste wash water
- Washdown sprays flush material off the bottom pan and out the drain portal
- Custom mounting plates match cleaner selection for optimal sealing
- Hinged doors located on each side for easy inspection
- Built-in belt spray bar enhances cleaning efficiency and simplifies cleaner service

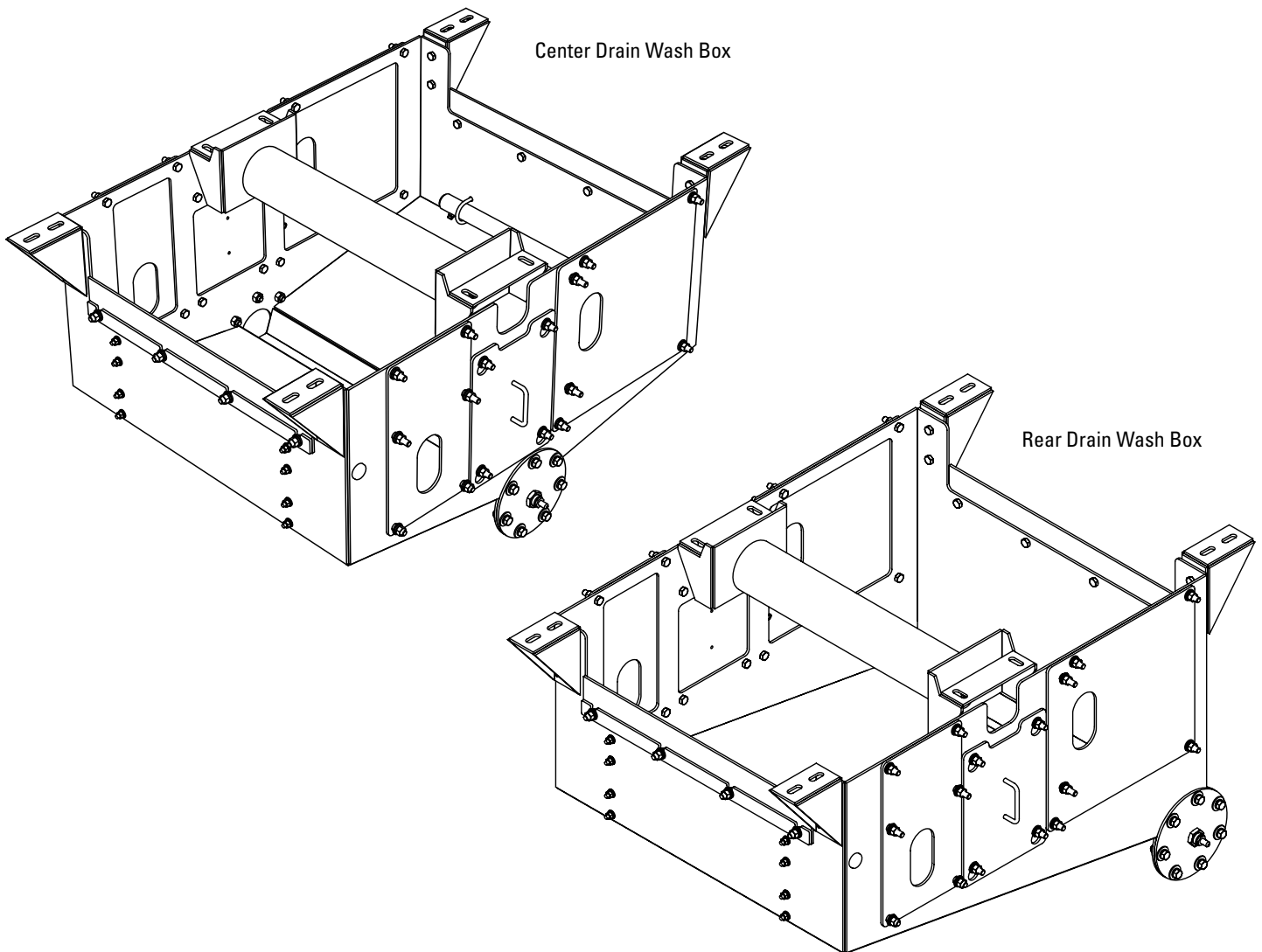
Control Assembly

DESCRIPTION	ORDERING NUMBER	ITEM CODE	WT. LBS.
SP Control Panel with Regulator, Strainer and Pressure Gauge	SPCP	74734	16.5

Lead time: 1 working day

Specifications & Guidelines

Wash box



Specifications:

- Maximum Belt Speed1500 FPM (7.6 m/)
- Temperature Rating-30°F to 180°F (-35°C to 192°C)
- Available for Belt Widths24" to 96" (600 to 2400 mm)
- Drain OptionsRear Drain (suitable for most applications)
Center Drain (suitable for conveyors level to ground)
- Construction Materials.....304 Stainless
- For Use With.....Any Flexco Secondary Cleaner Combination

Product Ordering Information

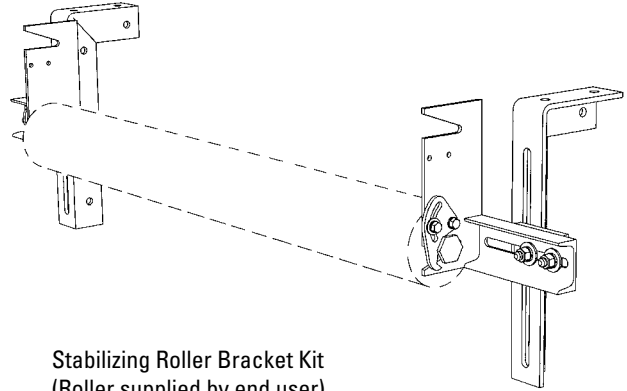
Stabilizing Roller Bracket Kit Belt Cleaner Accessories

Stabilizing Roller Bracket Kit*

Provides universal brackets to mount the user's return roller as a hold-down (stabilizing) roller on top of the return side belt. Holds the belt flat so the belt cleaner can maximize its cleaning performance.

DESCRIPTION	ORDERING NUMBER	ITEM CODE	WT. LBS.
Stabilizing Roller Bracket Kit	SRBK	74941	34.0

*Works with most CEMA C and D rollers.
Lead time: 1 working day



Stabilizing Roller Bracket Kit
(Roller supplied by end user)

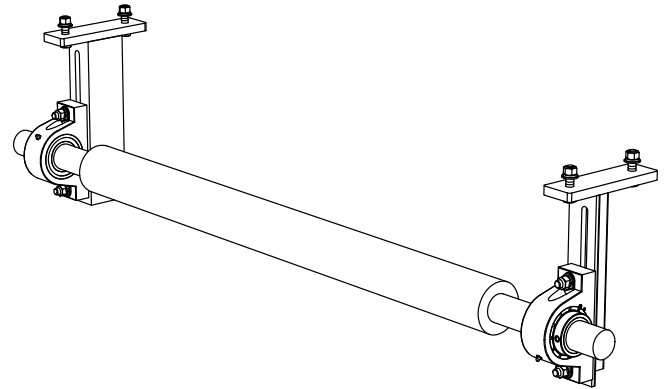
Product Ordering Information

Live-Shaft Hold-Down Roll Belt Cleaner Accessories

Live-Shaft Hold-Down Roll

BELT WIDTH		ROLL DIAMETER		ORDERING NUMBER	ITEM CODE	WT. LBS
in.	mm	in.	mm			
24	600	4 1/2	114	HDR24	79010	159.0
30	750	4 1/2	114	HDR30	79011	169.0
36	900	4 1/2	114	HDR36	79012	180.0
42	1050	4 1/2	114	HDR42	79013	190.0
48	1200	4 1/2	114	HDR48	79014	249.0
54	1350	4 1/2	114	HDR54	79015	255.0
60	1500	4 1/2	114	HDR60	79016	265.0
72	1800	5	127	HDRS72*	79017	565.0
84	2100	5	127	HDRS84*	79018	615.0

Includes roller bracket kit
 *72" and 84" feature solid roll
 Lead time: 1 working day



Replacement Roll

BELT WIDTH		ROLL DIAMETER		ORDERING NUMBER	ITEM CODE	WT. LBS
in.	mm	in.	mm			
24	600	4 1/2	114	HDRR24	79019	114.0
30	750	4 1/2	114	HDRR30	79020	124.0
36	900	4 1/2	114	HDRR36	79021	135.0
42	1050	4 1/2	114	HDRR42	79022	145.0
48	1200	4 1/2	114	HDRR48	79023	204.0
54	1350	4 1/2	114	HDRR54	79024	210.0
60	1500	4 1/2	114	HDRR60	79025	220.0
72	1800	5	127	HDRRS72*	79026	520.0
84	2100	5	127	HDRRS84*	79027	570.0

*72" and 84" feature solid roll
 Lead time: 1 working day

Roller Bracket Kit*

DESCRIPTION	ORDERING NUMBER	ITEM CODE	WT. LBS
Hold Down Roll Bracket Kit - 24" to 60"	HDRBK	79009	45.0
HD Hold Down Roll Bracket Kit - 72" to 84"	HDRBK-HD	79072	45.0

*Includes Left and Right Bracket
 Lead time: 1 working day

Add-On Grease Hose Extension Kit

DESCRIPTION	ORDERING NUMBER	ITEM CODE	WT. LBS
Grease Hose Extension Kit incl. 2 ea. 16" hose w/fittings and tie-downs	HDRGEK	79236	1.0

Lead time: 1 working day

Specifications:

- Overall Roll Length Belt Width +6" (150mm)
- Overall Shaft Length Belt Width +30" (750mm)
- Shaft Diameter 24" - 42" (600-1050mm) – 1-15/16" diameter
 48" - 60" (1200-1500mm) – 2-7/16" diameter
 72" - 84" (1800-2100mm) – 2-15/16" diameter
- Shaft Construction 24" - 60" (600-1500mm) – 1045 CD
 72" - 84" (1800-2100mm) turned from solid 4140 round stock

Product Notes:

- For use in applications with belt cup or belt flap.
- By preventing these issues secondary cleaner performance and blade/tip life is enhanced.

Product Ordering Information

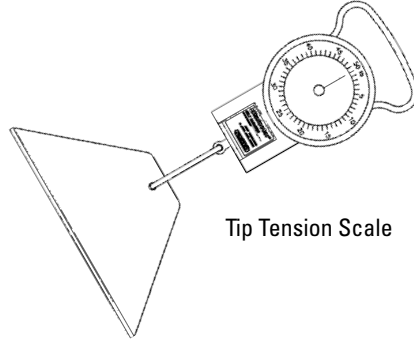
Optional Installation Tools

Tip Tension Scale

For easy checking of blade tension on all H-Type® Precleaners.

DESCRIPTION	ORDERING NUMBER	ITEM CODE	WT. LBS.
H Tip Tension Scale	HTTS	74141	0.1

Lead time: 1 working day



Tip Tension Scale

Spring Tension Chart

CLEANER	HXF	H V-Tip	H Protected V-Tip	Hi-Temp V-Tip
Pounds	28#	18#	18#	18#
Kg	12.7	8.2	8.2	8.2

For installation and for retensioning blades during maintenance.

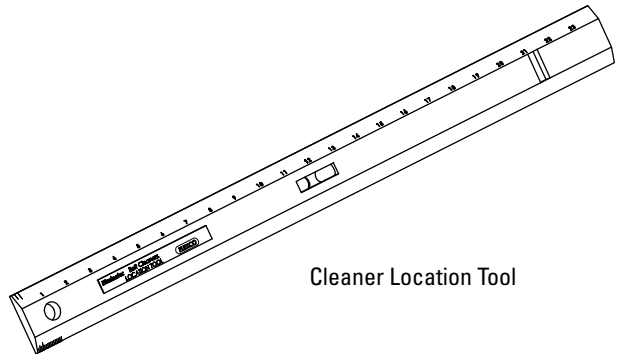
Cleaner Location Tool

Handy 2-in-1 tool for measuring and leveling during cleaner installation.

DESCRIPTION	ORDERING NUMBER	ITEM CODE	WT. LBS.
Location Tool	ELT	74774	0.3

Length - 24" (600mm)

Lead time: 1 working day



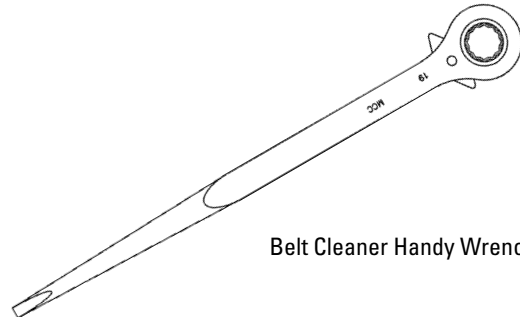
Cleaner Location Tool

Belt Cleaner Handy Wrench

A ratcheting wrench with 2 common socket sizes (11/16" & 3/4", 17mm & 19mm) for belt cleaner installation and maintenance.

DESCRIPTION	ORDERING NUMBER	ITEM CODE	WT. LBS.
Belt Cleaner Handy Wrench	HW-BC	74100	1.2

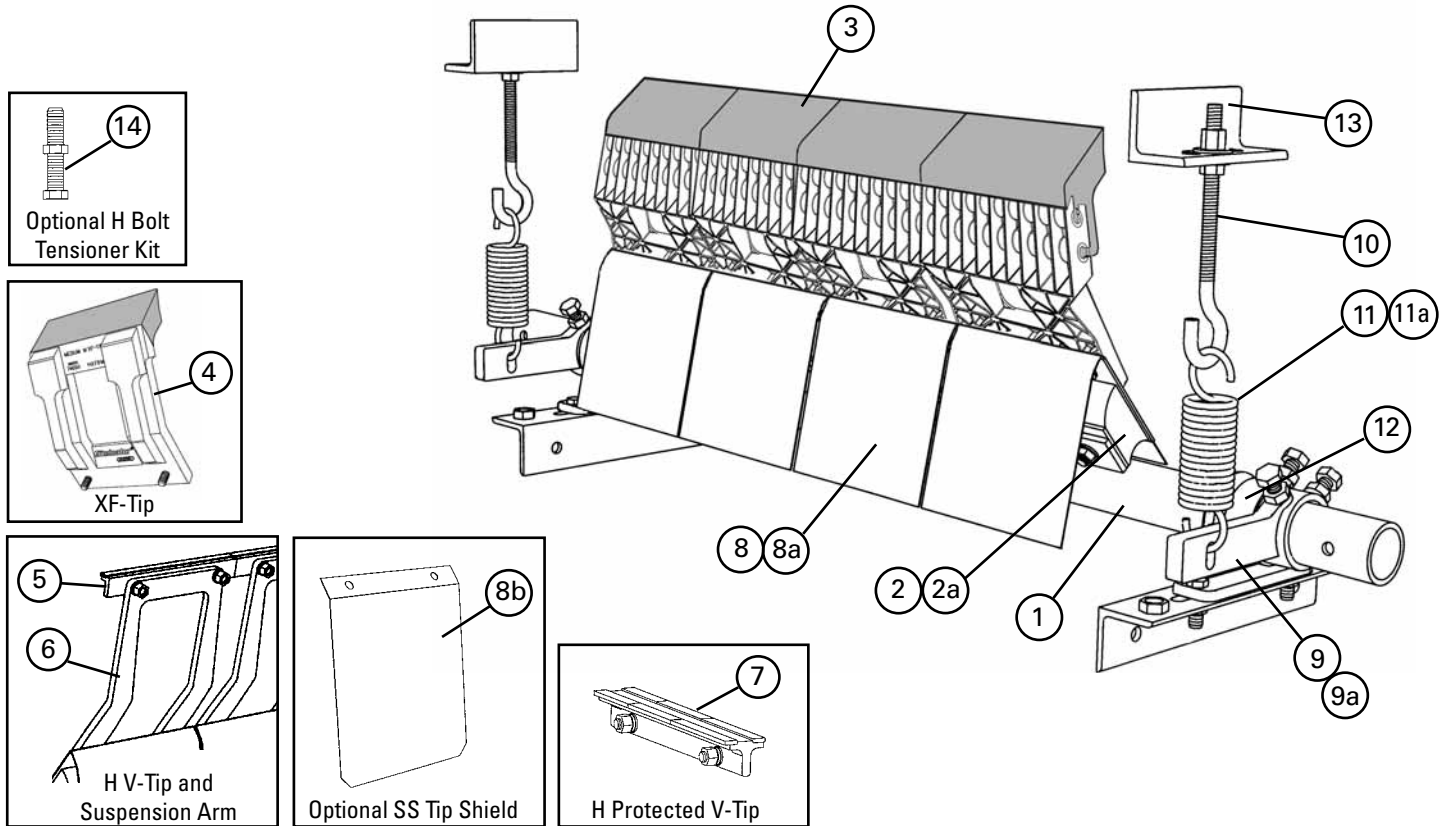
Lead time: 1 working day



Belt Cleaner Handy Wrench

Product Ordering Information

Old-Style H-Type® Cleaners Legacy Belt Cleaner Parts



Replacement Parts

REF	DESCRIPTION	ORDERING NUMBER	ITEM CODE	WT. LBS.
1	18" (450mm) Pole	HP-18	78990	23.0
	24" (600mm) Pole	HP-24	78991	27.0
	30" (750mm) Pole	HP-30	78992	29.0
	36" (900mm) Pole	HP-36	78993	33.0
	42" (1050mm) Pole	HP-42	78994	43.0
	48" (1200mm) Pole	HP-48	78995	47.0
	54" (1350mm) Pole	HP-54	78996	53.0
	60" (1500mm) Pole	HP-60	78997	59.0
72" (1800mm) Pole	HP-72	78998	66.0	
2	H2 XF-Tip Cushion* (for HXF2 & HV Tips)	HXFC2	75902	4.0
2a	H2 F-Tip Cushion* (for SS HXF2 & SS HV Tips)	HFC2	75901	4.0
3	HXF2-Tip Extra Small*	HXF2-SS	75979	3.0
	HXF2-Tip Small*	HXF2-S	75980	3.4
	HXF2-Tip Medium*	HXF2-M	75981	3.8
	HXF2-Tip Large*	HXF2-L	75982	4.1
4	H XF-Tip Extra Small*	HXF8SS	74307	3.4
	H XF-Tip Small*	HXF8S	74689	3.8
	H XF-Tip Medium*	HXF8M	74690	4.1
	H XF-Tip Large*	HXF8L	74691	4.5
5	H V-Tip (for vulcanized belts only)	HVT8-S/S	75419	1.0
	H SSS Suspension Arm*	HSA8SSS	75565	0.4
	H SS Suspension Arm*	HSA8SS	73047	0.5
	H S Suspension Arm*	HSA8S	73048	1.0
	H M Suspension Arm*	HSA8M	73049	1.5
	H L Suspension Arm*	HSA8L	73063	2.0
6	H LL Suspension Arm*	HSA8LL	73064	2.5
7	H Protected V-Tip* (for vulcanized belts only)	HVPT	73631	2.7

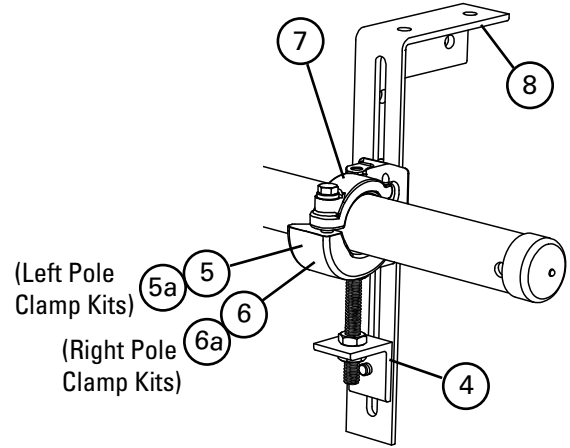
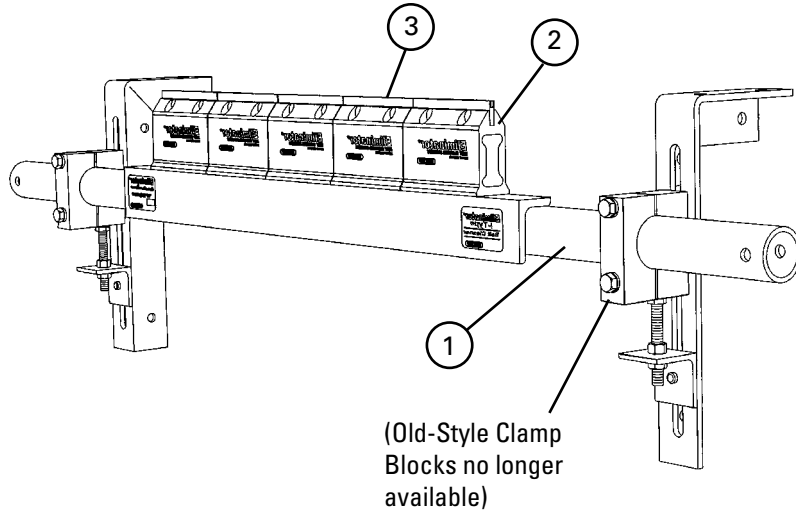
REF	DESCRIPTION	ORDERING NUMBER	ITEM CODE	WT. LBS.
8	H Polyshield	HPS8	73050	0.5
8a	H SS Cushion Shield	HSSCS	74772	0.6
8b	H SS Tip Shield	HSSTS	74771	0.5
9	H Adjusting Arm Repair Kit* (includes 1 adjusting arm)	HAR-K	78786	6.0
9a	H HD Adjusting Arm Repair Kit* (includes 1 adjusting arm)	HDARK	74550	8.0
10	J-Bolt Kit* (includes 1 ea.)	STJK	74417	0.7
11	Tension Spring (includes 1 ea.) for 18" (450mm)	STTS	74419	1.4
11a	HD Tension Spring (includes 1 ea.) for sizes 24" to 72" (600-1800mm)	HDTTS	74502	2.0
12	Pole Lock (includes 1 ea.)	EZP1PL	75641	1.1
13	Spring Tensioner J-Bolt Mount (incl. 1 ea.)	STJM	74775	3.0
-	H Mounting/J-Bolt Kit - Single (incl. 1 ea. items 9,10,11,12,13 and 2 ea. bracket/bearing)	H-MK1	78987	20.0
-	H Mounting/J-Bolt Kit - Dual (incl. 2 ea. items 9,10,11,12,13 and bracket/bearing)	H-MK2	78801	24.4
-	Spring Tension Kit - Single (incl. 1 ea. items 10,11, & 13 and 2 ea. item 12)	STKS	74505	6.8
-	Spring Tension Kit - Dual (includes 2 ea. items 10,11,12 & 13)	STKD	74504	11.2
-	Spring Tension Kit HS - Single (incl. 1 ea. items 10,11a, & 13 and 2 ea. item 12)	STKHSS	74313	8.0
-	Spring Tension Kit HS - Dual (includes 2 ea. items 10,11a,12 & 13)	STKHSD	74316	16.0
14	H Bolt Tensioner Kit (includes 2 adjusting bolts & 2 jam nuts)	HBTK	74776	0.5

*Hardware included
Pole Diameter - 2-3/8" (60mm)
Lead time: 1 working day

Shaded items are made to order.
Lead time: 10 working days

Product Ordering Information

I-Type™ Legacy Belt Cleaner Parts



New Style Clamp Block

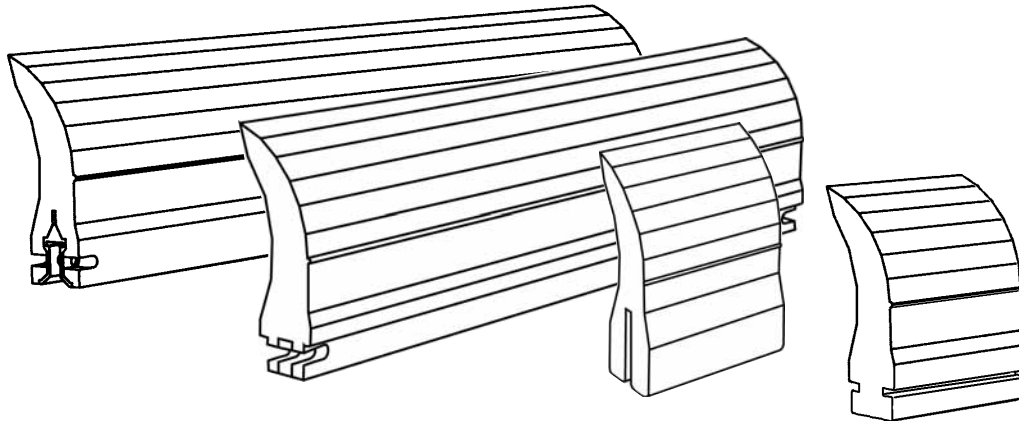
I-Type™ Replacement Parts

REF	DESCRIPTION	ORDERING NUMBER	ITEM CODE	WT. LBS.
1	18" (450mm) Pole	EZS2P18	75652	25.0
	24" (600mm) Pole	EZS2P24	75653	28.0
	30" (750mm) Pole	EZS2P30	75654	30.0
	36" (900mm) Pole	EZS2P36	75655	34.0
	42" (1050mm) Pole	EZS2P42	75656	36.0
	48" (1200mm) Pole	EZS2P48	75657	39.0
	54" (1350mm) Pole	EZS2P54	75658	42.0
	60" (1500mm) Pole	EZS2P60	75659	77.0
	72" (1800mm) Pole	EZS2P72	75660	89.0
2	1 Standard Cushion*	ISC	74534	2.1
3	1 C-Tip* (for mechanically spliced and vulcanized belts)	ICT6	74535	0.7
4	Adjusting Bracket Kit (1 Right and 1 Left)	PAB	75513	1.5
5	Pole Clamp Kit LEFT* (1 ea.) (incl. item 7) (for sizes 18"-54" (450-1350mm))	CCKL	79224	6.8
5a	HD Pole Clamp Kit LEFT* (1 ea.) (incl. item 7a) for sizes 60"-72" (1500-1800mm)	CCKHDL	79225	8.7
6	Pole Clamp Kit RIGHT* (1 ea.) (incl. item 7) for sizes 18"-54" (450-1350mm)	CCKR	79228	6.8
6a	HD Pole Clamp Kit RIGHT* (1 ea.) (incl. item 7a) for sizes 60"-72" (1500-1800mm)	CCKHDR	79229	8.7
7	Cradle Clamp Top Strap (1 ea.) for use on L or R Pole Clamp Kit	CCKTS	79232	1.1
7a	HD Cradle Clamp Top Strap (1 ea.) for use on L or R HD Pole Clamp Kit	CCKHDTS	79233	1.7
8	Mounting Bracket Kit (1 Right and 1 Left)	EZS2MBK	75666	13.0
-	Cradle Clamp Mounting Kit* for sizes 18"-54" (450-1350mm) (incl. 1 ea. Items 5, 6, & 8, 2 ea. Items 4 & 7)	CCMK	78919	33.0
-	HD Cradle Clamp Mounting Kit* for sizes 60"-72" (1500-1800mm) (incl. 1 ea. Items 5a, 6a, & 8, 2 ea. Items 4 & 7a)	CCMKHD	78920	36.7

*Hardware included.
Pole Diameter - 2-3/8" (60mm)
Lead time: 1 working day

Part Number Cross-Reference Guide

ConShear™ Replacement Blades for OEM Belt Cleaners



ConShear™ Blade Technology

The patented polyurethane blade design that delivers a conforming and shearing action to provide consistent belt cleaning.

- **Faceted Profile** – the blade forms a new cleaning edge each time the blade wears down to a new faceted section.
- **Long Wearing** – a proprietary polyurethane blend that provides up to 30% more wear life than conventional solid blades.
- **Material Path Option** – choose the blade size that spans just the material path on the belt. This minimizes differential wear between the ends and the center of the blade. It allows the blade to conform better to the belt for more cleaning power. See page 150 for more information.
- **Replacement Indicator** – a molded-in wear line provides easy visual notice when the blade is worn out and needs to be replaced.
- **Quick, Easy Change-Out** – simply pull one pin, remove the worn blade, insert the new blade and replace the pin.

For best cleaning and wear life results the ConShear blade must be located against the conveyor head pulley in the correct position and must be tensioned properly.

See page 150 for proper blade installation and tensioning instructions.

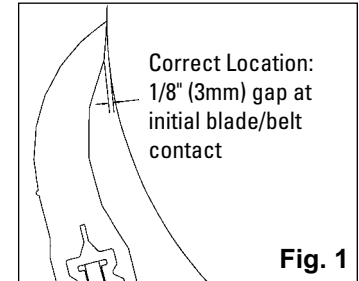
Installation and Tensioning Tips

ConShear™ Replacement Blades for OEM Belt Cleaners

For optimal cleaning efficiency and long wear life, the ConShear™ blade must be located and tensioned correctly on the belt head pulley. If the OEM cleaner pole is in the wrong location the performance of the new blade may be adversely affected. See "Possible Problems" below. For tensioning, please follow these instructions. Our recommended tensioning may be as much as 2 times more than the OEM recommendation, but the added tension is needed to take full advantage of the ConShear Blade Technology.

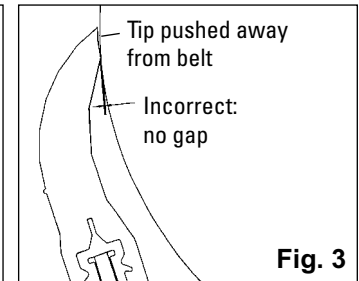
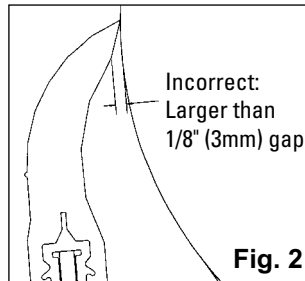
Correct Location:

When blade contact is made against the head pulley (prior to tensioning) there should be a 1/16" (1.5mm) to 1/8" (3mm) gap at the bottom of the blade face (Fig. 1).



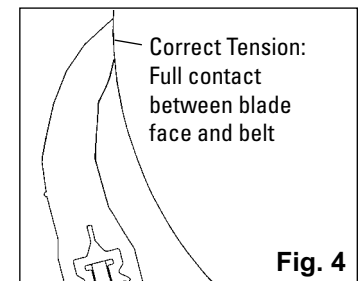
Possible Problems:

- **Pole location too far out** – The initial blade/belt contact gap will be larger than 1/8" (3mm)(Fig. 2). If the blade is correctly tensioned it may flip through before it is fully worn. If tensioned too lightly, it will develop the "smile effect" quickly and not clean properly.
- **Pole location too far in** – If there is no gap at the initial blade/belt contact (Fig. 3), the tip of the blade may not be touching the belt. In this case, the blade will push away and lose its shearing (cleaning) effect. The blade may also develop a flap at the tip which may trap material.



Correct Tensioning:

The blade should be tensioned until the gap is gone (Fig. 4).

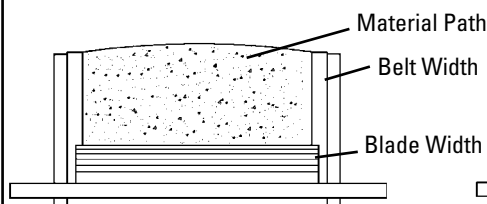


The "Material Path" Option

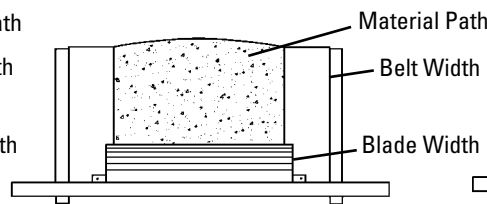
For optimal cleaning and reduced blade retensioning, the cleaner blade width should be sized to fit the material path of the belt. The material path is typically the center 2/3 of the belt width. Choosing a blade only slightly wider than the material path can decrease differential blade wear which reduces blade retensioning maintenance, as well as reducing the frequency of blade replacement.

Match blade width to belt's material path

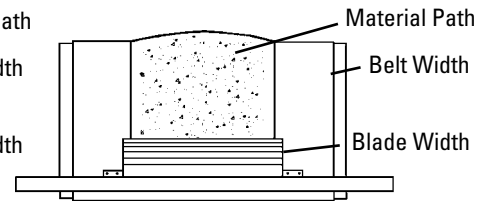
Belt Width Minus 2" (50mm)



Belt Width Minus 8" (200mm)



Belt Width Minus 14" (350mm)



Part Number Cross-Reference Guide

Cross-Reference for Replacement of Martin® QC® #1 Standard Blades and Martin® Pit Viper™ Standard Blades

Ordering Information

BELT WIDTH	ACTUAL BLADE LENGTH	MARTIN® QC #1® PART NUMBER	MARTIN® PIT VIPER™ PART NUMBER	ORDERING NUMBER	CON SHEAR™ ITEM CODE	WT. LBS.
12"	10"	32773-1211	PV1211100R	CRB10	75628	4.6
18"	16"	32773-1811	PV1811160R	CRB16	75629	7.3
24"	22"	32773-2411	PV2411220R	CRB22	75630	10.1
30"	28"	32773-3011	PV3011280R	CRB28	75631	12.8
36"	34"	32773-3611	PV3611340R	CRB34	75632	15.5
42"	40"	32773-4211	PV4211400R	CRB40	75633	18.3
48"	46"	32773-4811	PV4811460R	CRB46	75634	21.0
54"	52"	32773-5411	PV5411520R	CRB52	75635	23.8
60"	58"	32773-6011	PV6011580R	CRB58	75636	26.5
72"	70"	32773-7211	PV7211700R	CRB70	75773	32.0

Additional blade sizes are available upon request. Call for pricing.

NOTE: Blade coverage is 2 inches less than belt width.

Lead time: 1 working day

NOTE: Also works on Baker-Bohnert Yellow Jacket™ Primary Cleaners.

Replacement Blade Pin

ORDERING NUMBER	ITEM CODE	WT. LBS.
EZP1BP	75642	0.1

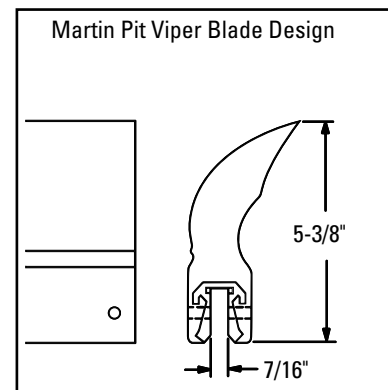
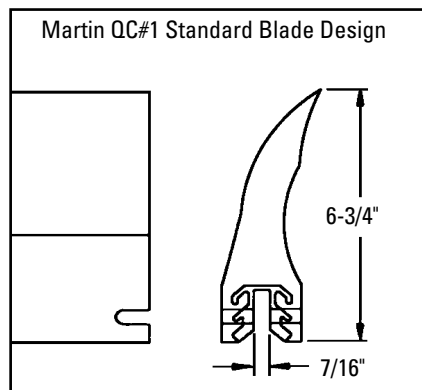
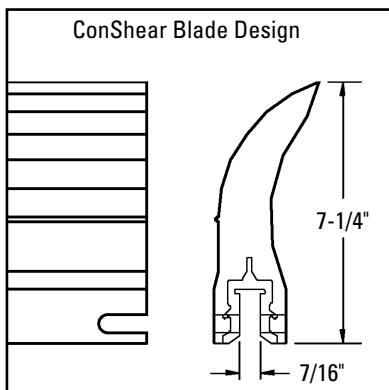
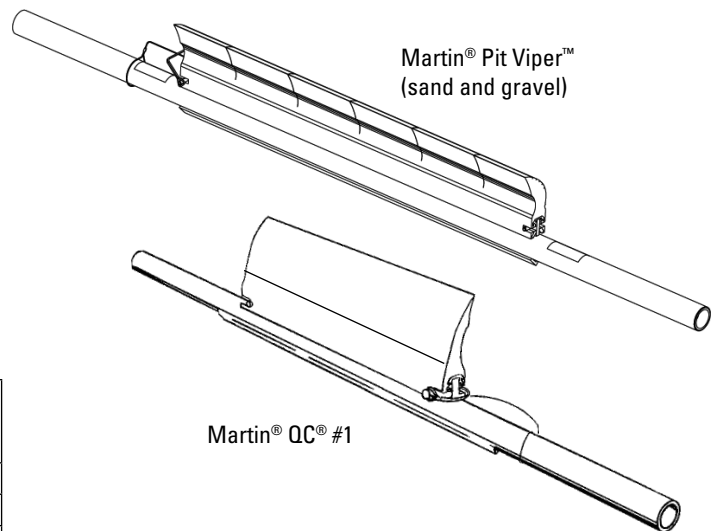
Lead time: 1 working day

Specifications

SLOT WIDTH	POLE PLATE THICKNESS	CON SHEAR™ BLADE HEIGHT	QC#1 BLADE HEIGHT
7/16"	5/16"	7-1/4"	6-3/4"

Usable Blade Volume Comparison

BLADE TYPE	BLADE LENGTH	Usable BLADE AREA (cross-section)	Usable BLADE VOLUME
Martin® QC™ #1	28"	3.00 in ²	84.0 in ³
Martin® Pit Viper™	28"	4.20 in ²	117.6 in ³
ConShear™	28"	5.50 in ²	154.0 in ³



U.S. Patent No. D482,508S

ConShear™ is a trademark of Flexible Steel Lacing Company.

Martin® and QC® #1 are registered trademarks, and Pit Viper™ is a trademark of Martin Engineering, Neponset, IL.

Yellow Jacket™ is a trademark of Baker-Bohnert, Louisville, KY

Part Number Cross-Reference Guide

Cross-Reference for Replacement of Martin® QC® #1 Heavy-Duty Blades

Ordering Information

BELT WIDTH	ACTUAL BLADE LENGTH	MARTIN® PART NUMBER	ORDERING NUMBER	CONShear™ ITEM CODE	WT. LBS.
18"	12"	35381-1811	RBQC1HD-12	75985	5.5
24"	18"	35381-2411	RBQC1HD-18	75986	8.3
30"	24"	35381-3011	RBQC1HD-24	75987	11.0
36"	30"	35381-3611	RBQC1HD-30	75988	13.8
42"	36"	35381-4211	RBQC1HD-36	75989	16.6
48"	42"	35381-4811	RBQC1HD-42	75990	19.3
54"	48"	35381-5411	RBQC1HD-48	75991	22.1
60"	54"	35381-6011	RBQC1HD-54	75992	24.8
72"	66"	35381-7211	RBQC1HD-66	75993	30.4

Additional blade sizes are available upon request. Call for pricing.

NOTE: Blade coverage is 6 inches less than belt width.

Lead time: 1 working day

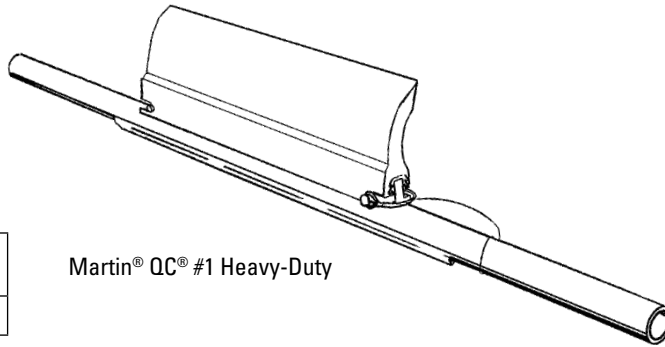
Replacement Blade Pin

ORDERING NUMBER	ITEM CODE	WT. LBS.
RB38BP	79481	0.2

Lead time: 1 working day

Specifications

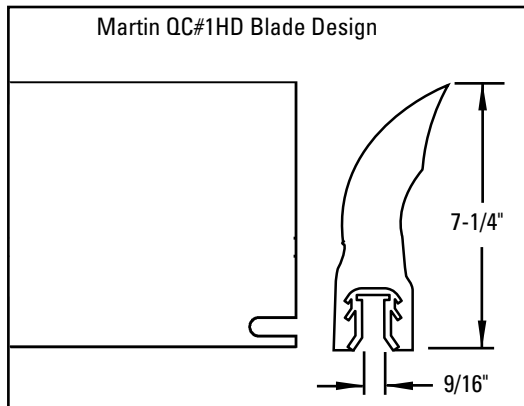
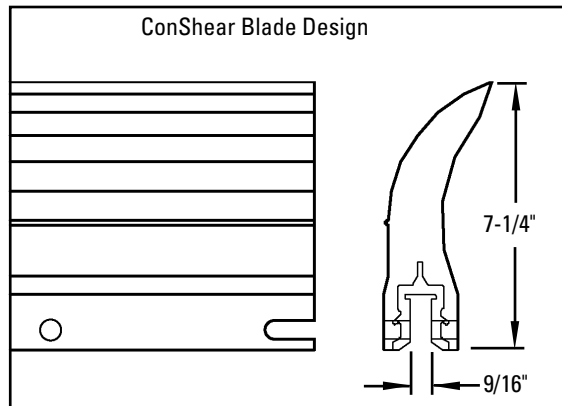
SLOT WIDTH	POLE PLATE THICKNESS	CONShear BLADE HEIGHT	QC#1HD BLADE HEIGHT
9/16"	1/2"	7-1/4"	7-1/4"



Martin® QC® #1 Heavy-Duty

Usable Blade Volume Comparison

BLADE TYPE	BLADE LENGTH	Usable BLADE AREA (cross-section)	Usable BLADE VOLUME
Martin® QC™ #1 HD	28"	6.65 in ²	186.2 in ³
ConShear™	28"	5.50 in ²	154.0 in ³



U.S. Patent No. D482,508S

ConShear™ is a trademark of Flexible Steel Lacing Company.

Martin® and QC® #1 are registered trademarks of Martin Engineering, Neponset, IL.

Part Number Cross-Reference Guide

Cross-Reference for Replacement of Martin® QB® #1 Blades

Ordering Information

BELT WIDTH	ACTUAL BLADE LENGTH	MARTIN® PART NUMBER	ORDERING NUMBER	CON SHEAR™ ITEM CODE	WT. LBS.
18"	16"	39344-1811160R	RBQB1-16/400	90935	7.3
24"	18"	39344-2411180R	RBQB1-18/450	90936	8.2
	22"	39344-2411220R	RBQB1-22/550	90937	10.1
30"	24"	39344-3011240R	RBQB1-24/600	90938	11.0
	28"	39344-3011280R	RBQB1-28/700	90939	12.8
36"	30"	39344-3611300R	RBQB1-30/750	90940	13.7
	34"	39344-3611340R	RBQB1-34/850	90941	15.5
42"	36"	39344-4211360R	RBQB1-36/900	90942	16.5
	40"	39344-4211400R	RBQB1-40/1000	90943	18.3
48"	42"	39344-4811420R	RBQB1-42/1050	90944	19.2
	46"	39344-4811460R	RBQB1-46/1150	90945	21.0
54"	48"	39344-5411480R	RBQB1-48/1200	90946	21.9
	52"	39344-5411520R	RBQB1-52/1300	90947	23.8
60"	54"	39344-6011540R	RBQB1-54/1350	90948	24.7
	58"	39344-6011580R	RBQB1-58/1450	90949	26.5
66"	60"	39344-6611600R	RBQB1-60/1500	90950	27.4
72"	64"	39344-7211640R	RBQB1-64/1600	90951	29.2
	70"	39344-7211700R	RBQB1-70/1750	90952	32.0
78"	72"	39344-7811720R	RBQB1-72/1800	90953	32.9

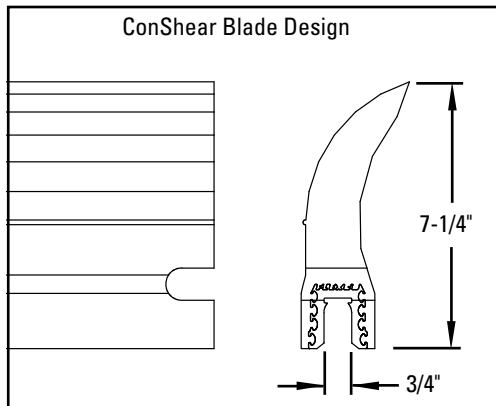
Lead time: 1 working day

Specifications

SLOT WIDTH	CON SHEAR BLADE HEIGHT	QB#1 BLADE HEIGHT
3/4"	7-1/4"	6-1/2"

Usable Blade Volume Comparison

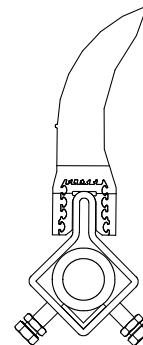
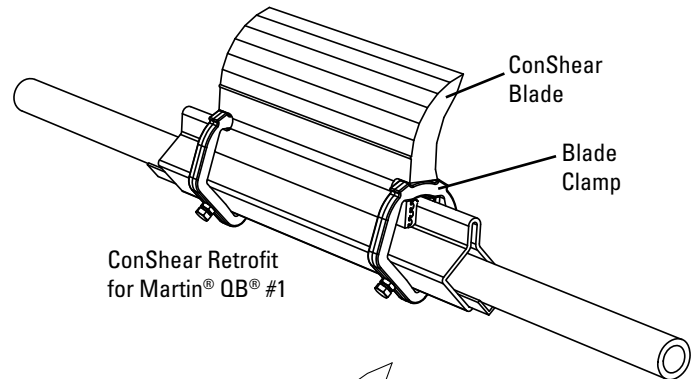
BLADE TYPE	BLADE LENGTH	Usable BLADE AREA (cross-section)	Usable BLADE VOLUME
Martin® QB™ #1	28"	5.75 in ²	161.0 in ³
ConShear™	28"	5.50 in ²	154.0 in ³



Replacement Blade Clamp

ORDERING NUMBER	ITEM CODE	WT. LBS.
QB1PCK	90954	4.8

Lead time: 1 working day



U.S. Patent No. D482,508S
ConShear™ is a trademark of Flexible Steel Lacing Company.
Martin® and QB® #1 are registered trademarks of Martin Engineering, Neponset, IL.

Part Number Cross-Reference Guide

Cross-Reference for Replacement of Martin® QC® Extra Heavy-Duty Blades

Ordering Information

BELT WIDTH		BLADE WIDTH		MARTIN QC XHD PART NUMBER	ORDERING NUMBER	ITEM CODE	WT. LBS.
in.	mm	in.	mm				
24	600	18	450	35897-2411	TRB18	76485	21.0
30	750	24	600	35897-3011	TRB24	76486	28.0
36	900	30	750	35897-3611	TRB30	76487	35.0
42	1050	36	900	35897-4211	TRB36	76488	42.0
48	1200	42	1050	35897-4811	TRB42	76489	49.0
54	1350	48	1200	35897-5411	TRB48	76490	56.0
60	1500	54	1350	35897-6011	TRB54	76491	63.0
66	1650	60	1500	35897-6611	TRB60	76492	70.0
72	1800	66	1650	35897-7211	TRB66	76493	77.0
78	1950	72	1800	35897-7811	TRB72	76494	87.0
84	2100	78	1950	35897-8411	TRB78	76697	91.0
90	2250	84	2100	35897-9011	TRB84	77047	98.0
96	2400	90	2250	35897-9611	TRB90	77048	105.0

Additional blade sizes are available upon request. Call for pricing.

NOTE: Blade coverage is 6 inches less than belt width.

Lead time: 1 working day

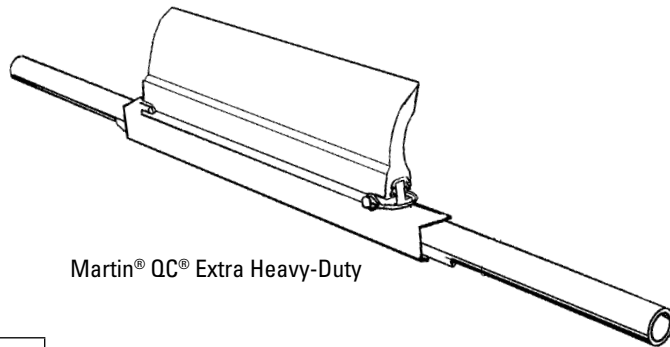
Replacement Blade Pin

ORDERING NUMBER	ITEM CODE	WT. LBS.
MMPBPK	76466	0.8

Lead time: 1 working day

Specifications

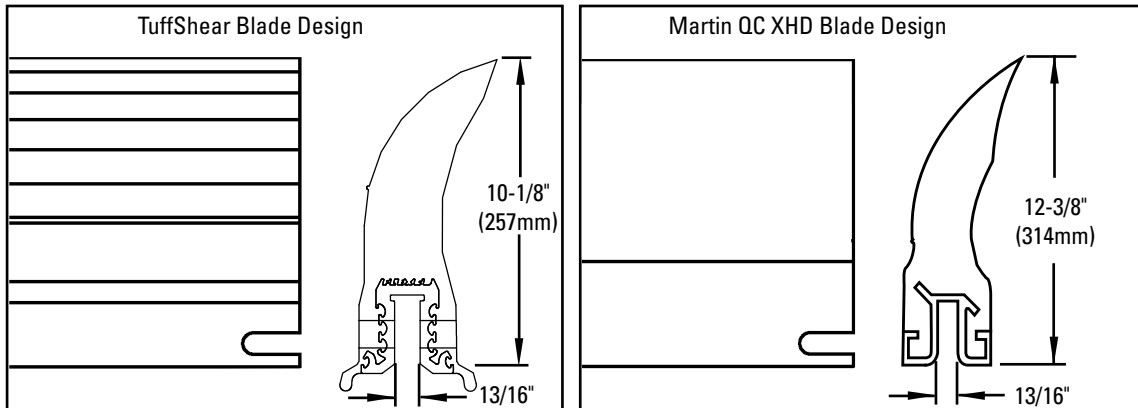
SLOT WIDTH	POLE PLATE THICKNESS	TUFFSHEAR BLADE HEIGHT	QC XHD BLADE HEIGHT
13/16"	3/4"	10-1/8" (257mm)	12-3/8" (314mm)



Martin® QC® Extra Heavy-Duty

Usable Blade Volume Comparison

BLADE TYPE	BLADE LENGTH	Usable BLADE AREA (cross-section)	Usable BLADE VOLUME
Martin® QC™ XHD	30"	17.01 in ²	510.3 in ³
TuffShear™	30"	12.08 in ²	362.7 in ³



U.S. Patent No. D482,508S

TuffShear™ is a trademark of Flexible Steel Lacing Company.

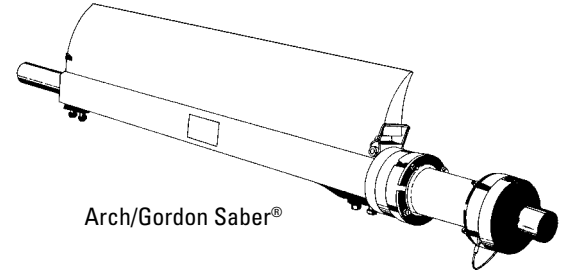
Martin® and QC® #1 are registered trademarks of Martin Engineering, Neponset, IL.

Part Number Cross-Reference Guide

Cross-Reference for Replacement of Arch-Gordon Saber® Primary Blades

Ordering Information

BELT WIDTH	ACTUAL BLADE LENGTH	ARCH/GORDON PART NUMBER	ORDERING NUMBER	CONShear™ ITEM CODE	WT. LBS.
18"	16"	MRBSB000180000	RBAGS-16	75995	7.3
18"	18"	MRBSB00018F000	RBAGS-18	76967	8.2
24"	22"	MRBSB000240000	RBAGS-22	75996	10.1
24"	24"	MRBSB00024F000	RBAGS-24	76968	11.0
30"	28"	MRBSB000300000	RBAGS-28	75997	12.8
30"	30"	MRBSB00030F000	RBAGS-30	76969	13.7
36"	34"	MRBSB000360000	RBAGS-34	75998	15.5
36"	36"	MRBSB00036F000	RBAGS-36	76970	16.5
42"	40"	MRBSB000420000	RBAGS-40	75999	18.3
42"	42"	MRBSB00042F000	RBAGS-42	76971	19.2
48"	46"	MRBSB000480000	RBAGS-46	76028	21.0
48"	48"	MRBSB00048F000	RBAGS-48	76972	21.9
54"	52"	MRBSB000540000	RBAGS-52	76029	23.8
54"	54"	MRBSB00054F000	RBAGS-54	76973	24.7
60"	58"	MRBSB000600000	RBAGS-58	76030	26.5
60"	60"	MRBSB00060F000	RBAGS-60	76974	27.4
72"	70"	MRBSB000720000	RBAGS-70	76031	32.0
72"	72"	MRBSB00072F000	RBAGS-72	76975	32.9
84"	84"	MRBSB00084F000	RBAGS-84	76976	38.4



Arch/Gordon Saber®

Additional blade sizes are available upon request. Call for pricing.

Lead time: 1 working day

NOTE: Also works on Falcon Primary Cleaners (Canada).

Replacement Blade Pin

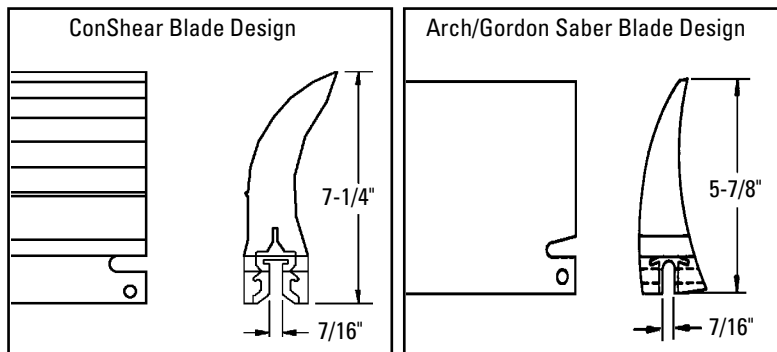
ORDERING NUMBER	ITEM CODE	WT. LBS.
EZP1BP	75642	0.1

Lead time: 1 working day

ConShear-LS for Arch/Gordon Mini-Saber Blades

BELT WIDTH		BLADE WIDTH		ARCH/GORDON PART NUMBER	ORDERING NUMBER	CONShear-LS ITEM CODE	WT. LBS.
in.	mm	in.	mm				
18	450	16	400	MRBMN00018	RBAGM-16	77106	3.3
24	600	22	550	MRBMN00024	RBAGM-22	77107	4.6
30	750	28	700	MRBMN00030	RBAGM-28	77108	5.8
36	900	34	850	MRBMN00036	RBAGM-34	77109	7.1
42	1050	40	1000	MRBMN00042	RBAGM-40	77110	8.3
48	1200	46	1150	MRBMN00048	RBAGM-46	77111	9.6

Additional sizes are available upon request. Call for pricing.



Specifications

SLOT WIDTH	POLE PLATE THICKNESS	CONShear BLADE HEIGHT	SABER BLADE HEIGHT
7/16"	3/8"	7-1/4"	5-7/8"

Usable Blade Volume Comparison

BLADE TYPE	BLADE LENGTH	Usable BLADE AREA (cross-section)	Usable BLADE VOLUME
Arch/Gordon Saber®	28"	3.06 in ²	85.7 in ³
ConShear™	28"	5.50 in ²	154.0 in ³

U.S. Patent No. D482,508S

ConShear™ is a trademark of Flexible Steel Lacing Company.

Saber® is a registered trademark of Arch Environmental Equipment Inc., Paducah, KY.

Part Number Cross-Reference Guide

Cross-Reference for Replacement of Arch/Gordon Saber™ (SCM) Channel Mount Blades

Ordering Information

BELT WIDTH	ACTUAL BLADE LENGTH	ARCH/GORDON PART NUMBER	ARCH/GORDON OLD PART NUMBER	ORDERING NUMBER	CONShear™ ITEM CODE	WT. LBS.
18"	16"	MRBCM00018	SCM-016-18	RBAGSCM-16	76572	7.3
24"	22"	MRBCM00024	SCM-016-24	RBAGSCM-22	76573	10.1
30"	28"	MRBCM00030	SCM-016-30	RBAGSCM-28	76574	12.8
36"	34"	MRBCM00036	SCM-016-36	RBAGSCM-34	76575	15.5
42"	40"	MRBCM00042	SCM-016-42	RBAGSCM-40	76576	18.3
48"	46"	MRBCM00048	SCM-016-48	RBAGSCM-46	76577	21.0
54"	52"	MRBCM00054	SCM-016-54	RBAGSCM-52	76578	23.8
60"	58"	MRBCM00060	SCM-016-60	RBAGSCM-58	76579	26.5
72"	70"	MRBCM00072	SCM-016-72	RBAGSCM-70	76581	32.0

Additional blade sizes are available upon request. Call for pricing.
NOTE: Blade coverage is 2 inches less than belt width.

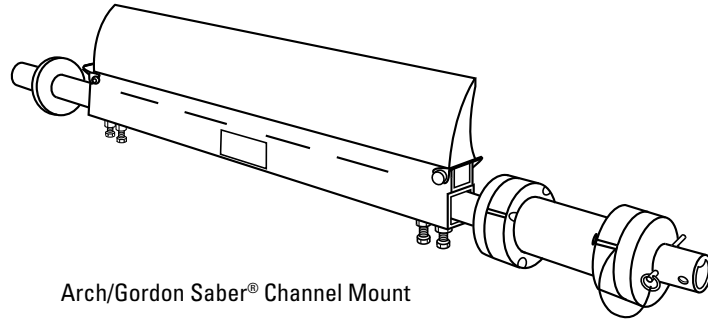
Replacement Blade Pin

ORDERING NUMBER	ITEM CODE	WT. LBS.
EZP1BP	75642	0.1

Lead time: 1 working day

Specifications

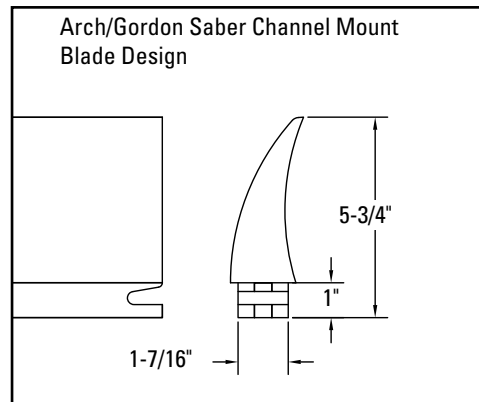
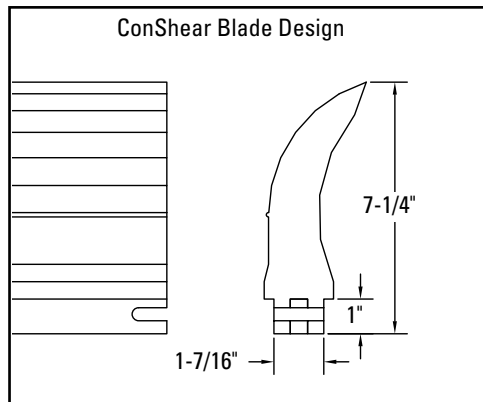
BASE WIDTH	CONShear BLADE HEIGHT	CHANNEL MOUNT BLADE HEIGHT
1-7/16"	7-1/4"	5-3/4"



Arch/Gordon Saber® Channel Mount

Usable Blade Volume Comparison

BLADE TYPE	BLADE LENGTH	Usable BLADE AREA (cross-section)	Usable BLADE VOLUME
Arch/Gordon Saber® Channel Mount	28"	3.06 in ²	85.7 in ³
ConShear™	28"	5.50 in ²	154.0 in ³



U.S. Patent No. D482,508S

ConShear™ is a trademark of Flexible Steel Lacing Company.

Saber® is a registered trademark of Arch Environmental Equipment Inc., Paducah, KY.

Part Number Cross-Reference Guide

Cross-Reference for Replacement of Superior Exterra® Blades

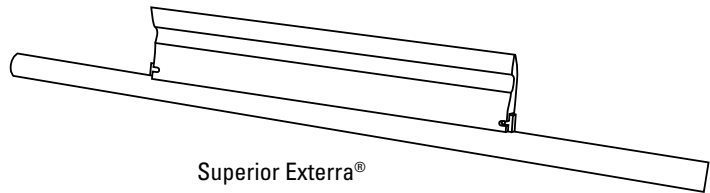
Ordering Information

BELT WIDTH	ACTUAL BLADE LENGTH	SUPERIOR EXTERRA® PART NUMBER	ORDERING NUMBER	CONSHEAR™ ITEM CODE	WT. LBS.
12"	10"	07-00540	RBSE-10	79861	4.6
18"	16"	07-00541	RBSE-16	79862	7.3
24"	22"	07-00542	RBSE-22	79863	10.1
30"	28"	07-00543	RBSE-28	79864	12.8
36"	34"	07-00544	RBSE-34	79865	15.5
42"	40"	07-00545	RBSE-40	79866	18.3
48"	46"	07-00546	RBSE-46	79867	21.0
54"	52"	07-00547	RBSE-52	79868	23.8
60"	58"	07-00549	RBSE-58	79869	26.5
66"	64"	07-00548	RBSE-64	79870	29.3
72"	70"	07-00550	RBSE-70	79871	32.0

Additional blade sizes are available upon request. Call for pricing.

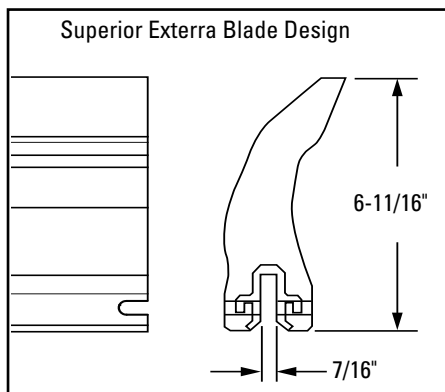
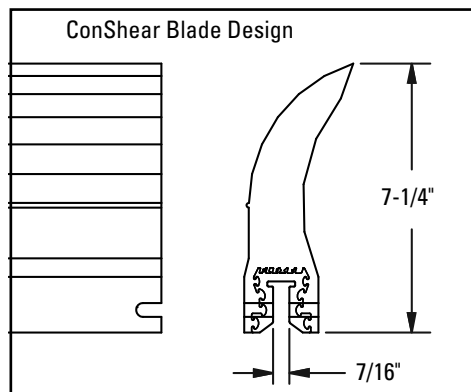
NOTE: Blade coverage is 2 inches less than belt width.

Lead time: 3 working days



Specifications

SLOT WIDTH	POLE PLATE THICKNESS	CONSHEAR BLADE HEIGHT	EXTERRA BLADE HEIGHT
7/16"	3/8"	7-1/4"	6-11/16"



U.S. Patent No. D482,508S

ConShear™ is a trademark of Flexible Steel Lacing Company.

Exterra® is a registered trademark of Superior Industries, Inc. Morris, MN

Part Number Cross-Reference Guide

Cross-Reference for Replacement of ASGCO® Skalper® III and IV Blades*

Ordering Information

BELT WIDTH	ACTUAL BLADE LENGTH	ASGCO® PART NUMBER	ORDERING NUMBER	CONSHEAR™ ITEM CODE	WT. LBS.
18"	18"	ASG-SK4-18A	RBAS4-18	76032	8.3
24"	24"	ASG-SK4-24A	RBAS4-24	76033	11.0
30"	30"	ASG-SK4-30A	RBAS4-30	76034	13.8
36"	36"	ASG-SK4-36A	RBAS4-36	76035	16.6
42"	42"	ASG-SK4-42A	RBAS4-42	76036	19.3
48"	48"	ASG-SK4-48A	RBAS4-48	76037	22.1
54"	54"	ASG-SK4-54A	RBAS4-54	76038	24.8
60"	60"	ASG-SK4-60A	RBAS4-60	76039	27.6
72"	72"	ASG-SK4-72A	RBAS4-72	76040	33.1

Additional blade sizes are available upon request. Call for pricing.

NOTE: Blade coverage is the same as the belt width.

Blade design is identical to Argonics replacement blade, except for length. Can be interchanged.

*Also interchangeable with ASGCO® Skalper® III Blades.

Lead time: 1 working day

Replacement Blade Pin

ORDERING NUMBER	ITEM CODE	WT. LBS.
RB38BP	79481	0.2

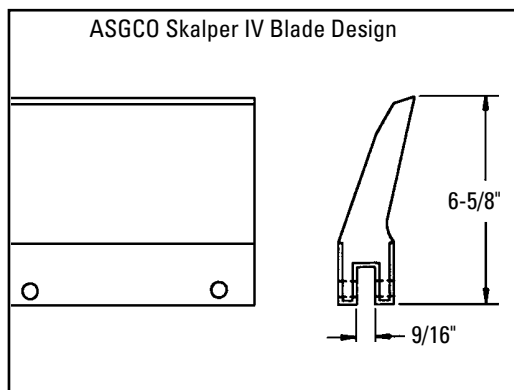
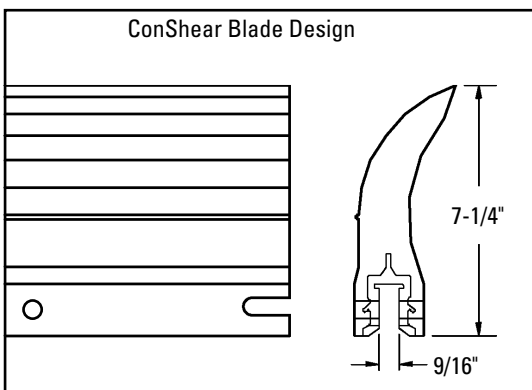
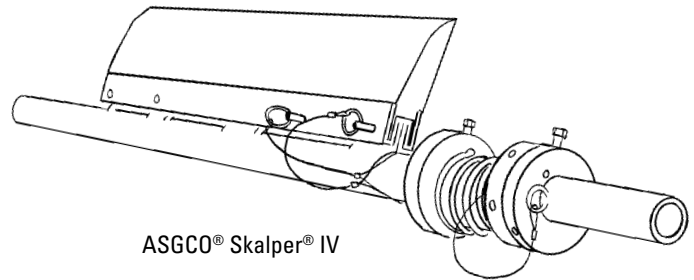
Lead time: 1 working day

Specifications

SLOT WIDTH	POLE PLATE THICKNESS	CONSHEAR BLADE HEIGHT	SKALPER BLADE HEIGHT
9/16"	1/2"	7-1/4"	6-5/8"

Usable Blade Volume Comparison

BLADE TYPE	BLADE LENGTH	Usable BLADE AREA (cross-section)	Usable BLADE VOLUME
ASGCO® Skalper® IV	28"	3.29 in ²	92.1 in ³
ConShear™	28"	5.50 in ²	154.0 in ³



U.S. Patent No. D482,508S

ConShear™ is a trademark of Flexible Steel Lacing Company.

ASGCO® and Skalper® are registered trademarks of ASGCO Mfg, Inc., Allentown, PA.

Part Number Cross-Reference Guide

Cross-Reference for Replacement of Argonics™ Raptor™ Blades

Ordering Information

BELT WIDTH	ACTUAL BLADE LENGTH	ARGONICS PART NUMBER	ORDERING NUMBER	CONShear™ ITEM CODE	WT. LBS.
12"	10"	CP-RE-10-G83	RBAER-10	76041	4.6
18"	16"	CP-RE-16-G83	RBAER-16	76042	7.3
24"	22"	CP-RE-22-G83	RBAER-22	76043	10.1
30"	28"	CP-RE-28-G83	RBAER-28	76044	12.8
36"	34"	CP-RE-34-G83	RBAER-34	76045	15.5
42"	40"	CP-RE-40-G83	RBAER-40	76046	18.3
46"	44"	CP-RE-44-G83	RBAER-44	76655	20.1
48"	46"	CP-RE-46-G83	RBAER-46	76047	21.0
54"	52"	CP-RE-52-G83	RBAER-52	76048	23.8
60"	58"	CP-RE-58-G83	RBAER-58	76049	26.5
72"	70"	CP-RE-70-G83	RBAER-70	76050	32.0

Additional blade sizes are available upon request. Call for pricing.

NOTE: Blade coverage is 2 inches less than the belt width.

Blade design is identical to ASGCO replacement blade, except for length. Can be interchanged.

Lead time: 1 working day

Replacement Blade Pin

ORDERING NUMBER	ITEM CODE	WT. LBS.
RB38BP	79481	0.2

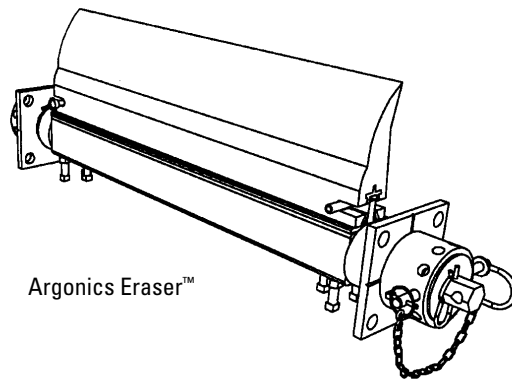
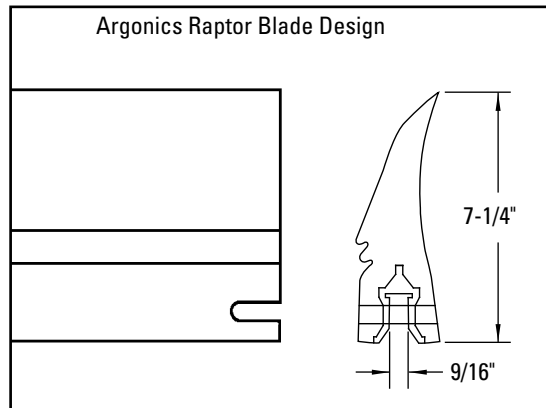
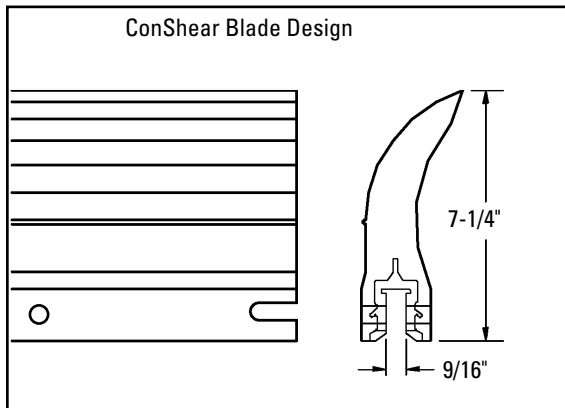
Lead time: 1 working day

Specifications

SLOT WIDTH	POLE PLATE THICKNESS	CONShear BLADE HEIGHT	RAPTOR BLADE HEIGHT
9/16"	1/2"	7-1/4"	7-1/4"

Usable Blade Volume Comparison

BLADE TYPE	BLADE LENGTH	Usable BLADE AREA (cross-section)	Usable BLADE VOLUME
Argonics™ Raptor™	28"	4.25 in ²	119.0 in ³
ConShear™	28"	5.50 in ²	154.0 in ³



U.S. Patent No. D482,508S

ConShear™ is a trademark of Flexible Steel Lacing Company.

Eraser™ and Raptor™ are registered trademarks of Argonics, Inc., Marquette, MI.

Part Number Cross-Reference Guide

Cross-Reference for Replacement of Stephens-Adamson Metso/Trellex Blades

Ordering Information

ACTUAL BLADE LENGTH	SA PART NUMBER	ORDERING NUMBER	CONShear™ ITEM CODE	WT. LBS.
6"	ABC90	RB6SA	76570	3.1

Blades fit into cartridge that mounts on the pole.
Lead time: 1 working day

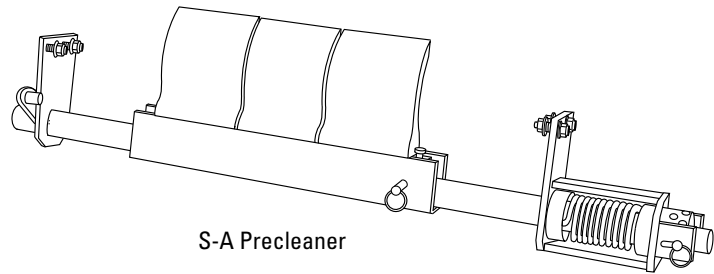
Cleaner Blades Required Per Belt Width

in.	18	24	30	36	42	48	54	60	72
mm	450	600	750	900	1050	1200	1350	1500	1800
Blades Required	2	3	4	5	6	7	8	9	11

NOTE: Blade coverage is 6 inches less than the belt width.

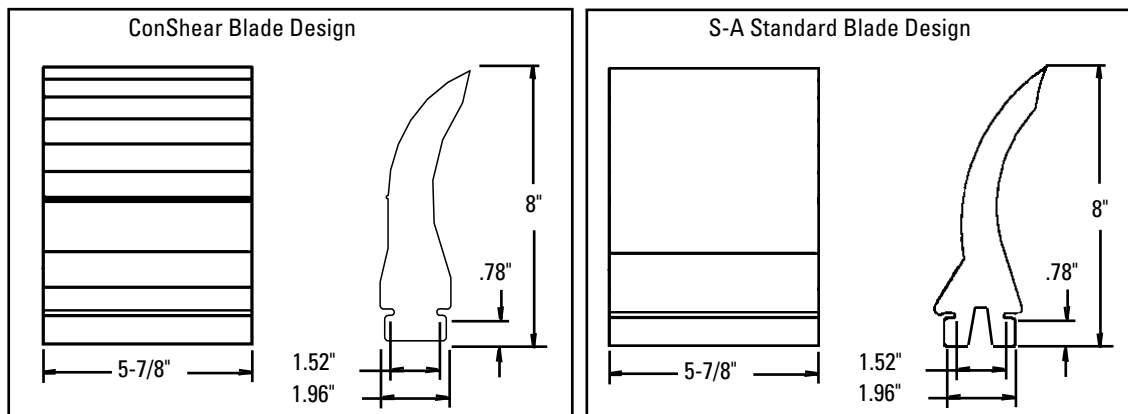
Specifications

BASE WIDTH	BASE HEIGHT	CONShear BLADE HEIGHT	S-A BLADE HEIGHT
1.96"	.78"	8"	8"



Usable Blade Volume Comparison

BLADE TYPE	BLADE LENGTH	Usable BLADE AREA (cross-section)	Usable BLADE VOLUME
S-A Metso/Trellex	6"	3.88 in ²	22.8 in ³
ConShear™	6"	5.50 in ²	33.0 in ³



U.S. Patent No. D482,508S

ConShear™ is a trademark of Flexible Steel Lacing Company.

Part Number Cross-Reference Guide

Cross-Reference for Replacement of Martin® Durt Hawg® Precleaner Blades

Ordering Information

ACTUAL BLADE LENGTH	MARTIN® PART NUMBER	ORDERING NUMBER	CON SHEAR™ ITEM CODE	WT. LBS.
6"	27987-C	RB6DH	76571	3.3

Lead time: 1 working day

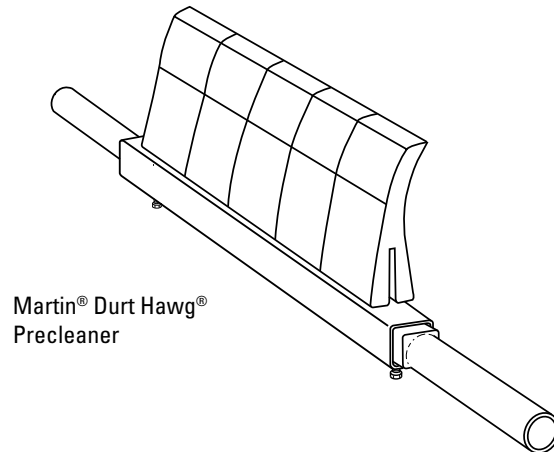
Cleaner Blades Required Per Belt Width

in.	18	24	30	36	42	48	54	60	72
mm	450	600	750	900	1050	1200	1350	1500	1800
Blades Required	2	3	4	5	6	7	8	9	11

NOTE: Blade coverage is 6 inches less than the belt width.

Specifications

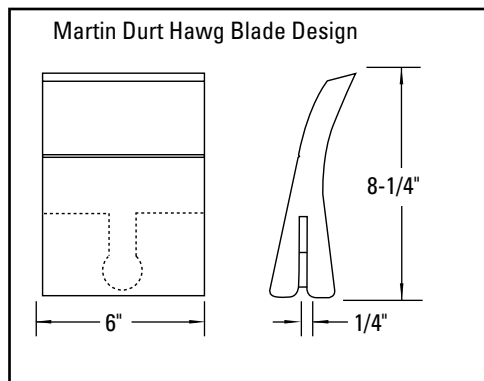
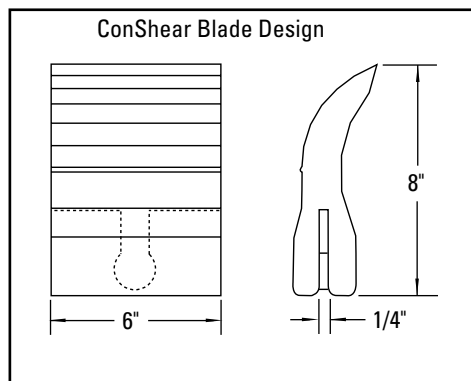
SLOT WIDTH	CON SHEAR BLADE HEIGHT	DURT HAWG BLADE HEIGHT
1/4"	8"	8 1/4"



Martin® Durt Hawg®
Precleaner

Usable Blade Volume Comparison

BLADE TYPE	BLADE LENGTH	Usable BLADE AREA (cross-section)	Usable BLADE VOLUME
Martin® Durt Hawg	6"	3.80 in ²	22.2 in ³
ConShear™	6"	5.50 in ²	33.0 in ³



U.S. Patent No. D482,508S
ConShear™ is a trademark of Flexible Steel Lacing Company. Martin® and Durt Hawg® are registered trademarks of Martin Engineering, Neponset, IL.

Part Number Cross-Reference Guide

Cross-Reference for Replacement of Martin® Durt Tracker® Precleaner Blades SD 6

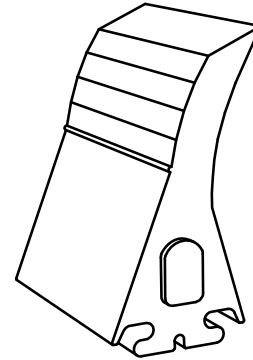
Ordering Information

BLADE WIDTH	MARTIN® PART NUMBER	ORDERING NUMBER	ITEM CODE	WT. LBS.
6" (152mm)	30333-06XX	RBDT-6C	90614	3.2

Lead time: 1 working day

Specifications

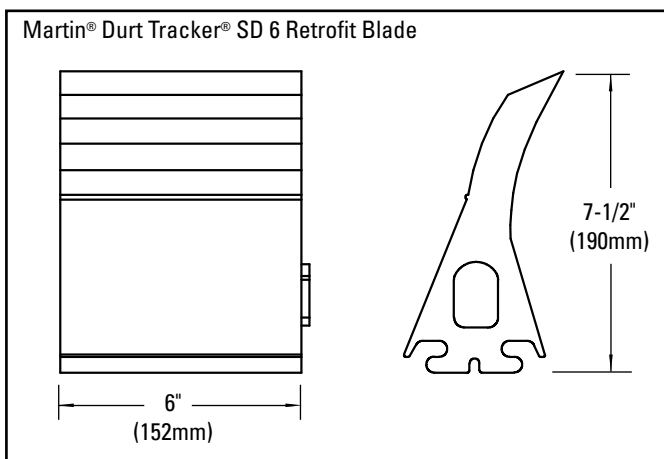
BLADE TYPE	BLADE WIDTH	BLADE HEIGHT
SD 6	6" (152mm)	7 1/2" (190mm)



Martin® Durt Tracker®
Replacement Blade

Usable Blade Volume

BLADE TYPE	BLADE WIDTH	Usable BLADE AREA (cross-section)	Usable BLADE VOLUME
Martin® Durt Tracker® SD 6 Retrofit Blade	6" (152mm)	3.7 in ² (.00239m ²)	22.3 in ³ (.00037m ³)



Martin® and Durt Tracker® are registered trademarks of Martin Engineering, Neponset, IL.

Part Number Cross-Reference Guide

Cross-Reference for Replacement of Martin® Durt Tracker® XHD Precleaner Blades XHD 6.5 & XHD 13

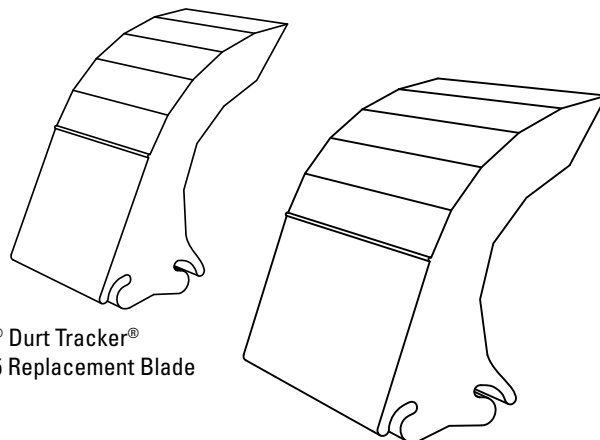
Ordering Information

BLADE WIDTH	ORDERING NUMBER	ITEM CODE	WT. LBS.
6.5" (165mm)	RBDTXHD-6.5C	77517	6.5
13" (330mm)	RBDTXHD-13C	90615	13.1

Lead time: 1 working day

Specifications

BLADE TYPE	BLADE WIDTH	BLADE HEIGHT
XHD 6.5	6.5" (165mm)	9 1/2" (241mm)
XHD 13	13" (330mm)	

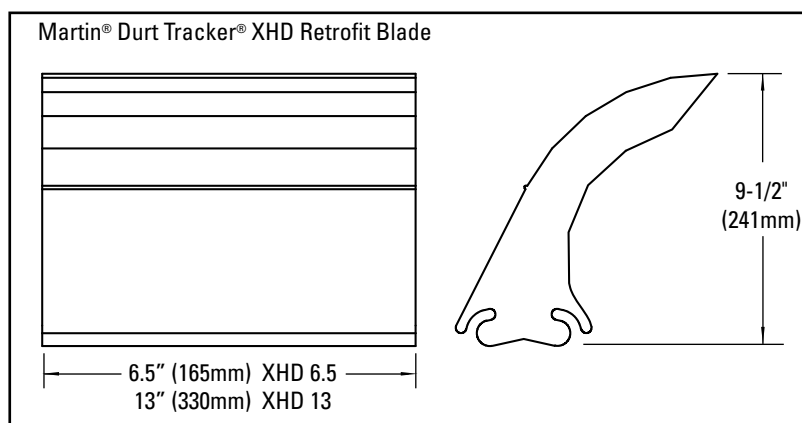


Martin® Durt Tracker®
XHD 6.5 Replacement Blade

Martin® Durt Tracker®
XHD 13 Replacement Blade

Usable Blade Volume

BLADE TYPE	BLADE WIDTH	Usable BLADE AREA (cross-section)	Usable BLADE VOLUME
Martin® Durt Tracker® XHD 6.5 Retrofit Blade	6.5" (165mm)	12.1 in ² (.00781m ²)	78 in ³ (.00128m ³)
Martin® Durt Tracker® XHD 13 Retrofit Blade	13" (330mm)		156 in ³ (.00256m ³)



Martin® and Durt Tracker® are registered trademarks of Martin Engineering, Neponset, IL.

Product Ordering Information

V-Plow



V-Plow*

SIZE	BELT WIDTH		ORDERING NUMBER	ITEM CODE	WT. LBS.
	in.	mm			
Extra Small	18-24	450-600	CBV-XS	73131	53.0
Small	30-36	750-900	CBV-S	73132	65.0
Medium	42-48	1050-1200	CBV-M	73133	74.0
Large	54-60	1350-1500	CBV-L	73134	84.0
72"	72	1800	CBV-72	74389	150.0
84"	84	2100	CBV-84	74390	175.0
96"	96	2400	CBV-96	74391	200.0

*Use next larger size for belt widths between ranges.
Lead time: 1 working day

Replacement Blade Kits**

SIZE	BELT WIDTH		ORDERING NUMBER	ITEM CODE	WT. LBS.
	in.	mm			
Extra Small	18-24	450-600	VBK-XS	73190	4.5
Small	30-36	750-900	VBK-S	73191	6.0
Medium	42-48	1050-1200	VBK-M	73192	7.5
Large	54-60	1350-1500	VBK-L	73193	9.0
72"	72	1800	VBK-72	74457	13.0
84"	84	2100	VBK-84	74458	15.0
96"	96	2400	VBK-96	74459	17.0

**Kit includes blades and replacement blade bolts.
Lead time: 1 working day



Optional Polyurethane Blade Kits**

Typically provides 3 to 5 times longer wear life. PU blades are blue in color.

SIZE	BELT WIDTH		ORDERING NUMBER	ITEM CODE	WT. LBS.
	in.	mm			
Extra Small	18-24	450-600	VUBK-XS	75570	5.4
Small	30-36	750-900	VUBK-S	75571	8.0
Medium	42-48	1050-1200	VUBK-M	75572	10.5
Large	54-60	1350-1500	VUBK-L	75573	13.0
72"	72	1800	VUBK-72	75574	15.9
84"	84	2100	VUBK-84	75575	18.5
96"	96	2400	VUBK-96	75576	21.0

**Kit includes blades and replacement blade bolts.
Lead time: 1 working day

Shaded items are made to order.
Lead time: 10 working days

Product Notes:

- Exclusive blade design – 20° slant on leading edge spirals debris off the belt.
- Self-adjusting blade – the blade floats on the belt and self-adjusts as it wears.
- Unique blade adjuster – turnbuckle-type adjuster allows the blade to be accurately positioned to the belt.
- Easy to install – comes fully assembled and can be placed right into position on the conveyor.

Product Ordering Information

Diagonal Plow

Diagonal Plows*

SIZE	BELT WIDTH		ORDERING NUMBER	ITEM CODE	WT. LBS.
	in.	mm			
Small	18-30	450-750	RDP1-S	74692	45.0
Medium	36-42	900-1050	RDP1-M	74693	56.0
Large	48-60	1200-1500	RDP1-L	74694	70.0
Extra Large	72-84	1800-2100	RDP1-XL	74695	96.0

*Use next larger size for belt widths between ranges.

Lead time: 1 working day



Replacement Blade Kits**

SIZE	BELT WIDTH		ORDERING NUMBER	ITEM CODE	WT. LBS.
	in.	mm			
Small	18-30	450-750	RDPBK-S	74699	4.0
Medium	36-42	900-1050	RDPBK-M	74700	5.6
Large	48-60	1200-1500	RDPBK-L	74701	8.4
Extra Large	72-84	1800-2100	RDPBK-XL	74702	12.0

**Kit includes blade and replacement blade bolts.

Lead time: 1 working day



Product Notes:

- A belt cleaner for the tail pulley. Prevents damage to the belt, pulley, lagging, and belt splice.
- Keeps fugitive materials off the inside of the belt and out of the tail pulley.
- Installed at a 45° angle across the belt to discharge material to one predetermined side.
- The blade is installed in a fixed position, eliminating any bouncing problems.
- Exclusive 20° angled blade quickly spirals material off the belt.

Specifications & Guidelines

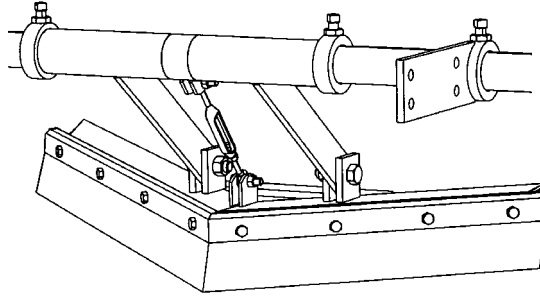
V-Plow & Diagonal Plow

V-Plow

Belt Width Specifications

SIZE	BELT WIDTH (Min-Max)	
	in.	mm
Extra Small	18-24	450-600
Small	30-36	750-900
Medium	42-48	1050-1200
Large	54-60	1350-1500
72"	72	1800
84"	84	2100
96"	96	2400

Use next larger size for belt widths between ranges.

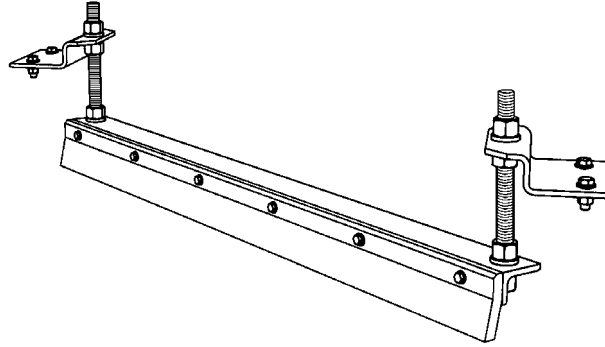


Diagonal Plow

Belt Width Specifications

SIZE	BELT WIDTH (Min-Max)	
	in.	mm
Small	18-30	450-750
Medium	36-42	900-1050
Large	48-60	1200-1500
Extra Large	72-84	1800-2100

Use next larger size for belt widths between ranges.



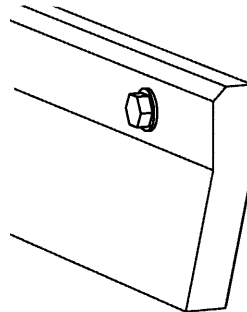
Application Guidelines

- Belt Splice Mechanically Fastened/Vulcanized
- Belt Speed 1000 FPM (5M/sec) for V-Plow; 700 FPM (3.5M/sec) for Diagonal Plow
- Belt Direction One Way

V-Plow & Diagonal Plow

Blade Specifications

Material	UHMWPE
Durometer	67-D
Working Temperature	
°F	-40° to 160°
°C	-40° to 71°
Grease & Chemical Resistance	Excellent
Sticky Material Performance	Excellent



Replacement Parts Lists

V-Plow & Diagonal Plow

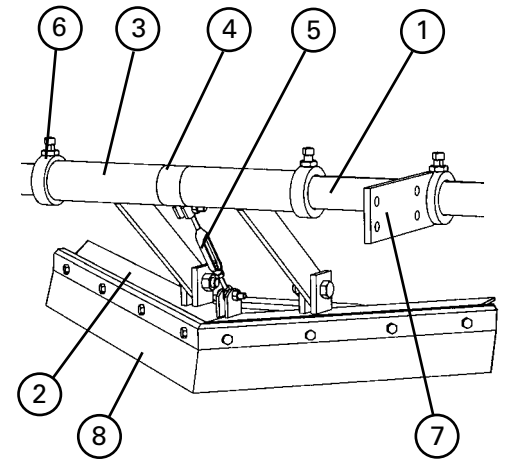
Replacement Parts - V-Plow

REF	DESCRIPTION	BELT WIDTH (Min-Max)		ORDERING NUMBER	ITEM CODE	WT. LBS.
		in.	mm			
1	V-Plow Pole XS	18-24	450-600	VPXS	73400	13.0
	V-Plow Pole S	30-36	750-900	VPS	73408	15.0
	V-Plow Pole M	42-48	1050-1200	VPM	73409	18.0
	V-Plow Pole L	54-60	1350-1500	VPL	73410	21.0
	V-Plow Pole 72	72	1800	VP72	74395	24.0
	V-Plow Pole 84	84	2100	VP84	74396	27.0
	V-Plow Pole 96	96	2400	VP96	74397	30.0
2	V-Plow Mainframe XS	18-24	450-600	VMFXS	73535	12.0
	V-Plow Mainframe S	30-36	750-900	VMFS	73549	15.0
	V-Plow Mainframe M	42-48	1050-1200	VMFM	74037	22.0
	V-Plow Mainframe L	54-60	1350-1500	VMFL	74038	28.0
	V-Plow Mainframe 72	72	1800	VMF72	74398	35.0
	V-Plow Mainframe 84	84	2100	VMF84	74399	42.0
	V-Plow Mainframe 96	96	2400	VMF96	74440	50.0
3	VP Main Linkage Kit* (1 ea.)			VMLK	74982	5.0
4	VP Center Sleeve			VCS	73533	1.0
5	V-Plow Adjuster Kit*			VAK	76416	0.5
6	VP Stop Collar* (1 ea.)			VSC	74983	1.0
7	VP Mounting Bracket Kit* (1 ea.)			VMBK	73399	5.0
REPLACEMENT BLADE KITS**						
8	Replacement Blade Kit XS	18-24	450-600	VBK-XS	73190	4.5
	Replacement Blade Kit S	30-36	750-900	VBK-S	73191	6.0
	Replacement Blade Kit M	42-48	1050-1200	VBK-M	73192	7.5
	Replacement Blade Kit L	54-60	1350-1500	VBK-L	73193	9.0
	Replacement Blade Kit 72	72	1800	VBK-72	74457	13.0
	Replacement Blade Kit 84	84	2100	VBK-84	74458	15.0
	Replacement Blade Kit 96	96	2400	VBK-96	74459	17.0

*Hardware included

**Kit includes blades and replacement blade bolts.

Lead time: 1 working day



Shaded items are made to order.
Lead time: 10 working days

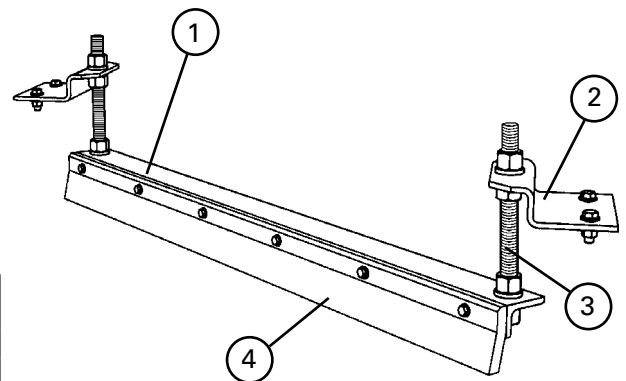
Replacement Parts - Diagonal Plow

REF	DESCRIPTION	BELT WIDTH (Min-Max)		ORDERING NUMBER	ITEM CODE	WT. LBS.
		in.	mm			
1	Small Plow Frame	18-30	450-750	RDPF-S	75566	18.1
	Medium Plow Frame	36-42	900-1050	RDPF-M	75567	26.3
	Large Plow Frame	48-60	1200-1500	RDPF-L	75568	38.4
	Extra Large Plow Frame	72-84	1800-2100	RDPF-XL	75569	60.7
2	Mounting Bracket Kit* (1 ea.)			RDPMBK	74698	6.1
3	Mounting Shaft Kit* (1 ea.)			RDPMSK	74705	3.6
REPLACEMENT BLADE KITS**						
4	Small Plow Blade Kit	18-30	450-750	RDPBK-S	74699	4.0
	Medium Plow Blade Kit	36-42	900-1050	RDPBK-M	74700	5.6
	Large Plow Blade Kit	48-60	1200-1500	RDPBK-L	74701	8.4
	Extra Large Plow Blade Kit	72-84	1800-2100	RDPBK-XL	74702	12.0

*Hardware included

**Kit includes blades and replacement blade bolts.

Lead time: 1 working day



Specifications & Guidelines

Flexco Slider/Impact Beds

Easy Solution for Load Zone Problems

- Complete load zone offering with slider beds through impact beds for up to 750 ft-lbs of force.
- No specifying trough angle; each bed is adjustable for 20°, 35° and 45° trough settings (ships at 35° setting).
- Low-profile installation. Because EZ Series beds feature trough wings that are adjustable, they lay flat during installation, providing more clearance.
- Full UHMW slider bars included on outside bar to provide proper sealing and long life.
- Unique Impact Bar Supports protect the impact bars from damage, extending service life. An Anti-Migratory Tab on each support secures the bar and prevents it from sliding in the direction of belt travel.
- All beds are manufactured for mounting holes belt width +9" (225mm), per CEMA. For wider structure, contact Customer Service for special quote.

How to spec the correct slider/impact bed for your conveyor transfer point

Roller Size and CEMA Rating

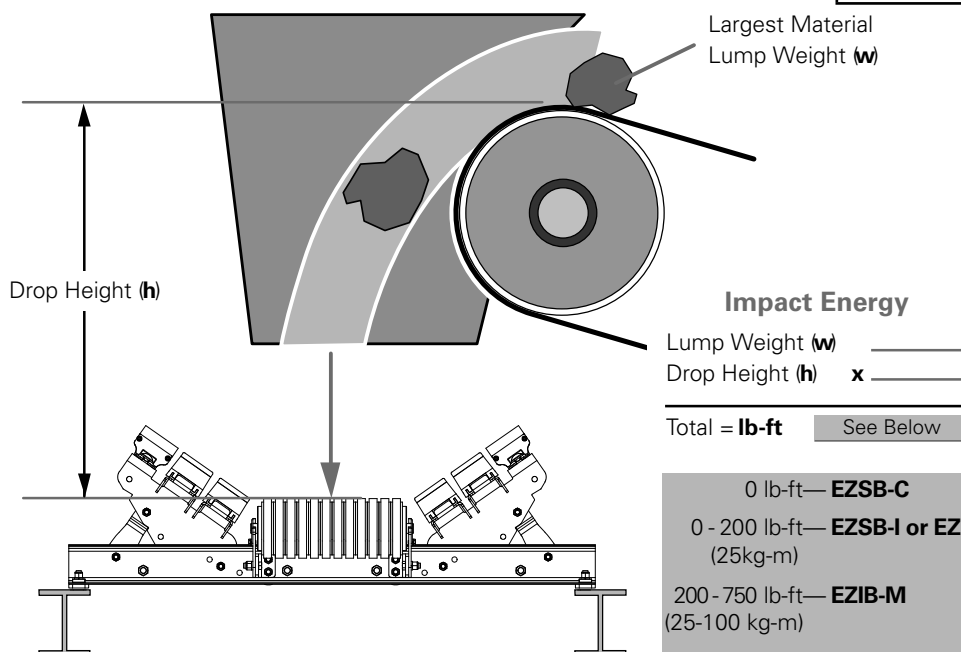
5" (125mm) 6" (150mm)

CEMA C D E

Belt Width: _____

Bed Length: 4' (1.2M) 5' (1.5M)

Impact Energy Calculation Chart



Product Ordering Information

EZSB-C Flexco Slider Beds



Flexco Slider Bed

(for non-impact areas)

BELT WIDTH		TONNAGE RATING (ton/hr)	4' (1.2M) LENGTH			5' (1.5M) LENGTH		
in.	mm		ORDERING NUMBER	ITEM CODE	WT. LBS	ORDERING NUMBER	ITEM CODE	WT. LBS
24	600	–	EZSB24-4C	78855	244.1	EZSB24-5C	78863	261.1
30	750	–	EZSB30-4C	78856	263.2	EZSB30-5C	78864	279.7
36	900	–	EZSB36-4C	78857	289.0	EZSB36-5C	78865	305.5
42	1050	–	EZSB42-4C	78858	358.8	EZSB42-5C	78866	382.9
48	1200	–	EZSB48-4C	78859	385.7	EZSB48-5C	78867	410.4
54	1350	–	EZSB54-4C	78860	455.1	EZSB54-5C	78868	488.0
60	1500	–	EZSB60-4C	78861	478.7	EZSB60-5C	78869	511.6
72	1800	–	EZSB72-4C	78862	513.0	EZSB72-5C	78870	545.9

Lead time: 1 working day

Product Notes:

- CEMA D construction
- No need to specify troughing angle – designed to adjust to 20°, 35°, 45°.
- Designed for containment in the load zone, but not intended for impact zones.
- Slider bars are solid 1" (25mm) UHMW providing longer wear life and consistent load zone sealing.
- Product ships with two rollers. Additional rollers can be added by purchasing an EZRMK and the appropriate corresponding roller.

Adjustable Idler Set

(for non-impact areas)

(for placement in between 3 or more beds or in transitions; Adjusts from 10 - 45° in 5° increments)



BELT WIDTH		ORDERING NUMBER	ITEM CODE	WT. LBS
in.	mm			
24	600	EZAI-24	79000	79.9
30	750	EZAI-30	79001	90.0
36	900	EZAI-36	79002	100.7
42	1050	EZAI-42	79003	110.0
48	1200	EZAI-48	79004	123.3
54	1350	EZAI-54	79005	132.5
60	1500	EZAI-60	79006	141.3
72	1800	EZAI-72	79007	163.6

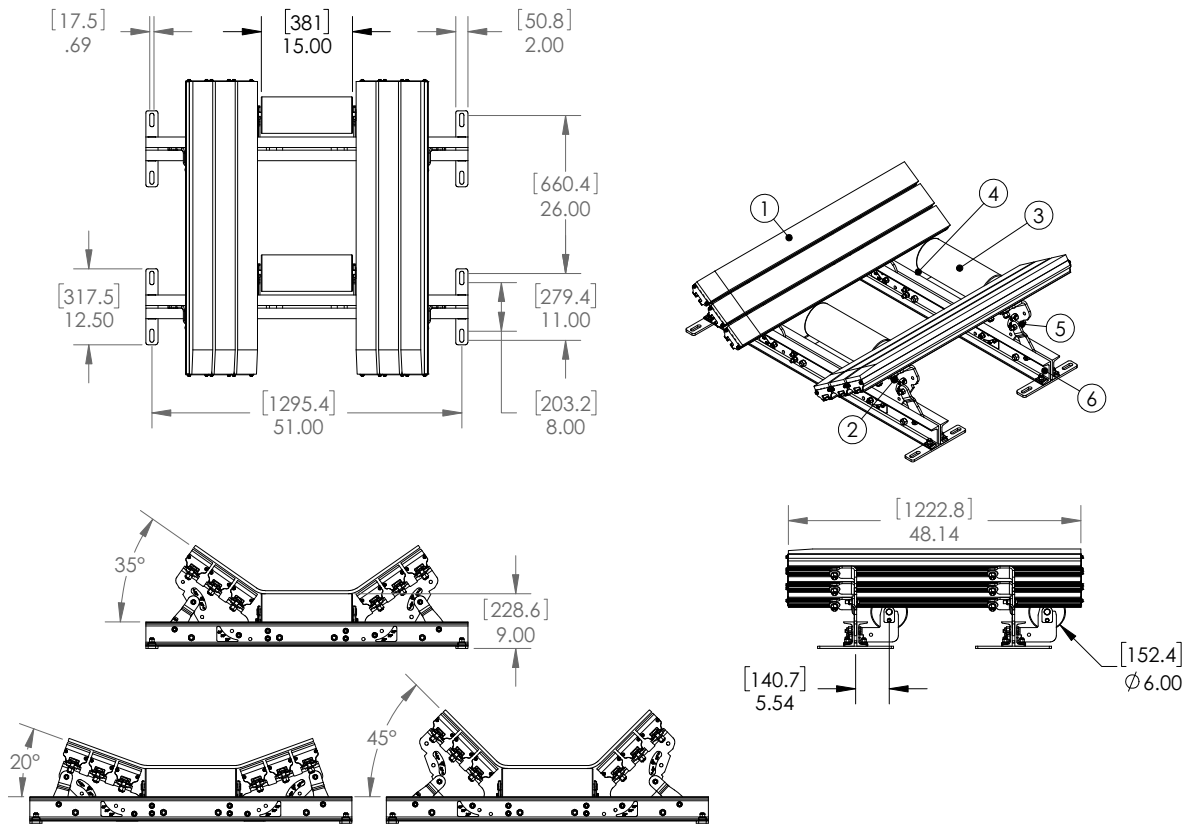
Lead time: 1 working day

SHIM-KIT-EZAI 91857 - includes two 1/4" and two 1/2" shims

U.S. Patent No. 9,296,564

Specifications and Guidelines

EZSB-C Flexco Slider Beds

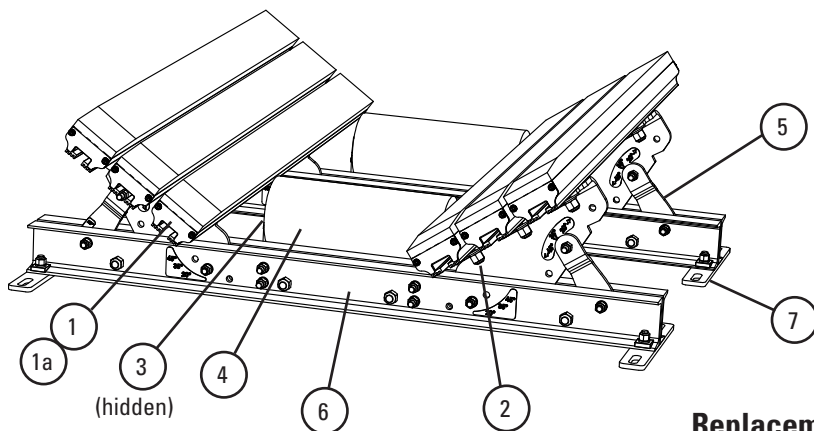


Bed Length 4' (1.2 M)				Bed Length 5' (1.5 M)				Bed Width		Dim C		Dim D		Dim E	
Dim A		Dim B		Dim A		Dim B									
in.	mm	in.	mm	in.	mm	in.	mm	in.	mm	in.	mm	in.	mm	in.	mm
26	660.4	48.82	1240	34	863.6	59.06	1500	24	600	33	838	9	229	9	229
								30	750	39	991	9	229	11	279
								36	900	45	1143	9	229	13	330
								42	1050	51	1295	9	229	15	381
								48	1200	57	1448	9	229	17	432
								54	1350	63	1600	9.25	235	19	483
								60	1500	69	1753	9.25	235	21	533
72	1800	81	2057	9.5	241	25	635								

U.S. Patent No. 9,296,564

Replacement Parts List

EZSB-C Flexco Slider Beds



Shim Requirements

IMPACT BED SIZE	CEMA C OR D, 5" (125mm) IDLERS	CEMA C OR D, 6" (150mm) IDLERS
24"-36" (600-900mm)	Shim idler up .5" (12.5mm)	No Kits Required
42"-72" (1050-1800mm)	No Kits Required	Use (1) SHIM-KITL; Shim up .5" (12.5mm)

IMPACT BED SIZE	CEMA E, 6" (150mm) IDLERS	CEMA E, 7" (175mm) IDLERS
36"-60" (900-1500mm)	Use (3) SHIM-KITL; Shim up 1.5" (37.5mm)	Use (4) SHIM-KITL; Shim up 2" (50mm)
72" (1800mm)	Use (4) SHIM-KITL; Shim up 2" (50mm)	Use (5) SHIM-KITL; Shim up 2.5" (62.5mm)

Replacement Parts

REF	DESCRIPTION	ORDERING NUMBER	ITEM CODE	WT. LBS.
1	Slider Bar, 4' (1.2M)	SB4	78789	20.0
1a	Slider Bar, 5' (1.5M)	SB5	78790	24.1
2	Bar Bolt Kit (incl. 1 ea. 5/8" (15mm) carriage bolt, square washer, flat washer, lock washer, Nylock nut)	IBBK	76928	0.5
3	Slider Roll Mount Kit*	EZRMK	78952	5.1
4	Roll 24" (600mm)	RRTD6-24	79874	18.2
	Roll 30" (750mm)	RRTD6-30	79875	21.2
	Roll 36" (900mm)	RRTD6-36	79876	24.6
	Roll 42" (1050mm)	RRTD6-42	79877	27.8
	Roll 48" (1200mm)	RRTD6-48	79878	32.2
	Roll 54" (1350mm)	RRTD6-54	79879	34.0
	Roll 60" (1500mm)	RRTD6-60	79880	36.2
5	Roll 72" (1800mm)	RRTD6-72	79881	43.2
	Wing Plate Kit 24" (600mm)*	EZWPK-24	78970	16.9
	Wing Plate Kit 30" (750mm)*	EZWPK-30	78971	17.4
	Wing Plate Kit 36" (900mm)*	EZWPK-36	78972	21.2
	Wing Plate Kit 42" (1050mm)*	EZWPK-42	78973	26.2
	Wing Plate Kit 48" (1200mm)*	EZWPK-48	78974	30.1
	Wing Plate Kit 54" (1350mm)*	EZWPK-54	78975	35.6
6	Wing Plate Kit 60" (1500mm)*	EZWPK-60	78976	39.0
	Wing Plate Kit 72" (1800mm)*	EZWPK-72	78977	46.7
	Cross Stringer Kit 24" (600mm)*	EZCSK-24	78978	49.2
	Cross Stringer Kit 30" (750mm)*	EZCSK-30	78979	56.5
	Cross Stringer Kit 36" (900mm)*	EZCSK-36	78980	63.8
	Cross Stringer Kit 42" (1050mm)*	EZCSK-42	78981	70.8
	Cross Stringer Kit 48" (1200mm)*	EZCSK-48	78982	78.5
7	Cross Stringer Kit 54" (1350mm)*	EZCSK-54	78983	85.8
	Cross Stringer Kit 60" (1500mm)*	EZCSK-60	78984	93.1
	Cross Stringer Kit 72" (1800mm)*	EZCSK-72	78985	99.1
	Shim Kit Light Duty (incl. 4 shims)	SHIM-KITL	77548	13.6

*Hardware Included

Replacement Quantities for EZSB-C

in.	24	30	36	42	48	54	60	72
mm	600	750	900	1050	1200	1350	1500	1800
ROLLS REQUIRED	2	2	2	2	2	2	2	2
BARS REQUIRED	SLIDER	4	4	4	6	6	8	8
BAR BOLT KITS REQUIRED		8	8	8	12	12	16	16

U.S. Patent No. 9,296,564

Product Ordering Information

EZSB-I Flexco Slider Beds with Impact Rolls



Flexco Slider Bed with Impact Rolls

(for impact zones with less than 200 lb-ft energy)

BELT WIDTH		TONNAGE RATING (ton/hr)	4' (1.2M) LENGTH			5' (1.5M) LENGTH*		
in.	mm		ORDERING NUMBER	ITEM CODE	WT. LBS	ORDERING NUMBER	ITEM CODE	WT. LBS
24	600	3500	EZSB24-4I	78871	277.0	EZSB24-5I	78879	294.1
30	750	3500	EZSB30-4I	78872	300.0	EZSB30-5I	78880	317.1
36	900	4100	EZSB36-4I	78873	330.1	EZSB36-5I	78881	347.2
42	1050	4500	EZSB42-4I	78874	407.1	EZSB42-5I	78882	433.0
48	1200	4500	EZSB48-4I	78875	437.0	EZSB48-5I	78883	463.0
54	1350	4500	EZSB54-4I	78876	514.0	EZSB54-5I	78884	548.8
60	1500	4500	EZSB60-4I	78877	543.0	EZSB60-5I	78885	577.9
72	1800	4500	EZSB72-4I	78878	586.0	EZSB72-5I	78886	620.2

Lead time: 1 working day


* 5' (1.5M) beds come with 5 impact rolls

Product Notes:

- CEMA D construction
- No need to specify troughing angle – designed to adjust to 20°, 35°, 45°.
- Outermost trough bar features 1" (25mm) solid UHMW slider bar to provide longer wear life and consistent load zone sealing where impact is not present.

Adjustable Idler Set with Impact Rolls

(for placement in between 3 or more beds or in transitions; Adjusts from 10 - 45° in 5° increments)



BELT WIDTH		ORDERING NUMBER	ITEM CODE	WT. LBS
in.	mm			
24	600	EZAI-24I	79091	89.9
30	750	EZAI-30I	79092	100.0
36	900	EZAI-36I	79093	110.7
42	1050	EZAI-42I	79094	120.0
48	1200	EZAI-48I	79095	133.3
54	1350	EZAI-54I	79096	142.5
60	1500	EZAI-60I	79097	151.3
72	1800	EZAI-72I	79098	173.6

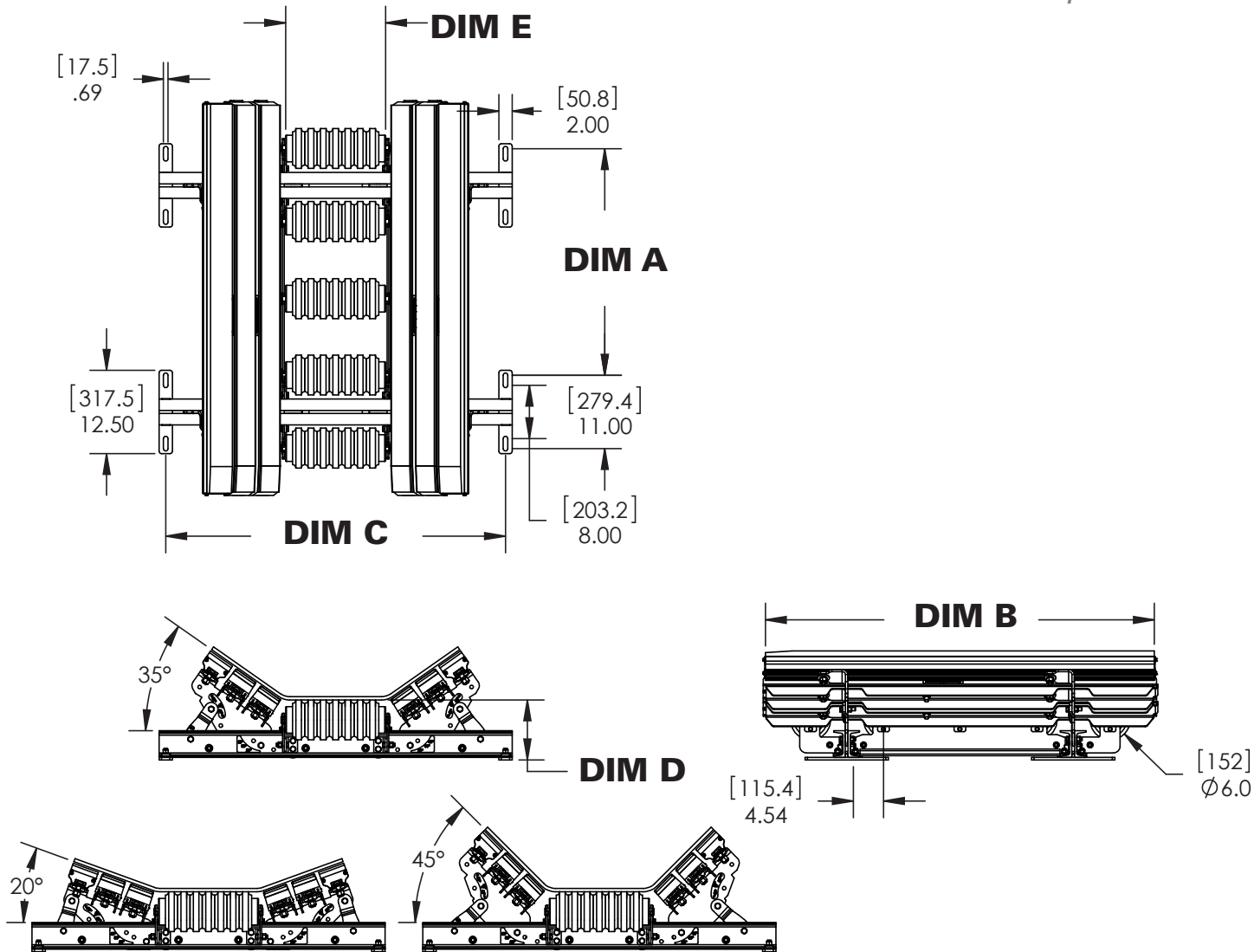
Lead time: 1 working day

SHIM-KIT-EZAI 91857 - includes two 1/4" and two 1/2" shims

U.S. Patent No. 9,296,564

Specifications and Guidelines

EZSB-I Flexco Slider Beds with Impact Rolls



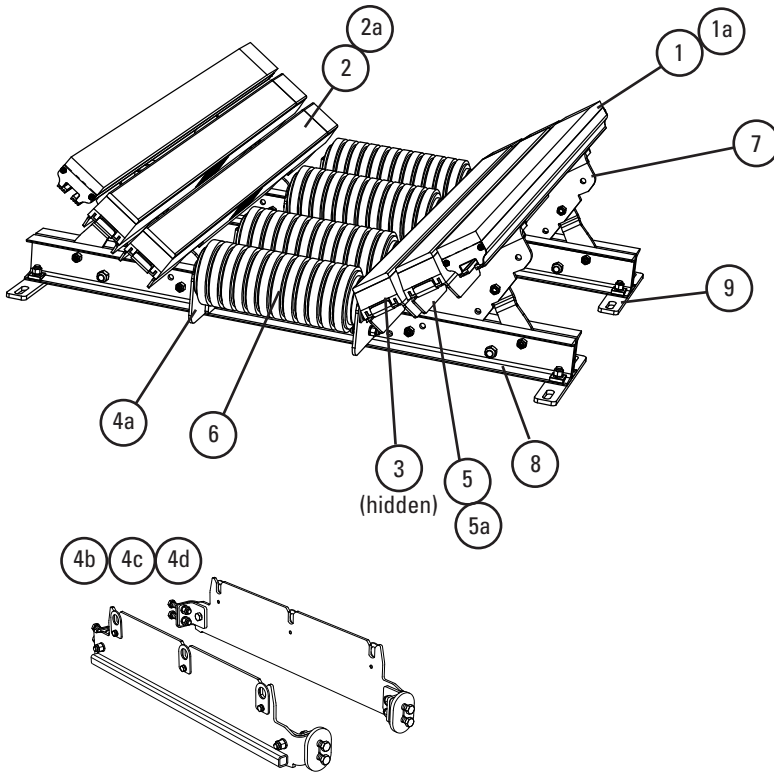
Bed Length 4' (1.2 M)				Bed Length 5' (1.5 M)*				Bed Width		Dim C		Dim D		Dim E	
Dim A		Dim B		Dim A		Dim B									
in.	mm	in.	mm	in.	mm	in.	mm	in.	mm	in.	mm	in.	mm	in.	mm
26	660.4	48.14	1222.8	34	863.6	58.38	1482.9	24	600	33	838	9	229	9	229
								30	750	39	991	9	229	11	279
								36	900	45	1143	9	229	13	330
								42	1050	51	1295	9	229	15	381
								48	1200	57	1448	9	229	17	432
								54	1350	63	1600	9.25	235	19	483
								60	1500	69	1753	9.25	235	21	533
72	1800	81	2057	9.5	241	25	635								

* 5' (1.5M) beds come with 5 impact rolls

U.S. Patent No. 9,296,564

Replacement Parts List

EZSB-I Flexco Slider Beds with Impact Rolls



Replacement Parts

REF	DESCRIPTION	ORDERING NUMBER	ITEM CODE	WT. LBS.
1	Slider Bar, 4' (1.2M)	SB4	78789	20.0
1a	Slider Bar, 5' (1.5M)	SB5	78790	24.1
2	Impact Bar, 4' (1.2M)	IB4	76926	17.0
2a	Impact Bar, 5' (1.5M)	IB5	76927	21.0
3	Bar Bolt Kit (incl. 1 ea. 5/8" (15mm) carriage bolt, square washer, flat washer, lock washer, Nylock nut)	IBBK	76928	0.5
4a	Impact Roller Mount Kit*§	EZIRMK	79318	5.1
4b	Center Roller Mount Kit for 5' (1.5M) x 24-48" (600-1200mm)**	EZCRMK24-48	90434	43.5
4c	Center Roller Mount Kit for 5' (1.5M) x 54-60" (1350-1500mm)**	EZCRMK54-60	90261	43.5
4d	Center Roller Mount Kit for 5' (1.5M) x 72" (1800mm)**	EZCRMK72	90262	43.7
5	Impact Bar Support - L 4' (1.2M)*	EZBS-L4	78953	16.1
5a	Impact Bar Support - L 5' (1.5M)*	EZBS-L5	78954	20.4
6	Impact Roll 24" (600mm)	RRTID6-24	79883	20.0
	Impact Roll 30" (750mm)	RRTID6-30	79884	24.0
	Impact Roll 36" (900mm)	RRTID6-36	79885	27.8
	Impact Roll 42" (1050mm)	RRTID6-42	79886	32.0
	Impact Roll 48" (1200mm)	RRTID6-48	79887	35.8
	Impact Roll 54" (1350mm)	RRTID6-54	79888	39.6
	Impact Roll 60" (1500mm)	RRTID6-60	79889	43.4
	Impact Roll 72" (1800mm)	RRTID6-72	79890	51.2
7	Wing Plate Kit 24" (600mm)*	EZWPK-24	78970	16.9
	Wing Plate Kit 30" (750mm)*	EZWPK-30	78971	17.4
	Wing Plate Kit 36" (900mm)*	EZWPK-36	78972	21.2
	Wing Plate Kit 42" (1050mm)*	EZWPK-42	78973	26.2
	Wing Plate Kit 48" (1200mm)*	EZWPK-48	78974	30.1
	Wing Plate Kit 54" (1350mm)*	EZWPK-54	78975	35.6
	Wing Plate Kit 60" (1500mm)*	EZWPK-60	78976	39.0
8	Wing Plate Kit 72" (1800mm)*	EZWPK-72	78977	46.7
	Cross Stringer Kit 24" (600mm)*	EZCSK-24	78978	49.2
	Cross Stringer Kit 30" (750mm)*	EZCSK-30	78979	56.5
	Cross Stringer Kit 36" (900mm)*	EZCSK-36	78980	63.8
	Cross Stringer Kit 42" (1050mm)*	EZCSK-42	78981	70.8
	Cross Stringer Kit 48" (1200mm)*	EZCSK-48	78982	78.5
	Cross Stringer Kit 54" (1350mm)*	EZCSK-54	78983	85.8
	Cross Stringer Kit 60" (1500mm)*	EZCSK-60	78984	93.1
Cross Stringer Kit 72" (1800mm)*	EZCSK-72	78985	99.1	
9	Shim Kit Light Duty (incl. 4 shims)	SHIM-KITL	77548	13.6

Shim Requirements

IMPACT BED SIZE	CEMA C OR D, 5" (125mm) Idlers	CEMA C OR D, 6" (150mm) IDLERS
24"-36" (600-900mm)	Shim idler up .5" (12.5mm)	No Kits Required
42"-72" (1050-1800mm)	No Kits Required	Use (1) SHIM-KITL; Shim up .5" (12.5mm)

IMPACT BED SIZE	CEMA E, 6" (150mm) IDLERS	CEMA E, 7" (175mm) IDLERS
36"-60" (900-1500mm)	Use (3) SHIM-KITL; Shim up 1.5" (37.5mm)	Use (4) SHIM-KITL; Shim up 2" (50mm)
72" (1800mm)	Use (4) SHIM-KITL; Shim up 2" (50mm)	Use (5) SHIM-KITL; Shim up 2.5" (62.5mm)

Lead time: 1 working day

§ 4' beds require 2 ea item 4a;

5' beds require 1 ea item 4a and 1 ea item 4b, 4c or 4d as needed for bed length.

*Hardware Included

** 5' (1.5M) beds come with 5 impact rolls

Replacement Quantities for EZSB-I

in.		24	30	36	42	48	54	60	72
mm		600	750	900	1050	1200	1350	1500	1800
ROLLS REQUIRED	4' BEDS	4	4	4	4	4	4	4	4
	5' BEDS	5	5	5	5	5	5	5	5
BARS REQUIRED	SLIDER	2	2	2	2	2	2	2	2
	IMPACT	2	2	2	4	4	6	6	6
BAR BOLT KITS REQUIRED		10	10	10	16	16	22	22	22
BAR SUPPORTS REQUIRED		2	2	2	4	4	6	6	6

U.S. Patent No. 9,296,564

Product Ordering Information

EZIB-L
Flexco Impact Beds
All Bars – Light Duty



Flexco Slider Bed Impact Bars - Light Duty

BELT WIDTH		TONNAGE RATING (ton/hr)	4' (1.2M) LENGTH			5' (1.5M) LENGTH		
in.	mm		ORDERING NUMBER	ITEM CODE	WT. LBS	ORDERING NUMBER	ITEM CODE	WT. LBS
24	600	3500	EZIB24-4L	78887	304.3	EZIB24-5L	78895	338.8
30	750	3500	EZIB30-4L	78888	320.9	EZIB30-5L	78896	355.5
36	900	4100	EZIB36-4L	78889	384.8	EZIB36-5L	78897	428.1
42	1050	5200	EZIB42-4L	78890	454.4	EZIB42-5L	78898	506.5
48	1200	5800	EZIB48-4L	78891	518.4	EZIB48-5L	78899	579.3
54	1350	7000	EZIB54-4L	78892	589.0	EZIB54-5L	78900	658.8
60	1500	7600	EZIB60-4L	78893	652.0	EZIB60-5L	78901	729.9
72	1800	8100	EZIB72-4L	78894	721.5	EZIB72-5L	78902	808.7

Lead time: 1 working day

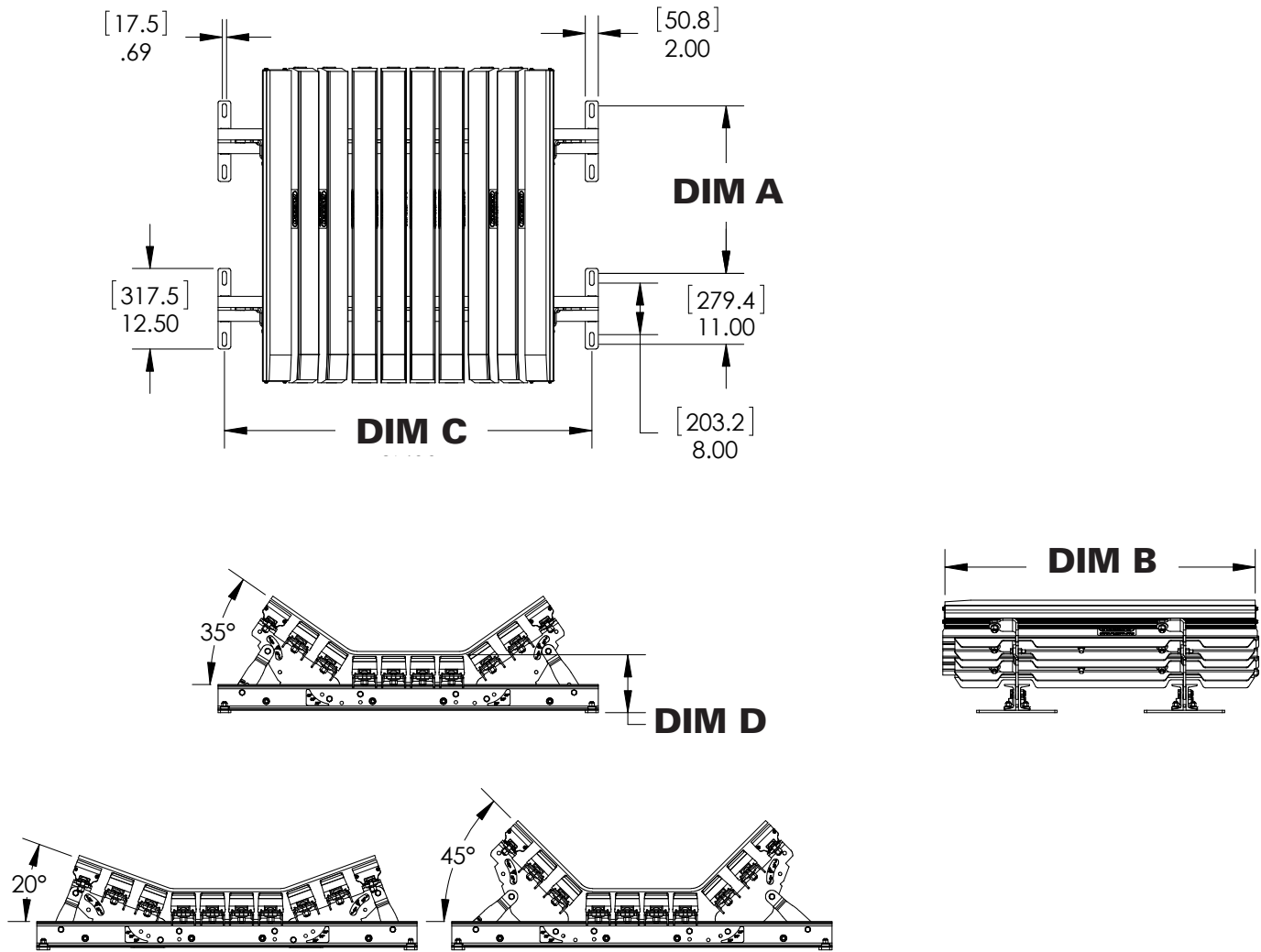
Product Notes:

- CEMA D construction
- No need to specify troughing angle—designed to adjust to 20°, 35°, 45°.
- Outermost trough bar features 1" (25mm) solid UHMW slider bar to provide longer wear life and consistent load zone sealing where impact is not present.

U.S. Patent No. 9,296,564

Specifications and Guidelines

EZIB-L Flexco Impact Beds All Bars – Light Duty

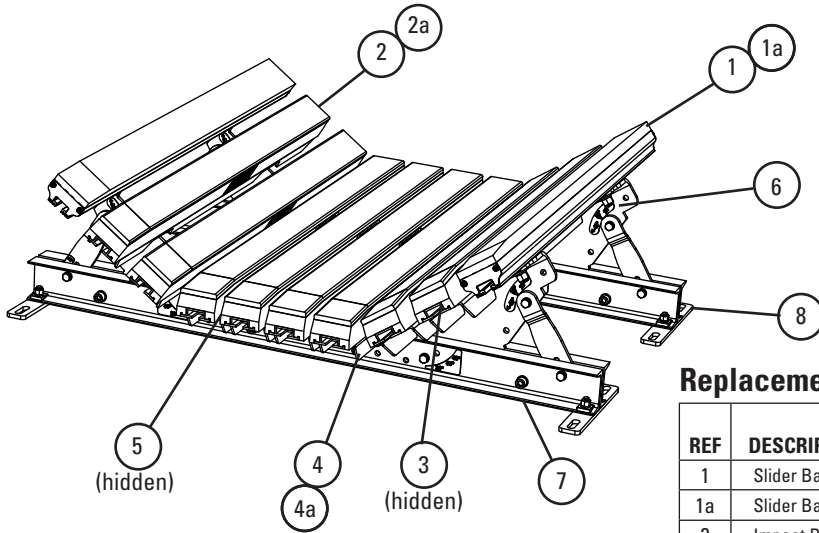


Bed Length 4' (1.2 M)				Bed Length 5' (1.5 M)				Bed Width		Dim C		Dim D	
Dim A		Dim B		Dim A		Dim B							
in.	mm	in.	mm	in.	mm	in.	mm	in.	mm	in.	mm	in.	mm
26	660.4	48.14	1222.8	34	863.6	58.38	1482.9	24	600	33	838	9	229
								30	750	39	991	9	229
								36	900	45	1143	9	229
								42	1050	51	1295	9	229
								48	1200	57	1448	9	229
								54	1350	63	1600	9.25	235
								60	1500	69	1753	9.25	235
								72	1800	81	2057	9.5	241

U.S. Patent No. 9,296,564

Replacement Parts List

EZIB-L Flexco Impact Beds All Bars – Light Duty



Replacement Parts

REF	DESCRIPTION	ORDERING NUMBER	ITEM CODE	WT. LBS.
1	Slider Bar, 4' (1.2M)	SB4	78789	20.0
1a	Slider Bar, 5' (1.5M)	SB5	78790	24.1
2	Impact Bar, 4' (1.2M)	IB4	76926	17.0
2a	Impact Bar, 5' (1.5M)	IB5	76927	21.0
3	Bar Bolt Kit (incl. 1 ea. 5/8" (15mm) carriage bolt, square washer, flat washer, lock washer, Nylock nut)	IBBK	76928	0.5
4	Impact Bar Support - L 4' (1.2M) *	EZBS-L4	78953	16.1
4a	Impact Bar Support - L 5' (1.5M) *	EZBS-L5	78954	20.4
5	Center Bar Mount Kit 24" (600mm) *	EZBMK-24	78944	5.2
	Center Bar Mount Kit 30" (750mm) *	EZBMK-30	78945	5.7
	Center Bar Mount Kit 36" (900mm) *	EZBMK-36	78946	7.5
	Center Bar Mount Kit 42" (1050mm) *	EZBMK-42	78947	8.0
	Center Bar Mount Kit 48" (1200mm) *	EZBMK-48	78948	9.8
	Center Bar Mount Kit 54" (1350mm) *	EZBMK-54	78949	10.5
	Center Bar Mount Kit 60" (1500mm) *	EZBMK-60	78950	12.3
	Center Bar Mount Kit 72" (1800mm) *	EZBMK-72	78951	14.6
6	Wing Plate Kit 24" (600mm) *	EZWPK-24	78970	16.9
	Wing Plate Kit 30" (750mm) *	EZWPK-30	78971	17.4
	Wing Plate Kit 36" (900mm) *	EZWPK-36	78972	21.2
	Wing Plate Kit 42" (1050mm) *	EZWPK-42	78973	26.2
	Wing Plate Kit 48" (1200mm) *	EZWPK-48	78974	30.1
	Wing Plate Kit 54" (1350mm) *	EZWPK-54	78975	35.6
	Wing Plate Kit 60" (1500mm) *	EZWPK-60	78976	39.0
	Wing Plate Kit 72" (1800mm) *	EZWPK-72	78977	46.7
7	Cross Stringer Kit 24" (600mm) *	EZCSK-24	78978	49.2
	Cross Stringer Kit 30" (750mm) *	EZCSK-30	78979	56.5
	Cross Stringer Kit 36" (900mm) *	EZCSK-36	78980	63.8
	Cross Stringer Kit 42" (1050mm) *	EZCSK-42	78981	70.8
	Cross Stringer Kit 48" (1200mm) *	EZCSK-48	78982	78.5
	Cross Stringer Kit 54" (1350mm) *	EZCSK-54	78983	85.8
	Cross Stringer Kit 60" (1500mm) *	EZCSK-60	78984	93.1
	Cross Stringer Kit 72" (1800mm) *	EZCSK-72	78985	99.1
8	Shim Kit Light Duty (incl. 4 shims)	SHIM-KITL	77548	13.6

Shim Requirements

IMPACT BED SIZE	CEMA C OR D, 5" (125mm) Idlers	CEMA C OR D, 6" (150mm) IDLERS
24"-36" (600-900mm)	Shim idler up .5" (12.5mm)	No Kits Required
42"-72" (1050-1800mm)	No Kits Required	Use (1) SHIM-KITL; Shim up .5" (12.5mm)

IMPACT BED SIZE	CEMA E, 6" (150mm) IDLERS	CEMA E, 7" (175mm) IDLERS
36"-60" (900-1500mm)	Use (3) SHIM-KITL; Shim up 1.5" (37.5mm)	Use (4) SHIM-KITL; Shim up 2" (50mm)
72" (1800mm)	Use (4) SHIM-KITL; Shim up 2" (50mm)	Use (5) SHIM-KITL; Shim up 2.5" (62.5mm)

*Hardware Included
Lead time: 1 working day

Replacement Quantities for EZIB-L

in.		24	30	36	42	48	54	60	72
mm		600	750	900	1050	1200	1350	1500	1800
BARS REQUIRED	SLIDER	2	2	2	2	2	2	2	2
	IMPACT	4	4	5	7	8	10	11	12
BAR BOLT KITS REQUIRED		16	16	19	25	28	34	37	40
BAR SUPPORTS REQUIRED		4	4	5	7	8	10	11	12

U.S. Patent No. 9,296,564

Product Ordering Information

EZIB-M
Flexco Impact Beds
All Bars – Medium Duty



Flexco Slider Bed Impact Bars - Medium Duty

BELT WIDTH		TONNAGE RATING (ton/hr)	4' (1.2M) LENGTH			5' (1.5M) LENGTH		
in.	mm		ORDERING NUMBER	ITEM CODE	WT. LBS	ORDERING NUMBER	ITEM CODE	WT. LBS
24	600	8,100	EZIB24-4M	78903	409.5	EZIB24-5M	78911	452.6
30	750	8,100	EZIB30-4M	78904	434.5	EZIB30-5M	78912	477.6
36	900	9,500	EZIB36-4M	78905	473.4	EZIB36-5M	78913	516.5
42	1050	12,200	EZIB42-4M	78906	595.0	EZIB42-5M	78914	655.7
48	1200	13,600	EZIB48-4M	78907	672.9	EZIB48-5M	78915	742.3
54	1350	16,300	EZIB54-4M	78908	757.9	EZIB54-5M	78916	836.3
60	1500	17,600	EZIB60-4M	78909	796.1	EZIB60-5M	78917	874.4
72	1800	19,000	EZIB72-4M	78910	844.2	EZIB72-5M	78918	1,016.3

Lead time: 1 working day

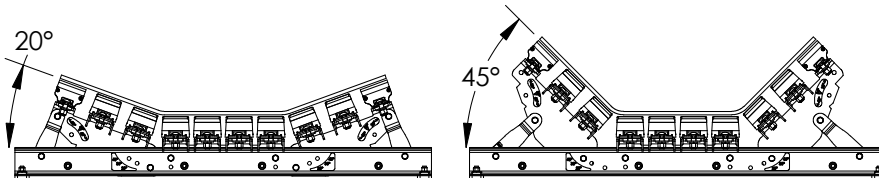

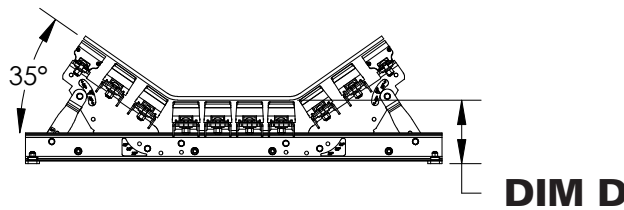
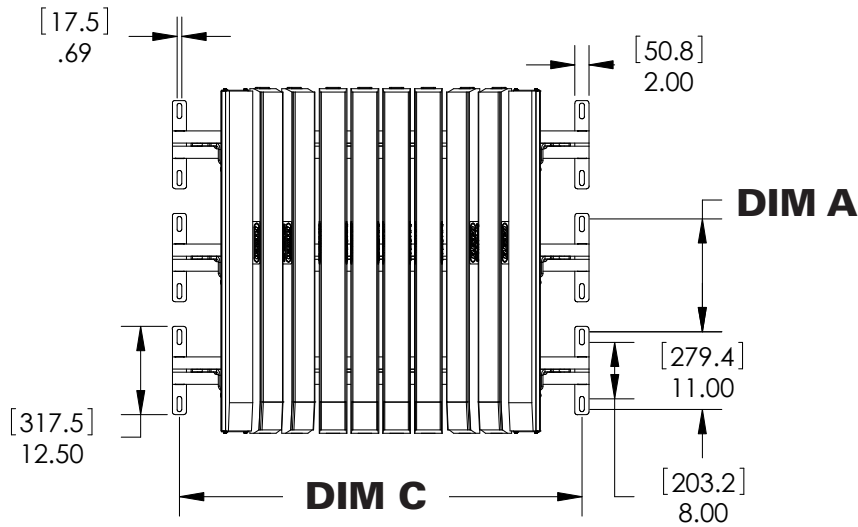
Product Notes:

- CEMA D construction
- No need to specify troughing angle—designed to adjust to 20°, 35°, 45°.
- Outermost trough bar features 1" (25mm) solid UHMW slider bar to provide longer wear life and consistent load zone sealing where impact is not present.

U.S. Patent No. 9,296,564

Specifications and Guidelines

EZIB-M
Flexco Impact Beds
All Bars – Medium Duty

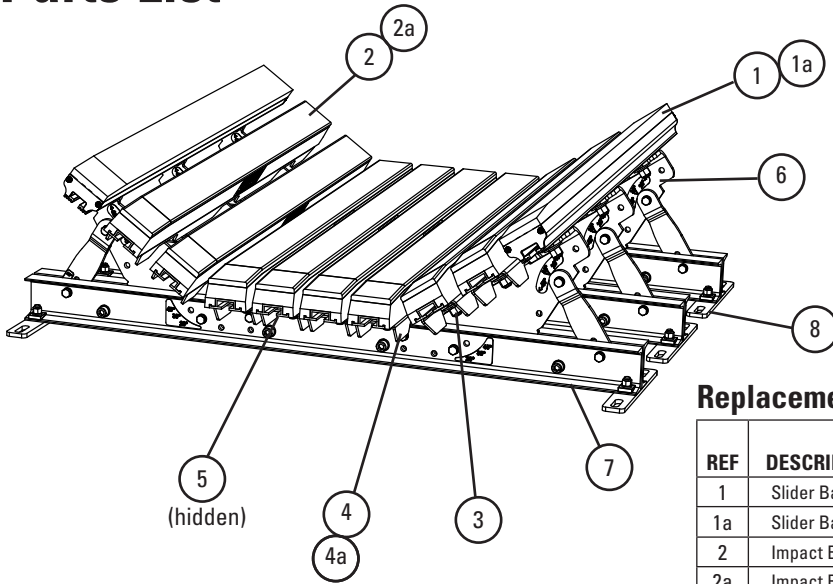


Bed Length 4' (1.2 M)				Bed Length 5' (1.5 M)				Bed Width		Dim C		Dim D	
Dim A		Dim B		Dim A		Dim B							
in.	mm	in.	mm	in.	mm	in.	mm	in.	mm	in.	mm	in.	mm
16	406.4	48.14	1222.8	22	558.8	58.38	1482.9	24	600	33	838	9	229
								30	750	39	991	9	229
								36	900	45	1143	9	229
								42	1050	51	1295	9	229
								48	1200	57	1448	9	229
								54	1350	63	1600	9.25	235
								60	1500	69	1753	9.25	235
72	1800	81	2057	9.5	241								

U.S. Patent No. 9,296,564

Replacement Parts List

EZIB-M Flexco Impact Beds All Bars – Medium Duty



Replacement Parts

REF	DESCRIPTION	ORDERING NUMBER	ITEM CODE	WT. LBS.
1	Slider Bar, 4' (1.2M)	SB4	78789	20
1a	Slider Bar, 5' (1.5M)	SB5	78790	24.1
2	Impact Bar, 4' (1.2M)	IB4	76926	17
2a	Impact Bar, 5' (1.5M)	IB5	76927	21
3	Bar Bolt Kit (incl. 1 ea. 5/8" (15mm) carriage bolt, square washer, flat washer, lock washer, Nylock nut)	IBBK	76928	0.5
4	Impact Bar Support - M 4' (1.2M) *	IBS-M4	76931	16.9
4a	Impact Bar Support - M 5' (1.5M) *	IBS-M5	76932	21.2
5	Center Bar Mount Kit 24" (600mm) *	EZBMK-24	78944	5.2
	Center Bar Mount Kit 30" (750mm) *	EZBMK-30	78945	5.7
	Center Bar Mount Kit 36" (900mm) *	EZBMK-36	78946	7.5
	Center Bar Mount Kit 42" (1050mm) *	EZBMK-42	78947	8.0
	Center Bar Mount Kit 48" (1200mm) *	EZBMK-48	78948	9.8
	Center Bar Mount Kit 54" (1350mm) *	EZBMK-54	78949	10.5
	Center Bar Mount Kit 60" (1500mm) *	EZBMK-60	78950	12.3
	Center Bar Mount Kit 72" (1800mm) *	EZBMK-72	78951	14.6
6	Wing Plate Kit 24" (600mm) *	EZWPK-24	78970	16.9
	Wing Plate Kit 30" (750mm) *	EZWPK-30	78971	17.4
	Wing Plate Kit 36" (900mm) *	EZWPK-36	78972	21.2
	Wing Plate Kit 42" (1050mm) *	EZWPK-42	78973	26.2
	Wing Plate Kit 48" (1200mm) *	EZWPK-48	78974	30.1
	Wing Plate Kit 54" (1350mm) *	EZWPK-54	78975	35.6
	Wing Plate Kit 60" (1500mm) *	EZWPK-60	78976	39.0
	Wing Plate Kit 72" (1800mm) *	EZWPK-72	78977	46.7
7	Cross Stringer Kit 24" (600mm) *	EZCSK-24	78978	49.2
	Cross Stringer Kit 30" (750mm) *	EZCSK-30	78979	56.5
	Cross Stringer Kit 36" (900mm) *	EZCSK-36	78980	63.8
	Cross Stringer Kit 42" (1050mm) *	EZCSK-42	78981	70.8
	Cross Stringer Kit 48" (1200mm) *	EZCSK-48	78982	78.5
	Cross Stringer Kit 54" (1350mm) *	EZCSK-54	78983	85.8
	Cross Stringer Kit 60" (1500mm) *	EZCSK-60	78984	93.1
	Cross Stringer Kit 72" (1800mm) *	EZCSK-72	78985	99.1
8	Shim Kit Medium Duty (incl. 4 shims)	SHIM-KITM	77549	20.4

*Hardware Included

Shim Requirements

IMPACT BED SIZE	CEMA C OR D, 5" (125mm) IDLERS	CEMA C OR D, 6" (150mm) IDLERS
24"-36" (600-900mm)	Shim idler up .5" (12.5mm)	No Kits Required
42"-72" (1050-1800mm)	No Kits Required	Use (1) SHIM-KITM; Shim up .5" (12.5mm)

IMPACT BED SIZE	CEMA E, 6" (150mm) IDLERS	CEMA E, 7" (175mm) IDLERS
36"-60" (900-1500mm)	Use (3) SHIM-KITM; Shim up 1.5" (37.5mm)	Use (4) SHIM-KITM; Shim up 2" (50mm)
72" (1800mm)	Use (4) SHIM-KITM; Shim up 2" (50mm)	Use (5) SHIM-KITM; Shim up 2.5" (62.5mm)

Replacement Quantities for EZIB-M

in.		24	30	36	42	48	54	60	72
mm		600	750	900	1050	1200	1350	1500	1800
BARS REQUIRED	SLIDER	2	2	2	2	2	2	2	2
	IMPACT	4	4	5	7	8	10	11	12
BAR BOLT KITS REQUIRED		26	26	31	41	46	56	61	66
BAR SUPPORTS REQUIRED		4	4	5	7	8	10	11	12

U.S. Patent No. 9,296,564

Product Ordering Information


MSB Modular Slider Beds with Impact Rolls

Modular Slider Bed with Impact Rolls

(for impact zones with less than 200 lb-ft energy)

BELT WIDTH		TONNAGE RATING (ton/hr)	2' (600mm) SECTIONS		
in.	mm		ORDERING NUMBER	ITEM CODE	WT. LBS
24	600	3500	MSB24-2I	79979	246.8
30	750	3500	MSB30-2I	79980	263.5
36	900	4100	MSB36-2I	79981	297.9
42	1050	4500	MSB42-2I	79982	373.2
48	1200	4500	MSB48-2I	79983	393.4
54	1350	4500	MSB54-2I	79984	493.2
60	1500	4500	MSB60-2I	79985	513.9
72	1800	4500	MSB72-2I	79986	557.9

Lead time: 1 working day



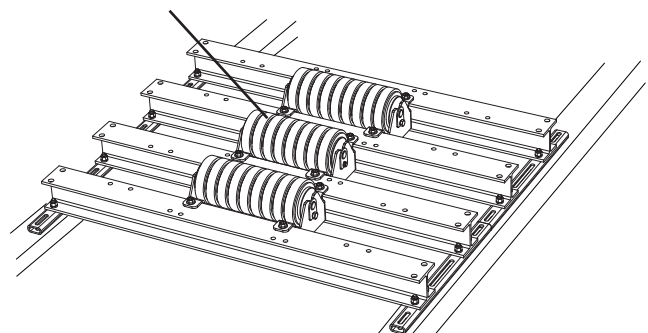
Add-on Impact Roller Kit

(for placement between 2 beds to reduce the space between impact rollers)

BELT WIDTH		ORDERING NUMBER	ITEM CODE	WT. LBS
in.	mm			
24	600	MSB24RMK	79991	17.0
30	750	MSB30RMK	79992	18.5
36	900	MSB36RMK	79993	20.2
42	1050	MSB42RMK	79994	21.8
48	1200	MSB48RMK	79995	24.0
54	1350	MSB54RMK	79996	24.9
60	1500	MSB60RMK	79997	26.0
72	1800	MSB72RMK	79998	29.5

Lead time: 1 working day

Add-on Impact Roller installed between 2 Modular Slider Beds




Adjustable Idler Set with Impact Rolls

(for placement between multiple beds or in transitions; Adjusts from 10 - 45° in 5° increments)

BELT WIDTH		ORDERING NUMBER	ITEM CODE	WT. LBS
in.	mm			
24	600	EZAI-24I	79091	89.9
30	750	EZAI-30I	79092	100.0
36	900	EZAI-36I	79093	110.7
42	1050	EZAI-42I	79094	120.0
48	1200	EZAI-48I	79095	133.3
54	1350	EZAI-54I	79096	142.5
60	1500	EZAI-60I	79097	151.3
72	1800	EZAI-72I	79098	173.6

Lead time: 1 working day

SHIM-KIT-EZAI 91857 \$75 - includes two 1/4" and two 1/2" shims



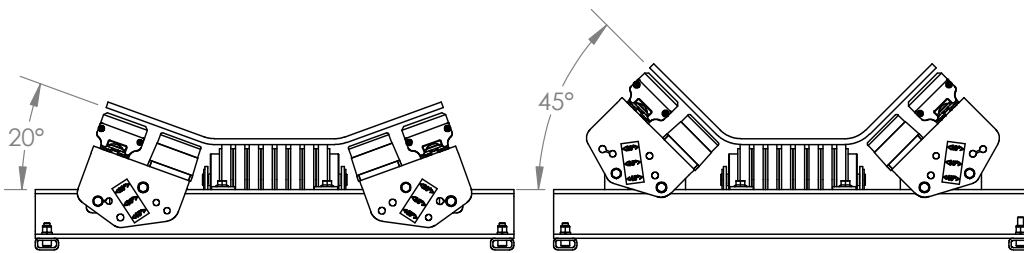
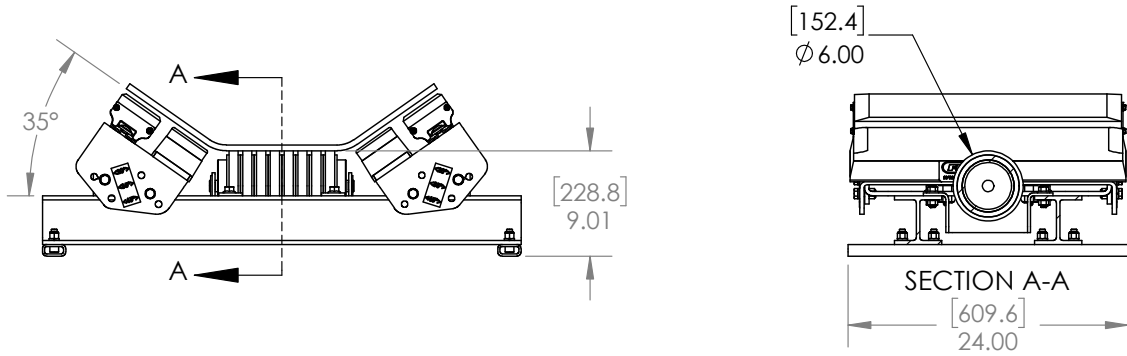
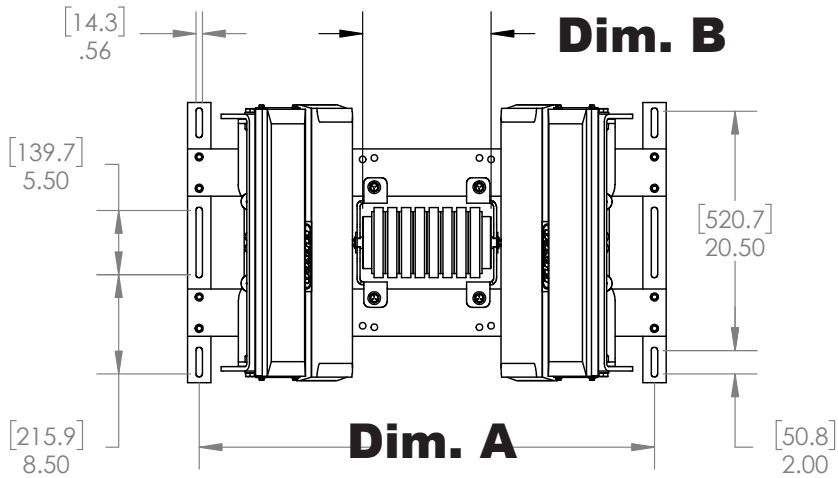
Product Notes:

- Modular design accommodates any length of load zone
- CEMA D construction
- No need to specify troughing angle – designed to adjust to 20°, 35°, 45°
- All bars feature 1" (25mm) solid UHMW
- With removal of a few bolts, the wings and center sections slide out for service
- Optional add-on roller to join two beds and reduce the space between idlers from every 24" (600mm) to every 12" (300mm).

U.S. Patent No. 9,296,564

Specifications and Guidelines

MSB Modular Slider Beds with Impact Rolls

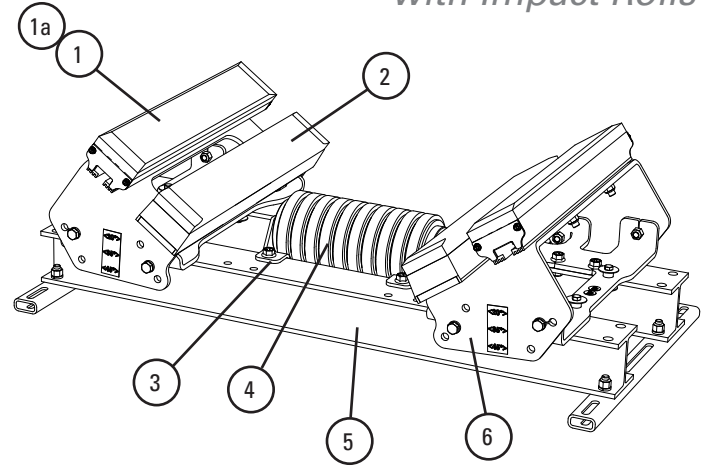


Bed Width	Dim A	Dim B
24" (600mm)	33" (838.2mm)	9" (228.6mm)
30" (750mm)	39" (990.6mm)	11" (279.4mm)
36" (900mm)	45" (1143mm)	13" (330.2mm)
42" (1050mm)	51" (1295.4mm)	15" (381mm)
48" (1200mm)	57" (1447.8mm)	17" (431.8mm)
54" (1350mm)	63" (1600.2mm)	19" (482.6mm)
60" (1500mm)	69" (1752.6mm)	21" (533.4mm)
72" (1800mm)	81" (2057.4mm)	25" (635mm)

U.S. Patent No. 9,296,564

Replacement Parts List

MSB
Modular Slider Beds
with Impact Rolls



Replacement Parts

REF	DESCRIPTION	ORDERING NUMBER	ITEM CODE	WT. LBS.
1	Slider Bar, 2' (600mm)	SB2	79970	10.0
1a	Slider Bar with Hardware, 2' (600mm)	SB2F	79988	10.9
2	Impact Bar, 2' (600mm)	MIB2-1U	79379	19.7
2a	Impact Bar with Hardware, 2' (600mm)	MIB2-1UF	79908	20.0
3	Roller Mount Kit *	MSBRMK	79987	7.9
4	Impact Roll 24" (600mm)	RRTID6-24	79883	20.0
	Impact Roll 30" (750mm)	RRTID6-30	79884	24.0
	Impact Roll 36" (900mm)	RRTID6-36	79885	27.8
	Impact Roll 42" (1050mm)	RRTID6-42	79886	32.0
	Impact Roll 48" (1200mm)	RRTID6-48	79887	35.8
	Impact Roll 54" (1350mm)	RRTID6-54	79888	39.6
	Impact Roll 60" (1500mm)	RRTID6-60	79889	43.4
	Impact Roll 72" (1800mm)	RRTID6-72	79890	51.2
5	Cross Stringer Kit 24" (600mm) *	MIB24CSK	90237	86.7
	Cross Stringer Kit 30" (750mm) *	MIB30CSK	90238	99.6
	Cross Stringer Kit 36" (900mm) *	MIB36CSK	90239	112.5
	Cross Stringer Kit 42" (1050mm) *	MIB42CSK	90240	125.4
	Cross Stringer Kit 48" (1200mm) *	MIB48CSK	90241	138.4
	Cross Stringer Kit 54" (1350mm) *	MIB54CSK	90242	153.7
	Cross Stringer Kit 60" (1500mm) *	MIB60CSK	90243	166.6
	Cross Stringer Kit 72" (1800mm) *	MIB72CSK	90244	194.7
6	Wing Plate Kit 24" (600mm) *	MIB24WPK	90245	38.9
	Wing Plate Kit 30" (750mm) *	MIB30WPK	90246	39.8
	Wing Plate Kit 36" (900mm) *	MIB36WPK	90247	49.6
	Wing Plate Kit 42" (1050mm) *	MIB42WPK	90248	59.7
	Wing Plate Kit 48" (1200mm) *	MIB48WPK	90249	62.4
	Wing Plate Kit 54" (1350mm) *	MIB54WPK	90250	83.8
	Wing Plate Kit 60" (1500mm) *	MIB60WPK	90251	86.7
	Wing Plate Kit 72" (1800mm) *	MIB72WPK	90252	92.8
-	Shim Kit (incl. 4 shims)	SHIM-KITMOD	79989	11.8

*Hardware Included

Shim Requirements

IMPACT BED SIZE	CEMA C OR D, 5" (125mm) Idlers	CEMA C OR D, 6" (150mm) IDLERS
24"-36" (600-900mm)	Use (1) shim kit; Shim idler up .5" (13mm)	No shim
42"-72" (1050-1800mm)	No shim	Use (1) shim kit; Shim bed up .5" (13mm)
IMPACT BED SIZE	CEMA E, 6" (150mm) Idlers	CEMA E, 7" (175mm) IDLERS
36"-60" (900-1500mm)	Use (3) shim kits; Shim bed up 1.5" (38mm)	Use (4) shim kits; Shim bed up 2" (50mm)
72" (1800mm)	Use (4) shim kits; Shim bed up 2" (50mm)	Use (5) shim kits; Shim bed up 2.5" (64mm)

Replacement Quantities for MSB

in.		24	30	36	42	48	54	60	72
mm		600	750	900	1050	1200	1350	1500	1800
BARS REQUIRED	SLIDER	2	2	2	2	2	2	2	2
	IMPACT	2	2	2	4	4	6	6	6

U.S. Patent No. 9,296,564

Product Ordering Information

MIB Modular Impact Beds All Bars

Modular Impact Bed

(for impact zones with less than 1500 lb-ft energy)

BELT WIDTH		TONNAGE RATING (ton/hr)	2' (600mm) LENGTH		
in.	mm		ORDERING NUMBER	ITEM CODE	WT. LBS
24	600	12800	MIB24-2H	79971	288.0
30	750	12800	MIB30-2H	79972	303.9
36	900	14900	MIB36-2H	79973	365.1
42	1050	19200	MIB42-2H	79974	439.0
48	1200	21300	MIB48-2H	79975	484.4
54	1350	25600	MIB54-2H	79976	583.8
60	1500	27700	MIB60-2H	79977	629.5
72	1800	29900	MIB72-2H	79978	698.3

Lead time: 1 working day



Adjustable Idler Set with Impact Rolls

(for placement between multiple beds or in transitions; Adjusts from 10 - 45° in 5° increments)

BELT WIDTH		ORDERING NUMBER	ITEM CODE	WT. LBS
in.	mm			
24	600	EZAI-24I	79091	89.9
30	750	EZAI-30I	79092	100.0
36	900	EZAI-36I	79093	110.7
42	1050	EZAI-42I	79094	120.0
48	1200	EZAI-48I	79095	133.3
54	1350	EZAI-54I	79096	142.5
60	1500	EZAI-60I	79097	151.3
72	1800	EZAI-72I	79098	173.6

Lead time: 1 working day

SHIM-KIT-EZAI 91857 - includes two 1/4" and two 1/2" shims



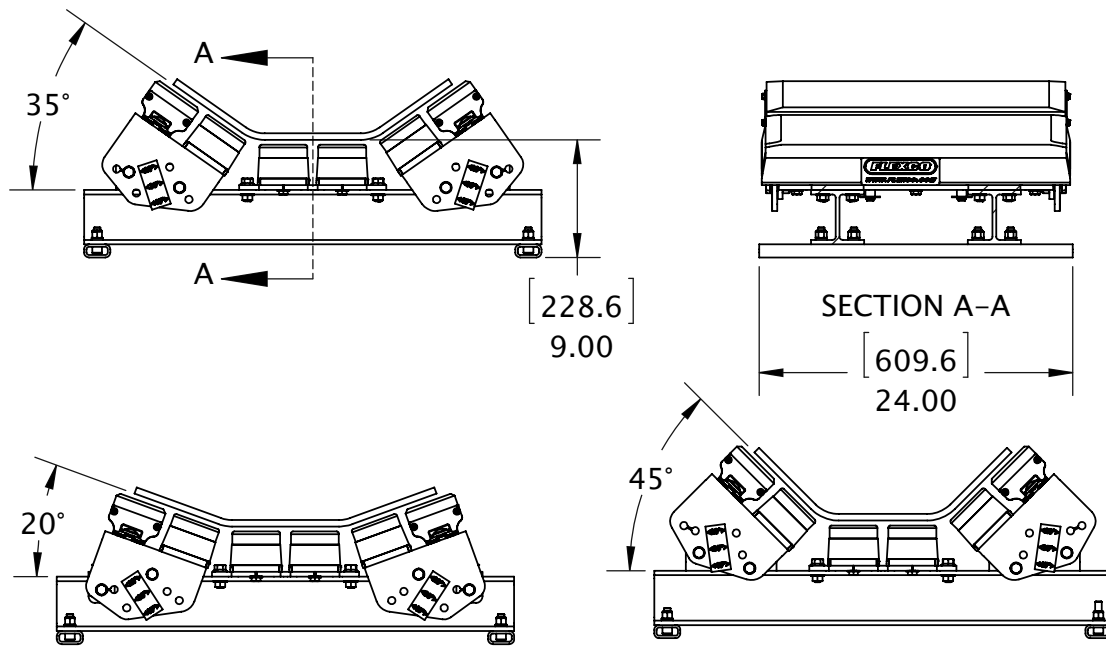
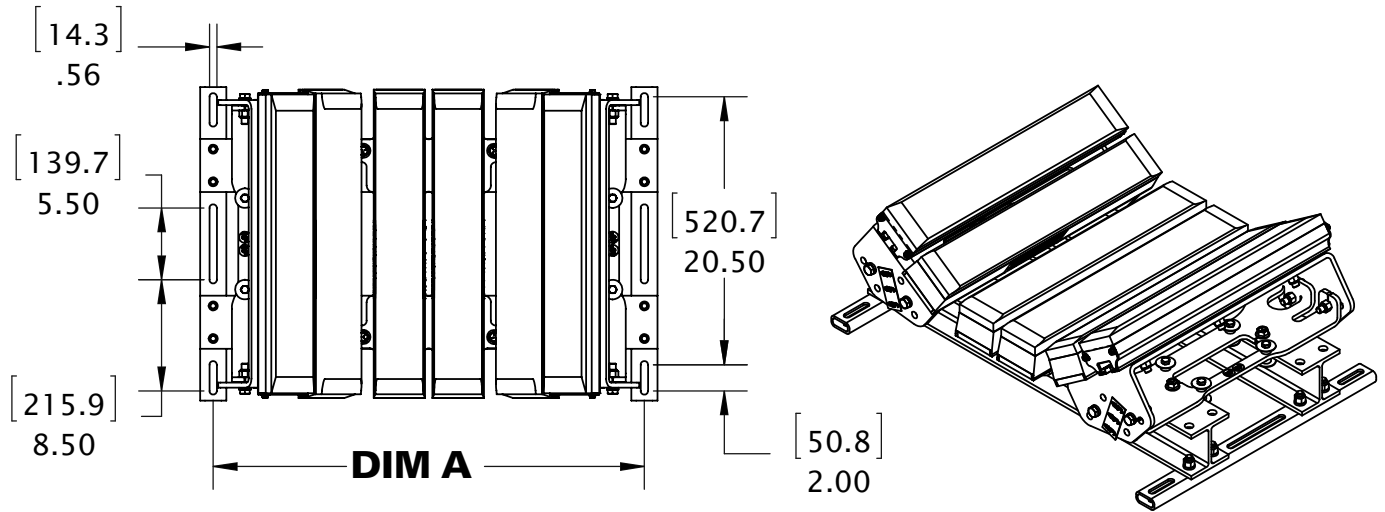
Product Notes:

- Modular design accommodates any length of load zone
- CEMA D construction
- No need to specify troughing angle—designed to adjust to 20°, 35°, 45°
- All bars feature 1" (25mm) solid UHMW
- With removal of a few bolts, the wings and center sections slide out for service

U.S. Patent No. 9,296,564

Specifications and Guidelines

MIB
Modular Impact Beds
All Bars

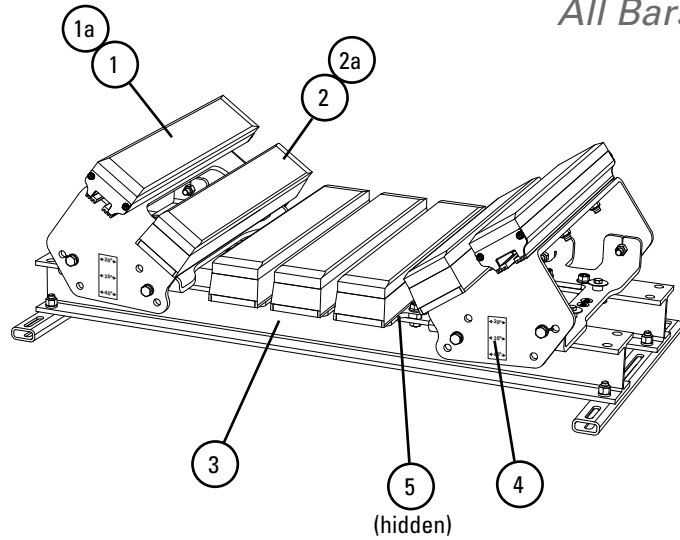


Bed Width	Dim A
24" (600mm)	33" (838.2mm)
30" (750mm)	39" (990.6mm)
36" (900mm)	45" (1143mm)
42" (1050mm)	51" (1295.4mm)
48" (1200mm)	57" (1447.8mm)
54" (1350mm)	63" (1600.2mm)
60" (1500mm)	69" (1752.6mm)
72" (1800mm)	81" (2057.4mm)

U.S. Patent No. 9,296,564

Replacement Parts List

MIB Modular Impact Beds All Bars



Replacement Parts

REF	DESCRIPTION	ORDERING NUMBER	ITEM CODE	WT. LBS.
1	Slider Bar, 2' (600mm)	SB2	79970	10.0
1a	Slider Bar with Hardware, 2' (600mm)	SB2F	79988	10.9
2	Impact Bar, 2' (600mm)	MIB2-1U	79379	19.7
2a	Impact Bar with Hardware, 2' (600mm)	MIB2-1UF	79908	20.0
3	Cross Stringer Kit 24" (600mm) *	MIB24CSK	90237	86.7
	Cross Stringer Kit 30" (750mm) *	MIB30CSK	90238	99.6
	Cross Stringer Kit 36" (900mm) *	MIB36CSK	90239	112.5
	Cross Stringer Kit 42" (1050mm) *	MIB42CSK	90240	125.4
	Cross Stringer Kit 48" (1200mm) *	MIB48CSK	90241	138.4
	Cross Stringer Kit 54" (1350mm) *	MIB54CSK	90242	153.7
	Cross Stringer Kit 60" (1500mm) *	MIB60CSK	90243	166.6
	Cross Stringer Kit 72" (1800mm) *	MIB72CSK	90244	194.7
4	Wing Plate Kit 24" (600mm) *	MIB24WPK	90245	38.9
	Wing Plate Kit 30" (750mm) *	MIB30WPK	90246	39.8
	Wing Plate Kit 36" (900mm) *	MIB36WPK	90247	49.6
	Wing Plate Kit 42" (1050mm) *	MIB42WPK	90248	59.7
	Wing Plate Kit 48" (1200mm) *	MIB48WPK	90249	62.4
	Wing Plate Kit 54" (1350mm) *	MIB54WPK	90250	83.8
	Wing Plate Kit 60" (1500mm) *	MIB60WPK	90251	86.7
5	Center Plate Kit 24" (600mm) *	MIB24CPK	90253	19.3
	Center Plate Kit 30" (750mm) *	MIB30CPK	90254	20.4
	Center Plate Kit 36" (900mm) *	MIB36CPK	90255	29.2
	Center Plate Kit 42" (1050mm) *	MIB42CPK	90256	29.9
	Center Plate Kit 48" (1200mm) *	MIB48CPK	90257	37.0
	Center Plate Kit 54" (1350mm) *	MIB54CPK	90258	38.5
	Center Plate Kit 60" (1500mm) *	MIB60CPK	90259	45.4
-	Shim Kit (incl. 4 shims)	SHIM-KITMOD	79989	11.8

*Hardware Included

Shim Requirements

IMPACT BED SIZE	CEMA C OR D, 5" (125mm) Idlers	CEMA C OR D, 6" (150mm) IDLERS
24"-36" (600-900mm)	Use (1) shim kit; Shim idler up .5" (13mm)	No shim
42"-72" (1050-1800mm)	No shim	Use (1) shim kit; Shim bed up .5" (13mm)
IMPACT BED SIZE	CEMA E, 6" (150mm) Idlers	CEMA E, 7" (175mm) IDLERS
36"-60" (900-1500mm)	Use (3) shim kits; Shim bed up 1.5" (38mm)	Use (4) shim kits; Shim bed up 2" (50mm)
72" (1800mm)	Use (4) shim kits; Shim bed up 2" (50mm)	Use (5) shim kits; Shim bed up 2.5" (64mm)

Replacement Quantities for MIB

in.		24	30	36	42	48	54	60	72
mm		600	750	900	1050	1200	1350	1500	1800
BARS REQUIRED	SLIDER	2	2	2	2	2	2	2	2
	IMPACT	4	4	5	7	8	10	11	12

U.S. Patent No. 9,296,564

Specifications & Guidelines

It's the Structure, not the bars

It absorbs more impact to save your belt. Our exclusive Velocity Reduction Technology™ provides two levels of impact relief.

Level 1: Impact Bars first absorb impact energy. Unique Impact Bar Supports on all DRX Impact Beds allow the impact bars to function properly - expanding and absorbing more impact energy.

Level 2: On DRX200, 750 and 1500 impact beds, Isolation Mounts provide a second level of reaction force reduction, absorbing additional impact energy and minimizing transmission back to the belt. The DRX3000 Dynamic has Impact Energy Absorbers to disperse an immense amount of impact, even in extremely severe applications.

User-Friendly Slide-Out Service™

- All DRX Impact Beds separate in the middle to slide apart and out.
- Can be easily and safely converted from the run position to the service position.
- Impact bars are easy to get to for changeout. A complete changeout can be done in one or two hours.

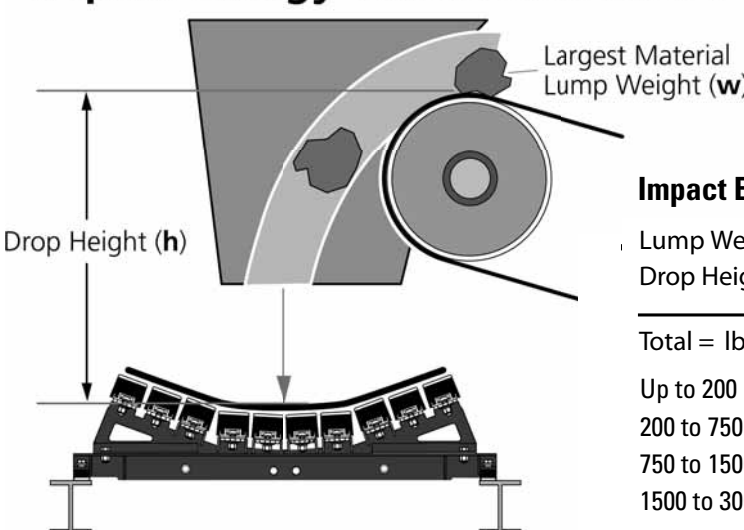
Unique Impact Bar Supports protect the impact bars from damage, extending service life. An Anti-Migratory Tab on each support secures the bar and prevents it from sliding in the direction of the belt.

Other Features and Benefits

- Uses exclusive anti-spin square washers. Allows use of carriage bolts to secure impact bars instead of expensive T bolts.

How to spec the correct impact bed for your conveyor transfer point

Impact Energy Calculation Chart



Impact Energy

Lump Weight (w) _____
 Drop Height (h) x _____

 Total = lb-ft _____ See Below

Up to 200 lb-ft (25 kg-m)—DRX200
 200 to 750 lb-ft (25 to 100 kg-m)—DRX750
 750 to 1500 lb-ft (100 to 200 kg-m)—DRX1500
 1500 to 3000 lb-ft (200 to 400 kg-m)—DRX3000

Roller Size and CEMA Rating


5" (125mm) 6" (150mm)

CEMA C D E

Belt Width _____

Troughing Angle: 20° 35°

Bed Length: 4' (1.2M) 5' (1.5M)



Product Ordering Information

DRX200 Impact Beds

DRX200 CEMA D construction

BELT WIDTH		TONNAGE RATING (ton/hr)	4' (1.2 M) BEDS, 20° TROUGH			4' (1.2 M) BEDS, 35° TROUGH		
in.	mm		ORDERING NUMBER	ITEM CODE	WT. LBS.	ORDERING NUMBER	ITEM CODE	WT. LBS.
24	600	3500	DRXL-24-420	76816	260.0	DRXL-24-435	76832	260.0
30	750	3500	DRXL-30-420	76817	282.0	DRXL-30-435	76833	282.0
36	900	4100	DRXL-36-420	76818	323.0	DRXL-36-435	76834	323.0
42	1050	5200	DRXL-42-420	76819	412.0	DRXL-42-435	76835	412.0
48	1200	5800	DRXL-48-420	76820	433.0	DRXL-48-435	76836	433.0
54	1350	7000	DRXL-54-420	76821	498.0	DRXL-54-435	76837	498.0
60	1500	7600	DRXL-60-420	76822	543.0	DRXL-60-435	76838	543.0
72	1800	8100	DRXL-72-420	76823	615.0	DRXL-72-435	76839	615.0

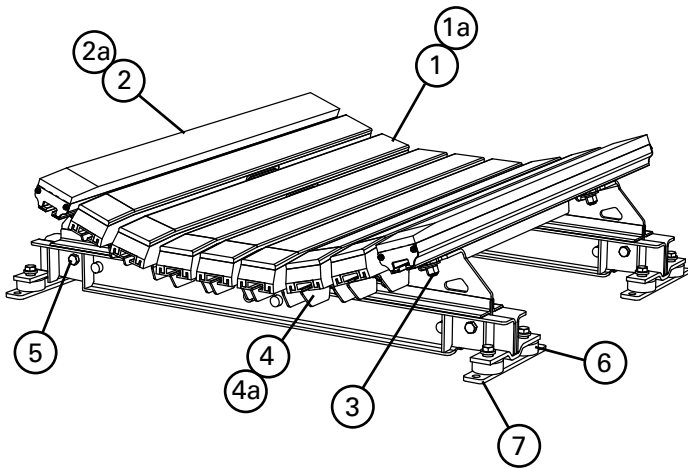
Lead time: 2 weeks

Product Notes:

- Rated for impacts up to 200 lb-ft (25 kg-m)
- Rated for belt speeds up to 1000 fpm (5m/s)
- Slide-out serviceability
- Velocity Reduction Technology provides multiple points of protection
- Alternative trough angles or picking idler profiles available by special quote

BELT WIDTH		TONNAGE RATING (ton/hr)	5' (1.5 M) BEDS, 20° TROUGH			5' (1.5 M) BEDS, 35° TROUGH		
in.	mm		ORDERING NUMBER	ITEM CODE	WT. LBS.	ORDERING NUMBER	ITEM CODE	WT. LBS.
24	600	3500	DRXL-24-520	76824	290.0	DRXL-24-535	76840	290.0
30	750	3500	DRXL-30-520	76825	311.0	DRXL-30-535	76841	311.0
36	900	4100	DRXL-36-520	76826	357.0	DRXL-36-535	76842	357.0
42	1050	5200	DRXL-42-520	76827	459.0	DRXL-42-535	76843	459.0
48	1200	5800	DRXL-48-520	76828	480.0	DRXL-48-535	76844	480.0
54	1350	7000	DRXL-54-520	76829	554.0	DRXL-54-535	76845	554.0
60	1500	7600	DRXL-60-520	76830	602.0	DRXL-60-535	76846	602.0
72	1800	8100	DRXL-72-520	76831	679.0	DRXL-72-535	76847	679.0

Lead time: 2 weeks



* Belt width + 9" = Structure width

Impact Bed Size	Cema C or D, 5" IDLERS	CEMA C or D, 6" IDLERS
DRX200: 24"- 36"	Shim idler up 1/2"	No Kits Required
DRX200: 42"- 72"	No Kits Required	Use (1) SHIM-KITL; Shim up 0.5"

Impact Bed Size	CEMA E, 6" IDLERS	CEMA E, 7" IDLERS
DRX200: 36"-60"	Use (3) SHIM-KITL; Shim up 1.5"	Use (4) SHIM-KITL; Shim up 2"
DRX200: 72"	Use (4) SHIM-KITL; Shim up 2"	Use (5) SHIM-KITL; Shim up 2.5"

Replacement Parts

REF	DESCRIPTION	ORDERING NUMBER	ITEM CODE	WT. LBS.
1	Impact Bar, 4'	IB4	76926	17.0
1a	Impact Bar, 5'	IB5	76927	21.2
2	Slider Bar, 4' (1.2M)	SB4	78789	20.0
2a	Slider Bar, 5' (1.5M)	SB5	78790	24.1
3	Impact Bar Bolt Kit incl. (1) ea 5/8" carriage bolt, square washer, flat washer, lock washer, Nylock nut	IBBK	76928	0.5
4	Impact Bar Support – L 4' incl. (1) ea bar support, carriage bolt, square washer, lock washer, Nylock nut	IBS-L4	76929	16.8
4a	Impact Bar Support – L 5' incl. (1) ea bar support, carriage bolt, square washer, lock washer, Nylock nut	IBS-L5	76930	21.0
5	Sliding Support Arm Bolt Kit incl. (2) 2" bolts, (2) lock washers, (2) Nylock nuts	ISABK-LMH	77529	2.0
6	Isolation Mount Kit	IMK	76936	3.8
7	DRX200 Shim Kit (incl. 4 shims)	SHIM-KITL	77548	13.6

Lead time: 1 working day

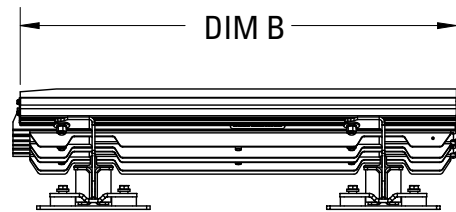
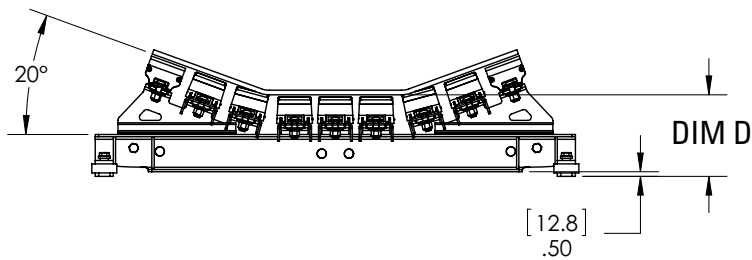
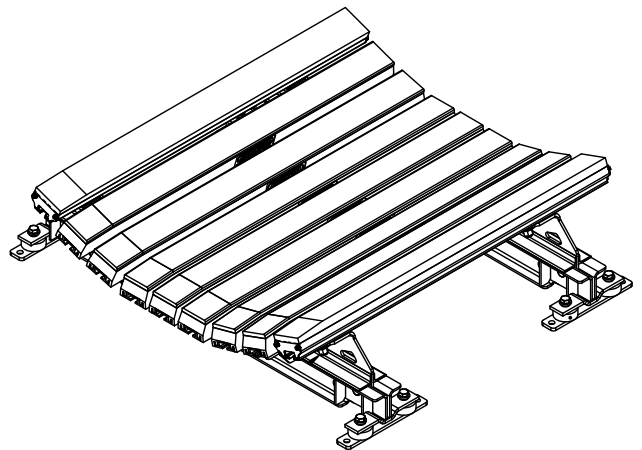
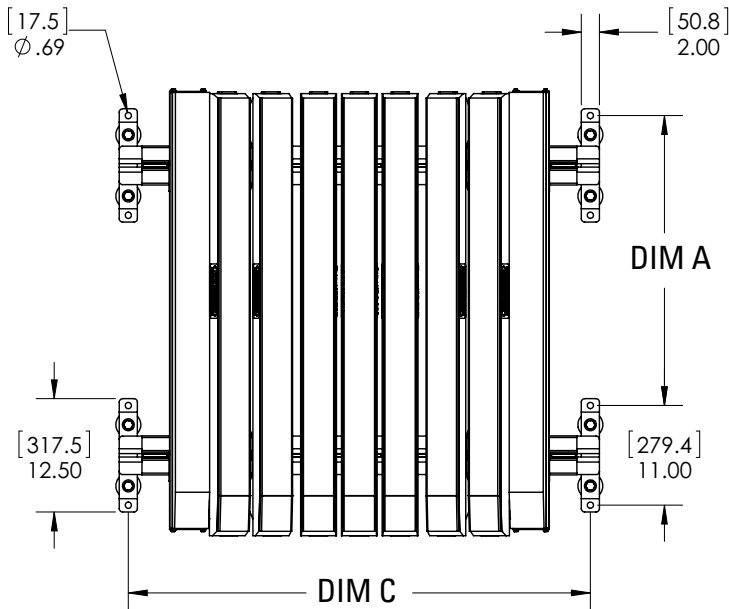
Replacement Bars, Bar Supports and Bolt Kits Required per Belt Width - DRX200

in.	24	30	36	42	48	54	60	72
mm	600	750	900	1050	1200	1350	1500	1800
Slider Bars Required	2	2	2	2	2	2	2	4
Impact Bars Required	4	4	5	7	8	10	11	12
Impact Bar Supports Required	4	4	5	7	8	10	11	12
Impact Bar Bolt Kits Required	16	16	19	25	28	34	37	44

U.S. Patents No. 9,296,564

Specifications and Guidelines

DRX200
Impact Beds



Bed Length 4' (1.2 M)				Bed Length 5' (1.5 M)				Bed Width		Dim C		Dim D	
Dim A		Dim B		Dim A		Dim B							
in.	mm	in.	mm	in.	mm	in.	mm	in.	mm	in.	mm	in.	mm
32	812.8	48.14	1222.8	44	1117.6	58.38	1482.9	24	600	33	838	9	229
								30	750	39	991	9	229
								36	900	45	1143	9	229
								42	1050	51	1295	9	229
								48	1200	57	1448	9	229
								54	1350	63	1600	9.25	235
								60	1500	69	1753	9.25	235
72	1800	81	2057	9.5	241								

U.S. Patents No. 9,296,564

Product Ordering Information

DRX750 Impact Beds

DRX750 CEMA D construction

BELT WIDTH		TONNAGE RATING (ton/hr)	4' (1.2 M) BEDS, 20° TROUGH			4' (1.2 M) BEDS, 35° TROUGH		
in.	mm		ORDERING NUMBER	ITEM CODE	WT. LBS.	ORDERING NUMBER	ITEM CODE	WT. LBS.
24	600	8,100	DRXM-24-420	76848	365.0	DRXM-24-435	76864	365.0
30	750	8,100	DRXM-30-420	76849	397.0	DRXM-30-435	76865	397.0
36	900	9,500	DRXM-36-420	76850	467.0	DRXM-36-435	76866	467.0
42	1050	12,200	DRXM-42-420	76851	592.0	DRXM-42-435	76867	592.0
48	1200	13,600	DRXM-48-420	76852	623.0	DRXM-48-435	76868	623.0
54	1350	16,300	DRXM-54-420	76853	704.0	DRXM-54-435	76869	704.0
60	1500	17,600	DRXM-60-420	76854	779.0	DRXM-60-435	76870	779.0
72	1800	19,000	DRXM-72-420	76855	896.0	DRXM-72-435	76871	896.0

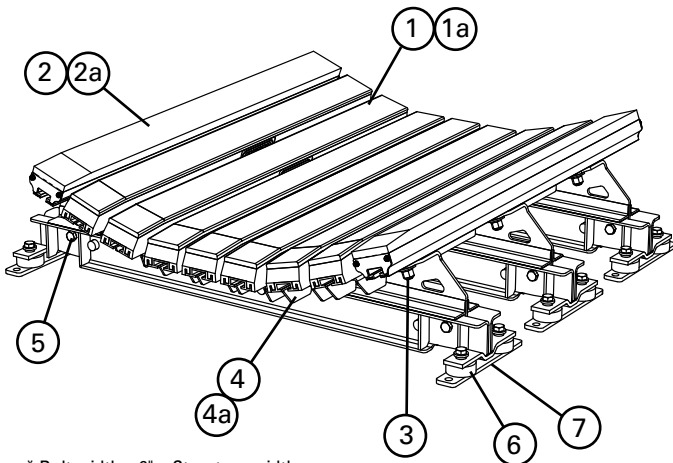
Lead time: 2 weeks

Product Notes:

- Rated for impacts up to 750 lb-ft (100 kg-m)
- Rated for belt speeds up to 1000 fpm (5m/s)
- Slide-out serviceability
- Velocity Reduction Technology provides multiple points of protection
- Alternative trough angles or picking idler profiles available by special quote

BELT WIDTH		TONNAGE RATING (ton/hr)	5' (1.5 M) BEDS, 20° TROUGH			5' (1.5 M) BEDS, 35° TROUGH		
in.	mm		ORDERING NUMBER	ITEM CODE	WT. LBS.	ORDERING NUMBER	ITEM CODE	WT. LBS.
24	600	8,100	DRXM-24-520	76856	403.0	DRXM-24-535	76872	403.0
30	750	8,100	DRXM-30-520	76857	435.0	DRXM-30-535	76873	435.0
36	900	9,500	DRXM-36-520	76858	514.0	DRXM-36-535	76874	514.0
42	1050	12,200	DRXM-42-520	76859	656.0	DRXM-42-535	76875	656.0
48	1200	13,600	DRXM-48-520	76860	687.0	DRXM-48-535	76876	687.0
54	1350	16,300	DRXM-54-520	76861	777.0	DRXM-54-535	76877	777.0
60	1500	17,600	DRXM-60-520	76862	861.0	DRXM-60-535	76878	861.0
72	1800	19,000	DRXM-72-520	76863	985.0	DRXM-72-535	76879	985.0

Lead time: 2 weeks



* Belt width + 9" = Structure width

Impact Bed Size	Cema C or D, 5" IDLERS	CEMA C or D, 6" IDLERS
DRX750: 24"- 36"	Shim idler up 1/2"	No Kits Required
DRX750: 42" - 72"	No Kits Required	Use (1) SHIM-KITM; Shim up 0.5"

Impact Bed Size	CEMA E, 6" IDLERS	CEMA E, 7" IDLERS
DRX750: 36"-60"	Use (3) SHIM-KITM; Shim up 1.5"	Use (4) SHIM-KITM; Shim up 2"
DRX750: 72"	Use (4) SHIM-KITM; Shim up 2"	Use (5) SHIM-KITM; Shim up 2.5"

Replacement Parts

REF	DESCRIPTION	ORDERING NUMBER	ITEM CODE	WT. LBS.
1	Impact Bar, 4'	IB4	76926	17.0
1a	Impact Bar, 5'	IB5	76927	21.2
2	Slider Bar, 4' (1.2M)	SB4	78789	20.0
2a	Slider Bar, 5' (1.5M)	SB5	78790	24.1
3	Impact Bar Bolt Kit (incl. (1) ea 5/8" carriage bolt, square washer, flat washer, lock washer, Nylock nut)	IBBK	76928	0.5
4	Impact Bar Support – M 4' (incl. (1) bar support, (2) ea carriage bolt, square washer, lock washer, Nylock nut)	IBS-M4	76931	16.9
4a	Impact Bar Support – M 5' (incl. (1) bar support, (2) ea carriage bolt, square washer, lock washer, Nylock nut)	IBS-M5	76932	21.2
5	Sliding Support Arm Bolt Kit (incl. (2) 2" bolts, (2) lock washers, (2) Nylock nuts)	ISABK-LMH	77529	2.0
6	Isolation Mount Kit	IMK	76936	3.8
7	DRX750 Shim Kit (incl. 6 shims)	SHIM-KITM	77549	20.4

Lead time: 1 working day

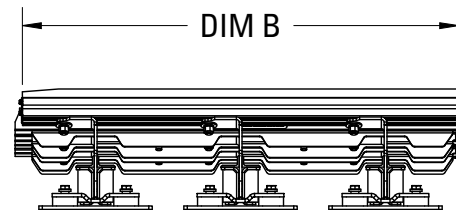
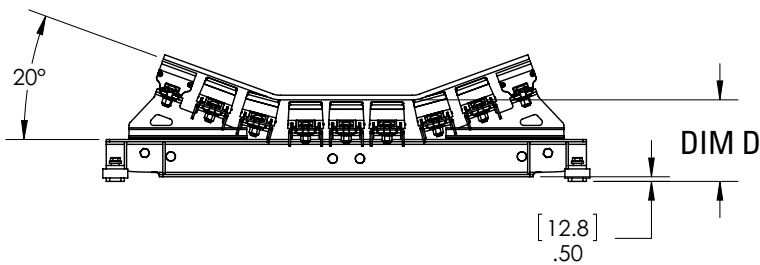
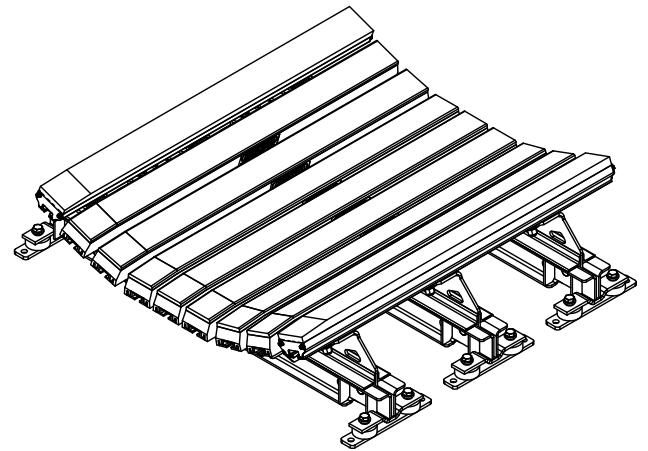
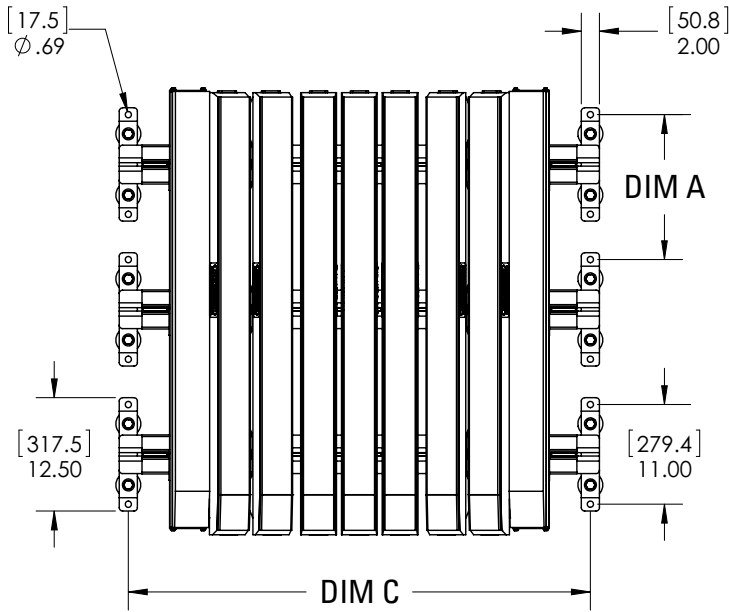
Replacement Bars, Bar Supports and Bolt Kits Required per Belt Width - DRX750

	24	30	36	42	48	54	60	72
in.	24	30	36	42	48	54	60	72
mm	600	750	900	1050	1200	1350	1500	1800
Slider Bars Required	2	2	2	2	2	2	2	4
Impact Bars Required	4	4	5	7	8	10	11	12
Impact Bar Supports Required	4	4	5	7	8	10	11	12
Impact Bar Bolt Kits Required	26	26	31	41	46	56	61	72

U.S. Patents No. 9,296,564

Specifications and Guidelines

DRX750
Impact Beds



Bed Length 4' (1.2 M)				Bed Length 5' (1.5 M)				Bed Width		Dim C		Dim D	
Dim A		Dim B		Dim A		Dim B							
in.	mm	in.	mm	in.	mm	in.	mm	in.	mm	in.	mm	in.	mm
16	406.4	48.14	1222.8	22	558.8	58.38	1482.9	24	600	33	838	9	229
								30	750	39	991	9	229
								36	900	45	1143	9	229
								42	1050	51	1295	9	229
								48	1200	57	1448	9	229
								54	1350	63	1600	9.25	235
								60	1500	69	1753	9.25	235
72	1800	81	2057	9.5	241								

U.S. Patents No. 9,296,564

Product Ordering Information

DRX1500 Impact Beds

DRX1500 CEMA D construction

BELT WIDTH		TONNAGE RATING (ton/hr)	4' (1.2 M) BEDS, 20° TROUGH			4' (1.2 M) BEDS, 35° TROUGH		
in.	mm		ORDERING NUMBER	ITEM CODE	WT. LBS.	ORDERING NUMBER	ITEM CODE	WT. LBS.
24	600	12,800	DRXH-24-420	76880	503.0	DRXH-24-435	76896	503.0
30	750	12,800	DRXH-30-420	76881	545.0	DRXH-30-435	76897	545.0
36	900	14,900	DRXH-36-420	76882	628.0	DRXH-36-435	76898	628.0
42	1050	19,200	DRXH-42-420	76883	806.0	DRXH-42-435	76899	806.0
48	1200	21,300	DRXH-48-420	76884	847.0	DRXH-48-435	76900	847.0
54	1350	25,600	DRXH-54-420	76885	977.0	DRXH-54-435	76901	977.0
60	1500	27,700	DRXH-60-420	76886	1,066.0	DRXH-60-435	76902	1,066.0
72	1800	29,900	DRXH-72-420	76887	1,210.0	DRXH-72-435	76903	1,210.0

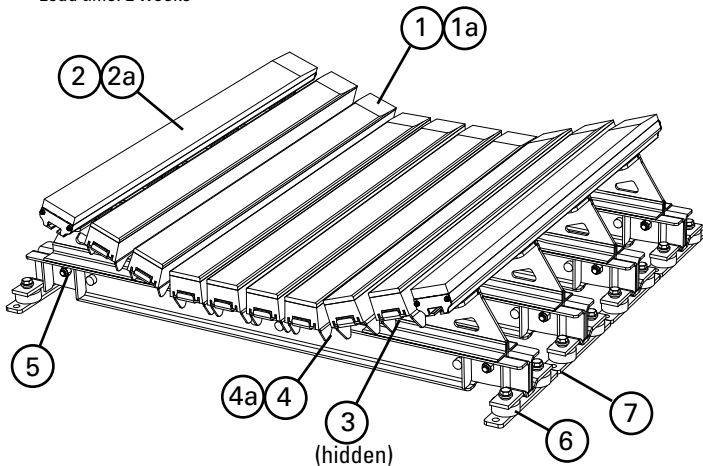
Lead time: 2 weeks

Product Notes:

- Rated for impacts up to 1500 lb-ft (200 kg-m)
- Rated for belt speeds up to 1000 fpm (5m/s)
- Slide-out serviceability
- Velocity Reduction Technology provides multiple points of protection
- Alternative trough angles or picking idler profiles available by special quote

BELT WIDTH		TONNAGE RATING (ton/hr)	5' (1.5 M) BEDS, 20° TROUGH			5' (1.5 M) BEDS, 35° TROUGH		
in.	mm		ORDERING NUMBER	ITEM CODE	WT. LBS.	ORDERING NUMBER	ITEM CODE	WT. LBS.
24	600	12,800	DRXH-24-520	76888	558.0	DRXH-24-535	76904	558.0
30	750	12,800	DRXH-30-520	76889	601.0	DRXH-30-535	76905	601.0
36	900	14,900	DRXH-36-520	76890	692.0	DRXH-36-535	76906	692.0
42	1050	19,200	DRXH-42-520	76891	896.0	DRXH-42-535	76907	896.0
48	1200	21,300	DRXH-48-520	76892	937.0	DRXH-48-535	76908	937.0
54	1350	25,600	DRXH-54-520	76893	1,084.0	DRXH-54-535	76909	1,084.0
60	1500	27,700	DRXH-60-520	76894	1,181.0	DRXH-60-535	76910	1,181.0
72	1800	29,900	DRXH-72-520	76895	1,334.0	DRXH-72-535	76911	1,334.0

Lead time: 2 weeks



* Belt width + 9" = Structure width

Impact Bed Size	Cema C or D, 5" IDLERS	CEMA C or D, 6" IDLERS
DRX1500: 24"- 36"	Shim idler up 1/2"	No Kits Required
DRX1500: 42"- 72"	No Kits Required	Use (1) SHIM-KITH; Shim up 0.5"

Impact Bed Size	CEMA E, 6" IDLERS	CEMA E, 7" IDLERS
DRX1500: 36"-60"	Use (3) SHIM-KITH; Shim up 1.5"	Use (4) SHIM-KITH; Shim up 2"
DRX1500: 72"	Use (4) SHIM-KITH; Shim up 2"	Use (5) SHIM-KITH; Shim up 2.5"

U.S. Patent No. 9.296,564

Replacement Parts

REF	DESCRIPTION	ORDERING NUMBER	ITEM CODE	WT. LBS.
1	Impact Bar, 4'	IB4	76926	17.0
2	Impact Bar, 5'	IB5	76927	21.2
3	Slider Bar, 4' (1.2M)	SB4	78789	20.0
3a	Slider Bar, 5' (1.5M)	SB5	78790	24.1
4	Impact Bar Bolt Kit incl. (1) ea 5/8" carriage bolt, square washer, flat washer, lock washer, Nylock nut	IBBK	76928	0.5
5	Impact Bar Support – H 4' incl. (1) bar support, (2) ea carriage bolt, square washer, lock washer, Nylock nut	IBS-H4	76933	16.6
6	Impact Bar Support – H 5' incl. (1) bar support, (2) ea carriage bolt, square washer, lock washer, Nylock nut	IBS-H5	76934	21.0
7	Sliding Support Arm Bolt Kit incl. (2) 2" bolts, (2) lock washers, (2) Nylock nuts	ISABK-LMH	77529	2.0
8	Isolation Mount Kit	IMK	76936	3.8
9	DRX1500 Shim Kit (incl. 8 shims)	SHIM-KITH	77550	27.2

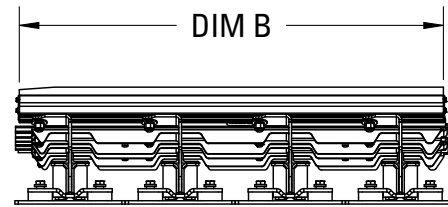
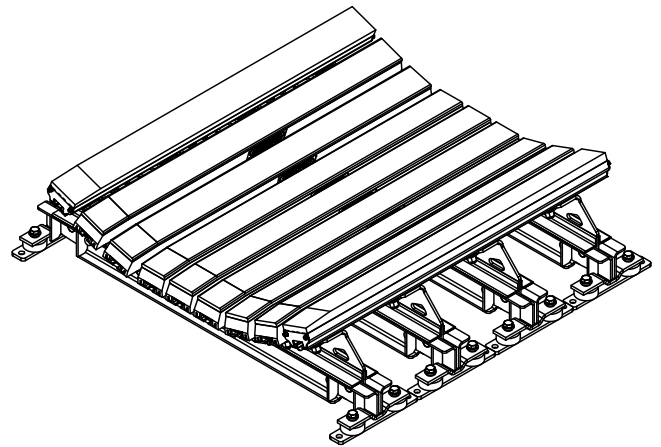
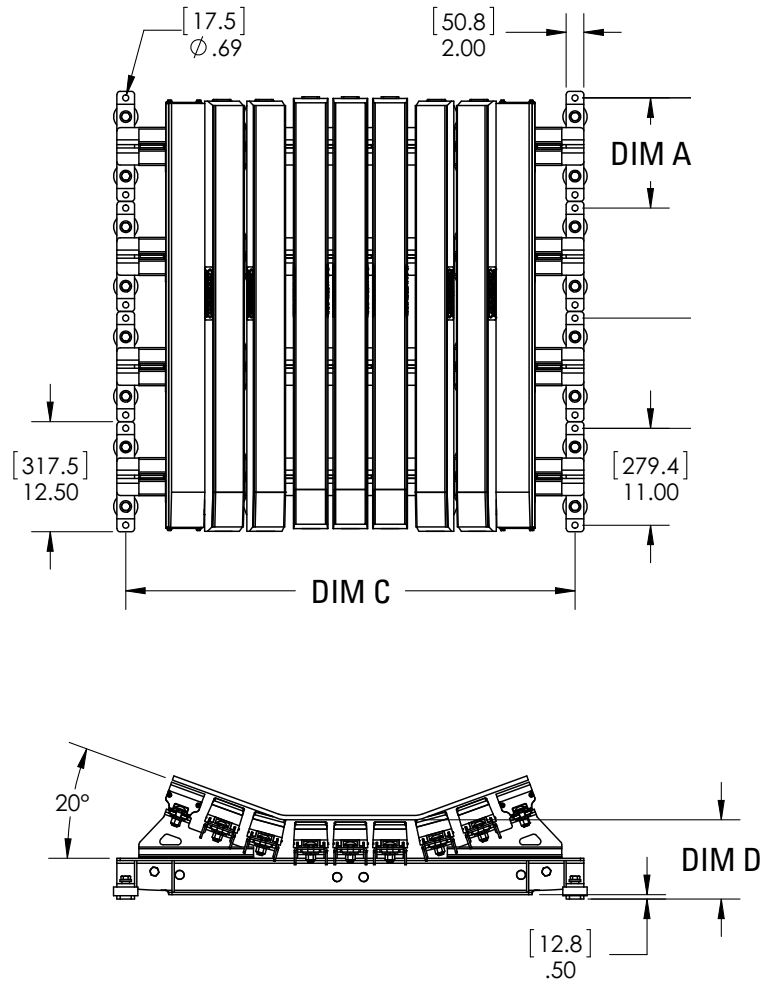
Lead time: 1 working day

Replacement Bars and Bolt Kits Required per Belt Width - DRX1500

in.	24	30	36	42	48	54	60	72
mm	600	750	900	1050	1200	1350	1500	1800
Slider Bars Required	2	2	2	2	2	2	2	4
Impact Bars Required	4	4	5	7	8	10	11	12
Impact Bar Supports Required	4	4	5	7	8	10	11	12
Impact Bar Bolt Kits Required	32	32	38	50	56	68	74	88

Specifications and Guidelines

DRX1500
Impact Beds



Bed Length 4' (1.2 M)				Bed Length 5' (1.5 M)				Bed Width		Dim C		Dim D	
Dim A		Dim B		Dim A		Dim B							
in.	mm	in.	mm	in.	mm	in.	mm	in.	mm	in.	mm	in.	mm
12.5	317.5	48.14	1222.8	16	406.4	58.38	1482.9	24	600	33	838	9	229
								30	750	39	991	9	229
								36	900	45	1143	9	229
								42	1050	51	1295	9	229
								48	1200	57	1448	9	229
								54	1350	63	1600	9.25	235
								60	1500	69	1753	9.25	235
								72	1800	81	2057	9.5	241

U.S. Patent No. 9,296,564

Product Ordering Information

DRX3000
Dynamic Beds

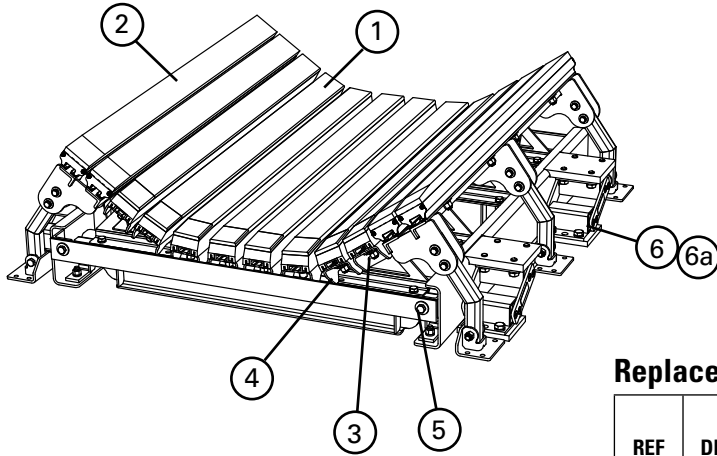
DRX3000 CEMA E construction

BELT WIDTH		TONNAGE RATING (ton/hr)	5' (1.5 M) BEDS, 20° TROUGH			5' (1.5 M) BEDS, 35° TROUGH		
in.	mm		ORDERING NUMBER	ITEM CODE	WT. LBS	ORDERING NUMBER	ITEM CODE	WT. LBS.
42	1050	28,700	DRXD-42-520	76912	1,351.0	DRXD-42-535	76919	1,351.0
48	1200	31,900	DRXD-48-520	76913	1,407.0	DRXD-48-535	76920	1,407.0
54	1350	38,300	DRXD-54-520	76914	1,568.0	DRXD-54-535	76921	1,568.0
60	1500	41,500	DRXD-60-520	76915	1,676.0	DRXD-60-535	76922	1,676.0
72	1800	44,700	DRXD-72-520	76916	2,098.0	DRXD-72-535	76923	2,098.0
84	2100	51,100	DRXD-84-520	76917	2,261.0	DRXD-84-535	76924	2,261.0
96	2400	63,900	DRXD-96-520	76918	2,609.0	DRXD-96-535	76925	2,609.0

Lead time: 4 weeks

Product Notes:

- For extreme impact applications up to 3000 lb-ft (lump size x drop height).
- Rated for belt speeds up to 1000 fpm (5m/s)
- Impact Energy Absorbers compress up to 3" (75mm) to absorb extreme impact energy to minimize damaging forces and protect the belt.
- Alternative trough angles or picking idler profiles available by special quote



Replacement Parts

REF	DESCRIPTION	ORDERING NUMBER	ITEM CODE	WT. LBS.
1	Impact Bar, 5' (1/2" UHMW)	IB5	76927	21.2
2	Slider Bar, 5' (1.5M)	SB5	78790	24.1
3	Impact Bar Bolt Kit incl. (1) ea 5/8" carriage bolt, square washer, flat washer, lock washer, Nylock nut	IBBK	76928	0.5
4	Impact Bar Support - D 5' incl. (1) bar support, (2) ea carriage bolt, square washer, lock washer, Nylock nut	IBS-D5	77530	21.0
5	Sliding Support Arm Bolt Kit incl. (4) 1-1/2" bolts, (2) 2" bolts, (6) lock washers, (6) Nylock nuts	ISABK	76935	2.0
6	Impact Energy Absorber 42-60	IEA-42-60	76937	42.0
6a	Impact Energy Absorber 72-96	IEA-72-96	76938	66.0

Lead time: 1 working day

* Belt width + 9" = Structure width

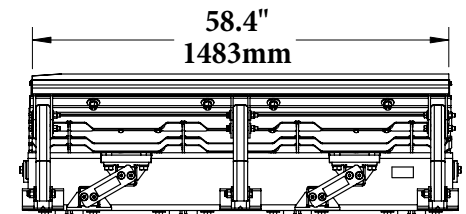
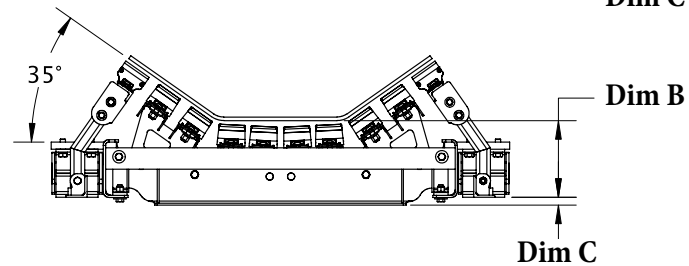
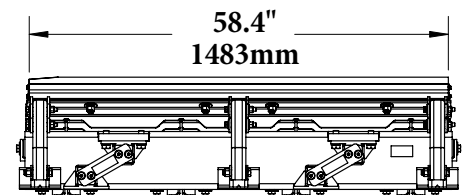
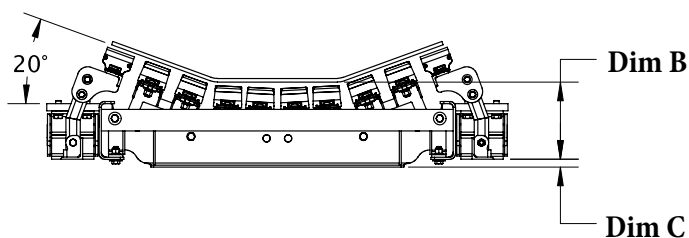
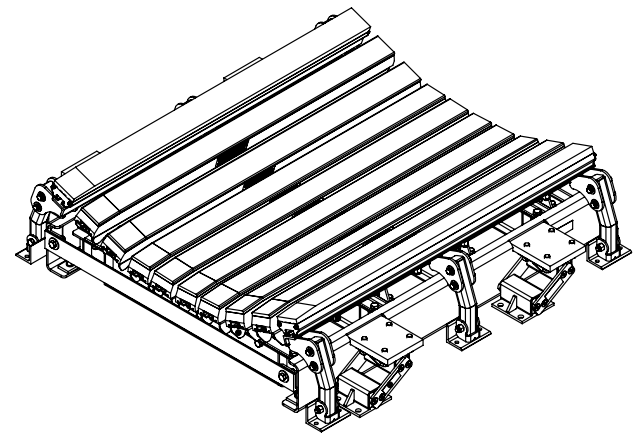
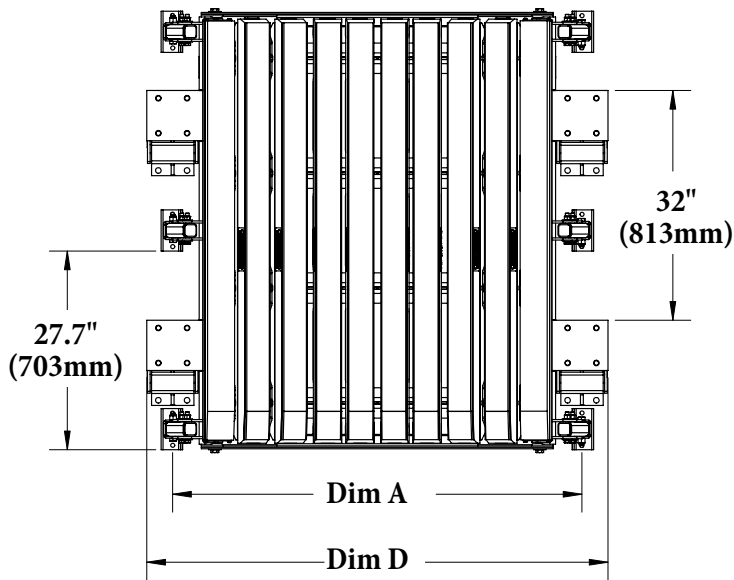
Replacement Bars and Bolt Kits Required per Belt Width - DRX3000

in.	42	48	54	60	72	84	96
mm	1050	1200	1350	1500	1800	2100	2400
Slider Bars Required	2	2	4	4	4	4	4
Impact Bars Required	8	8	8	9	12	12	16
Impact Bar Supports Required	8	8	8	9	12	12	16
Impact Bar Bolt Kits Required	56	56	64	70	88	88	112

U.S. Patents No. 9,296,564; 7,815,040

Specifications and Guidelines

DRX3000 Dynamic Beds



Bed Width		Dim A		Dim B		Dim C		Dim D	
in.	mm	in.	mm	in.	mm	in.	mm	in.	mm
42	1050	51	1295.4	10.75	273	1.09	27.7	58.25	1479.6
48	1200	57	1447.8	10.75	273	1.09	27.7	64.25	1632.0
54	1350	63	1600.2	10.75	273	1.09	27.7	70.25	1784.4
60	1500	69	1752.6	10.75	273	1.09	27.7	76.25	1936.8
72	1800	81	2057.4	11.50	292.1	1.15	29.1	90.25	2292.4
84	2100	93	2362.2	11.75	298.5	1.15	29.1	102.25	2597.2
96	2400	105	2667.0	11.75	298.5	1.15	29.1	114.25	2902.0

U.S. Patents No. 9,296,564; 7,815,040

Product Ordering Information

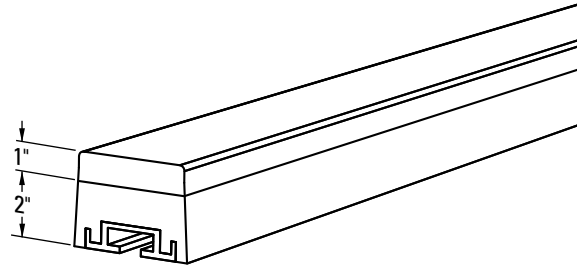
DRX™ Impact Beds Optional Parts and Tools

Impact Bars with 1" UHMW

For impact beds that have heavy abrasive wear on the impact bars.

DESCRIPTION	ORDERING NUMBER	ITEM CODE	WT. LBS.
4' Impact Bar with 1" UHMW	IB4-1U	76965	17.0
5' Impact Bar with 1" UHMW	IB5-1U	76966	21.2

Lead time: 1 working day



Impact Bar with 1" UHMW Cover

Impact Bar Bolt Kit for Other OEM Impact Beds*

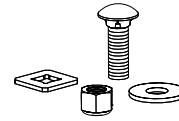
1/2" carriage bolt, square washer, flat washer and Nylock nut to mount DRX Impact Bars on other OEM beds that use 1/2" T-bolts.

Count cross stringers on OEM bed (example: 3 cross stringers require 3 Bolt Kits per impact bar)

DESCRIPTION	ORDERING NUMBER	ITEM CODE	WT. LBS.
OEM Impact Bar Bolt Kit	OIBBK	76950	0.5

*Kit includes 1 ea. bolt, square washer, flat washer and Nylock nut.

Lead time: 1 working day



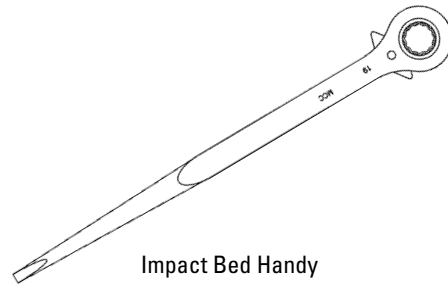
Optional Impact Bar Bolt Kit

Impact Bed Handy Wrench

A ratcheting wrench with 2 common socket sizes: 3/4" & 15/16" (19mm & 24mm) for installation and maintenance of impact beds.

DESCRIPTION	ORDERING NUMBER	ITEM CODE	WT. LBS.
Impact Bed Handy Wrench	HW-IMPB	76939	1.6

Lead time: 1 working day



Impact Bed Handy Wrench

Selection Guidelines


Belt Tracking Products

MODEL	APPLICATION RANGE
Belt Positioner™	Return side only, 800 PIW max tension on Small, Medium and Large; 1200 PIW max tension on Extra Large. Also works on reversing belts.
PTEZ™	Medium-duty belts up to 1600 PIW max tension. Also works on reversing belts. Belt width 18" – 48" (450 – 1200mm).
PT Smart™	Medium-duty belts up to 1600 PIW max tension. Belt width 42" – 84" (1050 – 2100mm). Belt thickness 1" (25mm) maximum.
HD PTEZ™	Medium-duty belts up to 2400 PIW max tension. Belt widths + 9" (225mm) idler. Belt thickness 1" (25mm) maximum. Also works on reversing belts.
PT Max™	Heavy-duty belts up to 3000 PIW max Generally 3/4" – 1" thick (19mm – 25mm) Belt width 24" – 60" (600 – 1500mm)
HD PT Max™	Heavy-duty belts up to 6000 PIW max tension. Belt width 54" – 84" (1350 – 2100mm)


Belt Positioner™




PTEZ™




PT Smart™
Standard



HD PTEZ™



PT Max™
Top Side



PT Max™
Return Side



Conveyor Criteria	Belt Positioner™	PTEZ™	Heavy Duty PTEZ™	PT Smart™	PT Max™	Heavy Duty PT Max™	Super Duty PT Max™
Top side mistracking	No	No	No	No	Yes	Yes	Yes
Return side mistracking	Yes	Yes	Yes	Yes	Yes	Yes	Yes
Reversing	Yes	Yes	Yes	No	No	No	No
Belt mistracking to one side	Better	Better	Better	Better	Better	Better	Better
Belt mistracking to both sides	Acceptable	Better	Better	Best	Best	Best	Best
Inconsistent tracking problem	Good	Better	Better	Best	Best	Best	Best
Belt is cupped (heavy)	Best ‡	Better ‡	Better ‡	Better	Better	Better	Better
Belt has edge damage	Best	Best	Best	Good	Good	Good	Good
Ease of Installation	Best	Better	Better	Good	Good	Good	Good
Belt has low running tension (150-300 PIW)	Good	Good	Good	Good	Good	N/A	N/A
Belt has medium running tension (300-1600 PIW)	Better	Better	Better	Better	Best	Best	Best
Belt has high running tension (1600+ PIW)	N/A	N/A	N/A	N/A	Better	Best	Best
Approx. "upstream" effect *Δ	50' (15 M)	20' (6 M)	20' (6 M)	20' (6 M)	50' (15 M)	50' (15 M)	50' (15 M)
Approx. "downstream" effect *Δ	50' (15 M)	100' – 120' (30 – 36 M)	100' – 120' (30 – 36 M)	120' – 150' (36 – 45 M)	150' – 200' (45 – 61 M)	150' – 200' (45 – 61 M)	150' – 200' (45 – 61 M)

‡ Installed on the clean side of the return belt

* Typical results; actual results may vary

Δ Disc idlers have the potential to reduce these numbers

U.S. Patents No. 9,296,564; 7,815,040

Product Ordering Information

Belt Positioner™



Belt Positioners with Rubber Rollers

SIZE	BELT WIDTH (Min-Max)		POSITIONER WIDTH (Min-Max)		ORDERING NUMBER	ITEM CODE	WT. LBS.
	in.	mm	in.	mm			
Small	18-24	450-600	24-34	600-850	RBP1R-S	90646	60.5
Medium	30-48	750-1200	34-56	850-1400	RBP1R-M	90647	73.5
Large	54-72	1350-1800	56-83	1400-2075	RBP1R-L	90648	94.0
Extra Large	72-96	1800-2400	72-120	1800-3000	RBP1R-XL	90649	182.0

Lead time: 1 working day

Belt Positioners with Steel Rollers

SIZE	BELT WIDTH (Min-Max)		POSITIONER WIDTH (Min-Max)		ORDERING NUMBER	ITEM CODE	WT. LBS.
	in.	mm	in.	mm			
Small	18-24	450-600	24-34	600-850	RBP1S-S	74558	69.8
Medium	30-48	750-1200	34-56	850-1400	RBP1S-M	74559	84.6
Large	54-72	1350-1800	56-83	1400-2075	RBP1S-L	74560	109.5
Extra Large	72-96	1800-2400	72-120	1800-3000	RBP1S-XL	74561	199.6

Lead time: 1 working day

Use next larger size for belt widths between ranges.

NOTE: Idler Rollers on sizes S, M and L are 5" (125mm) diameter and rated CEMA D.

Idler Rollers on the XL size are 6" (150mm) diameter and rated CEMA E.

Product Notes:

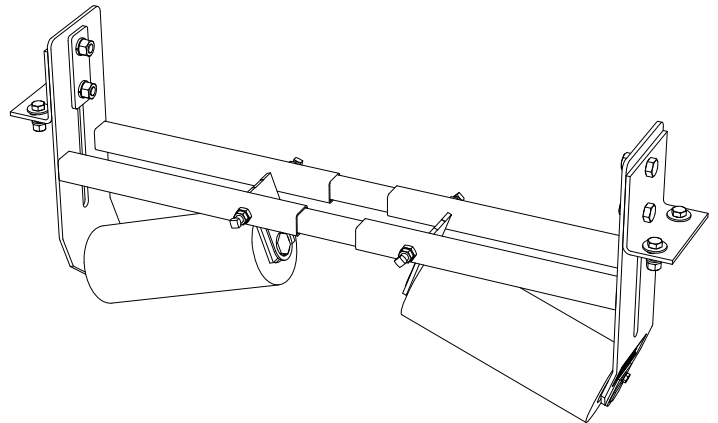
- The Positioner should be centered between two standard return rollers. For general applications – standard belts up to 72" (1800mm): position the unit no closer than 3' (.9M) to a return roller and no farther than 6' (1.8M).
- Works on the return side of the conveyor using simple angled rollers mounted in a fixed position to quickly and continuously funnel the belt into the correct path.
- A "quick fix" solution for belts that consistently wander to one side.
- Typically installed before the tail pulley to keep the belt centered at the critical loading point. Center loading is the key to solving many top side tracking problems.
- Idler rollers make smooth contact with the return belt's bottom cover, eliminating excessive wear and damage to the belt's edges.
- Has no pivoting mechanism to freeze up and cause the unit to stop working.
- Once installed, no further adjustment is required.

Specifications & Guidelines

Belt Width Specifications

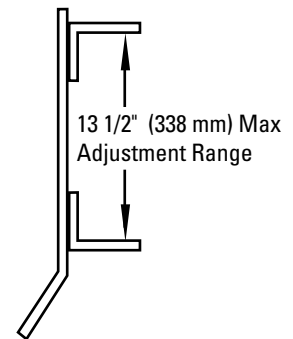
SIZE	BELT WIDTH (Min-Max)		POSITIONER WIDTH (Min-Max)	
	in.	mm	in.	mm
Small	18-24	450-600	24-34	600-850
Medium	30-48	750-1200	34-56	850-1400
Large	54-72	1350-1800	56-83	1400-2075
Extra Large	72-96	1800-2400	72-120	1800-3000

Use next larger size for belt widths between ranges.



Application Guidelines

- Belt Splice Mechanically Fastened/Vulcanized
- Belt Speed 1000 FPM (5M/sec)
- Belt Direction Reversing



Roller Specifications

SPECIFICATION	Rubber	Steel
Material	STEEL and 3/8" RUBBER	STEEL
Durometer	60	N/A
Rating	CEMA D (XL is CEMA E)	CEMA D (XL is CEMA E)
Bearings	6305 Sealed Ball Bearing	6305 Sealed Ball Bearing
Shaft Diameter	1" (25mm)	1" (25mm)
Wall Thickness	9 Gauge (.148) (XL - 1/4")	9 Gauge (.148) (XL - 1/4")
Specific Gravity	Over 1	Over 1
Working Temperature	-4° to 220° F	-4° to 220° F
	-20° to 104° C	-20° to 104° C
Grease & Chemical Resistance	Good	Good
Sticky Material Performance	Excellent	Good

Roller Dimensions

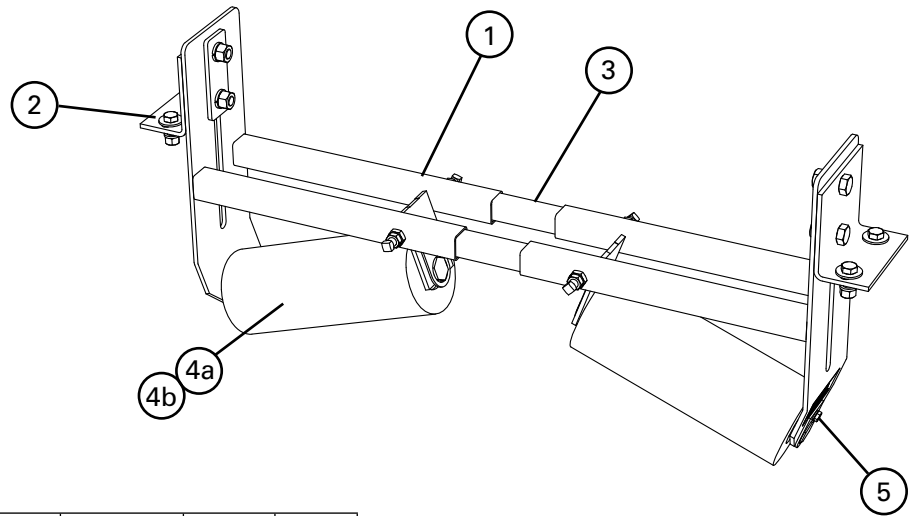
SIZE	LENGTH		DIAMETER	
	in.	mm	in.	mm
Small	9	225	5	125
Medium	13	325	5	125
Large	19	475	5	125
Extra Large	21	525	6	150

Product Notes:

- Optimal location: no closer than 3' (.9M) and no further than 6' (1.8M) from a return roller.
- All rollers are "sealed for life". No regreasing maintenance is required.
- MSHA approved.

Replacement Parts List

Belt Positioner™



Replacement Parts

REF	DESCRIPTION	BELT WIDTH (Min-Max)		ORDERING NUMBER	ITEM CODE	WT. LBS.
		in.	mm			
1	Small Frame Kit* (1 ea.)	18-24	450-600	RBPFK-S	75522	12.5
	Medium Frame Kit* (1 ea.)	30-48	750-1200	RBPFK-M	75523	14.5
	Large Frame Kit* (1 ea.)	54-72	1350-1800	RBPFK-L	75524	19.5
	Extra Large Frame Kit* (1 ea.)	72-96	1800-2400	RBPFK-XL	75525	28.5
2	Mounting Bracket Kit* (1 ea.)			RBPMBK	75526	6.0
3	Small Inner Tube (1 ea.)	18-24	450-600	RBPIT-S	75527	3.0
	Medium Inner Tube (1 ea.)	30-48	750-1200	RBPIT-M	75528	4.5
	Large Inner Tube (1 ea.)	54-72	1350-1800	RBPIT-L	75529	6.5
	Extra Large Inner Tube (1 ea.)	72-96	1800-2400	RBPIT-XL	75530	9.0

* Hardware included

Lead time: 1 working day

Replacement Rollers

REF	DESCRIPTION	ORDERING NUMBER	ITEM CODE	WT. LBS.
4a	Small Rubber Roller	RBPRR-S	90650	7.9
	Medium Rubber Roller	RBPRR-M	90651	11.0
	Large Rubber Roller	RBPRR-L	90652	15.5
	Extra Large Rubber Roller	RBPRR-XL	90653	27.8
4b	Small Steel Roller	RBPSR-S	74562	12.2
	Medium Steel Roller	RBPSR-M	74563	16.5
	Large Steel Roller	RBPSR-L	74564	23.2
	Extra Large Steel Roller	RBPSR-XL	74565	36.6
5	Roller Retainer Kit *	RBPRET	73163	0.5

Idler rollers on sizes S, M and L are 5" (125mm) diameter and rated CEMA D.

Idler rollers on the XL size are 6" (150mm) diameter and rated CEMA E.

*Roller Retainer Kit not required for XL rollers (SDX style).

Lead time: 1 working day

Product Ordering Information

PTEZ™
Belt Trainer

PTEZ™ Belt Trainer

BELT WIDTH		ORDERING NUMBER	ITEM CODE	WT. LBS.
in.	mm			
18	450	PTEZ-18	90265	120.0
24	600	PTEZ-24	90266	130.0
30	750	PTEZ-30	90267	140.0
36	900	PTEZ-36	90268	150.0
42	1050	PTEZ-42	90269	160.0
48	1200	PTEZ-48	90270	170.0

Lead time: 1 working day



HD PTEZ™ Belt Trainer

BELT WIDTH		ORDERING NUMBER	ITEM CODE	WT. LBS.
in.	mm			
42	1050	PTEZHD-42/1050	90616	228.0
48	1200	PTEZHD-48/1200	90617	252.0
54	1350	PTEZHD-54/1350	90618	277.0
56	1400	PTEZHD-56/1400	90795	285.0
60	1500	PTEZHD-60/1500	90619	301.0
64	1600	PTEZHD-64/1600	90796	317.0
72	1800	PTEZHD-72/1800	90620	349.0
80	2000	PTEZHD-80/2000	90797	382.0
84	2100	PTEZHD-84/2100	90621	398.0

Lead time: 1 working day

HD PTEZ™ UG Belt Trainer

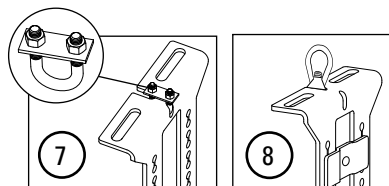
BELT WIDTH		ORDERING NUMBER	ITEM CODE	WT. LBS.
in.	mm			
42	1050	PTEZHD-42/1050-UG	90798	230.0
48	1200	PTEZHD-48/1200-UG	90799	254.0
54	1350	PTEZHD-54/1350-UG	90800	279.0
60	1500	PTEZHD-60/1500-UG	90801	303.0
72	1800	PTEZHD-72/1800-UG	90802	351.0

Lead time: 1 working day

Product Notes:

- Simple adjustable mounting brackets ensure quick and accurate installation.
- Urethane roller cover ensures long-lasting performance.
- Works in multiple applications, yet economical. Single-direction and reversing belts. Wet or dry conditions. Belts with edge damage or wear. Belts mistracking to one or both sides.
- Easy ordering and installation. Enhanced to meet instant demands for training solutions, the PTEZ is available on a one-working-day lead time. The simple brackets and component construction also ensure a quick and easy installation.
- Uses tapered and patterned roller to activate the trainer movement. Pivot influences direction while Tilt increases the tension on the mistracked side – the result is two forces quickly moving the belt back to center.
- Works with mechanically fastened or vulcanized belts.

Replacement Parts List

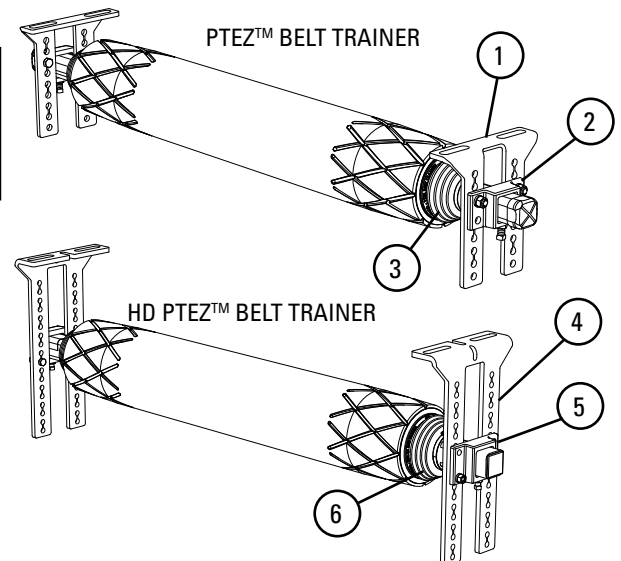


PTEZ™ Replacement Parts

REF	DESCRIPTION	ORDERING NUMBER	ITEM CODE	WT. LBS.
1	PTEZ Mounting Bracket Kit (2 ea.)	PTEZMB	90351	8.0
2	PTEZ Pole Bracket Kit (2 ea.)	PTEZPB	90352	6.0
3	PTEZ Dust Cover Kit (2 ea.)	PTEZDC	90353	1.0
4	PTEZ HD Mount Bracket Kit (2 ea.)	PTEZHD-MBK	90803	19.0
5	PTEZ HD Pole Bracket Kit (2 ea.)	PTEZHD-PBK	90804	8.0
6	PTEZ HD Dust Cover Kit (2 ea.)	PTEZHD-DCK	90805	1.0
7	PTEZ HD Wire Rope Bolt Kit (2 ea.)	PTEZHD-WRBK	90806	1.0
8	PTEZ HD J Bolt Bracket Kit (2 ea.)	PTEZHD-JBBK	90807	2.0

Lead time: 1 working day

*Bracket set for 1 roller

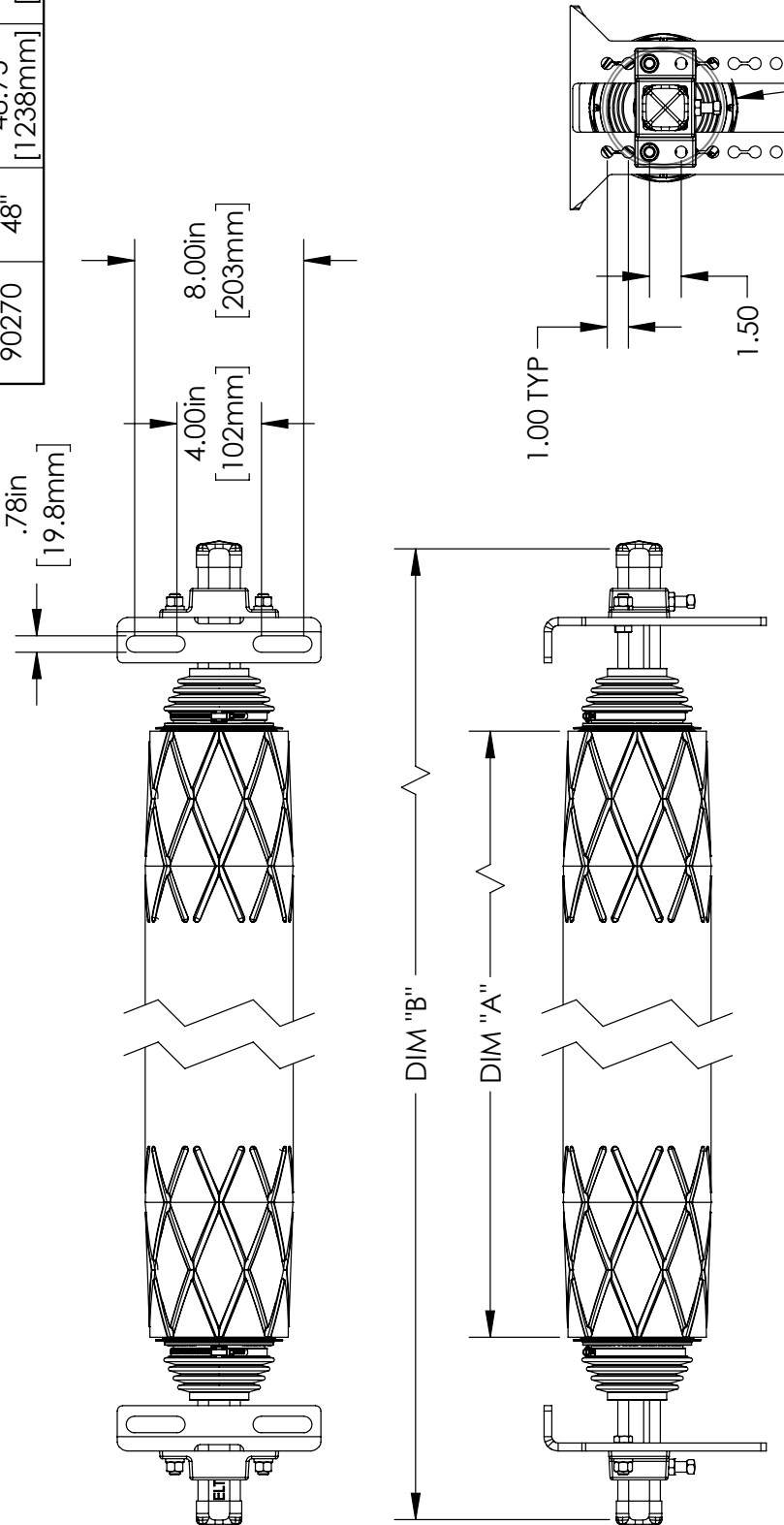


U.S. Patent No. 9,884,730

Specifications & Guidelines

PTEZ™
Belt Trainer

PART NUMBER	BELT WIDTH	DIM "A"	DIM "B"
90265	18"	18.75" [476mm]	36" [914mm]
90266	24"	24.75" [629mm]	42" [1067mm]
90267	30"	30.75" [781mm]	48" [1219mm]
90268	36"	36.75" [933mm]	54" [1372mm]
90269	42"	42.75" [1086mm]	60" [1524mm]
90270	48"	48.75" [1238mm]	66" [1676mm]

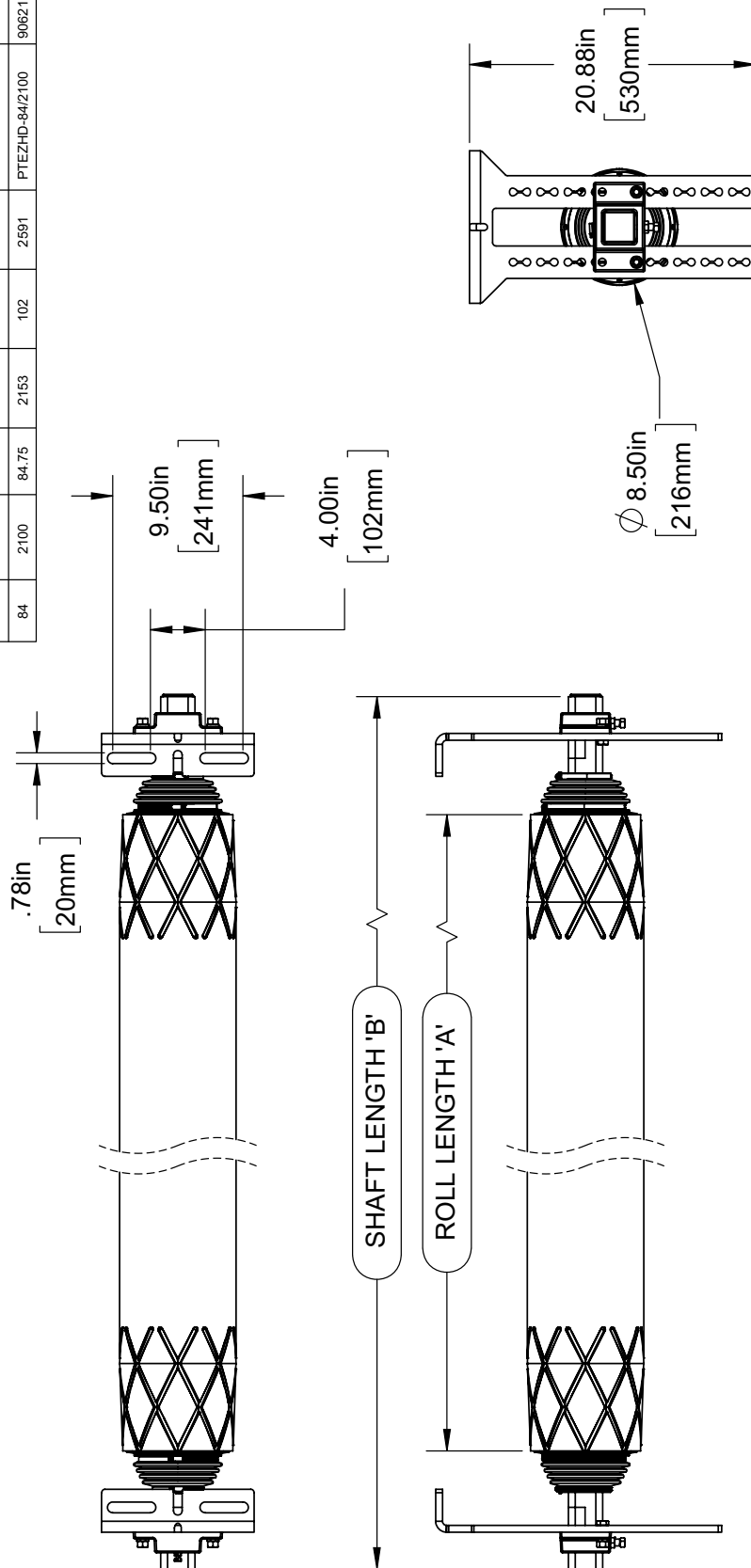


U.S. Patent No. 9,884,730

Specifications & Guidelines

HD PTEZ™
Belt Trainer

SPECIFICATIONS					ITEM CODE
BELT WIDTH (in)	ROLL LENGTH 'A' (in)	SHAFT LENGTH 'B' (in)	ORDERING NUMBER	ITEM CODE	
42	1050	60	PTEZHD-42/1050	90616	
48	1200	66	PTEZHD-48/1200	90617	
54	1350	72	PTEZHD-54/1350	90618	
56	1400	74	PTEZHD-56/1400	90795	
60	1500	78	PTEZHD-60/1500	90619	
64	1600	82	PTEZHD-64/1600	90796	
72	1800	90	PTEZHD-72/1800	90620	
80	2000	98	PTEZHD-80/2000	90797	
84	2100	102	PTEZHD-84/2100	90621	

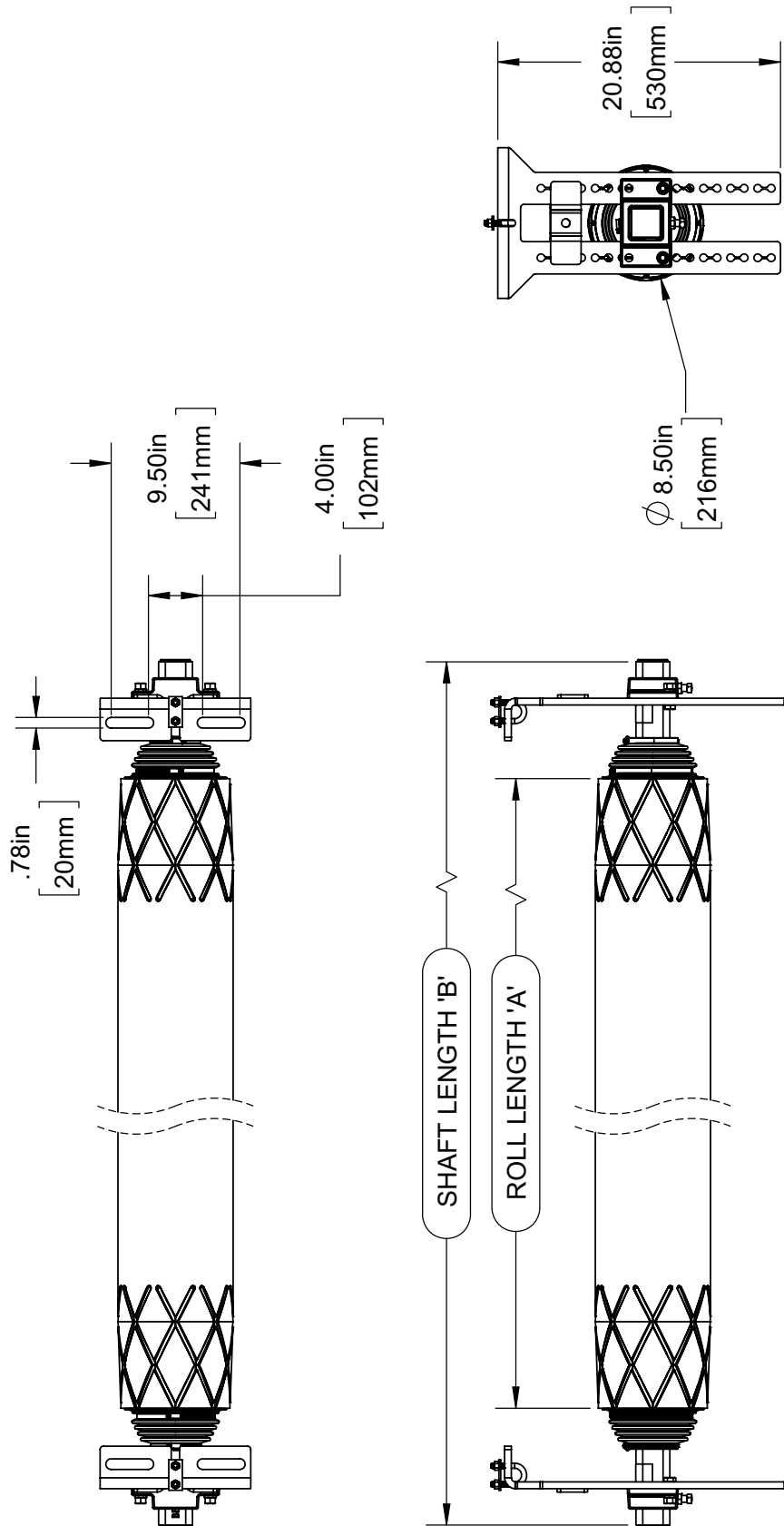


U.S. Patent No. 9,884,730

Specifications & Guidelines

HD PTEZ™ Underground Belt Trainer


SPECIFICATIONS					
BELT WIDTH (in)	ROLL LENGTH 'A' (in)	SHAFT LENGTH 'B' (in)	ORDERING NUMBER	ITEM CODE	
42	42.75	60	PTEZHD-42/1050-LUG	90798	
48	48.75	66	PTEZHD-48/1200-LUG	90799	
54	54.75	72	PTEZHD-54/1350-LUG	90800	
60	60.75	78	PTEZHD-60/1500-LUG	90801	
72	72.75	90	PTEZHD-72/1800-LUG	90802	



U.S. Patent No. 9,884,730

Product Ordering Information

**PT Smart™
Belt Trainer**



PT SMART™ STANDARD
BELT TRAINER
(Roller Included)

PT Smart™ Belt Trainer

BELT TRAINER COMPLETE					REPLACEMENT ROLLERS		
BELT WIDTH		ORDERING NUMBER	ITEM CODE	WT. LBS.	ORDERING NUMBER	ITEM CODE	WT. LBS.
in.	mm						
18	450	PTS-18R	77664	121.0	PTS-RR21	77680	22.0
24	600	PTS-24R	77665	141.0	PTS-RR27	77681	27.0
30	750	PTS-30R	77666	154.0	PTS-RR33	77682	32.2
36	900	PTS-36R	77667	169.0	PTS-RR39	77683	36.0
42	1050	PTS-42R	77668	186.0	PTS-RR45	77684	41.5
48	1200	PTS-48R	77669	197.0	PTS-RR51	77685	45.0
54	1350	PTS-54R	77670	210.0	PTS-RR57	77686	47.5
60	1500	PTS-60R	77671	224.0	PTS-RR63	77687	53.0
72	1800	PTS-72R	77672	242.0	PTS-RR75	77689	57.0

Lead time: 1 working day



PT SMART™
UNDERGROUND STRUCTURE
BELT TRAINER
(Roller Included)

PT Smart™ Underground Structure Belt Trainer

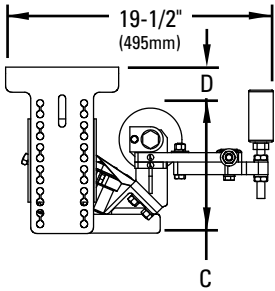
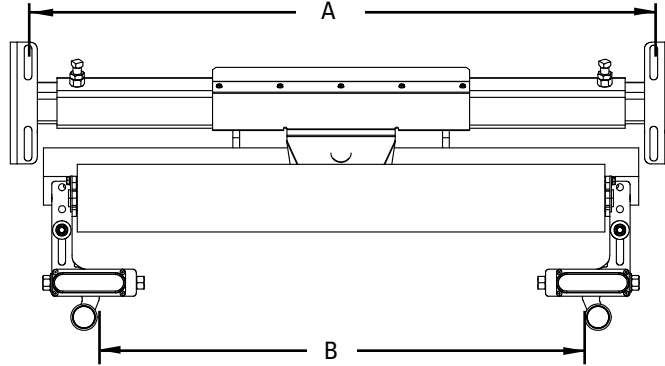
BELT TRAINER COMPLETE					REPLACEMENT ROLLERS		
BELT WIDTH		ORDERING NUMBER	ITEM CODE	WT. LBS.	ORDERING NUMBER	ITEM CODE	WT. LBS.
in.	mm						
30	750	PTS-30R-UG	77673	174.0	PTS-RR39	77683	36.0
36	900	PTS-36R-UG	77674	188.0	PTS-RR45	77684	41.5
42	1050	PTS-42R-UG	77675	196.0	PTS-RR51	77685	45.0
48	1200	PTS-48R-UG	77676	208.0	PTS-RR57	77686	47.5
54	1350	PTS-54R-UG	77677	220.0	PTS-RR63	77687	53.0
60	1500	PTS-60R-UG	77678	255.0	PTS-RR69	77688	57.0
72	1800	PTS-72R-UG	77679	265.0	PTS-RR81	77690	81.0

Lead time: 1 working day

U.S. Patent No. 8,556,068

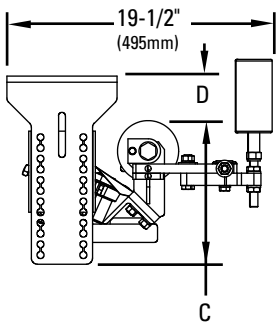
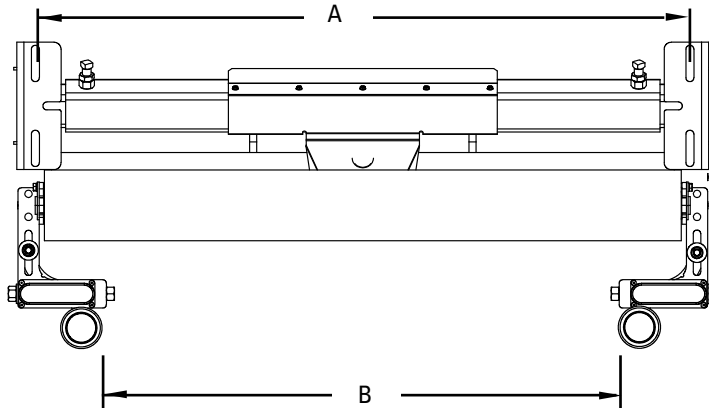
Specifications & Guidelines

PT Smart™
Belt Trainer



PT Smart Standard

Belt Width		Item Code	A	B	C	D (vertical adjustment)
in.	mm					
18	450	77664	23-35" (575-875mm)	10-23" (250-575mm)	10" (250mm)	0"-10" (0-250mm)
24	600	77665	29-41" (725-1025mm)	16-29" (400-725mm)		
30	750	77666	35-47" (875-1175mm)	22-35" (550-875mm)		
36	900	77667	41-53" (1025-1325mm)	28-41" (700-1025mm)		
42	1050	77668	47-59" (1175-1475mm)	33-47" (825-1175mm)		
48	1200	77669	53-65" (1325-1625mm)	40-53" (1000-1325mm)		
54	1350	77670	59-71" (1475-1775mm)	46-59" (1150-1475mm)		
60	1500	77671	65-77" (1625-1925mm)	52-65" (1300-1625mm)		
72	1800	77672	77-89" (1925-2225mm)	64-77" (1600-1925mm)		



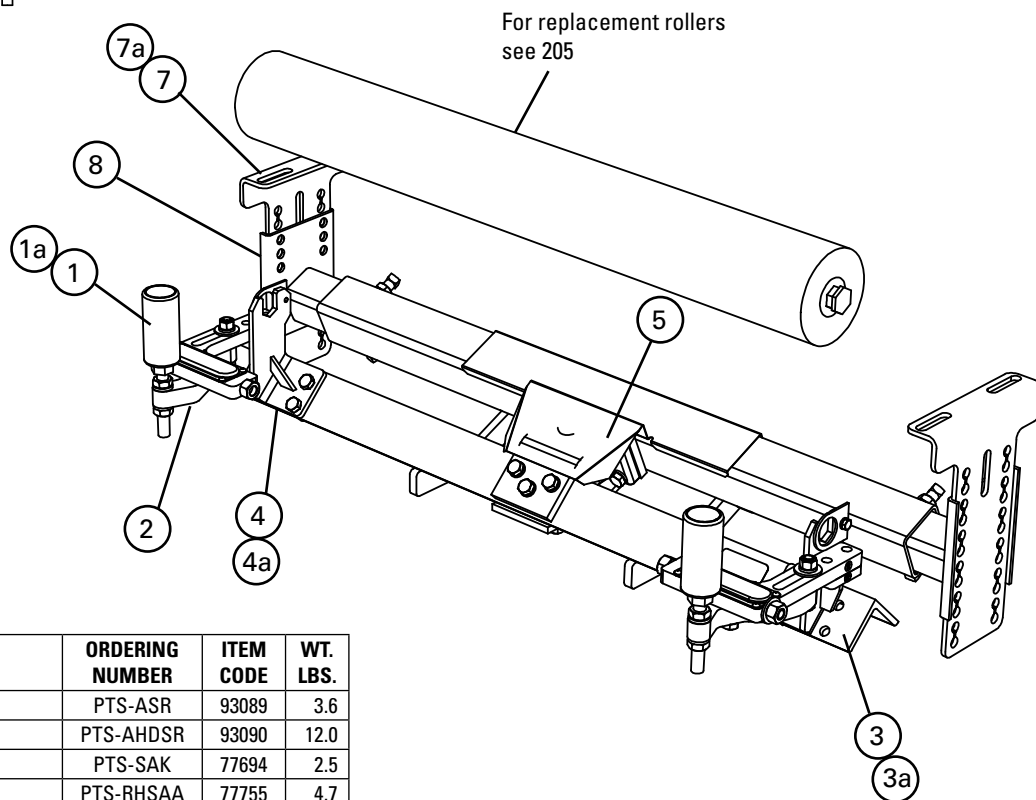
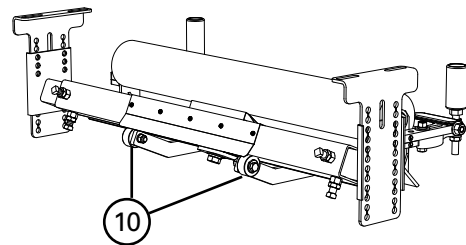
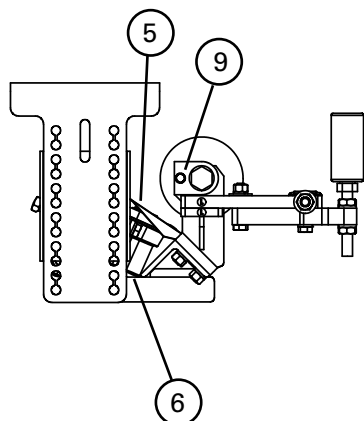
PT Smart Underground Structure

Belt Width		Item Code	A	B	C	D
in.	mm					
30	750	77673	35-47" (875-1175mm)	27-40" (675-1000mm)	10" (250mm)	2-3/4" to 13-1/4" (69mm to 331mm)
36	900	77674	41-53" (1025-1325mm)	33-46" (825-1150mm)		
42	1050	77675	47-59" (1175-1475mm)	39-52" (975-1300mm)		
48	1200	77676	53-65" (1025-1625mm)	45-58" (1125-1450mm)		
54	1350	77677	59-71" (1475-1775mm)	51-64" (1275-1600mm)		
60	1500	77678	65-77" (1625-1925mm)	57-70" (1425-1750mm)	10-1/2" (262mm)	2-1/4" to 12-3/4" (56mm to 319mm)
72	1800	77679	77-89" (1925-2225mm)	69-82" (1725-2050mm)		

U.S. Patent No. 8,556,068

Replacement Parts List

PT Smart™
Belt Trainer



Replacement Parts

REF	DESCRIPTION	ORDERING NUMBER	ITEM CODE	WT. LBS.
1	PTS STD Sensor Roller (2")	PTS-ASR	93089	3.6
1a	PTS HD Sensor Roller (3")	PTS-AHDSR	93090	12.0
2	PTS Sensor Arm Kit (incl. 1 ea.)	PTS-SAK	77694	2.5
3	PTS RH Sensor Adjuster Assy	PTS-RHSAA	77755	4.7
3a	PTS LH Sensor Adjuster Assy	PTS-LHSAA	77756	4.7
4	PTS Idler Bracket Kit (incl. L & R)	PTS-IBK	77696	5.9
4a	PTS HD Idler Bracket Kit (incl. L & R)	PTS-HIBK	77697	6.2
5	PTS Pivot Shield	PTS-PS	77698	1.8
6	PTS Pivot Assy (Axle and housing)	PTS-PA	77699	6.9
7	PTS Mounting Bracket Kit	PTS-MBK	77700	8.8
7a	PTS Mounting Bracket Kit U/G	PTS-MBKUG	77701	11.4
8	PTS Extending Bracket Kit (incl. L & R)	PTS-EBK	77702	12.9
9	Roller Retainer Kit	RBPRET	73163	1.0
10	Delrin Roll Kit (2 kits plus hardware)	PTS-DRK	90100	1.5
-	Wire Mount Kit (not pictured)	PTS-WMK	78767	11.5

*Hardware included
Lead time: 1 working day

Legacy Replacement Sensor Rollers - For PT Smart Units Shipped Prior to Feb. 24, 2021

REF	DESCRIPTION	ORDERING NUMBER	ITEM CODE	WT. LBS.
L1	PTS STD Sensor Roller (2")	PTS-SR	77691	3.6
L1a	PTS HD Sensor Roller (3")	PTS-HDSR	77692	12.0

U.S. Patent No. 8,556,068

Product Ordering Information

PT Max™ Adjustable Belt Trainer

PT Max™ Adjustable Top Side

VERSION	BELT WIDTH		ORDERING NUMBER	ITEM CODE	WT. LBS.
	in.	mm			
Standard	36	900	PTMA36T	90362	355.0
	42	1050	PTMA42T	90363	375.0
	48	1200	PTMA48T	90364	405.0
	54	1350	PTMA54T	90365	425.0
	60	1500	PTMA60T	90366	445.0
Heavy-Duty	54	1350	PTMAHD54T	90377	505.0
	60	1500	PTMAHD60T	90378	530.0
	72	1800	PTMAHD72T	90379	610.0
	84	2100	PTMAHD84T	90380	670.0



PT MAX™ ADJUSTABLE TOP SIDE BELT TRAINER

PT Max Adjustable Return Side

VERSION	BELT WIDTH		ORDERING NUMBER	ITEM CODE	WT. LBS.
	in.	mm			
Standard	36	900	PTMA36R	90367	340.0
	42	1050	PTMA42R	90368	375.0
	48	1200	PTMA48R	90369	395.0
	54	1350	PTMA54R	90370	415.0
	60	1500	PTMA60R	90371	430.0
Heavy-Duty	54	1350	PTMAHD54R	90381	520.0
	60	1500	PTMAHD60R	90382	540.0
	72	1800	PTMAHD72R	90383	615.0
	84	2100	PTMAHD84R	90384	665.0



PT MAX ADJUSTABLE RETURN SIDE BELT TRAINER

PT Max Adjustable V-Return

VERSION	BELT WIDTH		ORDERING NUMBER	ITEM CODE	WT. LBS.
	in.	mm			
Standard	36	900	PTMA36VR	90372	430.0
	42	1050	PTMA42VR	90373	450.0
	48	1200	PTMA48VR	90374	475.0
	54	1350	PTMA54VR	90375	495.0
	60	1500	PTMA60VR	90376	520.0
Heavy-Duty	54	1350	PTMAHD54VR	90385	610.0
	60	1500	PTMAHD60VR	90386	635.0
	72	1800	PTMAHD72VR	90387	725.0
	84	2100	PTMAHD84VR	90388	770.0



PT MAX ADJUSTABLE V-RETURN BELT TRAINER

Lead time: 1 working day
 Lead time: 15 working days

Product Ordering Information

PT Max™ Belt Trainer (Mild Steel)

PT Max™ Top Side

VERSION	BELT WIDTH		ORDERING NUMBER	ITEM CODE	WT. LBS.
	in.	mm			
Standard	24	600	PTM24T	75583	280.0
	30	750	PTM30T	74885	295.0
	36	900	PTM36T	74886	310.0
	42	1050	PTM42T	74887	325.0
	48	1200	PTM48T	74888	340.0
	54	1350	PTM54T	74889	355.0
	60	1500	PTM60T	74890	370.0
Heavy-Duty	54	1350	PTMHD54T	74891	390.0
	60	1500	PTMHD60T	74892	410.0
	72	1800	PTMHD72T	74893	430.0
	84	2100	PTMHD84T	74894	450.0
Super-Duty	72	1800	PTMSD72T	74895	828.1
	84	2100	PTMSD84T	74896	876.8
	96	2400	PTMSD96T	74897	925.5
	120	3000	PTMSD120T	74898	1022.9



PT MAX™ TOP SIDE
BELT TRAINER
(Rollers supplied by end user)

PT Max Return Side

VERSION	BELT WIDTH		ORDERING NUMBER	ITEM CODE	WT. LBS.
	in.	mm			
Standard	24	600	PTM24R	75584	330.0
	30	750	PTM30R	74899	340.0
	36	900	PTM36R	74900	350.0
	42	1050	PTM42R	74901	370.0
	48	1200	PTM48R	74902	380.0
	54	1350	PTM54R	74903	400.0
	60	1500	PTM60R	74904	420.0
Heavy-Duty	54	1350	PTMHD54R	74905	510.0
	60	1500	PTMHD60R	74906	520.0
	72	1800	PTMHD72R	74907	580.0
	84	2100	PTMHD84R	74908	610.0
Super-Duty	72	1800	PTMSD72R	74909	992.7
	84	2100	PTMSD84R	74910	1051.1
	96	2400	PTMSD96R	74911	1109.5
	120	3000	PTMSD120R	74912	1226.3



PT MAX RETURN SIDE
BELT TRAINER
(Rollers supplied by end user)

PT Max V-Return

VERSION	BELT WIDTH		ORDERING NUMBER	ITEM CODE	WT. LBS.
	in.	mm			
Standard	24	600	PTM24VR	79669	310.0
	30	750	PTM30VR	79670	320.0
	36	900	PTM36VR	79671	330.0
	42	1050	PTM42VR	79672	350.0
	48	1200	PTM48VR	79673	360.0
	54	1350	PTM54VR	79674	370.0
	60	1500	PTM60VR	79675	390.0
Heavy-Duty	54	1350	PTMHD54VR	79665	470.0
	60	1500	PTMHD60VR	79666	480.0
	72	1800	PTMHD72VR	79667	560.0
	84	2100	PTMHD84VR	79668	600.0
Super-Duty	72	1800	PTMSD72VR	90051	935.0
	84	2100	PTMSD84VR	90052	990.0
	96	2400	PTMSD96VR	90053	1045.0
	120	3000	PTMSD120VR	90054	1155.0



PT MAX V-RETURN
BELT TRAINER
(Rollers supplied by end user)

All items are made to order.
 Lead time: 15 working days (after data sheets are approved)
 Lead time: 25 working days (after data sheets are approved)

Product Ordering Information

Stainless Steel PT Max™ Belt Trainer

PT Max™ Top Side


VERSION	BELT WIDTH		ORDERING NUMBER	ITEM CODE	WT. LBS.
	in.	mm			
Standard	24	600	PTM24T-S/S	90001	302.4
	30	750	PTM30T-S/S	90002	318.6
	36	900	PTM36T-S/S	90003	334.8
	42	1050	PTM42T-S/S	90004	351.0
	48	1200	PTM48T-S/S	90005	367.2
	54	1350	PTM54T-S/S	90006	383.4
Heavy-Duty	60	1500	PTM60T-S/S	90007	399.6
	54	1350	PTMHD54T-S/S	90008	421.2
	60	1500	PTMHD60T-S/S	90009	442.8
	72	1800	PTMHD72T-S/S	90010	464.4
Super-Duty	84	2100	PTMHD84T-S/S	90011	486.0
	72	1800	PTMSD72T-S/S	90034	894.3
	84	2100	PTMSD84T-S/S	90035	946.9
	96	2400	PTMSD96T-S/S	90036	999.5
	120	3000	PTMSD120T-S/S	90037	1104.8



PT MAX™ TOP SIDE
BELT TRAINER
(Rollers supplied by end user)

PT Max Return Side

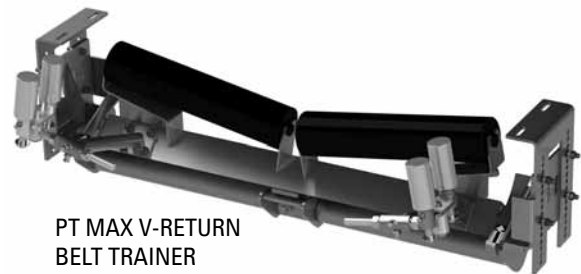
VERSION	BELT WIDTH		ORDERING NUMBER	ITEM CODE	WT. LBS.
	in.	mm			
Standard	24	600	PTM24R-S/S	90012	356.4
	30	750	PTM30R-S/S	90013	367.2
	36	900	PTM36R-S/S	90014	378.0
	42	1050	PTM42R-S/S	90015	399.6
	48	1200	PTM48R-S/S	90016	410.4
	54	1350	PTM54R-S/S	90017	432.0
Heavy-Duty	60	1500	PTM60R-S/S	90018	453.6
	54	1350	PTMHD54R-S/S	90019	550.8
	60	1500	PTMHD60R-S/S	90020	561.6
	72	1800	PTMHD72R-S/S	90021	626.4
Super-Duty	84	2100	PTMHD84R-S/S	90022	658.8
	72	1800	PTMSD72R-S/S	90038	1072.1
	84	2100	PTMSD84R-S/S	90039	1135.2
	96	2400	PTMSD96R-S/S	90040	1198.3
	120	3000	PTMSD120R-S/S	90041	1324.4



PT MAX RETURN SIDE
BELT TRAINER
(Rollers supplied by end user)

PT Max V-Return

VERSION	BELT WIDTH		ORDERING NUMBER	ITEM CODE	WT. LBS.
	in.	mm			
Standard	24	600	PTM24VR-S/S	90023	334.8
	30	750	PTM30VR-S/S	90024	345.6
	36	900	PTM36VR-S/S	90025	356.4
	42	1050	PTM42VR-S/S	90026	378.0
	48	1200	PTM48VR-S/S	90027	388.8
	54	1350	PTM54VR-S/S	90028	399.6
Heavy-Duty	60	1500	PTM60VR-S/S	90029	421.2
	54	1350	PTMHD54VR-S/S	90030	507.6
	60	1500	PTMHD60VR-S/S	90031	518.4
	72	1800	PTMHD72VR-S/S	90032	604.8
Super-Duty	84	2100	PTMHD84VR-S/S	90033	648.0
	72	1800	PTMSD72VR-S/S	90042	1009.8
	84	2100	PTMSD84VR-S/S	90043	1069.2
	96	2400	PTMSD96VR-S/S	90044	1128.6
	120	3000	PTMSD120VR-S/S	90045	1247.4



PT MAX V-RETURN
BELT TRAINER
(Rollers supplied by end user)

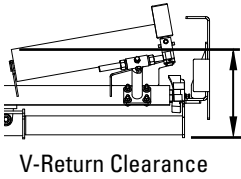
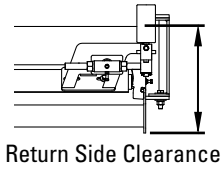
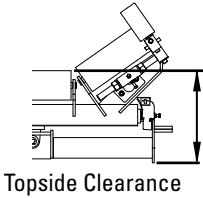
All items are made to order.
Lead time: 25 working days (after data sheets are approved)

Specifications & Guidelines

PT Max™
Belt Trainer

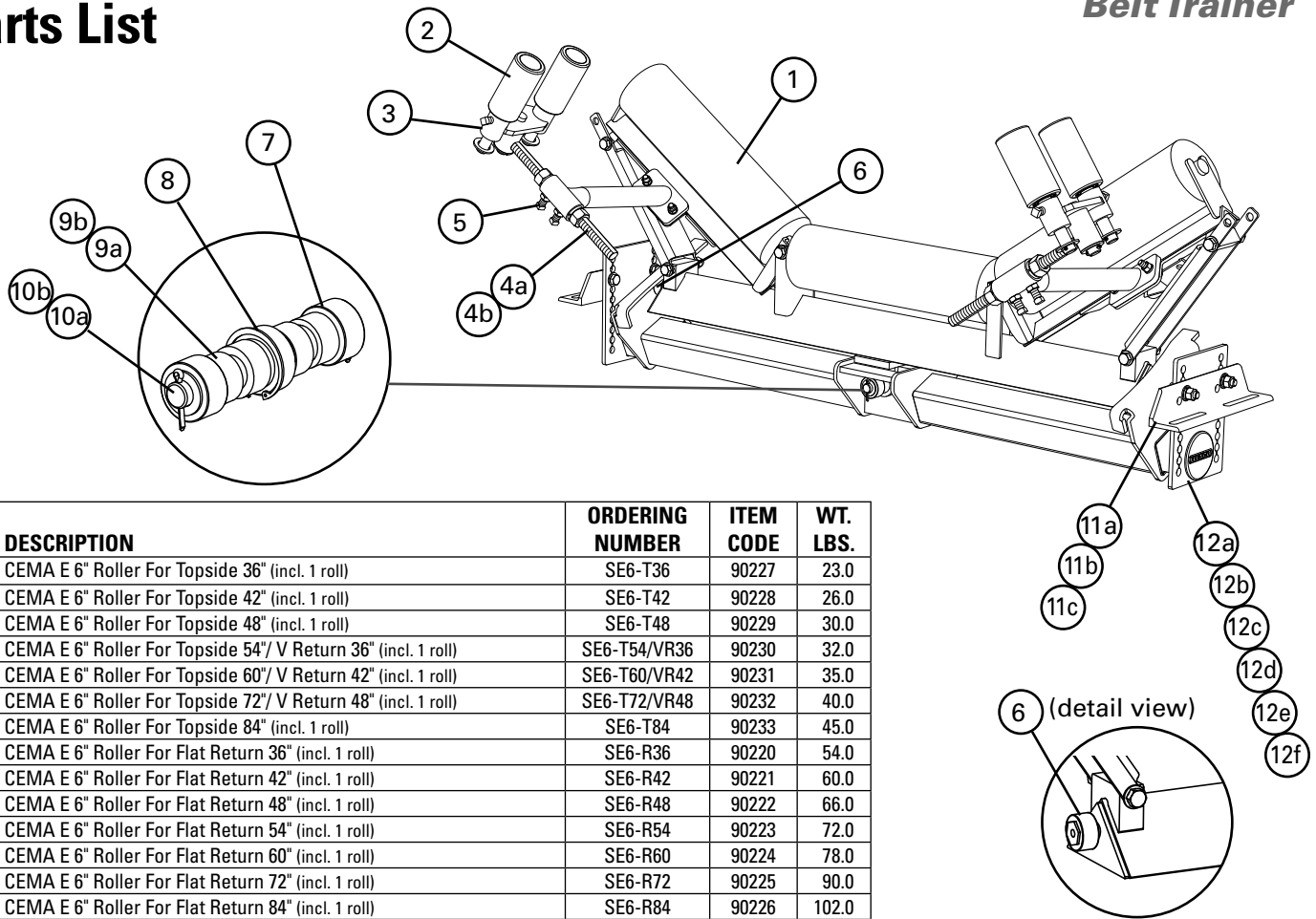
Top of Roller to Bottom of PT Max™ Minimum Clearance Needed

ROLL DIAMETER		TOPSIDE						RETURN SIDE						V-RETURN					
		Standard		Heavy-Duty		Super-Duty		Standard		Heavy-Duty		Super-Duty		Standard		Heavy-Duty		Super-Duty	
in.	mm	in.	mm	in.	mm	in.	mm	in.	mm	in.	mm	in.	mm	in.	mm	in.	mm	in.	mm
5	127	16	406	17	432	22.25	570	17	432	18	457	22.75	580	16	406	17	432	22.25	570
6	152	17	432	18	457	23.25	590	18	457	19	483	23.75	600	17	432	18	457	23.25	590
7	178	18	457	19	483	24.25	620	19	483	20	508	24.75	630	18	457	19	483	24.25	620



Replacement Parts List

PT Max™ Adjustable Belt Trainer



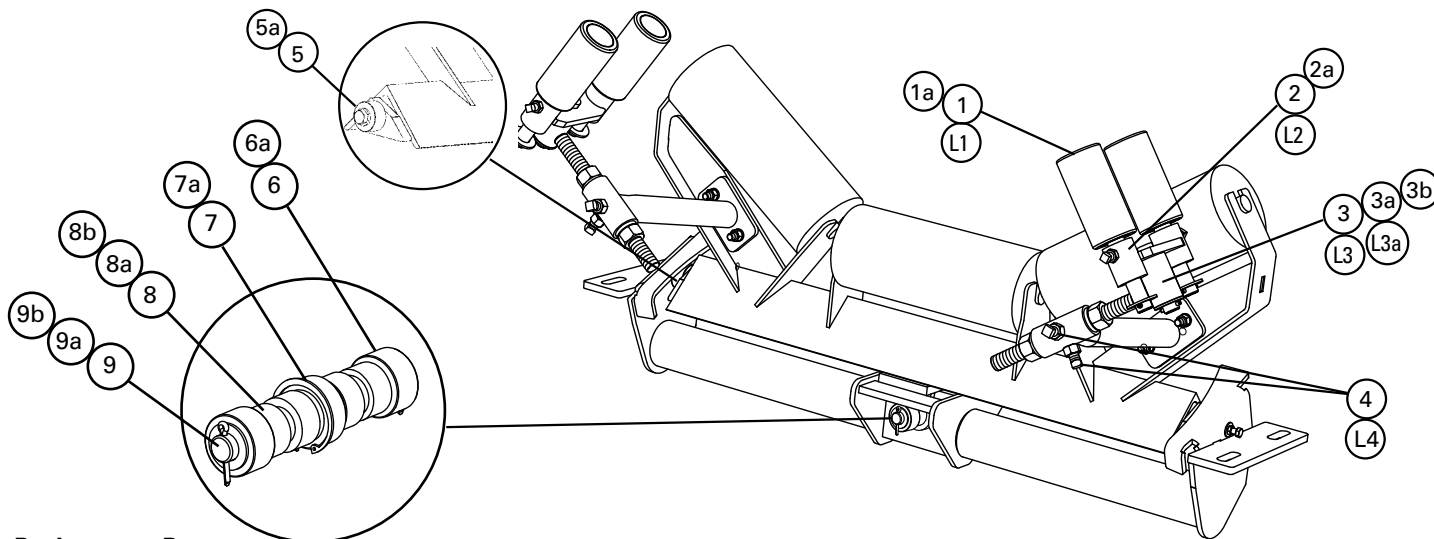
REF	DESCRIPTION	ORDERING NUMBER	ITEM CODE	WT. LBS.
1	CEMA E 6" Roller For Topside 36" (incl. 1 roll)	SE6-T36	90227	23.0
	CEMA E 6" Roller For Topside 42" (incl. 1 roll)	SE6-T42	90228	26.0
	CEMA E 6" Roller For Topside 48" (incl. 1 roll)	SE6-T48	90229	30.0
	CEMA E 6" Roller For Topside 54"/ V Return 36" (incl. 1 roll)	SE6-T54/VR36	90230	32.0
	CEMA E 6" Roller For Topside 60"/ V Return 42" (incl. 1 roll)	SE6-T60/VR42	90231	35.0
	CEMA E 6" Roller For Topside 72"/ V Return 48" (incl. 1 roll)	SE6-T72/VR48	90232	40.0
	CEMA E 6" Roller For Topside 84" (incl. 1 roll)	SE6-T84	90233	45.0
	CEMA E 6" Roller For Flat Return 36" (incl. 1 roll)	SE6-R36	90220	54.0
	CEMA E 6" Roller For Flat Return 42" (incl. 1 roll)	SE6-R42	90221	60.0
	CEMA E 6" Roller For Flat Return 48" (incl. 1 roll)	SE6-R48	90222	66.0
	CEMA E 6" Roller For Flat Return 54" (incl. 1 roll)	SE6-R54	90223	72.0
	CEMA E 6" Roller For Flat Return 60" (incl. 1 roll)	SE6-R60	90224	78.0
	CEMA E 6" Roller For Flat Return 72" (incl. 1 roll)	SE6-R72	90225	90.0
	CEMA E 6" Roller For Flat Return 84" (incl. 1 roll)	SE6-R84	90226	102.0
	CEMA E 6" Roller For V Return 54" (incl. 1 roll)	SE6-VR54	90234	43.0
	CEMA E 6" Roller For V Return 60" (incl. 1 roll)	SE6-VR60	90235	47.0
	CEMA E 6" Roller For V Return 72" (incl. 1 roll)	SE6-VR72	90236	54.0
	CEMA E 6" Roller For V Return 84" (incl. 1 roll)	SE6-VR84	90319	57.0
2	Sensor Roller 2.0* (3" solid roller)(1 ea.)	MSR2	79378	7.0
3	Swivel Mount Kit 2.0*	PMSMK2	79380	5.5
4a	PT Max Adjusting Arm Kit	PTMAAK	90194	6.0
4b	PT Max Adjusting Arm Kit Heavy Duty	PTMAAKHD	90195	9.0
5	Frame Arm Screw Kit (incl. 4 screws and 4 jam nuts)	PTMAFASK	90196	1.2
6	Outer Roller Kit (incl. 2 rollers, roller thimbles, and bolts, nuts, and washers)	PTMAORK	90197	1.0
7	Center Roller Kit (incl. 2 rollers, 2 washers, and 2 cotter pins)	MCRK	74923	1.2
8	Center Bearing	MCB	74925	1.7
9a	Center Shaft Spacer Kit (incl. 2 spacers)	MCSK	74927	0.3
9b	Center Shaft Spacer Kit Heavy Duty (incl. 2 spacers)	MCSKHD	74928	0.5
10a	Center Shaft	MCS	74930	4.0
10b	Center Shaft Heavy Duty	MCSHD	74931	13.0
11a	Frame Mount Kit Topside	PTMAFMKT	90185	14.6
11b	Frame Mount Kit Flat/V Return	PTMAFMKR	90186	42.0
11c	Frame Mount Kit Flat/V Return Heavy Duty	PTMAFMKHDR	90187	49.4
12a	Extender Kit Topside	PTMAEKT	90188	33.9
12b	Extender Kit Topside Heavy Duty	PTMAEKHDT	90191	49.9
12c	Extender Kit Flat Return	PTMAEKR	90189	57.1
12d	Extender Kit Flat Return Heavy Duty	PTMAEKHDR	90192	86.4
12e	Extender Kit V Return	PTMAEKVR	90190	76.0
12f	Extender Kit V Return Heavy Duty	PTMAEKHDVR	90193	112.1
-	Center Bearing Kit (incl. 1 ea. Items 7, 8, 9a, and 10a)	MCBK	76025	8.0
-	Center Bearing Kit Heavy Duty (incl. 1 ea. Items 7, 8, 9b, and 10b)	MCBKHD	76026	17.0

*Hardware included

Lead time: 1 working day

Replacement Parts List

PT Max™
Belt Trainer (Mild Steel)



Replacement Parts

REF	DESCRIPTION	BELT WIDTH		ORDERING NUMBER	ITEM CODE	WT. LBS.
		in.	mm			
1	Sensor Roller 2.0* (3" solid roller) (1 ea.)	30-84	750-2100	MSR2	79378	7.0
1a	Sensor Roller Super Duty* (1 ea.)	72-120	1800-3000	MSRSD	74915	9.9
2	Swivel Mount Kit 2.0*	30-84	750-2100	PMSMK2	79380	5.5
2a	Swivel Mount Kit Super Duty*	72-120	1800-3000	PMSMKSD	74917	7.5
3	Adjusting Arm Kit 2.0*	30-60	750-1500	MAK2	79381	7.9
3a	Adjusting Arm Kit Heavy Duty 2.0*	54-84	1350-2100	MAKHD2	79382	14.7
3b	Adjusting Arm Kit Super Duty*	72-120	1800-3000	MAKSD	74920	21.0
4	Frame Arm Set Screw Kit HD (incl. 2 set screws and 2 jam nuts)	30-120	750-3000	MFASKHD	79571	0.8
5	Outer Roller Kit* (incl. 2 rollers, roller thimbles and bolts, nuts and washers)	30-84	750-2100	MORK	74921	2.6
5a	Outer Roller Kit Super Duty* (incl. 2 rollers, roller thimbles and bolts, nuts and washers)	72-120	1800-3000	MORKSD	74922	4.0
6	Center Roller Kit* (incl. 2 rollers, 2 washers, and 2 cotter pins)	30-84	750-2100	MCRK	74923	1.2
6a	Center Roller Kit Super Duty* (incl. 2 rollers, 2 washers, and 2 cotter pins)	72-120	1800-3000	MCRKSD	74924	1.8
7	Center Bearing*	30-84	750-2100	MCB	74925	1.7
7a	Center Bearing Super Duty*	72-120	1800-3000	MCBSD	74926	3.0
8	Center Shaft Spacer Kit (incl. 2 spacers)	30-60	750-1500	MCSK	74927	0.3
8a	Center Shaft Spacer Kit Heavy Duty (incl. 2 spacers)	54-84	1350-2100	MCSKHD	74928	0.5
8b	Center Shaft Spacer Kit Super Duty (incl. 2 spacers)	72-120	1800-3000	MCSKSD	74929	2.4
9	Center Shaft	30-60	750-1500	MCS	74930	4.0
9a	Center Shaft Heavy Duty	54-84	1350-2100	MCSHD	74931	13.0
9b	Center Shaft Super Duty	72-120	1800-3000	MCSSD	74932	14.5
-	Center Bearing Kit (incl. 1 ea. items 6, 7, 8, 9)	30-60	750-1500	MCBK	76025	8.0
-	Center Bearing Kit Heavy Duty (incl. 1 ea. items 6, 7, 8a, 9a)	54-84	1350-2100	MCBKHD	76026	17.0
-	Center Bearing Kit Super Duty (incl. 1 ea. items 6a, 7a, 8b, 9b)	72-120	1800-3000	MCBKSD	76027	19.0

For PT Max Units Shipped after March 17, 2014 ONLY. See below for legacy replacement parts.

*Hardware included Shaded items are made to order.

Lead time: 1 working day

Lead time: 15 working days

Note: All replacement parts offered are common to all three PT Max models: Top Side, Return Side, and V-Return.

Legacy Replacement Parts - For PT Max Units Shipped Prior to March 17, 2014

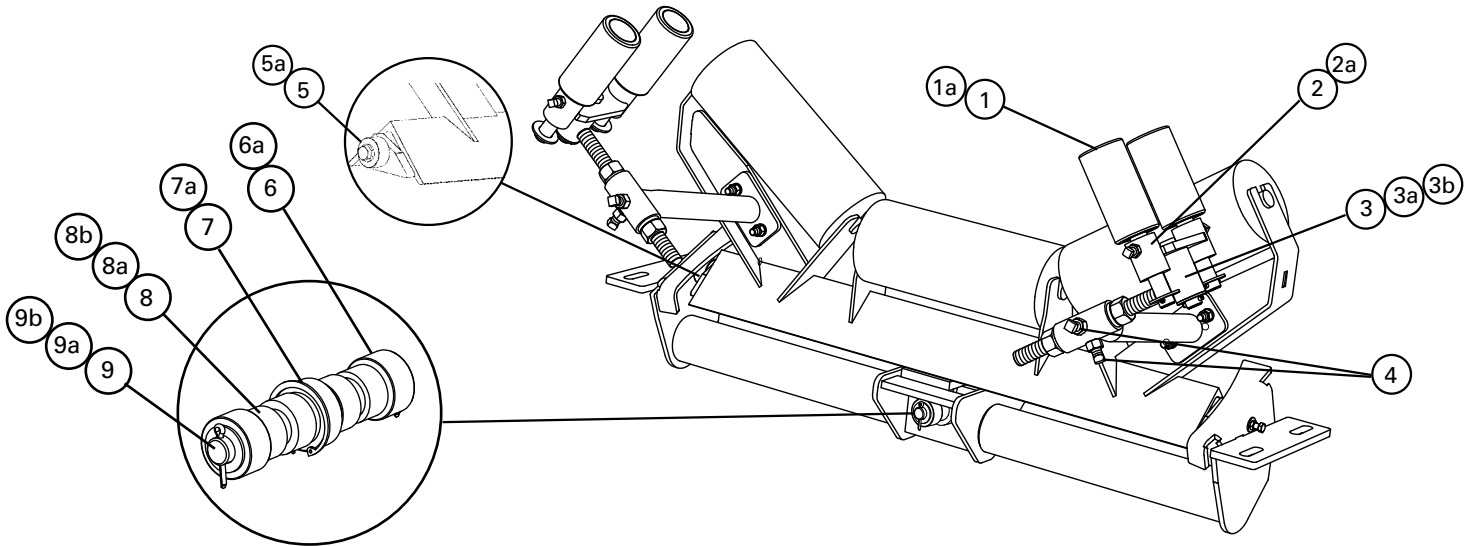
REF	DESCRIPTION	BELT WIDTH		ORDERING NUMBER	ITEM CODE	WT. LBS.
		in.	mm			
L1	Sensor Roller* (3" solid roller) (1 ea.)	30-84	750-2100	MSR	74914	7.0
L2	Swivel Mount Kit*	30-84	750-2100	PMSMK	74916	5.5
L3	Adjusting Arm Kit*	30-60	750-1500	MAK	74918	7.9
L3a	HD Adjusting Arm Kit*	54-84	1350-2100	MAKHD	74919	14.7
L4	Frame Arm Set Screw Kit (incl. 2 set screws and 2 jam nuts)	30-120	750-3000	MFASK	75531	0.8

*Hardware included

Lead time: 1 working day

Replacement Parts List

Stainless Steel PT Max™ Belt Trainer



Replacement Parts

REF	DESCRIPTION	BELT WIDTH		ORDERING NUMBER	ITEM CODE	WT. LBS.
		in.	mm			
1	Sensor Roller 2.0* (3" solid roller) (1 ea.)	30-84	750-2100	MSR2-S/S	90046	7.6
1a	Sensor Roller Super Duty	72-120	1800-3000	MSRSD-S/S	90055	10.7
2	Swivel Mount Kit 2.0*	30-84	750-2100	PMSMK2-S/S	90047	5.9
2a	Swivel Mount Kit Super Duty*	72-120	1800-3000	PMSMKSD-S/S	90056	8.1
3	Adjusting Arm Kit 2.0*	30-60	750-1500	MAK2-S/S	90048	8.5
3a	Adjusting Arm Kit Heavy Duty 2.0*	54-84	1350-2100	MAKHD2-S/S	90049	15.9
3b	Adjusting Arm Kit Super Duty*	72-120	1800-3000	MAKSD-S/S	90057	22.7
4	Frame Arm Set Screw Kit HD (incl. 2 set screws and 2 jam nuts)	30-120	750-3000	MFASKHD-S/S	90050	0.9
5	Outer Roller Kit* (incl. 2 rollers, roller thimbles and bolts, nuts and washers)	30-84	750-2100	MORK	74921	2.6
5a	Outer Roller Kit Super Duty* (incl. 2 rollers, roller thimbles and bolts, nuts and washers)	72-120	1800-3000	MORKSD	74922	4.0
6	Center Roller Kit* (incl. 2 rollers, 2 washers, and 2 cotter pins)	30-84	750-2100	MCRK	74923	1.2
6a	Center Roller Kit Super Duty* (incl. 2 rollers, 2 washers, and 2 cotter pins)	72-120	1800-3000	MCRKSD	74924	1.8
7	Center Bearing*	30-84	750-2100	MCB	74925	1.7
7a	Center Bearing Super Duty*	72-120	1800-3000	MCBSD	74926	3.0
8	Center Shaft Spacer Kit (incl. 2 spacers)	30-60	750-1500	MCSK	74927	0.3
8a	Center Shaft Spacer Kit Heavy Duty (incl. 2 spacers)	54-84	1350-2100	MCSKHD	74928	0.5
8b	Center Shaft Spacer Kit Super Duty (incl. 2 spacers)	72-120	1800-3000	MCSKSD	74929	2.4
9	Center Shaft	30-60	750-1500	MCS	74930	4.0
9a	Center Shaft Heavy Duty	54-84	1350-2100	MCSHD	74931	13.0
9b	Center Shaft Super Duty	72-120	1800-3000	MCSSD	74932	14.5
-	Center Bearing Kit (incl. 1 ea. items 6, 7, 8, 9)	30-60	750-1500	MCBK	76025	8.0
-	Center Bearing Kit Heavy Duty (incl. 1 ea. items 6, 7, 8a, 9a)	54-84	1350-2100	MCBKHD	76026	17.0
-	Center Bearing Kit Super Duty (incl. 1 ea. items 6a, 7a, 8b, 9b)	72-120	1800-3000	MCBKSD	76027	19.0

*Hardware included

Shaded items are made to order.

Lead time: 1 working day

Lead time: 15 working days

Note: All replacement parts offered are common to all three PT Max models: Top Side, Return Side, and V-Return.

Product Ordering Information

Enclosed Skirting

Enclosed Skirting Base Unit

Base unit configuration options: belt width, length, no cover or cover, standard or tangential seal. One Leg Kit included with each Base Unit.

Product Notes:

- Maximum span between support legs is 96" (or 8 ft) and they are to be attached to the conveyor stringer or truss
 - For each run of Enclosed Skirting one additional Leg Kit is required to complete the installation. See Leg Kits on the Replacement Parts page.
- Skirting solutions do not include required skirt rubber; purchase from local Flexco distribution
- Straight skirt wall and tangential skirt wall available for different skirt rubber sealing options
- Product is built and sold to CEMA standards
- Skirt board liners made with AR400 abrasive resistant plate steel



Standard Base Unit

BELT WIDTH		BASE UNIT LENGTH		STANDARD, NO COVER			STANDARD, COVERED		
in.	mm	ft.	mm	ORDERING NUMBER	ITEM CODE	WT. LBS.	ORDERING NUMBER	ITEM CODE	WT. LBS.
24	600	4	1200	ES24-4-SN	91653	176.6	ES24-4-SF	91664	218.4
30	750	4	1200	ES30-4-SN	91654	177.9	ES30-4-SF	91665	227.4
36	900	4	1200	ES36-4-SN	91655	179.3	ES36-4-SF	91666	236.5
42	1050	4	1200	ES42-4-SN	91656	181.9	ES42-4-SF	91667	247.2
48	1200	4	1200	ES48-4-SN	91657	183.3	ES48-4-SF	91668	256.6
54	1350	4	1200	ES54-4-SN	91658	184.6	ES54-4-SF	91669	265.6
60	1500	4	1200	ES60-4-SN	91659	187.3	ES60-4-SF	91670	276.1
66	1650	4	1200	ES66-4-SN	91660	188.6	ES66-4-SF	91671	285.1
72	1800	4	1200	ES72-4-SN	91661	189.9	ES72-4-SF	91672	294.5
84	2100	4	1200	ES84-4-SN	91662	193.9	ES84-4-SF	91673	314.0
96	2400	4	1200	ES96-4-SN	91663	197.9	ES96-4-SF	91674	333.7
24	600	8	2400	ES24-8-SN	91689	318.3	ES24-8-SF	91700	401.8
30	750	8	2400	ES30-8-SN	91690	319.6	ES30-8-SF	91701	418.6
36	900	8	2400	ES36-8-SN	91691	320.9	ES36-8-SF	91702	435.4
42	1050	8	2400	ES42-8-SN	91692	323.6	ES42-8-SF	91703	454.2
48	1200	8	2400	ES48-8-SN	91693	325.0	ES48-8-SF	91704	471.5
54	1350	8	2400	ES54-8-SN	91694	326.3	ES54-8-SF	91705	488.4
60	1500	8	2400	ES60-8-SN	91695	329.0	ES60-8-SF	91706	506.5
66	1650	8	2400	ES66-8-SN	91696	330.3	ES66-8-SF	91707	523.3
72	1800	8	2400	ES72-8-SN	91697	331.6	ES72-8-SF	91708	540.7
84	2100	8	2400	ES84-8-SN	91698	335.6	ES84-8-SF	91709	575.7
96	2400	8	2400	ES96-8-SN	91699	339.6	ES96-8-SF	91710	611.2

Tangential Base Unit

BELT WIDTH		BASE UNIT LENGTH		TANGENTIAL, NO COVER			TANGENTIAL, COVERED		
in.	mm	ft.	mm	ORDERING NUMBER	ITEM CODE	WT. LBS.	ORDERING NUMBER	ITEM CODE	WT. LBS.
24	600	4	1200						
30	750	4	1200						
36	900	4	1200						
42	1050	4	1200						
48	1200	4	1200	ES48-4-TN	91675	225.5	ES48-4-TF	91682	298.8
54	1350	4	1200	ES54-4-TN	91676	226.8	ES54-4-TF	91683	307.9
60	1500	4	1200	ES60-4-TN	91677	229.5	ES60-4-TF	91684	318.3
66	1650	4	1200	ES66-4-TN	91678	230.8	ES66-4-TF	91685	327.4
72	1800	4	1200	ES72-4-TN	91679	232.2	ES72-4-TF	91686	336.7
84	2100	4	1200	ES84-4-TN	91680	236.2	ES84-4-TF	91687	356.2
96	2400	4	1200	ES96-4-TN	91681	240.2	ES96-4-TF	91688	376.0
24	600	8	2400						
30	750	8	2400						
36	900	8	2400						
42	1050	8	2400						
48	1200	8	2400	ES48-8-TN	91711	409.5	ES48-8-TF	91718	556.0
54	1350	8	2400	ES54-8-TN	91712	410.8	ES54-8-TF	91719	572.9
60	1500	8	2400	ES60-8-TN	91713	413.5	ES60-8-TF	91720	591.0
66	1650	8	2400	ES66-8-TN	91714	414.8	ES66-8-TF	91721	607.8
72	1800	8	2400	ES72-8-TN	91715	416.1	ES72-8-TF	91722	625.2
84	2100	8	2400	ES84-8-TN	91716	420.1	ES84-8-TF	91723	660.2
96	2400	8	2400	ES96-8-TN	91717	424.1	ES96-8-TF	91724	695.7

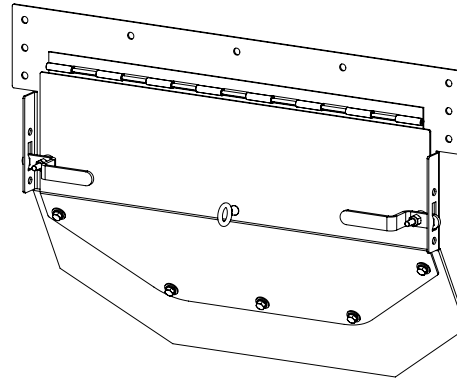
Product Ordering Information

Enclosed Skirting

Rear Seal

Used to enclose the rear of system while providing access into the system.

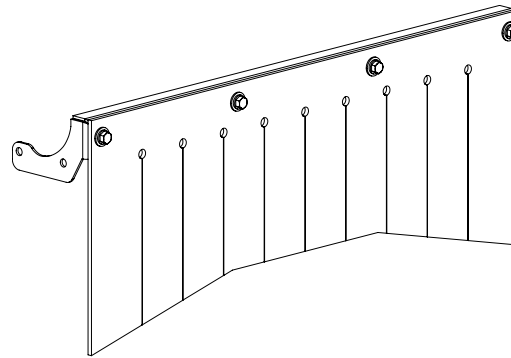
BELT WIDTH		ORDERING NUMBER	ITEM CODE	WT. LBS.
in.	mm			
24	600	RS-24	91725	23.7
30	750	RS-30	91726	28.3
36	900	RS-36	91727	33.0
42	1050	RS-42	91728	38.1
48	1200	RS-48	91729	43.4
54	1350	RS-54	91730	48.6
60	1500	RS-60	91731	54.0
66	1650	RS-66	91732	59.3
72	1800	RS-72	91733	65.0
84	2100	RS-84	91734	78.1
96	2400	RS-96	91735	92.3



Dust Curtain

Can be located every two feet

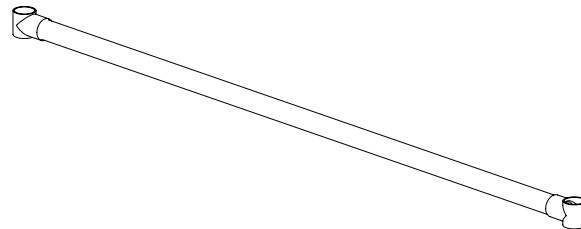
BELT WIDTH		ORDERING NUMBER	ITEM CODE	WT. LBS.
in.	mm			
24	600	DC-24	91736	5.5
30	750	DC-30	91737	6.4
36	900	DC-36	91738	7.2
42	1050	DC-42	91739	8.0
48	1200	DC-48	91740	9.0
54	1350	DC-54	91741	9.6
60	1500	DC-60	91742	10.2
66	1650	DC-66	91743	11.0
72	1800	DC-72	91744	11.5
84	2100	DC-84	91745	12.7
96	2400	DC-96	91746	13.3



Spanners

Can be located every two feet

SPANNER WIDTH		ORDERING NUMBER	ITEM CODE	WT. LBS.
in.	mm			
24	600	SP-24	91747	5.5
30	750	SP-48	91748	10.9
36	900	SP-72	91749	16.2
42	1050	SP-96	91750	21.5



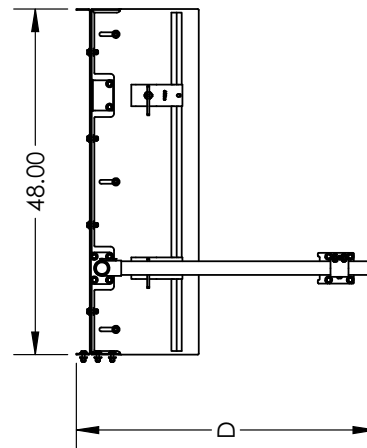
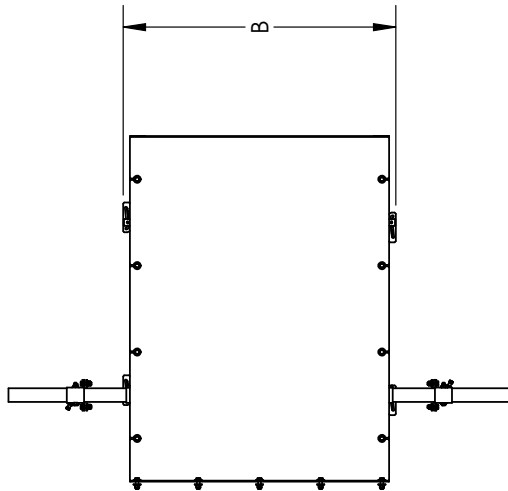
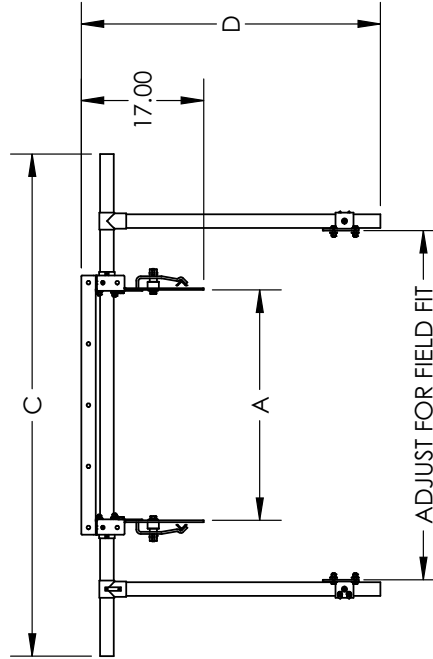
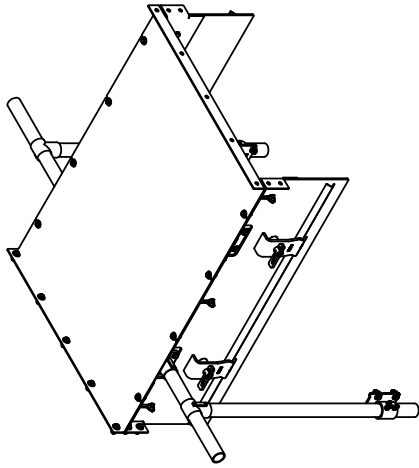
Product Notes:

- Add-on items attach to base unit to provide custom arrangement for your application

Specifications & Guidelines

Enclosed Skirting

4' (1.2 M) Base Unit

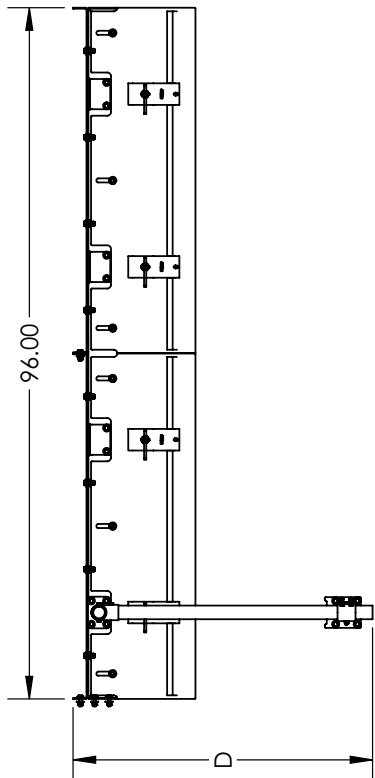
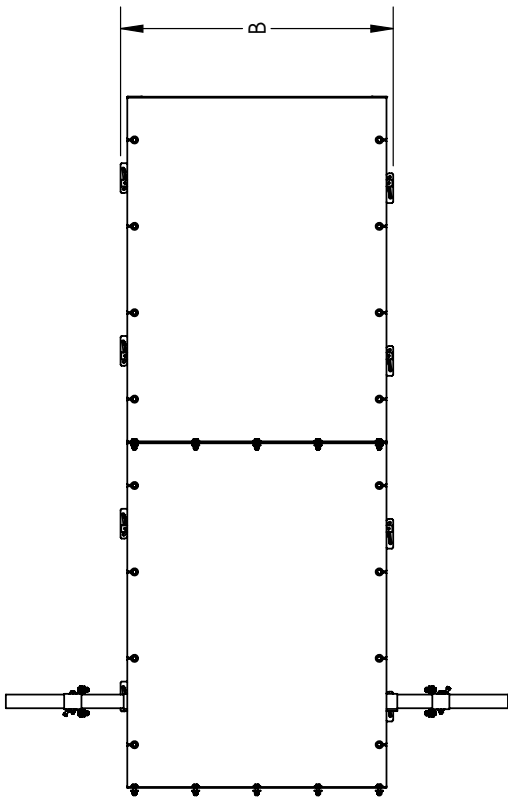
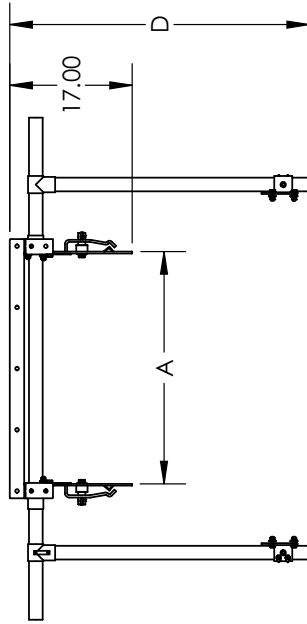
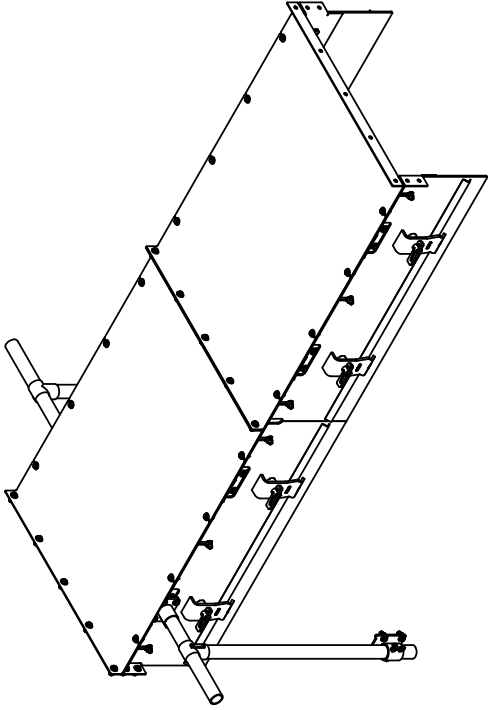


BELT WIDTH (in)	A (in)	B (in)	C (in)	D (in)
24	16	21.9	45.8	38.5
30	20	25.9	51.8	38.5
36	24	29.9	57.8	38.5
42	28	33.9	63.8	41.5
48	32	37.9	69.8	41.5
54	36	41.9	75.8	41.5
60	40	45.9	81.8	44.5
66	44	49.9	87.8	44.5
72	48	53.9	93.8	44.5
84	56	57.9	105.8	47.5
96	64	61.9	117.8	50.5

Specifications & Guidelines

Enclosed Skirting

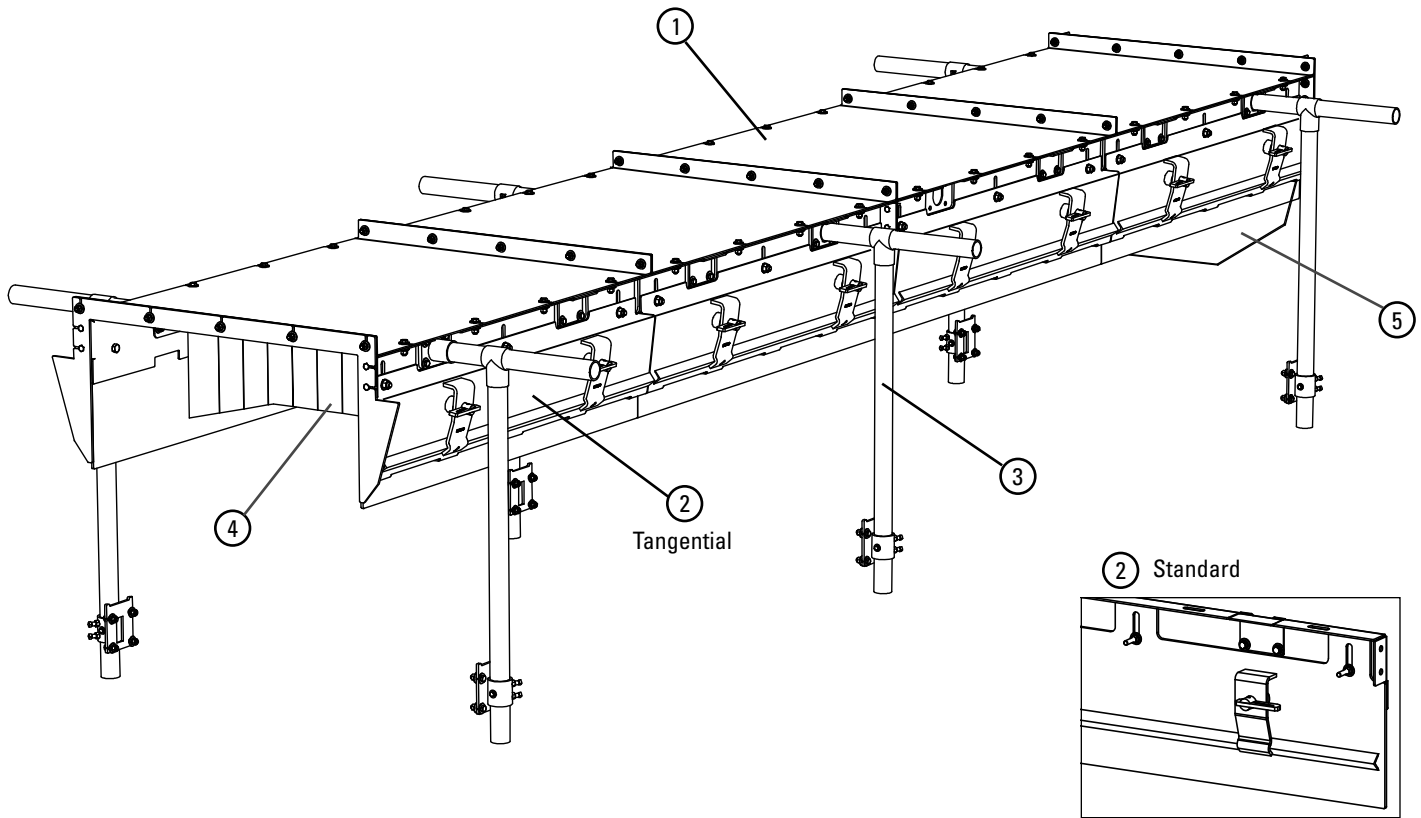
8' (2.4 M) Base Unit



BELT WIDTH (in)	A (in)	B (in)	C (in)	D (in)
24	16	21.9	45.8	38.5
30	20	25.9	51.8	38.5
36	24	29.9	57.8	38.5
42	28	33.9	63.8	41.5
48	32	37.9	69.8	41.5
54	36	41.9	75.8	41.5
60	40	45.9	81.8	44.5
66	44	49.9	87.8	44.5
72	48	53.9	93.8	44.5
84	56	57.9	105.8	47.5
96	64	61.9	117.8	50.5

Replacement Parts

Enclosed Skirting



Replacement Parts

REF	DESCRIPTION	ORDERING NUMBER	ITEM CODE	WT. LBS.
1	24" (600 mm) Cover	SKC-24	91751	41.8
	30" (750 mm) Cover	SKC-30	91752	49.5
	36" (900 mm) Cover	SKC-36	91753	57.3
	42" (1050 mm) Cover	SKC-42	91754	65.3
	48" (1200 mm) Cover	SKC-48	91755	73.3
	54" (1350 mm) Cover	SKC-54	91756	81.0
	60" (1500 mm) Cover	SKC-60	91757	88.8
	66" (1650 mm) Cover	SKC-66	91758	96.5
	72" (1800 mm) Cover	SKC-72	91759	104.6
	84" (2100 mm) Cover	SKC-84	91760	120.0
96" (2400 mm) Cover	SKC-96	91761	135.8	
2	Standard AR400 Wear Plate*	SL-48	91841	45.4
	Tangential AR400 Wear Plate*	TL-48	91842	45.6
3	24" (600 mm) Leg Kit**	LA-24	91762	36.0
	30" (750 mm) Leg Kit**	LA-30	91763	37.4
	36" (900 mm) Leg Kit**	LA-36	91764	38.7
	42" (1050 mm) Leg Kit**	LA-42	91765	41.4
	48" (1200 mm) Leg Kit**	LA-48	91766	42.7
	54" (1350 mm) Leg Kit**	LA-54	91835	44.0
	60" (1500 mm) Leg Kit**	LA-60	91836	46.7
	66" (1650 mm) Leg Kit**	LA-66	91837	48.0
	72" (1800 mm) Leg Kit**	LA-72	91838	49.4
	84" (2100 mm) Leg Kit**	LA-84	91839	53.4
96" (2400 mm) Leg Kit**	LA-96	91840	57.4	

REF	DESCRIPTION	ORDERING NUMBER	ITEM CODE	WT. LBS.
4	24" (600 mm) Dust Curtain Replacement Rubber	DCRR-24	92159	4.1
	30" (750 mm) Dust Curtain Replacement Rubber	DCRR-30	92160	4.8
	36" (900 mm) Dust Curtain Replacement Rubber	DCRR-36	92161	5.4
	42" (1050 mm) Dust Curtain Replacement Rubber	DCRR-42	92162	6.0
	48" (1200 mm) Dust Curtain Replacement Rubber	DCRR-48	92163	6.8
	54" (1350 mm) Dust Curtain Replacement Rubber	DCRR-54	92164	7.2
	60" (1500 mm) Dust Curtain Replacement Rubber	DCRR-60	92165	7.7
	66" (1650 mm) Dust Curtain Replacement Rubber	DCRR-66	92166	8.3
	72" (1800 mm) Dust Curtain Replacement Rubber	DCRR-72	92167	8.6
	84" (2100 mm) Dust Curtain Replacement Rubber	DCRR-84	92168	8.5
96" (2400 mm) Dust Curtain Replacement Rubber	DCRR-96	92169	10.0	
5	24" (600 mm) Rear Seal Replacement Rubber	RSRR-24	92170	3.6
	30" (750 mm) Rear Seal Replacement Rubber	RSRR-30	92171	4.2
	36" (900 mm) Rear Seal Replacement Rubber	RSRR-36	92172	5.0
	42" (1050 mm) Rear Seal Replacement Rubber	RSRR-42	92173	5.7
	48" (1200 mm) Rear Seal Replacement Rubber	RSRR-48	92174	6.5
	54" (1350 mm) Rear Seal Replacement Rubber	RSRR-54	92175	7.3
	60" (1500 mm) Rear Seal Replacement Rubber	RSRR-60	92176	8.1
	66" (1650 mm) Rear Seal Replacement Rubber	RSRR-66	92177	8.9
	72" (1800 mm) Rear Seal Replacement Rubber	RSRR-72	92178	9.8
	84" (2100 mm) Rear Seal Replacement Rubber	RSRR-84	92179	11.7
96" (2400 mm) Rear Seal Replacement Rubber	RSRR-96	92180	13.8	

Hardware Included

*Item is single plate; two plates are required for every 4' (1200 mm) base unit and four plates are required for every 8' (2400 mm) base unit

**Kit includes 2 vertical legs, 1 crossmember, joints/mounts, and hardware

Lead time: 4 to 6 weeks

Product Ordering Information

Standard Urethane Skirting

Standard Urethane Skirting with 35° Chamfer - 25' (7.6 m)

Height		Thickness		Length		ORDERING NUMBER	ITEM CODE	WT. LBS.
in	mm	in	mm	ft	m			
4	100	3/8	10	25	7.6	SKPU-4X3/8X25	91288	21.2
4	100	1/2	12	25	7.6	SKPU-4X1/2X25	91289	28.2
4	100	5/8	16	25	7.6	SKPU-4X5/8X25	91290	35.3
4	100	3/4	19	25	7.6	SKPU-4X3/4X25	91291	42.3
4	100	1	25	25	7.6	SKPU-4X1X25	91292	56.4
6	150	3/8	10	25	7.6	SKPU-6X3/8X25	91298	31.7
6	150	1/2	12	25	7.6	SKPU-6X1/2X25	90283	42.3
6	150	5/8	16	25	7.6	SKPU-6X5/8X25	91299	52.9
6	150	3/4	19	25	7.6	SKPU-6X3/4X25	90284	63.5
6	150	1	25	25	7.6	SKPU-6X1X25	91300	84.6
8	200	3/8	10	25	7.6	SKPU-8X3/8X25	91304	42.3
8	200	1/2	12	25	7.6	SKPU-8X1/2X25	90285	56.4
8	200	5/8	16	25	7.6	SKPU-8X5/8X25	91305	70.5
8	200	3/4	19	25	7.6	SKPU-8X3/4X25	90286	84.6
8	200	1	25	25	7.6	SKPU-8X1X25	91306	112.8
10	250	3/8	10	25	7.6	SKPU-10X3/8X25	91310	52.9
10	250	1/2	12	25	7.6	SKPU-10X1/2X25	91311	70.5
10	250	5/8	16	25	7.6	SKPU-10X5/8X25	91312	88.1
10	250	3/4	19	25	7.6	SKPU-10X3/4X25	91313	105.8
10	250	1	25	25	7.6	SKPU-10X1X25	91314	141.0
12	300	3/8	10	25	7.6	SKPU-12X3/8X25	91320	63.5
12	300	1/2	12	25	7.6	SKPU-12X1/2X25	91321	84.6
12	300	5/8	16	25	7.6	SKPU-12X5/8X25	91322	105.8
12	300	3/4	19	25	7.6	SKPU-12X3/4X25	91323	126.9
12	300	1	25	25	7.6	SKPU-12X1X25	91324	169.2

Price Per Inch for reference only; skirting is available standard in 25' (15.2M)

lengths.

Shaded items are made to order; 1-2 week lead time



Standard Urethane Skirting with 35° Chamfer - 50' (15.2 m)

Height		Thickness		Length		ORDERING NUMBER	ITEM CODE	WT. LBS.
in	mm	in	mm	ft	m			
4	100	3/8	10	50	15.2	SKPU-4X3/8X50	91293	42.3
4	100	1/2	12	50	15.2	SKPU-4X1/2X50	91294	56.4
4	100	5/8	16	50	15.2	SKPU-4X5/8X50	91295	70.5
4	100	3/4	19	50	15.2	SKPU-4X3/4X50	91296	84.6
4	100	1	25	50	15.2	SKPU-4X1X50	91297	112.8
6	150	3/8	10	50	15.2	SKPU-6X3/8X50	91301	63.5
6	150	1/2	12	50	15.2	SKPU-6X1/2X50	91222	84.6
6	150	5/8	16	50	15.2	SKPU-6X5/8X50	91302	105.8
6	150	3/4	19	50	15.2	SKPU-6X3/4X50	91223	126.9
6	150	1	25	50	15.2	SKPU-6X1X50	91303	169.2
8	200	3/8	10	50	15.2	SKPU-8X3/8X50	91307	84.6
8	200	1/2	12	50	15.2	SKPU-8X1/2X50	91224	112.8
8	200	5/8	16	50	15.2	SKPU-8X5/8X50	91308	141.0
8	200	3/4	19	50	15.2	SKPU-8X3/4X50	91225	169.2
8	200	1	25	50	15.2	SKPU-8X1X50	91309	225.6
10	250	3/8	10	50	15.2	SKPU-10X3/8X50	91315	105.8
10	250	1/2	12	50	15.2	SKPU-10X1/2X50	91316	141.0
10	250	5/8	16	50	15.2	SKPU-10X5/8X50	91317	176.3
10	250	3/4	19	50	15.2	SKPU-10X3/4X50	91318	211.5
10	250	1	25	50	15.2	SKPU-10X1X50	91319	282.0
12	300	3/8	10	50	15.2	SKPU-12X3/8X50	91325	126.9
12	300	1/2	12	50	15.2	SKPU-12X1/2X50	91326	169.2
12	300	5/8	16	50	15.2	SKPU-12X5/8X50	91327	211.5
12	300	3/4	19	50	15.2	SKPU-12X3/4X50	91328	253.8
12	300	1	25	50	15.2	SKPU-12X1X50	91329	338.4

Price Per Inch for reference only; skirting is available standard in 25' (15.2M)

lengths.

Shaded items are made to order; 1-2 week lead time

Product Notes:

- Urethane skirting offers a more wear-resistant material than typical rubber, often providing as much as 3-4 times the wear life in similar applications. The lower coefficient of friction reduces strain on the system.
- Works with Flexco series of skirt clamps that offer simple serviceability: RMC1/PAL-Pak, Flex-Lok, and Flex-Seal.
- Uses soft durometer (65A) urethane with exceptional tear resistance to ensure a good seal and long belt life.
- 25' (7.6M) roll size ensures easy transportation, while the 35° chamfer eliminates the typical skirting break-in period.
- Suitable for most applications: single direction or reversing belts, wet or dry conditions, old or new belts, vulcanized or mechanically-spliced systems.
- Rated for temperatures from -20°F to 180°F (-30°C to 82°C).

Product Ordering Information

Dual Seal Polyurethane Skirting


Dual Seal Polyurethane Skirting

Height		Thickness		Length		CHAMFER	ORDERING NUMBER	ITEM CODE	WT. LBS.
in	mm	in	mm	ft	m				
6	150	1/2	12	25	7.6	35°	SKPU-DUAL-6X1/2X25	91400	47.0
6	150	3/4	20				SKPU-DUAL-6X3/4X25	91401	67.8
8	200	1/2	12				SKPU-DUAL-8X1/2X25	91402	60.5
8	200	3/4	20				SKPU-DUAL-8X3/4X25	91403	88.1
6	150	1/2	12	50	15.2		SKPU-DUAL-6X1/2X50	91404	94.0
6	150	3/4	20				SKPU-DUAL-6X3/4X50	91405	135.5
8	200	1/2	12				SKPU-DUAL-8X1/2X50	91406	121.0
8	200	3/4	20				SKPU-DUAL-8X3/4X50	91407	176.1

Price Per Inch for reference only; skirting is available standard in 25' (7.6m) lengths.

Lead time: 1 working day

Shaded items are made to order; 1 week lead time



Product Notes:

- Secondary seal provides a floating contact area behind the main slab to prevent spillage.
- Polyurethane skirting offers a more wear-resistant material than typical rubber, often providing as much as 3-4 times the wear life in similar applications.
The lower coefficient of friction reduces strain on the system.
- Works with Flexco series of skirt clamps that offer simple serviceability: RMC1/PAL-Pak, Flex-Lok™, and Flex-Seal™.
- Uses soft durometer (65A) polyurethane with exceptional tear resistance to ensure a good seal and long belt life.
- 25' (7.6m) roll size ensures easy transportation, while the 35° chamfer eliminates the typical skirting break-in period.
- Suitable for most applications: single direction or reversing belts, wet or dry conditions, old or new belts, vulcanized or mechanically-spliced systems.
- Rated for temperatures from -20°F to 180°F (-30°C to 82°C).


Product Ordering Information

RMC1 Skirt Clamps

RMC1 Skirt Clamps*

DESCRIPTION	ORDERING NUMBER	ITEM CODE	WT. LBS.
Skirt Clamp	RMC1	75817	11.6
LS Skirt Clamp	RMC1-LS	75834	10.4
Skirt Clamp 50 Pack	RMC1-50	75833	580.0

*Includes two clamp plates (Standard or LS - Limited Space), two clamp pins, and one 4' (1.2M) clamp bar.
Skirt board and rubber not included.
Skirt Rubber Thickness Range: 5/16" to 3/4" (8mm to 19mm).
Lead time: 1 working day



RMC1 Skirt Clamp (Standard)



Anti-Vibration Clamp Pins

PAL PAKs

The Pick-A-Length (PAL) PAK contains 2 clamp plates and 2 clamp pins. You supply the clamp bar (1" x 1" x 1/8" angle) to your required length.

PAL PAKS PER SYSTEM LENGTH					
Skirting System Length	1' - 4' (0.3-1.2M)	5' - 8' (1.5-2.4M)	9' - 12' (2.8-3.8M)	13' - 16' (4.0-4.9M)	17' - 20' (5.2-6.1M)
PAL PAKs Needed	1	2	3	4	5

DESCRIPTION	ORDERING NUMBER	ITEM CODE	WT. LBS.
PAL PAK	RMC1-PP	75832	6.6
LS PAL PAK	RMC1-LSPP	75836	5.4
Bolt-On PAL PAK	RMC1-BPP	76415	6.5
Bolt-On LS PAL PAK	RMC1-LSBPP	76538	5.3

Lead time: 1 working day



PAL PAK (Standard)

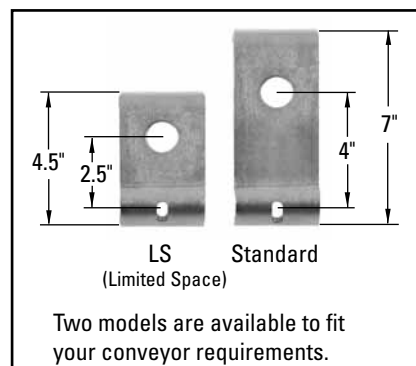


Bolt-On PAL PAK (Standard)

Replacement Parts

DESCRIPTION	ORDERING NUMBER	ITEM CODE	WT. LBS.
Clamp Pin	RMC1-CP	75819	1.1
Bolt-On Clamp Pin	RMC1-BCP	76414	1.0
Clamp Plate	RMC1-PL	75821	2.1
LS Clamp Plate	RMC1LS-PL	75835	1.5
Clamp Bar	RMC1-CB	75820	4.0

Lead time: 1 working day



Product Notes:

- Solves material spillage problems in the conveyor loading zone.
- Stops material loss, eliminates safety hazards, and reduces wear on conveyor components.
- LS (Limited Space) model for restricted space areas and for portable equipment.
- Pick-A-Length (PAL) PAK option for special or longer length requirements.
- Bolt-on Clamp Pins eliminate welding on applications where sparking can be a safety hazard.
- Anti-Vibration (standard) Clamp Pin stays locked even in applications with severe vibration.

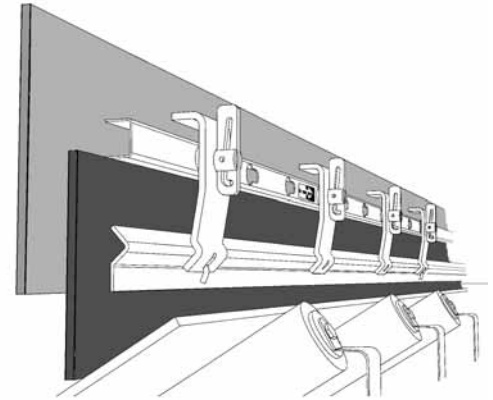
Product Ordering Information

Flex-Lok™ Skirt Clamp

One Skirt Clamp includes one 6' (1.8M) clamp runner, 4 clamp plates, 4 clamp pins and one 6' (1.8M) restraining bar. Skirt board and rubber not included.

DESCRIPTION	ORDERING NUMBER	ITEM CODE	WT. LBS.
Skirt Clamp	FLSC-I	71052	31.1
Skirt Clamp 50 Pack	FLSC-I-50	71054	1,555.0
REPLACEMENT PARTS			
Clamp Runner - 6 ft. (1.8M)	FL-RPI	71058	7.3
Clamp Plate	FL-PC-I	71057	2.1
Clamp Pin	FL-CP-I	71141	1.9
Restraining Bar - 6 ft. (1.8M)	FL-RBI	71060	11.3

Skirt Rubber Thickness Range: 5/16" to 1" (8 - 25mm)
Lead time: 1 working day



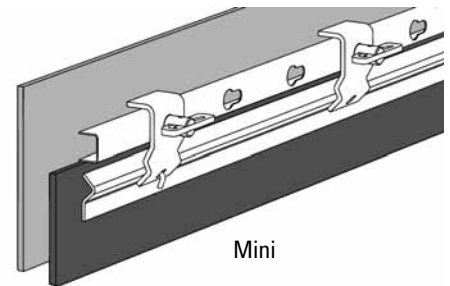
Standard

Mini Flex-Lok™ Skirt Clamp

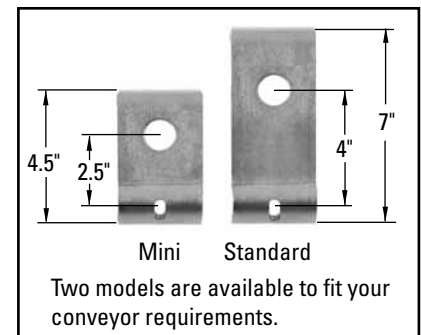
One Mini Skirt Clamp includes one 6' (1.8M) clamp runner, 3 mini clamp plates, 3 clamp pins and one 6' (1.8M) restraining bar. Skirt board and rubber not included.

DESCRIPTION	ORDERING NUMBER	ITEM CODE	WT. LBS.
Mini Skirt Clamp	FLSCM-I	71055	27.6
Mini Skirt Clamp 50 Pack	FLSCM-I-50	71100	1,380.0
REPLACEMENT PARTS			
Clamp Runner - 6 ft. (1.8M)	FL-RPI	71058	7.3
Mini Clamp Plate	FLM-PC	71140	1.5
Clamp Pin	FL-CP-I	71141	1.9
Restraining Bar - 6 ft. (1.8M)	FL-RBI	71060	11.3

Skirt Rubber Thickness Range: 5/16" to 5/8" (8 - 16mm)
Lead time: 1 working day



Mini



Mini Standard

Two models are available to fit your conveyor requirements.

Shaded items are made to order.
Lead time: 5 working days

Stainless Steel* Flex-Lok™ Skirt Clamp

One SS Skirt Clamp includes one 6' (1.8M) clamp runner, 4 clamp plates, 4 clamp pins and one 6' (1.8M) restraining bar.

DESCRIPTION	ORDERING NUMBER	ITEM CODE	WT. LBS.
SS Skirt Clamp	FLSC-ISS	75778	25.0
REPLACEMENT PARTS			
SS Clamp Plate	FL-PC-ISS	71168	1.9
Clamp Pin	FL-CP-ISS	71164	1.9

Lead time: 1 working day



Anti-Vibration Clamp Pins
(Standard)

SERVICE MAINTENANCE

- Inspection – Periodically inspect the clearance between the skirt rubber and the belt. If this gap is more than 1/4" (6mm) or if excessive fines are escaping, readjust the skirt rubber.
- Adjustment – Unlock the wedges on the clamp pins and slide the skirt rubber down to the belt. Relock the clamp pins.

TROUBLESHOOTING

Problem: Skirt rubber slips out of skirt clamp.

Solution: 1. Check to insure wedges in clamp pins are locked.

2. Check skirt rubber position. Skirt rubber must not fold and lie on top of belt.

Product Ordering Information

**Flex-Seal™
Skirt System**

Flex-Seal™ Skirt System*

DESCRIPTION	ORDERING NUMBER	ITEM CODE	WT. LBS.
Flex-Seal Skirt System	RMC2-FS1	76558	29.5
Flex-Seal Skirt System 50 Pack	RMC2-FS-50	77330	1,475.0

*Includes angle plate, one Bolt-On PAL PAK, and one 4' (1.2M) clamp bar.
Skirt board and rubber not included.
Skirt Rubber Thickness Range: 5/16" to 3/4" (8mm to 19mm).
Lead time: 1 working day



Replacement Parts

DESCRIPTION	ORDERING NUMBER	ITEM CODE	WT. LBS.
Angle Plate	RMC2-FSAPK	76559	19.0
Bolt-On PAL PAK*	RMC1-BPP	76415	6.5
Clamp Bar	RMC1-CB	75820	4.0

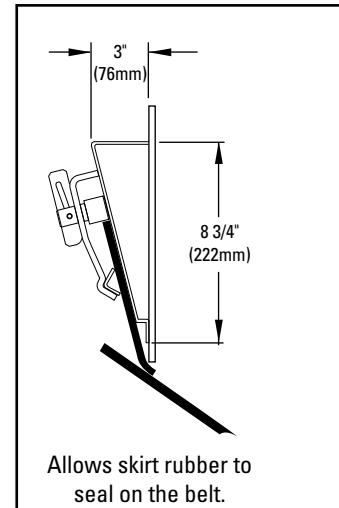
*Includes two bolt-on clamp pins and two clamp plates.
Lead time: 1 working day



Bolt-On PAL PAK

Specifications

SKIRT RUBBER WIDTH AND THICKNESS RANGE	
Width Required	6" (150mm)
Thickness Range	5/16" - 3/4" (8 - 19mm)



Product Notes:

- Solves material spillage problems in the conveyor loading zone.
- Stops material loss, eliminates safety hazards, and reduces wear on conveyor components.
- Anti-Vibration (standard) Clamp Pin with serrated wedge stays locked even in applications with severe vibration.

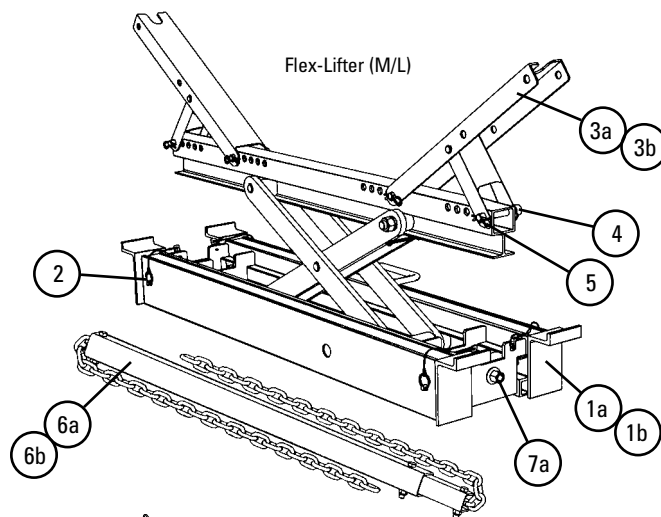
Product Ordering Information

Flex-Lifter™ Conveyor Belt Lifter

Easy and safe way to lift tensioned belts so mechanical splicing or other maintenance work can be done.

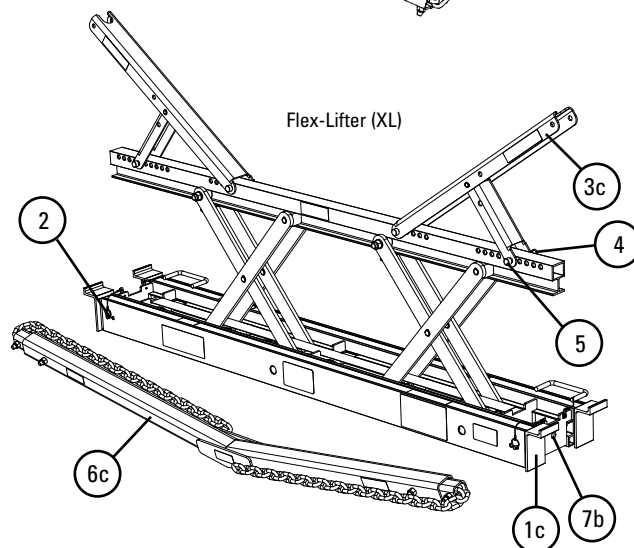
DESCRIPTION	ORDERING NUMBER	ITEM CODE	WT. LBS.
Medium Flex-Lifter 36" – 60" (900 – 1500 mm) incl. return bar	FL-M	76469	91.0
Large Flex-Lifter 48" – 72" (1200 – 1800 mm) incl. return bar	FL-L	76470	128.0
XL Flex-Lifter 72" – 96" (1800 – 2400 mm) does not incl. return bar	FL-XL	76983	128.0
Flex-Lifter Cart	FLCK	77729	20.0

Lifts troughed or flat belts.
Lead time: 1 working day



Replacement Parts

REF	DESCRIPTION	ORDERING NUMBER	ITEM CODE	WT. LBS.
1a	Extension Leg – Medium	FLEL-M	76472	3.1
1b	Extension Leg – Large	FLEL-L	76473	3.7
1c	Extension Leg Kit – XL (includes 2 ext. legs)	FLELK-XL	76986	13.0
2	Extension Leg Pin (with lanyard)	FLELP	76474	0.1
3a	Trough Wing – Medium (with brace)	FTW-M	76476	1.2
3b	Trough Wing – Large (with brace)	FTW-L	76477	1.5
3c	Trough Wing – XL (with brace)	FTW-XL	76985	4.2
4	Retainer Pin Pack (includes 4 pins)	FLRP	76478	1.0
5	Retainer Clip Pack (includes 4 clips)	FLCP	76479	0.1
6a	Return Lift Bar – Medium	FLRLB-M	76482	25.0
6b	Return Lift Bar – Large	FLRLB-L	76481	50.0
6c	V-Return Lift Bar – XL	FLVRL-XL	76984	63.0
7a	Shear Pin Kits – Medium/Large	FL-PKIT-ML	77250	0.3
7b	Shear Pin Kits – XL	FL-PKIT-XL	77251	0.5

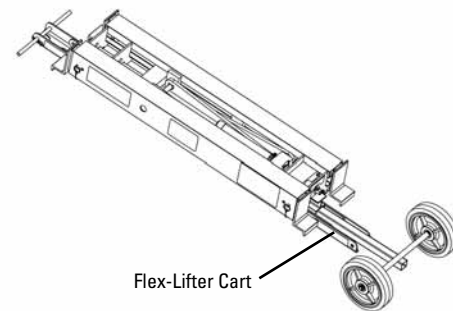


Safe Lifting Capacity

Height		Max. Weight			
		Medium/Large		XL	
in.	mm	lbs.	kg.	lbs.	kg.
0-1	0-25	500	225	1100	500
1-2	25-50	1000	450	1800	815
2-3	50-75	1500	675	2500	1140
3-4	75-100	2000	900	3200	1450
4-5	100-125	2500	1150	3700	1680
5-6	125-150	3000	1350	4600	2090
6-7	150-175	3500	1600	5300	2400
>7	>175	4000	1800	6000	2725

Aluminum Content Flex-Lifter

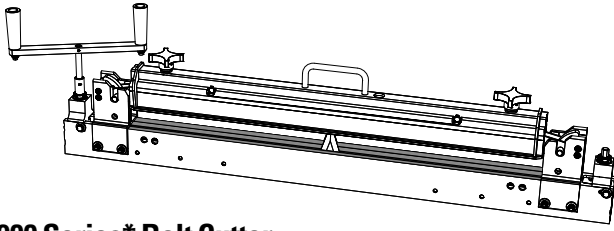
ALUMINUM ALLOY TYPE	PERCENT	
	Mg Magnesium	Ti Titanium
4043	0.05%	0.2%
5356	5.5%	0.2%
6005	0.6%	0.1%
6061	1.0%	0.0%
6063	0.7%	0.0%
7075	2.5%	0.0%



U.S. Patent No. 7,810,788

Product Ordering Information

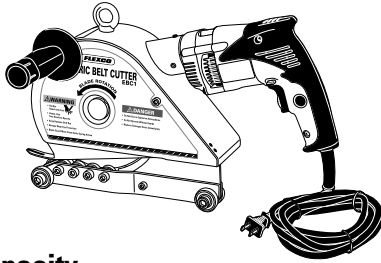
Flexco® Belt Maintenance Tools Belt Cutters and Clamps



900 Series* Belt Cutter

DESCRIPTION	BELT WIDTH		ORDERING NUMBER	ITEM CODE	WT. LBS.
	in.	mm			
Cutter Complete for belts up to 1.5" (38 mm) * Patent Pending	24	600	900924	04200	34.0
	36	900	900936	04143	39.4
	48	1200	900948	04144	48.0
	60	1500	900960	04145	54.0
	72	1800	900972	04146	60.3
Replacement Blade Kit			900CBK	04149	0.15
Drive Handle Assembly				04140	2.0

Lead time: 1 working day



Cutting Capacity

BELT TYPE	EBC1/CEBC1		EBC2/CEBC2	
	Imperial	Metric	Imperial	Metric
Rubber	Up to 1"	Up to 25 mm	Up to 2"	Up to 50 mm
PVC	Up to 360 PIW	Up to 630 EP	Up to 1140 PIW	Up to 2000 EP

Far-Pul™ HD® Belt Clamps

Load Capacity up to 3 tons (2.7 metric tons) when used with two 1-1/2 ton (1.4 metric ton) come-alongs.

DESCRIPTION	BELT WIDTH		ORDERING NUMBER	ITEM CODE	WT. LBS.
	in.	mm			
Belt Clamp Complete includes: 4 Belt Clamp Bars and 4 Belt Clamp Scissors	Up to 30	Up to 750	LSHD30	30393	79.0
	Up to 36	Up to 900	LSHD36	30394	87.0
	Up to 42	Up to 1050	LSHD42	30395	91.0
	Up to 48	Up to 1200	LSHD48	30396	98.0
	Up to 54	Up to 1350	LSHD54	30397	103.0
	Up to 60	Up to 1500	LSHD60	30398	110.0
	Up to 72	Up to 1800	LSHD72	30399	121.0
30" Belt Clamp Bar Set*	Up to 30	Up to 750	LSHDB30-2	30418	20.0
36" Belt Clamp Bar Set*	Up to 36	Up to 900	LSHDB36-2	30414	23.0
42" Belt Clamp Bar Set*	Up to 42	Up to 1050	LSHDB42-2	30421	26.0
48" Belt Clamp Bar Set*	Up to 48	Up to 1200	LSHDB48-2	30423	30.0
54" Belt Clamp Bar Set*	Up to 54	Up to 1350	LSHDB54-2	30424	33.0
60" Belt Clamp Bar Set*	Up to 60	Up to 1500	LSHDB60-2	30430	36.0
72" Belt Clamp Bar Set*	Up to 72	Up to 1800	LSHDB72-2	30408	40.0
Steel Belt Clamp Scissor - Each			LSHDS	30392	10.5
Belt Locator Pin - includes Washer and Locking Nut			LSHDLP	30400	.15
Retaining Pin Kit			LSHD-RPK	30390	2.0
Clamp Bar Screw			LSHDCBS	30373	1.0

*Includes 2 Bars per Set
Lead time: 1 working day

Shaded items are made to order.
Lead time: 5 working days

Aluminum Content 900 Series Belt Cutter


ALUMINUM ALLOY TYPE	PERCENT	
	Mg Magnesium	Ti Titanium
6005	0.6%	0.1%
6061	1.0%	0.0%
7075	2.5%	0.0%

Electric Belt Cutter

DESCRIPTION	ORDERING NUMBER	ITEM CODE	WT. LBS.
Electric Belt Cutter (for belts up to 1" thick)	EBC1	30001	29.5
Electric Belt Cutter (for belts up to 2" thick)	EBC2	30002	40.0
Replacement Blade for EBC1/CEBC1	EBC1-B	30003	2.0
Replacement Blade for EBC2/CEBC2	EBC2-B	30004	2.8
Replacement Electric Hammer Drill for EBC1	EBC1-DR	30005	7.5
Replacement Electric Hammer Drill for EBC2	EBC2-DR	30006	12.1
Replacement Eyebolt for EBC1 & EBC2	EBC-EB	30007	.9
Replacement Handle for EBC1 & EBC2	EBC-H	30008	.4

Cordless Electric Belt Cutter

DESCRIPTION	ORDERING NUMBER	ITEM CODE	WT. LBS.
Cordless Electric Belt Cutter (for belts up to 1" thick)	CEBC1	30018	29.0
Cordless Electric Belt Cutter (for belts up to 2" thick)	CEBC2	30019	39.5



Aluminum Content Far-Pul™ HD®

ALUMINUM ALLOY TYPE	PERCENT	
	Mg Magnesium	Ti Titanium
6061	1.0%	0.0%

Product Ordering Information

Flex-Lag® Light Duty Rubber**

PATTERN	THICKNESS		LENGTH		MATERIAL	ORDERING NUMBER	ITEM CODE
	in.	mm	ft.	m			
Light Duty	.3	7.5	11	3.3	SBR	7.5NLD3.3/11	71077
Light Duty	.3	7.5	11	3.3	Nitrile	7.5WLD3.3/11	71076

Flex-Lag® Roll Lagging - SBR Rubber**

PATTERN	THICKNESS		LENGTH		ORDERING NUMBER	ITEM CODE
	in.	mm	ft.	m		
Diamond	3/8	10	21	6.5	10ND6.5/21	71002
Diamond	1/2	12	21	6.5	12ND6.5/21	71004
Diamond	5/8	15	21	6.5	15ND6.5/21	71006
Diamond	3/4	20	21	6.5	20ND6.5/21	71008
Diamond	1	25	21	6.5	25ND6.5/21	71152
Plain	3/8	10	21	6.5	10NP6.5/21	71010
Plain	1/2	12	21	6.5	12NP6.5/21	71012
Plain	5/8	15	21	6.5	15NP6.5/21	71017
Plain	3/4	20	21	6.5	20NP6.5/21	71021
Plain	1	25	21	6.5	25NP6.5/21	71163
Diamond Ceramic	1/2	12	21	6.5	12NDC6.5/21	71155
Medium Ceramic	5/8	15	21	6.5	CLMN6.5/21-15	62216

Flex-Lag® Roll Lagging - FRAS Rubber**

PATTERN	THICKNESS		LENGTH		ORDERING NUMBER	ITEM CODE
	in.	mm	ft.	m		
Diamond	3/8	10	21	6.5	10FRD6.5/21	71014
Diamond	1/2	12	21	6.5	12FRD6.5/21	71016
Diamond	5/8	15	21	6.5	15FRD6.5/21	71018
Diamond	3/4	20	21	6.5	20FRD6.5/21	71019
Plain	3/8	10	21	6.5	10FRP6.5/21	71020
Plain	1/2	12	21	6.5	12FRP6.5/21	71022
Plain	5/8	15	21	6.5	15FRP6.5/21	71015
Plain	3/4	20	21	6.5	20FRP6.5/21	72129
Diamond Ceramic	1/2	12	21	6.5	12FRDC6.5/21	71159
Medium Ceramic	5/8	15	21	6.5	CLMFR6.5/21-15	61319

FRAS (Fire Resistant Anti Static) MSHA Certification # - MSHA NO. IC-190

Ordering Number Key: **N** - SBR, **FR** - FRAS, **P** - Plain, **D** - Diamond, **DC** - Diamond Ceramic, **LD** - Light Duty

Strip Selection Chart

Pulley Diameter		Strips Req'd	Pulley Diameter		Strips Req'd
in.	mm		in.	mm	
12.6-15.0	320-381	6	42.6-45.0	1083-1145	18
15.1-17.5	382-445	7	45.1-47.5	1146-1210	19
17.6-20.0	446-510	8	47.6-50.1	1211-1273	20
20.1-22.5	511-573	9	50.2-52.6	1274-1336	21
22.6-25.0	574-636	10	52.7-55.1	1337-1400	22
25.1-27.5	637-700	11	55.2-57.6	1403-1463	23
27.6-30.0	701-764	12	57.7-60.1	1466-1527	24
30.1-32.5	765-827	13	60.2-62.6	1529-1590	25
32.6-35.0	828-891	14	62.7-65.1	1593-1654	26
35.1-37.5	892-955	15	65.2-67.6	1656-1717	27
37.6-40.0	956-1018	16	67.7-70.1	1720-1781	28
40.1-42.5	1019-1082	17	70.2-72.6	1783-1844	29

Strips = Pulley Diameter (in) x 3.14 ÷ 8, then round up.

Rolls = $\frac{\text{Strips} \times (\text{Face Width} + 4")}{A \text{ or } B}$


A = Light Duty = 132"; B = All Others = 252"

* For Flex-Lag® Light Duty Rubber all material is 8" (200mm) wide and 10.8' (3.3M) rolls.

** For Flex-Lag® Natural Rubber and Flame-Resistant Rubber, all material is 8" (200mm) wide in 21' (6.5M) rolls.

Shaded items are made to order.
Lead time: 8 -10 weeks

Light Duty Lagging



Diamond Ceramic Lagging



Diamond Grooved Lagging



Plain Grooved Lagging



Specifications:

Temperature Rating

5°F to 185° F (-15° C to 85° C)

Rubber Compound

SBR (Styrene-Butadiene-Rubber)

Rubber Hardness

68 ± 3 Shore A

Ceramic Compound (Diamond Ceramic Lagging)

Aluminum Oxide (Al₂O₃)

Ceramic Hardness (Diamond Ceramic Lagging)


83 HRA Rockwell Hardness Scale A

Product Ordering Information

Flex-Lag®
Medium Ceramic Pulley Lagging

Flex-Lag® Medium Ceramic Lagging - SBR Rubber

THICKNESS		BELT WIDTH		CERAMIC LENGTH		STRIP LENGTH		DIMPLED TILE		SMOOTH TILE	
in.	mm	in.	mm	in.	mm	in.	mm	ORDERING NUMBER	ITEM CODE	ORDERING NUMBER	ITEM CODE
5/8	15	18	450	18 5/8	474	35	880	CLMN450/18-15	61294	CLMN450/18-15S	62052
		24	600	24 5/8	626	41	1032	CLMN600/24-15	61295	CLMN600/24-15S	62053
		30	750	30 5/8	779	47	1185	CLMN750/30-15	61296	CLMN750/30-15S	62054
		36	900	36 5/8	931	53	1337	CLMN900/36-15	61297	CLMN900/36-15S	62055
		42	1050	42 5/8	1082	59	1488	CLMN1050/42-15	61298	CLMN1050/42-15S	62056
		48	1200	48 5/8	1235	65	1641	CLMN1200/48-15	61299	CLMN1200/48-15S	62057
		54	1350	54 5/8	1388	71	1794	CLMN1350/54-15	61300	CLMN1350/54-15S	62058
		60	1500	60 5/8	1541	77	1947	CLMN1500/60-15	61301	CLMN1500/60-15S	62059
		72	1800	72 5/8	1842	89	2248	CLMN1800/72-15	61302	CLMN1800/72-15S	62060
84	2100	84 7/8	2155	101	2561	CLMN2100/84-15	61303	CLMN2100/84-15S	62061		



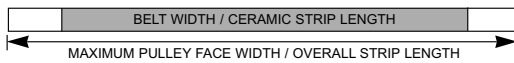
Flex-Lag® Medium Ceramic Lagging - FRAS Rubber

THICKNESS		BELT WIDTH		CERAMIC LENGTH		STRIP LENGTH		DIMPLED TILE		SMOOTH TILE	
in.	mm	in.	mm	in.	mm	in.	mm	ORDERING NUMBER	ITEM CODE	ORDERING NUMBER	ITEM CODE
5/8	15	18	450	18 5/8	474	35	880	CLMFR450/18-15	61308	CLMFR450/18-15S	62063
		24	600	24 5/8	626	41	1032	CLMFR600/24-15	61309	CLMFR600/24-15S	62064
		30	750	30 5/8	779	47	1185	CLMFR750/30-15	61310	CLMFR750/30-15S	62065
		36	900	36 5/8	931	53	1337	CLMFR900/36-15	61311	CLMFR900/36-15S	62066
		42	1050	42 5/8	1082	59	1488	CLMFR1050/42-15	61312	CLMFR1050/42-15S	62067
		48	1200	48 5/8	1235	65	1641	CLMFR1200/48-15	61313	CLMFR1200/48-15S	62068
		54	1350	54 5/8	1388	71	1794	CLMFR1350/54-15	61314	CLMFR1350/54-15S	62069
		60	1500	60 5/8	1541	77	1947	CLMFR1500/60-15	61315	CLMFR1500/60-15S	62070
		72	1800	72 5/8	1842	89	2248	CLMFR1800/72-15	61316	CLMFR1800/72-15S	62071
84	2100	84 7/8	2155	101	2561	CLMFR2100/84-15	61317	CLMFR2100/84-15S	62072		

FRAS (Fire Resistant Anti Static) MSHA Certification # - MSHA NO. IC-190
Ordering Number Key: **N** - SBR, **FR** - FRAS

Shaded items are made to order.
Lead time: 8 -10 weeks

CERAMIC STRIP CONFIGURATION



Strips Required = Pulley Diameter (in) x 3.14 ÷ 8, then round up.

Strip Selection

PULLEY DIAMETER		STRIPS REQ'D	PULLEY DIAMETER		STRIPS REQ'D
in.	mm		in.	mm	
12.6-15.0	320-381	6	42.6-45.0	1083-1145	18
15.1-17.5	382-445	7	45.1-47.5	1146-1210	19
17.6-20.0	446-510	8	47.6-50.1	1211-1273	20
20.1-22.5	511-573	9	50.2-52.6	1274-1336	21
22.6-25.0	574-636	10	52.7-55.1	1337-1400	22
25.1-27.5	637-700	11	55.2-57.6	1403-1463	23
27.6-30.0	701-764	12	57.7-60.1	1466-1527	24
30.1-32.5	765-827	13	60.2-62.6	1529-1590	25
32.6-35.0	828-891	14	62.7-65.1	1593-1654	26
35.1-37.5	892-955	15	65.2-67.6	1656-1717	27
37.6-40.0	956-1018	16	67.7-70.1	1720-1781	28
40.1-42.5	1019-1082	17	70.2-72.6	1783-1844	29

Specifications:

Temperature Rating
5°F to 185°F (-15°C to 85°C)

Ceramic Compound
Aluminum Oxide (Al₂O₃)

Rubber Compound
SBR (Styrene-Butadiene-Rubber)

Ceramic Hardness
83 HRA Rockwell Hardness Scale A

Rubber Hardness
68 ± 3 Shore A

39% Ceramic Coverage
Strips are 8" (200mm) wide

Product Notes:

- No wasted ceramic with easy-to-specify dimensions by using pulley or belt width.
- Constructed from individual ceramic tiles molded into high-durometer rubber for superior abrasion resistance.
- Horizontal grooves trap and deflect water.
- Molded ceramic buttons grip the belt's underside for positive traction and no slippage.

Product Ordering Information

Flex-Lag®
Full Ceramic Pulley Lagging

Flex-Lag® Full Ceramic Lagging - SBR Rubber

THICKNESS		BELT WIDTH		CERAMIC LENGTH		STRIP LENGTH		DIMPLED TILE		SMOOTH TILE	
in.	mm	in.	mm	in.	mm	in.	mm	ORDERING NUMBER	ITEM CODE	ORDERING NUMBER	ITEM CODE
1/2	12	18	450	18 1/2	460	34	860	CLN460/18.4-12	71111	CLN460/18.4-12S	79383
1/2	12	24	600	24	600	40	1000	CLN600/24-12	71112	CLN600/24-12S	79384
1/2	12	30	750	30 1/2	760	46	1160	CLN760/30.4-12	71113	CLN760/30.4-12S	79385
1/2	12	36	900	36	900	52	1300	CLN900/36-12	71115	CLN900/36-12S	79387
1/2	12	42	1050	42 1/2	1060	60	1500	CLN1060/42.4-12	71116	CLN1060/42.4-12S	79388
1/2	12	48	1200	48	1200	64	1600	CLN1200/48-12	71039	CLN1200/48-12S	79389
1/2	12	54	1350	54 1/2	1360	72	1800	CLN1360/54.4-12	71126	CLN1360/54.4-12S	79390
1/2	12	60	1500	60 3/4	1520	80	2000	CLN1520/60.8-12	71127	CLN1520/60.8-12S	79392
1/2	12	72	1800	72	1800	92	2300	CLN1800/72-12	71042	CLN1800/72-12S	79395
1/2	12	84	2100	84	2100	104	2600	CLN2100/84-12	71044	CLN2100/84-12S	79398


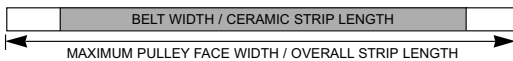
Flex-Lag® Full Ceramic Lagging - FRAS Rubber

THICKNESS		BELT WIDTH		CERAMIC LENGTH		STRIP LENGTH		DIMPLED TILE		SMOOTH TILE	
in.	mm	in.	mm	in.	mm	in.	mm	ORDERING NUMBER	ITEM CODE	ORDERING NUMBER	ITEM CODE
1/2	12	18	450	18 1/2	460	34	860	CLFR460/18.4-12	71118	CLFR460/18.4-12S	79406
1/2	12	24	600	24	600	40	1000	CLFR600/24-12	71119	CLFR600/24-12S	79407
1/2	12	30	750	30 1/2	760	46	1160	CLFR760/30.4-12	71120	CLFR760/30.4-12S	79408
1/2	12	36	900	36	900	52	1300	CLFR900/36-12	71122	CLFR900/36-12S	79410
1/2	12	42	1050	42 1/2	1060	60	1500	CLFR1060/42.4-12	71123	CLFR1060/42.4-12S	79411
1/2	12	48	1200	48	1200	64	1600	CLFR1200/48-12	71005	CLFR1200/48-12S	79412
1/2	12	54	1350	54 1/2	1360	72	1800	CLFR1360/54.4-12	A1636	CLFR1360/54.4-12S	79413
1/2	12	60	1500	60 3/4	1520	80	2000	CLFR1520/60.8-12	71009	CLFR1520/60.8-12S	79415
1/2	12	72	1800	72	1800	92	2300	CLFR1800/72-12	71079	CLFR1800/72-12S	79418
1/2	12	84	2100	84	2100	104	2600	CLFR2100/84-12	71082	CLFR2100/84-12S	79421

FRAS (Fire Resistant Anti Static) MSHA Certification # - MSHA NO. IC-190
Ordering Number Key: **N** - SBR, **FR** - FRAS

Shaded items are made to order.
Lead time: 8 -10 weeks

CERAMIC STRIP CONFIGURATION



Strips Required = Pulley Diameter (in) x 3.14 ÷ 8, then round up.

Strip Selection Chart

Pulley Diameter		Strips Req'd	Pulley Diameter		Strips Req'd
in.	mm		in.	mm	
12.6-15.0	320-381	6	42.6-45.0	1083-1145	18
15.1-17.5	382-445	7	45.1-47.5	1146-1210	19
17.6-20.0	446-510	8	47.6-50.1	1211-1273	20
20.1-22.5	511-573	9	50.2-52.6	1274-1336	21
22.6-25.0	574-636	10	52.7-55.1	1337-1400	22
25.1-27.5	637-700	11	55.2-57.6	1403-1463	23
27.6-30.0	701-764	12	57.7-60.1	1466-1527	24
30.1-32.5	765-827	13	60.2-62.6	1529-1590	25
32.6-35.0	828-891	14	62.7-65.1	1593-1654	26
35.1-37.5	892-955	15	65.2-67.6	1656-1717	27
37.6-40.0	956-1018	16	67.7-70.1	1720-1781	28
40.1-42.5	1019-1082	17	70.2-72.6	1783-1844	29

Special Offerings

PRODUCT	PRICE COMPARED TO NATURAL RUBBER
15mm Thickness	+5%
20mm Thickness	+7 1/2%
25mm Thickness	+15%

Specifications:

Temperature Rating
5°F to 185° F (-15° C to 85° C)

Rubber Compound
SBR (Styrene-Butadiene-Rubber)

Rubber Hardness
68 ± 3 Shore A

Ceramic Compound
Aluminum Oxide (Al₂O₃)

Ceramic Hardness
83 HRA Rockwell Hardness Scale A

80% Ceramic Coverage
Strips are 8" (200mm) wide

Product Ordering Information

Flex-Lag®
Adhesives and Toolbox

Flex-Lag® Adhesive/Activator/Primer

ORDERING NUMBER	DESCRIPTION	ITEM CODE	WEIGHT	VOLUME
FL-ADH-0.8	Adhesive	75017	1.6 lb. (0.7 Kg)	27.1 oz (0.8L)
FL-ACT	Activator	70186	0.1 lb. (40 g)	-
FL-PR-0.75	Primer	70189	1.6 lb. (0.7 Kg)	25.4 oz (0.75L)



Each Flex-Lag Adhesive is mixed with one Flex-Lag Activator. Refer to the usage chart below to calculate the number of cans required for your pulley. For sizes not included in the chart please contact Flexco Customer Service for assistance.

ADHESIVE 0.8L / ACTIVATOR 40g (1:1 ratio) (Covers 1,000 in²/645 m²)

In.		Face Width																				
		10	14	18	22	26	30	34	38	42	46	50	54	58	62	66	70	74	78	82	86	90
Pulley Diameter	mm	254	356	457	559	660	762	864	965	1067	1168	1270	1372	1473	1575	1676	1778	1880	1981	2083	2184	2286
	8	203	1	1	1	1	1	1	1	1	2	2	2	2	2	2	2	2	2	3	3	3
	12	305	1	1	1	1	1	2	2	2	2	2	2	3	3	3	3	3	3	4	4	4
	16	406	1	1	1	2	2	2	2	3	3	3	3	3	4	4	4	4	4	5	5	5
	20	508	1	1	2	2	2	2	3	3	3	3	4	4	4	4	5	5	5	6	6	6
	24	610	1	2	2	2	2	3	3	3	4	4	4	5	5	5	6	6	6	7	7	7
	28	711	1	2	2	2	3	3	3	4	4	5	5	5	6	6	6	7	7	7	8	8
	32	813	2	2	2	3	3	4	4	4	5	5	6	6	6	7	7	8	8	8	9	9
	36	914	2	2	3	3	3	4	4	5	5	6	6	7	7	8	8	8	9	9	10	10
	40	1016	2	2	3	3	4	4	5	5	6	6	7	7	8	8	9	9	10	10	11	11
	44	1118	2	2	3	4	4	5	5	6	6	7	7	8	8	9	9	10	10	11	11	12
	48	1219	2	3	3	4	4	5	6	6	7	7	8	9	9	10	10	11	12	12	13	13
	52	1321	2	3	3	4	5	5	6	7	7	8	9	9	10	11	11	12	13	13	14	15
56	1422	2	3	4	4	5	6	6	7	8	9	9	10	11	11	12	13	14	14	15	16	
60	1524	2	3	4	5	5	6	7	8	8	9	10	11	11	12	13	14	14	15	16	17	

PRIMER .75L (Covers 10,000 in²/6.45 m²)

In.		Face Width																				
		10	14	18	22	26	30	34	38	42	46	50	54	58	62	66	70	74	78	82	86	90
Pulley Diameter	mm	254	356	457	559	660	762	864	965	1067	1168	1270	1372	1473	1575	1676	1778	1880	1981	2083	2184	2286
	8	203	1	1	1	1	1	1	1	1	1	1	1	1	1	1	1	1	1	1	1	1
	12	305	1	1	1	1	1	1	1	1	1	1	1	1	1	1	1	1	1	1	1	1
	16	406	1	1	1	1	1	1	1	1	1	1	1	1	1	1	1	1	1	1	1	1
	20	508	1	1	1	1	1	1	1	1	1	1	1	1	1	1	1	1	1	1	1	1
	24	610	1	1	1	1	1	1	1	1	1	1	1	1	1	1	1	1	1	1	1	1
	28	711	1	1	1	1	1	1	1	1	1	1	1	1	1	1	1	1	1	1	1	1
	32	813	1	1	1	1	1	1	1	1	1	1	1	1	1	1	1	1	1	1	1	1
	36	914	1	1	1	1	1	1	1	1	1	1	1	1	1	1	1	1	1	1	1	2
	40	1016	1	1	1	1	1	1	1	1	1	1	1	1	1	1	1	1	1	2	2	2
	44	1118	1	1	1	1	1	1	1	1	1	1	1	1	1	1	1	1	2	2	2	2
	48	1219	1	1	1	1	1	1	1	1	1	1	1	1	1	1	2	2	2	2	2	2
	52	1321	1	1	1	1	1	1	1	1	1	1	1	1	2	2	2	2	2	2	2	2
56	1422	1	1	1	1	1	1	1	1	1	1	1	2	2	2	2	2	2	2	2	2	
60	1524	1	1	1	1	1	1	1	1	1	1	2	2	2	2	2	2	2	2	2	2	



Flex-Lag® Toolbox

ORDERING NUMBER	DESCRIPTION	ITEM CODE	WT. (LBS)
LAGGING-TB	with Power Tools	79080	32.0
LAGGING-TB2	without Power Tools	79099	20.0

Both Include:

- 25-ft measuring tape
- BCP location tool
- Chalk line
- Paint brushes (3)
- Lagging stitchers (3)
- White paint marker
- HD knife and replacement blades
- Bench brush
- Deadblow hammer

LAGGING-TB Also Includes:

- Air hammer kit
- 24-grit flap disc
- Rubber buffing disc
- Grinder
- Metal grinding disc
- Oscillating tool and accessories

Product Ordering Information



Strip Selection Chart

PULLEY DIAMETER		STRIPS REQUIRED
in.	mm	
16	400	8
18	450	9
24	600	12
30	750	15
36	900	18
42	1050	21
48	1200	24
54	1350	27
60	1500	30
72	1800	36

Strips Required = Pulley Diameter (in) ÷ 2, then round down.

Flex-Lag® Weld-on Diamond Lagging

SBR Rubber

Pulley Diameter 16" - 29" (400 - 725 mm)

BELT WIDTH		STRIP LENGTH		ORDERING NUMBER	ITEM CODE
in.	mm	in.	mm		
18	450	20	500	WND18-16	72169
24	600	26	650	WND24-16	72171
30	750	32	800	WND30-16	72173
36	900	38	950	WND36-16	72175
42	1050	44	1100	WND42-16	72177
48	1200	51	1275	WND48-16	72179
54	1350	57	1425	WND54-16	72181
60	1500	63	1575	WND60-16	72183
72	1800	75	1875	WND72-16	72185

SBR Rubber

Pulley Diameter 30" + (750 mm+)

BELT WIDTH		STRIP LENGTH		ORDERING NUMBER	ITEM CODE
in.	mm	in.	mm		
18	450	20	500	WND18-30	72170
24	600	26	650	WND24-30	72172
30	750	32	800	WND30-30	72174
36	900	38	950	WND36-30	72176
42	1050	44	1100	WND42-30	72178
48	1200	51	1275	WND48-30	72180
54	1350	57	1425	WND54-30	72182
60	1500	63	1575	WND60-30	72184
72	1800	75	1875	WND72-30	72186

FRAS Rubber

Pulley Diameter 16" - 29" (400 - 725 mm)

BELT WIDTH		STRIP LENGTH		ORDERING NUMBER	ITEM CODE
in.	mm	in.	mm		
18	450	20	500	WFRD18-16	72187
24	600	26	650	WFRD24-16	72189
30	750	32	800	WFRD30-16	72191
36	900	38	950	WFRD36-16	72193
42	1050	44	1100	WFRD42-16	72195
48	1200	51	1275	WFRD48-16	72197
54	1350	57	1425	WFRD54-16	72199
60	1500	63	1575	WFRD60-16	72201
72	1800	75	1875	WFRD72-16	72203

FRAS Rubber


Pulley Diameter 30" + (750 mm+)

BELT WIDTH		STRIP LENGTH		ORDERING NUMBER	ITEM CODE
in.	mm	in.	mm		
18	450	20	500	WFRD18-30	72188
24	600	26	650	WFRD24-30	72190
30	750	32	800	WFRD30-30	72192
36	900	38	950	WFRD36-30	72194
42	1050	44	1100	WFRD42-30	72196
48	1200	51	1275	WFRD48-30	72198
54	1350	57	1425	WFRD54-30	72200
60	1500	63	1575	WFRD60-30	72202
72	1800	75	1875	WFRD72-30	72204

FRAS (Fire Resistant Anti Static) MSHA Certification # - MSHA NO. IC-190

Product Ordering Information

Flex-Lag® Weld-On™ Ceramic Pulley Lagging



Strips Required = Pulley Diameter (in) ÷ 2, then round down.

Strip Selection Chart

PULLEY DIAMETER		STRIPS REQUIRED
in.	mm	
16	400	8
18	450	9
24	600	12
30	750	15
36	900	18
42	1050	21
48	1200	24
54	1350	27
60	1500	30
72	1800	36

Flex-Lag® Weld-on Full Ceramic Lagging

SBR Rubber

Pulley Diameter 16" - 29" (400 - 725 mm)

BELT WIDTH		STRIP LENGTH		ORDERING NUMBER	ITEM CODE
in.	mm	in.	mm		
18	450	20	500	WCLN18-16	71131
24	600	26	650	WCLN24-16	71132
30	750	32	800	WCLN30-16	71133
36	900	38	950	WCLN36-16	71135
42	1050	44	1100	WCLN42-16	71137
48	1200	51	1275	WCLN48-16	71139
54	1350	57	1425	WCLN54-16	71149
60	1500	63	1575	WCLN60-16	71165
72	1800	75	1875	WCLN72-16	71151

SBR Rubber

Pulley Diameter 30" + (750 mm+)

BELT WIDTH		STRIP LENGTH		ORDERING NUMBER	ITEM CODE
in.	mm	in.	mm		
24	600	26	650	WCLN24-30	71150
30	750	32	800	WCLN30-30	71134
36	900	38	950	WCLN36-30	71136
42	1050	44	1100	WCLN42-30	71138
48	1200	51	1275	WCLN48-30	71144
54	1350	57	1425	WCLN54-30	71145
60	1500	63	1575	WCLN60-30	71146
72	1800	75	1875	WCLN72-30	71147

Index by Item Code

ITEM CODE	ORDERING NUMBER	PAGE	ITEM CODE	ORDERING NUMBER	PAGE	ITEM CODE	ORDERING NUMBER	PAGE	ITEM CODE	ORDERING NUMBER	PAGE
PART #	ORDERING NUMBER	PAGE	61312	CLMFR1050/42-15	228	71131	WCLN18-16	232	73049	HSA8M	70
04140		226	61313	CLMFR1200/48-15	228	71132	WCLN24-16	232	73049	HSA8M	72
04143	900936	226	61314	CLMFR1350/54-15	228	71133	WCLN30-16	232	73049	HSA8M	74
04144	900948	226	61315	CLMFR1500/60-15	228	71134	WCLN30-30	232	73049	HSA8M	75
04145	900960	226	61316	CLMFR1800/72-15	228	71135	WCLN36-16	232	73049	HSA8M	147
04146	900972	226	61317	CLMFR2100/84-15	228	71136	WCLN36-30	232	73050	HPS8	147
04147	900984	226	61319	CLMFR6.5/21-15	227	71137	WCLN42-16	232	73063	HSA8L	70
04149	900CBK	226	62052	CLMN450/18-15S	228	71138	WCLN42-30	232	73063	HSA8L	72
04200	900924	226	62053	CLMN600/24-15S	228	71139	WCLN48-16	232	73063	HSA8L	74
26107	N6D3T-24-9-A45	171	62054	CLMN750/30-15S	228	71140	FLM-PC	223	73063	HSA8L	147
26108	N6D3T-30-11-A45	171	62055	CLMN900/36-15S	228	71141	FL-CP-I	223	73064	HSA8LL	70
26109	N6D3T-36-13-A45	171	62056	CLMN1050/42-15S	228	71141	FL-CP-I	223	73064	HSA8LL	72
26110	N6D3T-42-15-A45	171	62057	CLMN1200/48-15S	228	71144	WCLN48-30	232	73064	HSA8LL	74
26111	N6D3T-48-17-A45	171	62058	CLMN1350/54-15S	228	71145	WCLN54-30	232	73064	HSA8LL	147
26112	N6D3T-54-19-A45	171	62059	CLMN1500/60-15S	228	71146	WCLN60-30	232	73131	CBV-XS	164
26113	N6D3T-60-21-A45	171	62060	CLMN1800/72-15S	228	71147	WCLN72-30	232	73132	CBV-S	164
26114	N6D3T-72-25-A45	171	62061	CLMN2100/84-15S	228	71149	WCLN54-16	232	73133	CBV-M	164
26184	NI6D3T-24-9-A45	183	62063	CLMFR450/18-15S	228	71150	WCLN24-30	232	73134	CBV-L	164
26185	NI6D3T-30-11-A45	174	62064	CLMFR600/24-15S	228	71151	WCLN72-16	232	73156	PSA150	88
26186	NI6D3T-36-13-A45	174	62065	CLMFR750/30-15S	228	71152	25ND6.5/21	227	73156	PSA150	91
26187	NI6D3T-42-15-A45	183	62066	CLMFR900/36-15S	228	71155	12NDC6.5/21	227	73156	PSA150	108
26188	NI6D3T-48-17-A45	174	62067	CLMFR1050/42-15S	228	71159	12FRDC6.5/21	227	73156	PSA150	111
26189	NI6D3T-54-19-A45	174	62068	CLMFR1200/48-15S	228	71163	25NP6.5/21	227	73163	RBPRET	200
26190	NI6D3T-60-21-A45	183	62069	CLMFR1350/54-15S	228	71164	FL-CP-ISS	223	73163	RBPRET	207
26191	NI6D3T-72-25-A45	183	62070	CLMFR1500/60-15S	228	71165	WCLN60-16	232	73190	VBK-XS	164
30001	EBC1	226	62071	CLMFR1800/72-15S	228	71168	FL-PC-ISS	223	73190	VBK-XS	167
30002	EBC2	226	62072	CLMFR2100/84-15S	228	72129	20FRP6.5/21	227	73191	VBK-S	164
30003	EBC1-B	226	62216	CLMN6.5/21-15	227	72169	WND18-16	231	73191	VBK-S	167
30004	EBC2-B	226	70186	FL-ACT	230	72170	WND18-30	231	73192	VBK-M	164
30005	EBC1-DR	226	70189	FL-PR-0.75	230	72171	WND24-16	231	73192	VBK-M	167
30006	EBC2-DR	226	71002	10ND6.5/21	227	72172	WND24-30	231	73193	VBK-L	164
30007	EBC-EB	226	71004	12ND6.5/21	227	72173	WND30-16	231	73193	VBK-L	167
30008	EBC-H	226	71005	CLFR1200/48-12	229	72174	WND30-30	231	73399	VMBK	167
30018	CEBC1	226	71006	15ND6.5/21	227	72175	WND36-16	231	73400	VPS	167
30019	CEBC2	226	71008	20ND6.5/21	227	72176	WND36-30	231	73409	VPM	167
30373	LSHDCBS	226	71009	CLFR1520/60.8-12	229	72177	WND42-16	231	73410	VPL	167
30390	LSHD-RPK	226	71010	10NP6.5/21	227	72178	WND42-30	231	73438	PV72	88
30392	LSHDS	226	71012	12NP6.5/21	227	72179	WND48-16	231	73533	VCS	167
30393	LSHD30	226	71014	10FRD6.5/21	227	72180	WND48-30	231	73535	VMFXS	167
30394	LSHD36	226	71015	15FRP6.5/21	227	72181	WND54-16	231	73549	VMFS	167
30395	LSHD42	226	71016	12FRD6.5/21	227	72182	WND54-30	231	73626	PHA	91
30396	LSHD48	226	71017	15NP6.5/21	227	72183	WND60-16	231	73626	PHA	111
30397	LSHD54	226	71018	15FRD6.5/21	227	72184	WND60-30	231	73628	RSA150	92
30398	LSHD60	226	71019	20FRD6.5/21	227	72185	WND72-16	231	73628	RSA150	94
30399	LSHD72	226	71020	10FRP6.5/21	227	72186	WND72-30	231	73628	RSA150	95
30400	LSHDLP	226	71021	20NP6.5/21	227	72187	WFRD18-16	231	73628	RSA150	97
30408	LSHDB72-2	226	71022	12FRP6.5/21	227	72188	WFRD18-30	231	73628	RSA150	98
30414	LSHDB36-2	226	71039	CLN1200/48-12	229	72189	WFRD24-16	231	73628	RSA150	99
30418	LSHDB30-2	226	71042	CLN1800/72-12	229	72190	WFRD24-30	231	73628	RSA150	100
30421	LSHDB42-2	226	71044	CLN2100/84-12	229	72191	WFRD30-16	231	73628	RSA150	101
30423	LSHDB48-2	226	71052	FLSC-I	223	72192	WFRD30-30	231	73628	RSA150	105
30424	LSHDB54-2	226	71054	FLSC-I-50	223	72193	WFRD36-16	231	73628	RSA150	107
30430	LSHDB60-2	226	71055	FLSCM-I	223	72194	WFRD36-30	231	73628	RSA150	112
61294	CLMN450/18-15	228	71057	FL-PC-I	223	72195	WFRD42-16	231	73628	RSA150	115
61295	CLMN600/24-15	228	71058	FL-RPI	223	72196	WFRD42-30	231	73628	RSA150	116
61296	CLMN750/30-15	228	71058	FL-RPI	223	72197	WFRD48-16	231	73628	RSA150	119
61297	CLMN900/36-15	228	71060	FL-RBI	223	72198	WFRD48-30	231	73631	HVPT	72
61298	CLMN1050/42-15	228	71060	FL-RBI	223	72199	WFRD54-16	231	73631	HVPT	74
61299	CLMN1200/48-15	228	71076	7.5WLD3.3/11	227	72200	WFRD54-30	231	73631	HVPT	147
61300	CLMN1350/54-15	228	71077	7.5NLD3.3/11	227	72201	WFRD60-16	231	74037	VMFM	167
61301	CLMN1500/60-15	228	71079	CLFR1800/72-12	229	72202	WFRD60-30	231	74038	VMFL	167
61302	CLMN1800/72-15	228	71082	CLFR2100/84-12	229	72203	WFRD72-16	231	74100	HW-BC	146
61303	CLMN2100/84-15	228	71100	FLSCM-I-50	223	72204	WFRD72-30	231	74141	HTTS	146
61308	CLMFR450/18-15	228	71111	CLN460/18.4-12	229	73017	PP72	91	74307	HXF8SS	68
61309	CLMFR600/24-15	228	71112	CLN600/24-12	229	73024	PPS6	91	74307	HXF8SS	147
61310	CLMFR750/30-15	228	71113	CLN760/30.4-12	229	73047	HSA8SS	70	74313	STKHSS	147
61311	CLMFR900/36-15	228	71115	CLN900/36-12	229	73047	HSA8SS	72	74316	STKHSD	147
			71116	CLN1060/42.4-12	229	73047	HSA8SS	74	74389	CBV-72	164
			71118	CLFR460/18.4-12	229	73047	HSA8SS	75	74390	CBV-84	164
			71119	CLFR600/24-12	229	73047	HSA8SS	147	74391	CBV-96	164
			71120	CLFR760/30.4-12	229	73048	HSA8S	70	74395	VP72	167
			71122	CLFR900/36-12	229	73048	HSA8S	72	74396	VP84	167
			71123	CLFR1060/42.4-12	229	73048	HSA8S	74	74397	VP96	167
			71126	CLN1360/54.4-12	229	73048	HSA8S	75	74398	VMF72	167
			71127	CLN1520/60.8-12	229	73048	HSA8S	147			

Index by Item Code

ITEM CODE	ORDERING NUMBER	PAGE	ITEM CODE	ORDERING NUMBER	PAGE	ITEM CODE	ORDERING NUMBER	PAGE	ITEM CODE	ORDERING NUMBER	PAGE
74399	VMF84	167	74622	RC42	92	74840	HTV48M	75	75419	HVT8-S/S	74
74417	STJK	19	74623	RC48	92	74885	PTM30T	209	75419	HVT8-S/S	75
74417	STJK	122	74624	RC54	92	74886	PTM36T	209	75419	HVT8-S/S	147
74417	STJK	147	74625	RC60	92	74887	PTM42T	209	75513	PAB	79
74419	STTS	19	74626	RC72	92	74888	PTM48T	209	75513	PAB	91
74419	STTS	122	74641	RV-72	92	74889	PTM54T	209	75513	PAB	94
74419	STTS	147	74689	HXF8S	68	74890	PTM60T	209	75513	PAB	111
74440	VMF96	167	74689	HXF8S	147	74891	PTMHD54T	209	75513	PAB	115
74448	UFB18	120	74690	HXF8M	68	74892	PTMHD60T	209	75513	PAB	130
74449	UFB24	120	74690	HXF8M	147	74893	PTMHD72T	209	75513	PAB	148
74450	UFB30	120	74691	HXF8L	68	74894	PTMHD84T	209	75522	RBPFK-S	200
74451	UFB36	120	74691	HXF8L	147	74895	PTMSD72T	209	75523	RBPFK-M	200
74452	UFB42	120	74692	RDP1-S	165	74896	PTMSD84T	209	75524	RBPFK-L	200
74453	UFB48	120	74693	RDP1-M	165	74897	PTMSD96T	209	75525	RBPFK-XL	200
74454	UFB54	120	74694	RDP1-L	165	74898	PTMSD120T	209	75526	RBPMBK	200
74455	UFB60	120	74695	RDP1-XL	165	74899	PTM30R	209	75527	RBPIT-S	200
74456	UFB72	120	74698	RDPMBK	167	74900	PTM36R	209	75528	RBPIT-M	200
74457	VBK-72	164	74699	RDPBK-S	165	74901	PTM42R	209	75529	RBPIT-L	200
74457	VBK-72	167	74699	RDPBK-S	167	74902	PTM48R	209	75530	RBPIT-XL	200
74458	VBK-84	164	74700	RDPBK-M	165	74903	PTM54R	209	75531	MFASK	213
74458	VBK-84	167	74700	RDPBK-M	167	74904	PTM60R	209	75565	HSAS8SS	147
74459	VBK-96	164	74701	RDPBK-L	165	74905	PTMHD54R	209	75566	RDPF-S	167
74459	VBK-96	167	74701	RDPBK-L	167	74906	PTMHD60R	209	75567	RDPF-M	167
74460	UFB84	120	74702	RDPBK-XL	165	74907	PTMHD72R	209	75568	RDPF-L	167
74502	HDT5	19	74702	RDPBK-XL	167	74908	PTMHD84R	209	75569	RDPF-XL	167
74502	HDT5	122	74705	RDPMSK	167	74909	PTMSD72R	209	75570	VUBK-XS	164
74502	HDT5	147	74709	SPK18	141	74910	PTMSD84R	209	75571	VUBK-S	164
74504	STKD	147	74710	SPK24	141	74911	PTMSD96R	209	75572	VUBK-M	164
74505	STKS	147	74711	SPK30	141	74912	PTMSD120R	209	75573	VUBK-L	164
74534	ISC	148	74712	SPK36	141	74914	MSR	213	75574	VUBK-72	164
74535	ICT6	76	74713	SPK42	141	74915	MSRSD	213	75575	VUBK-84	164
74535	ICT6	77	74714	SPK48	141	74916	PMSMK	213	75576	VUBK-96	164
74535	ICT6	79	74715	SPK54	141	74917	PMSMKSD	213	75578	SPMK2	141
74535	ICT6	88	74716	SPK60	141	74918	MAK	213	75579	SPMK3	141
74535	ICT6	89	74717	SPK72	141	74919	MAKHD	213	75583	PTM24T	209
74535	ICT6	91	74718	SPKHD72	141	74920	MAKSD	213	75584	PTM24R	209
74535	ICT6	92	74719	SPKHD84	141	74921	MORK	213	75588	PLSC18	89
74535	ICT6	94	74720	SPKHD96	141	74921	MORK	214	75589	PLSC24	89
74535	ICT6	95	74721	SPKHD120	141	74922	MORKSD	213	75590	PLSC30	89
74535	ICT6	97	74734	SPCP	141	74922	MORKSD	214	75591	PLSC36	89
74535	ICT6	98	74742	SPBV	141	74923	MCRK	212	75592	PLSC42	89
74535	ICT6	99	74743	SPYS	141	74923	MCRK	213	75593	PLSC48	89
74535	ICT6	101	74744	SPPR	141	74923	MCRK	214	75594	PLSC54	89
74535	ICT6	105	74745	SPH10	141	74924	MCRKSD	213	75595	PLSP18	91
74535	ICT6	107	74746	SPN	141	74924	MCRKSD	214	75596	PLSP24	91
74535	ICT6	108	74747	SPG	141	74925	MCB	212	75597	PLSP30	91
74535	ICT6	111	74748	SPPN	141	74925	MCB	213	75598	PLSP36	91
74535	ICT6	112	74771	HSSTS	74	74925	MCB	214	75599	PLSP42	91
74535	ICT6	115	74771	HSSTS	147	74926	MCBSD	213	75600	PLSP48	91
74535	ICT6	116	74772	HSSCS	74	74926	MCBSD	214	75601	PLSP54	91
74535	ICT6	119	74772	HSSCS	147	74927	MCSK	212	75610	EZP1-212	11
74535	ICT6	148	74773	PSSS	91	74927	MCSK	213	75611	EZP1-218	11
74550	HDARK	147	74773	PSSS	97	74927	MCSK	214	75612	EZP1-224	11
74558	RBPTS-S	198	74773	PSSS	101	74928	MCSKHD	212	75613	EZP1-230	11
74559	RBPTS-M	198	74773	PSSS	105	74928	MCSKHD	213	75614	EZP1-236	11
74560	RBPTS-L	198	74773	PSSS	107	74928	MCSKHD	214	75615	EZP1-242	11
74561	RBPTS-XL	198	74774	ELT	146	74929	MCSKSD	213	75616	EZP1-248	11
74562	RBPSR-S	200	74775	STJM	19	74929	MCSKSD	214	75617	EZP1-254	11
74563	RBPSR-M	200	74775	STJM	122	74930	MCS	212	75618	EZP1-260	11
74564	RBPSR-L	200	74775	STJM	147	74930	MCS	213	75619	EZP1P12	19
74565	RBPSR-XL	200	74776	HBTk	147	74930	MCS	214	75619	EZP1P12	20
74566	PC18	88	74821	HTV18SS	75	74931	MCSHD	212	75620	EZP1P18	19
74567	PC24	88	74822	HTV24SS	75	74931	MCSHD	213	75620	EZP1P18	20
74568	PC30	88	74823	HTV30SS	75	74931	MCSHD	214	75621	EZP1P24	19
74569	PC36	88	74824	HTV36SS	75	74932	MCSSD	213	75621	EZP1P24	20
74570	PC42	88	74825	HTV42SS	75	74932	MCSSD	214	75622	EZP1P30	19
74571	PC48	88	74826	HTV48SS	75	74941	SRBK	144	75622	EZP1P30	20
74572	PC54	88	74828	HTV18S	75	74952	SPKHD42	141	75623	EZP1P36	19
74573	PC60	88	74829	HTV24S	75	74953	SPKHD48	141	75623	EZP1P36	20
74574	PC72	88	74830	HTV30S	75	74954	SPKHD54	141	75624	EZP1P42	19
74612	RP-72	94	74831	HTV36S	75	74955	SPKHD60	141	75624	EZP1P42	20
74618	RC18	92	74832	HTV42S	75	74982	VMLK	167	75625	EZP1P48	19
74619	RC24	92	74833	HTV48S	75	74983	VSC	167	75625	EZP1P48	20
74620	RC30	92	74838	HTV36M	75	75017	FL-ADH-0.8	230	75626	EZP1P54	19
74621	RC36	92	74839	HTV42M	75	75419	HVT8-S/S	70	75626	EZP1P54	20

Index by Item Code

ITEM CODE	ORDERING NUMBER	PAGE	ITEM CODE	ORDERING NUMBER	PAGE	ITEM CODE	ORDERING NUMBER	PAGE	ITEM CODE	ORDERING NUMBER	PAGE
75627	EZP1P60	19	75666	EZS2MBK	79	75831	MSPBPK	126	75901	HFC2	74
75627	EZP1P60	20	75666	EZS2MBK	91	75832	RMC1-PP	222	75901	HFC2	147
75628	CRB10	16	75666	EZS2MBK	94	75833	RMC1-50	222	75902	HXFC2	74
75628	CRB10	22	75666	EZS2MBK	111	75834	RMC1-LS	222	75902	HXFC2	147
75628	CRB10	37	75666	EZS2MBK	115	75835	RMC1LS-PL	222	75905	AWTB	47
75628	CRB10	151	75666	EZS2MBK	130	75836	RMC1-LSP	222	75905	AWTB	55
75629	CRB16	16	75666	EZS2MBK	148	75843	STS-S	87	75905	AWTB	60
75629	CRB16	22	75771	EZP1-272	11	75843	STS-S	97	75906	AWTMB	47
75629	CRB16	37	75772	EZP1P72	19	75843	STS-S	105	75906	AWTMB	55
75629	CRB16	151	75772	EZP1P72	20	75843	STS-S	106	75906	AWTMB	60
75630	CRB22	16	75773	CRB70	16	75843	STS-S	126	75907	AWTA	47
75630	CRB22	22	75773	CRB70	22	75843	STS-S	133	75907	AWTA	55
75630	CRB22	37	75773	CRB70	37	75844	STS-B	87	75907	AWTA	60
75630	CRB22	151	75773	CRB70	151	75844	STS-B	97	75909	AWTHK	47
75631	CRB28	16	75774	EZP1-872	11	75844	STS-B	105	75909	AWTHK	55
75631	CRB28	22	75775	CRB64	16	75844	STS-B	106	75909	AWTHK	60
75631	CRB28	37	75775	CRB64	22	75844	STS-B	126	75910	MHS-24	99
75631	CRB28	151	75775	CRB64	37	75844	STS-B	133	75911	MHS-30	99
75632	CRB34	16	75778	FLSC-ISS	223	75845	QMTS-P	19	75912	MHS-36	99
75632	CRB34	22	75779	EZP1-818	11	75845	QMTS-P	39	75913	MHS-42	99
75632	CRB34	37	75780	EZP1-824	11	75845	QMTS-P	47	75914	MHS-48	99
75632	CRB34	151	75781	EZP1-830	11	75845	QMTS-P	67	75915	MHS-54	99
75633	CRB40	16	75782	EZP1-836	11	75845	QMTS-P	74	75916	MHS-60	99
75633	CRB40	22	75783	EZP1-842	11	75845	QMTS-P	122	75917	MHS-72	99
75633	CRB40	37	75784	EZP1-848	11	75846	STS-W	97	75918	MHSP-24	97
75633	CRB40	151	75785	EZP1-854	11	75846	STS-W	105	75918	MHSP-24	105
75634	CRB46	16	75786	EZP1-860	11	75846	STS-W	106	75919	MHSP-30	97
75634	CRB46	22	75787	MSP-224	34	75846	STS-W	126	75919	MHSP-30	105
75634	CRB46	37	75788	MSP-230	34	75846	STS-W	133	75920	MHSP-36	97
75634	CRB46	151	75789	MSP-236	34	75847	STAK	105	75920	MHSP-36	105
75635	CRB52	16	75790	MSP-242	34	75847	STAK	107	75921	MHSP-42	97
75635	CRB52	22	75791	MSP-248	34	75847	STAK	119	75921	MHSP-42	105
75635	CRB52	37	75792	MSP-254	34	75847	STAK	126	75922	MHSP-48	97
75635	CRB52	151	75793	MSP-260	34	75868	MDWS-24	123	75922	MHSP-48	105
75636	CRB58	16	75794	MSP-272	34	75869	MDWS-30	123	75923	MHSP-54	97
75636	CRB58	22	75795	MSP-824	34	75870	MDWS-36	123	75923	MHSP-54	105
75636	CRB58	37	75796	MSP-830	34	75871	MDWS-42	123	75924	MHSP-60	97
75636	CRB58	151	75797	MSP-836	34	75872	MDWS-48	123	75924	MHSP-60	105
75637	EZP1MPK	19	75798	MSP-842	34	75873	MDWS-54	123	75925	MHSP-72	97
75641	EZP1PL	19	75799	MSP-848	34	75874	MDWS-60	123	75925	MHSP-72	105
75641	EZP1PL	20	75800	MSP-854	34	75875	MDWS-72	123	75927	PFC	105
75641	EZP1PL	147	75801	MSP-860	34	75883	DWP-72	126	75927	PFC	119
75642	EZP1BP	19	75802	MSP-872	34	75884	CDWB24	123	75929	MHCP-24S	56
75642	EZP1BP	20	75803	MSPP24	39	75885	CDWB30	123	75930	MHCP-30S	56
75642	EZP1BP	151	75804	MSPP30	39	75886	CDWB36	123	75931	MHCP-36S	56
75642	EZP1BP	155	75804	MSPP30	126	75887	CDWB42	123	75932	MHCP-42S	56
75642	EZP1BP	156	75805	MSPP36	39	75888	CDWB48	123	75933	MHCP-48S	56
75643	EZS2-18	76	75805	MSPP36	126	75889	CDWB54	123	75934	MHCP-54S	56
75644	EZS2-24	76	75806	MSPP42	39	75890	CDWB60	123	75935	MHCP-60S	56
75645	EZS2-30	76	75806	MSPP42	126	75891	CDWB72	123	75936	MHCP-72S	56
75646	EZS2-36	76	75807	MSPP48	39	75892	STAKHD	105	75945	MHCP-BPA24	58
75647	EZS2-42	76	75807	MSPP48	126	75892	STAKHD	107	75946	MHCP-BPA30	58
75648	EZS2-48	76	75808	MSPP54	39	75892	STAKHD	119	75947	MHCP-BPA36	58
75649	EZS2-54	76	75808	MSPP54	126	75892	STAKHD	126	75948	MHCP-BPA42	58
75650	EZS2-60	76	75809	MSPP60	39	75896	PSTA	39	75949	MHCP-BPA48	58
75651	EZS2-72	76	75809	MSPP60	126	75896	PSTA	47	75950	MHCP-BPA54	58
75652	EZS2P18	79	75810	MSPP72	39	75896	PSTA	55	75951	MHCP-BPA60	58
75652	EZS2P18	148	75811	MSPMPK	39	75896	PSTA	60	75952	MHCP-BPA72	58
75653	EZS2P24	79	75811	MSPMPK	47	75896	PSTA	67	75953	MHCP-BCK24	58
75653	EZS2P24	148	75811	MSPMPK	67	75896	PSTA	74	75954	MHCP-BCK30	58
75654	EZS2P30	79	75811	MSPMPK	74	75896	PSTA	122	75955	MHCP-BCK36	58
75654	EZS2P30	148	75816	MSPPL	39	75897	PTPK	55	75956	MHCP-BCK42	58
75655	EZS2P36	79	75816	MSPPL	67	75897	PTPK	60	75957	MHCP-BCK48	58
75655	EZS2P36	148	75816	MSPPL	74	75898	PSTS-W	39	75958	MHCP-BCK54	58
75656	EZS2P42	79	75817	RMC1	222	75898	PSTS-W	47	75959	MHCP-BCK60	58
75656	EZS2P42	148	75819	RMC1-CP	222	75898	PSTS-W	55	75960	MHCP-BCK72	58
75657	EZS2P48	79	75820	RMC1-CB	222	75898	PSTS-W	60	75961	MHP-CP24	60
75657	EZS2P48	148	75820	RMC1-CB	224	75898	PSTS-W	67	75962	MHP-CP30	60
75658	EZS2P54	79	75821	RMC1-PL	222	75898	PSTS-W	74	75963	MHP-CP36	60
75658	EZS2P54	148	75830	MMBK	34	75898	PSTS-W	122	75964	MHP-CP42	60
75659	EZS2P60	79	75830	MMBK	41	75899	PSTS-S	47	75965	MHP-CP48	60
75659	EZS2P60	148	75830	MMBK	49	75899	PSTS-S	55	75966	MHP-CP54	60
75660	EZS2P72	79	75830	MMBK	56	75899	PSTS-S	60	75967	MHP-CP60	60
75660	EZS2P72	148	75830	MMBK	137	75899	PSTS-S	67	75968	MHP-CP72	60
75661	FFCK	79	75831	MSPBPK	39	75899	PSTS-S	74	75978	SSRB	60

Index by Item Code

ITEM CODE	ORDERING NUMBER	PAGE	ITEM CODE	ORDERING NUMBER	PAGE	ITEM CODE	ORDERING NUMBER	PAGE	ITEM CODE	ORDERING NUMBER	PAGE
75979	HXF2-SS	68	76075	QMT-W	47	76141	HXF2-36SS	68	76296	HXF2-36M	68
75979	HXF2-SS	74	76075	QMT-W	67	76142	HXF2-42SS	68	76297	HXF2-36L	68
75979	HXF2-SS	147	76075	QMT-W	74	76143	HXF2-48SS	68	76298	HXF2-42S	68
75980	HXF2-S	68	76083	SATB	106	76144	HXF2-54SS	68	76299	HXF2-42M	68
75980	HXF2-S	74	76083	SATB	126	76145	HXF2-60S	68	76300	HXF2-42L	68
75980	HXF2-S	147	76083	SATB	133	76146	HXF2-72S	68	76301	HXF2-48S	68
75981	HXF2-M	68	76084	SATHB	106	76169	MHS-18V	99	76302	HXF2-48M	68
75981	HXF2-M	74	76084	SATHB	126	76170	MHS-24V	99	76303	HXF2-48L	68
75981	HXF2-M	147	76084	SATHB	133	76171	MHS-30V	99	76304	HXF2-54S	68
75982	HXF2-L	68	76085	HTS18	77	76172	MHS-36V	99	76305	HXF2-54M	68
75982	HXF2-L	74	76086	HTS24	77	76173	MHS-42V	99	76306	HXF2-54L	68
75982	HXF2-L	147	76087	HTS30	77	76174	MHS-48V	99	76307	HXF2-60M	68
75985	RBQC1HD-12	152	76088	HTS36	77	76175	MHS-54V	99	76308	HXF2-60L	68
75986	RBQC1HD-18	152	76089	HTS42	77	76176	MHS-60V	99	76309	HXF2-72M	68
75987	RBQC1HD-24	152	76090	HTS48	77	76177	MHS-72V	99	76310	HXF2-72L	68
75988	RBQC1HD-30	152	76091	HTS54	77	76178	MHSP-18	97	76392	MHP-EP	47
75989	RBQC1HD-36	152	76092	HTS60	77	76178	MHSP-18	105	76392	MHP-EP	55
75990	RBQC1HD-42	152	76093	HTS72	77	76190	HV-18S	70	76392	MHP-EP	60
75991	RBQC1HD-48	152	76094	HTSCK	77	76191	HV-18M	70	76392	MHP-EP	111
75992	RBQC1HD-54	152	76094	HTSCK	79	76192	HV-24S	70	76392	MHP-EP	115
75993	RBQC1HD-66	152	76096	QMTPAK	39	76193	HV-24M	70	76392	MHP-EP	119
75995	RBAGS-16	155	76096	QMTPAK	47	76194	HV-30S	70	76393	MHCP-CH	60
75996	RBAGS-22	155	76096	QMTPAK	67	76195	HV-30M	70	76394	MHCP-BS	60
75997	RBAGS-28	155	76096	QMTPAK	74	76196	HV-36S	70	76399	HOBK	67
75998	RBAGS-34	155	76096	QMTPAK	122	76197	HV-36M	70	76399	HOBK	74
75999	RBAGS-40	155	76097	QMTBK-P	39	76198	HV-36L	70	76403	EST-P	19
76024	MAPEK	137	76097	QMTBK-P	40	76199	HV-42S	70	76404	EST-S	19
76025	MCBK	212	76097	QMTBK-P	47	76205	RVT6-S/S	107	76405	EST-B	19
76025	MCBK	213	76097	QMTBK-P	48	76249	RSA	94	76406	ESTAK-EST	19
76025	MCBK	214	76097	QMTBK-P	67	76249	RSA	115	76406	ESTAK-EST	122
76026	MCBKHD	212	76097	QMTBK-P	74	76251	HV-42M	70	76407	ESPSBK	19
76026	MCBKHD	213	76098	QMTBK-VV	39	76252	HV-42L	70	76408	ESPSBK	19
76026	MCBKHD	214	76098	QMTBK-VV	40	76253	HV-42LL	70	76409	ESPRK	19
76027	MCBKSD	213	76098	QMTBK-VV	47	76254	HV-48S	70	76409	ESPRK	122
76027	MCBKSD	214	76098	QMTBK-VV	48	76255	HV-48M	70	76410	ESBK-PS	19
76028	RBAGS-46	155	76098	QMTBK-VV	55	76256	HV-48L	70	76410	ESBK-PS	122
76029	RBAGS-52	155	76098	QMTBK-VV	60	76257	HV-48LL	70	76411	ESBK-B	19
76030	RBAGS-58	155	76098	QMTBK-VV	67	76258	HV-54M	70	76412	ESS-S	19
76031	RBAGS-70	155	76098	QMTBK-VV	74	76259	HV-54L	70	76412	ESS-S	122
76032	RBAS4-18	158	76098	QMTBK-VV	122	76260	HV-54LL	70	76413	ESS-B	19
76033	RBAS4-24	158	76099	QMTPSBK	39	76261	HV-60M	70	76414	RMC1-BCP	222
76034	RBAS4-30	158	76099	QMTPSBK	47	76262	HV-60L	70	76415	RMC1-BPP	222
76035	RBAS4-36	158	76099	QMTPSBK	67	76263	HV-60LL	70	76415	RMC1-BPP	224
76036	RBAS4-42	158	76099	QMTPSBK	74	76264	HV-72M	70	76416	VAK	167
76037	RBAS4-48	158	76099	QMTPSBK	122	76265	HV-72L	70	76418	EZP10TK1	19
76038	RBAS4-54	158	76101	HV-18SS	70	76266	HV-72LL	70	76419	EZP10TK2	19
76039	RBAS4-60	158	76102	HV-24SS	70	76267	HVP-18M	72	76450	MMP-624	41
76040	RBAS4-72	158	76103	HV-30SS	70	76268	HVP-18L	72	76451	MMP-630	41
76041	RBAER-10	159	76104	HV-36SS	70	76269	HVP-24M	72	76452	MMP-636	41
76042	RBAER-16	159	76105	HV-42SS	70	76270	HVP-24L	72	76453	MMP-642	41
76043	RBAER-22	159	76106	HV-48SS	70	76271	HVP-30M	72	76454	MMP-648	41
76044	RBAER-28	159	76107	HV-54S	70	76272	HVP-30L	72	76455	MMP-654	41
76045	RBAER-34	159	76108	HV-60S	70	76273	HVP-36M	72	76456	MMP-660	41
76046	RBAER-40	159	76109	HV-72S	70	76274	HVP-36L	72	76457	MMP-672	41
76047	RBAER-46	159	76110	H78P18	74	76275	HVP-42M	72	76458	MMPCP24	47
76048	RBAER-52	159	76111	H78P24	74	76276	HVP-42L	72	76458	MMPCP24	55
76049	RBAER-58	159	76112	H78P30	74	76277	HVP-48M	72	76459	MMPCP30	47
76050	RBAER-70	159	76113	H78P36	74	76278	HVP-48L	72	76459	MMPCP30	55
76069	AWTNCB	47	76114	H78P42	74	76279	HVP-48LL	72	76460	MMPCP36	47
76069	AWTNCB	55	76115	H78P48	74	76280	HVP-54M	72	76460	MMPCP36	55
76069	AWTNCB	60	76116	H78P54	74	76281	HVP-54L	72	76461	MMPCP42	47
76071	SSTSMB	99	76117	H78P60	74	76282	HVP-54LL	72	76461	MMPCP42	55
76071	SSTSMB	123	76118	H78P72	74	76283	HVP-60M	72	76462	MMPCP48	47
76071	SSTSMB	137	76124	HVP-18S	72	76284	HVP-60L	72	76462	MMPCP48	55
76072	SSTLMB	99	76125	HVP-24S	72	76285	HVP-60LL	72	76463	MMPCP54	47
76072	SSTLMB	123	76126	HVP-30S	72	76286	HVP-72M	72	76463	MMPCP54	55
76072	SSTLMB	137	76127	HVP-36S	72	76287	HVP-72L	72	76464	MMPCP60	47
76073	SSTOTA	99	76128	HVP-42S	72	76288	HVP-72LL	72	76464	MMPCP60	55
76073	SSTOTA	123	76129	HVP-48S	72	76289	HXF2-18S	68	76465	MMPCP72	47
76073	SSTOTA	137	76130	HVP-54S	72	76290	HXF2-18M	68	76465	MMPCP72	55
76074	QMT-P	39	76131	HVP-60S	72	76291	HXF2-24S	68	76466	MMPBPK	47
76074	QMT-P	47	76132	HVP-72S	72	76292	HXF2-24M	68	76466	MMPBPK	154
76074	QMT-P	67	76138	HXF2-18SS	68	76293	HXF2-30S	68	76469	FL-M	225
76074	QMT-P	74	76139	HXF2-24SS	68	76294	HXF2-30M	68	76470	FL-L	225
76075	QMT-W	39	76140	HXF2-30SS	68	76295	HXF2-36S	68	76472	FLEL-M	225

Index by Item Code

ITEM CODE	ORDERING NUMBER	PAGE	ITEM CODE	ORDERING NUMBER	PAGE	ITEM CODE	ORDERING NUMBER	PAGE	ITEM CODE	ORDERING NUMBER	PAGE
76473	FLEL-L	225	76596	CRB-HT28	37	76672	CBC42	130	76808	MMPCP84	55
76474	FLELP	225	76597	CRB-HT34	16	76673	CBC48	130	76809	MHCP-BPA84	58
76476	FLTW-M	225	76597	CRB-HT34	22	76674	CBC54	130	76810	MHCP-BCK84	58
76477	FLTW-L	225	76597	CRB-HT34	37	76675	CBC60	130	76811	MHP-CP84	60
76478	FLRP	225	76598	CRB-HT40	16	76692	CPB	130	76812	MHCP-2BC84	60
76479	FLCP	225	76598	CRB-HT40	22	76695	MSPP66	126	76814	MHSP-84	105
76481	FLRLB-L	225	76598	CRB-HT40	37	76697	TRB78	45	76815	DWP-84	126
76482	FLRLB-M	225	76599	CRB-HT46	16	76697	TRB78	154	76816	DRXL-24-420	188
76483	QMT-G	39	76599	CRB-HT46	22	76712	UTC18	120	76817	DRXL-30-420	188
76483	QMT-G	47	76599	CRB-HT46	37	76713	UTC24	120	76818	DRXL-36-420	188
76484	QMTS-G	39	76600	CRB-HT52	16	76714	UTC30	120	76819	DRXL-42-420	188
76484	QMTS-G	47	76600	CRB-HT52	22	76715	UTC36	120	76820	DRXL-48-420	188
76485	TRB18	45	76600	CRB-HT52	37	76716	UTC42	120	76821	DRXL-54-420	188
76485	TRB18	154	76601	CRB-HT58	16	76717	UTC48	120	76822	DRXL-60-420	188
76486	TRB24	45	76601	CRB-HT58	22	76718	UTC54	120	76823	DRXL-72-420	188
76486	TRB24	154	76601	CRB-HT58	37	76719	UTC60	120	76824	DRXL-24-520	188
76487	TRB30	45	76602	CRB-HT64	16	76720	UTC72	120	76825	DRXL-30-520	188
76487	TRB30	154	76602	CRB-HT64	22	76721	UTC84	120	76826	DRXL-36-520	188
76488	TRB36	45	76602	CRB-HT64	37	76724	UTF18	120	76827	DRXL-42-520	188
76488	TRB36	154	76603	CRB-HT70	16	76725	UTF24	120	76828	DRXL-48-520	188
76489	TRB42	45	76603	CRB-HT70	22	76726	UTF30	120	76829	DRXL-54-520	188
76489	TRB42	154	76603	CRB-HT70	37	76727	UTF36	120	76830	DRXL-60-520	188
76490	TRB48	45	76613	MHS-24R	101	76728	UTF42	120	76831	DRXL-72-520	188
76490	TRB48	154	76614	MHS-30R	101	76729	UTF48	120	76832	DRXL-24-435	188
76491	TRB54	45	76615	MHS-36R	101	76730	UTF54	120	76833	DRXL-30-435	188
76491	TRB54	154	76616	MHS-42R	101	76731	UTF60	120	76834	DRXL-36-435	188
76492	TRB60	45	76617	MHS-48R	101	76732	UTF72	120	76835	DRXL-42-435	188
76492	TRB60	154	76618	MHS-54R	101	76733	UTF84	120	76836	DRXL-48-435	188
76493	TRB66	45	76619	MHS-60R	101	76748	URCB18/450	120	76837	DRXL-54-435	188
76493	TRB66	154	76620	MHS-72R	101	76749	URCB24/600	120	76838	DRXL-60-435	188
76494	TRB72	45	76621	MHS-84R	101	76750	URCB30/750	120	76839	DRXL-72-435	188
76494	TRB72	154	76622	PFRS	101	76751	URCB36/900	120	76840	DRXL-24-535	188
76537	MMPK	34	76622	PFRS	105	76752	URCB42/1050	120	76841	DRXL-30-535	188
76537	MMPK	41	76622	PFRS	107	76753	URCB48/1200	120	76842	DRXL-36-535	188
76537	MMPK	49	76622	PFRS	116	76754	URCB54/1350	120	76843	DRXL-42-535	188
76537	MMPK	56	76636	SSTBK-W	105	76755	URCB60/1500	120	76844	DRXL-48-535	188
76537	MMPK	137	76636	SSTBK-W	107	76756	URCB72/1800	120	76845	DRXL-54-535	188
76538	RMC1-LSBPP	222	76636	SSTBK-W	126	76757	URCB84/2100	120	76846	DRXL-60-535	188
76540	QMTBK-G	39	76636	SSTBK-W	133	76772	USP18/450	122	76847	DRXL-72-535	188
76540	QMTBK-G	40	76637	SSTBK-B	105	76773	USP24/600	122	76848	DRXM-24-420	190
76540	QMTBK-G	47	76637	SSTBK-B	107	76774	USP30/750	122	76849	DRXM-30-420	190
76540	QMTBK-G	48	76637	SSTBK-B	126	76775	USP36/900	122	76850	DRXM-36-420	190
76551	MMP-1230	41	76637	SSTBK-B	133	76776	USP42/1050	122	76851	DRXM-42-420	190
76552	MMP-1236	41	76638	MHCP-2BC24	60	76777	USP48/1200	122	76852	DRXM-48-420	190
76553	MMP-1242	41	76639	MHCP-2BC30	60	76778	USP54/1350	122	76853	DRXM-54-420	190
76554	MMP-1248	41	76640	MHCP-2BC36	60	76779	USP60/1500	122	76854	DRXM-60-420	190
76555	MMP-1254	41	76641	MHCP-2BC42	60	76780	USP72/1800	122	76855	DRXM-72-420	190
76556	MMP-1260	41	76642	MHCP-2BC48	60	76781	USP84/2100	122	76856	DRXM-24-520	190
76557	MMP-1272	41	76643	MHCP-2BC54	60	76784	UPSBK	122	76857	DRXM-30-520	190
76558	RMC2-FS-1	224	76644	MHCP-2BC60	60	76785	UPBK	122	76858	DRXM-36-520	190
76559	RMC2-FSAPK	224	76645	MHCP-2BC72	60	76788	ABU	122	76859	DRXM-42-520	190
76560	PFC-SS	105	76646	MHS-18RV	101	76788	ABU	122	76860	DRXM-48-520	190
76560	PFC-SS	107	76647	MHS-24RV	101	76789	UMBK	122	76861	DRXM-54-520	190
76570	RB6SA	160	76648	MHS-30RV	101	76789	UMBK	122	76862	DRXM-60-520	190
76571	RB6DH	161	76649	MHS-36RV	101	76790	USPK	122	76863	DRXM-72-520	190
76572	RBAGSCM-16	156	76650	MHS-42RV	101	76790	USPK	122	76864	DRXM-24-435	190
76573	RBAGSCM-22	156	76651	MHS-48RV	101	76791	UHSPK	122	76865	DRXM-30-435	190
76574	RBAGSCM-28	156	76652	MHS-54RV	101	76791	UHSPK	122	76866	DRXM-36-435	190
76575	RBAGSCM-34	156	76653	MHS-60RV	101	76792	USMK	122	76867	DRXM-42-435	190
76576	RBAGSCM-40	156	76654	MHS-72RV	101	76792	USMK	122	76868	DRXM-48-435	190
76577	RBAGSCM-46	156	76655	RBAER-44	159	76793	UHMK	122	76869	DRXM-54-435	190
76578	RBAGSCM-52	156	76658	HTF212	13	76793	UHMK	122	76870	DRXM-60-435	190
76579	RBAGSCM-58	156	76659	HTF218	13	76794	UST-P	122	76871	DRXM-72-435	190
76581	RBAGSCM-70	156	76660	HTF224	13	76795	UST-W	122	76872	DRXM-24-535	190
76593	CRB-HT10	16	76661	HTF230	13	76796	MSP-284	34	76873	DRXM-30-535	190
76593	CRB-HT10	22	76662	HTF236	13	76797	MSP-884	34	76874	DRXM-36-535	190
76593	CRB-HT10	37	76663	HTF242	13	76798	MMP-684	41	76875	DRXM-42-535	190
76594	CRB-HT16	16	76664	HTF248	13	76799	MMP-1284	41	76876	DRXM-48-535	190
76594	CRB-HT16	22	76665	HTF254	13	76800	MHCP-84S	56	76877	DRXM-54-535	190
76594	CRB-HT16	37	76666	HTF260	13	76803	MHS-84	99	76878	DRXM-60-535	190
76595	CRB-HT22	16	76667	HTF272	13	76804	MHS-84V	99	76879	DRXM-72-535	190
76595	CRB-HT22	22	76668	CBC18	130	76805	MHS-84RV	101	76880	DRXH-24-420	192
76595	CRB-HT22	37	76669	CBC24	130	76806	MDWS-84	123	76881	DRXH-30-420	192
76596	CRB-HT28	16	76670	CBC30	130	76807	MSPP84	39	76882	DRXH-36-420	192
76596	CRB-HT28	22	76671	CBC36	130	76808	MMPCP84	47	76883	DRXH-42-420	192

Index by Item Code

ITEM CODE	ORDERING NUMBER	PAGE	ITEM CODE	ORDERING NUMBER	PAGE	ITEM CODE	ORDERING NUMBER	PAGE	ITEM CODE	ORDERING NUMBER	PAGE
76884	DRXH-48-420	192	76937	IEA-42-60	194	77097	CRB-LS10W	31	77251	FL-PKIT-XL	225
76885	DRXH-54-420	192	76938	IEA-72-96	194	77098	CRB-LS16W	27	77324	MMKU	122
76886	DRXH-60-420	192	76939	HW-IMPB	196	77098	CRB-LS16W	27	77327	MMKUHD	122
76887	DRXH-72-420	192	76940	CRB76	16	77099	CRB-LS22W	27	77330	RMC2-FS-50	224
76888	DRXH-24-520	192	76940	CRB76	22	77099	CRB-LS22W	31	77365	LS-SPK	29
76889	DRXH-30-520	192	76940	CRB76	37	77100	CRB-LS28W	27	77366	LSTMPK	29
76890	DRXH-36-520	192	76941	CRB82	16	77100	CRB-LS28W	31	77367	LSTPB-RK	29
76891	DRXH-42-520	192	76941	CRB82	22	77101	CRB-LS34W	27	77384	EZPTBT	20
76892	DRXH-48-520	192	76941	CRB82	37	77101	CRB-LS34W	31	77385	EZPTBTHD	20
76893	DRXH-54-520	192	76942	CDWB84	123	77102	CRB-LS40W	27	77387	SPG-CVR-A	138
76894	DRXH-60-520	192	76943	SST-BUK	105	77102	CRB-LS40W	31	77388	SPG-CVR-B	138
76895	DRXH-72-520	192	76943	SST-BUK	126	77103	CRB-LS46W	27	77389	SPG-CVR-C	138
76896	DRXH-24-435	192	76950	OIBBK	196	77103	CRB-LS46W	31	77390	SPG-CVR-D	138
76897	DRXH-30-435	192	76965	IB4-1U	196	77104	CRB-LS52W	27	77391	SPG-CVR-E	138
76898	DRXH-36-435	192	76966	IB5-1U	196	77104	CRB-LS52W	31	77392	SPG-CVR-F	138
76899	DRXH-42-435	192	76967	RBAGS-18	155	77105	CRB-LS58W	27	77393	SPG-CVR-G	138
76900	DRXH-48-435	192	76968	RBAGS-24	155	77105	CRB-LS58W	31	77423	RAPEK	137
76901	DRXH-54-435	192	76969	RBAGS-30	155	77106	RBAGM-16	29	77424	MMP-624-S/S	42
76902	DRXH-60-435	192	76970	RBAGS-36	155	77106	RBAGM-16	155	77425	MMP-630-S/S	42
76903	DRXH-72-435	192	76971	RBAGS-42	155	77107	RBAGM-22	29	77426	MMP-636-S/S	42
76904	DRXH-24-535	192	76972	RBAGS-48	155	77107	RBAGM-22	155	77427	MMP-642-S/S	42
76905	DRXH-30-535	192	76973	RBAGS-54	155	77108	RBAGM-28	29	77428	MMP-648-S/S	42
76906	DRXH-36-535	192	76974	RBAGS-60	155	77108	RBAGM-28	155	77429	MMP-654-S/S	42
76907	DRXH-42-535	192	76975	RBAGS-72	155	77109	RBAGM-34	29	77430	MMP-660-S/S	42
76908	DRXH-48-535	192	76976	RBAGS-84	155	77109	RBAGM-34	155	77431	MMP-672-S/S	42
76909	DRXH-54-535	192	76977	UBTK	122	77110	RBAGM-40	29	77432	MMP-684-S/S	42
76910	DRXH-60-535	192	76978	UHDBTK	122	77110	RBAGM-40	155	77433	MMP-1230-S/S	42
76911	DRXH-72-535	192	76983	FL-XL	225	77111	RBAGM-46	29	77434	MMP-1236-S/S	42
76912	DRXD-42-520	194	76984	FLVRL-XL	225	77111	RBAGM-46	155	77435	MMP-1242-S/S	42
76913	DRXD-48-520	194	76985	FLTW-XL	225	77114	LS-BP	29	77436	MMP-1248-S/S	42
76914	DRXD-54-520	194	76986	FLELK-XL	225	77115	LS-BP-S/S	33	77437	MMP-1254-S/S	42
76915	DRXD-60-520	194	77037	CSTBK	119	77117	LS-SW	29	77438	MMP-1260-S/S	42
76916	DRXD-72-520	194	77047	TRB84	45	77118	LS-SS	29	77439	MMP-1272-S/S	42
76917	DRXD-84-520	194	77047	TRB84	154	77120	LST-TAK	29	77440	MMP-1284-S/S	42
76918	DRXD-96-520	194	77048	TRB90	45	77121	LST-P	29	77442	PSTA-S/S	40
76919	DRXD-42-535	194	77048	TRB90	154	77122	LST-W	29	77442	PSTA-S/S	48
76920	DRXD-48-535	194	77052	SACSK	119	77123	LST-S	29	77443	TEN-LOCK-KIT	138
76921	DRXD-54-535	194	77065	SACSRC	119	77124	LST-B-S/S	33	77450	QMTS-P-S/S	24
76922	DRXD-60-535	194	77070	LSP12	29	77125	LST-W-S/S	33	77450	QMTS-P-S/S	40
76923	DRXD-72-535	194	77071	LSP18	29	77126	LST-W-S/S-2	33	77450	QMTS-P-S/S	48
76924	DRXD-84-535	194	77072	LSP24	29	77127	EZP-LS212	25	77451	QMTS-W-S/S	24
76925	DRXD-96-535	194	77073	LSP30	29	77128	EZP-LS218	25	77451	QMTS-W-S/S	40
76926	IB4	174	77074	LSP36	29	77129	EZP-LS224	25	77451	QMTS-W-S/S	48
76926	IB4	177	77075	LSP42	29	77130	EZP-LS230	25	77452	QMTS-G-S/S	24
76926	IB4	180	77076	LSP48	29	77131	EZP-LS236	25	77452	QMTS-G-S/S	40
76926	IB4	188	77077	LSP54	29	77132	EZP-LS242	25	77452	QMTS-G-S/S	48
76926	IB4	190	77078	LSP60	29	77133	EZP-LS248	25	77453	MSP-224-S/S	36
76926	IB4	192	77079	LSP12-S/S	33	77134	EZP-LS254	25	77454	MSP-230-S/S	36
76927	IB5	174	77080	LSP18-S/S	33	77135	EZP-LS260	25	77455	MSP-236-S/S	36
76927	IB5	177	77081	LSP24-S/S	33	77136	EZP-LS818	25	77456	MSP-242-S/S	36
76927	IB5	180	77082	LSP30-S/S	33	77137	EZP-LS824	25	77457	MSP-248-S/S	36
76927	IB5	188	77083	LSP36-S/S	33	77138	EZP-LS830	25	77458	MSP-254-S/S	36
76927	IB5	190	77084	LSP42-S/S	33	77139	EZP-LS836	25	77459	MSP-260-S/S	36
76927	IB5	192	77085	LSP48-S/S	33	77140	EZP-LS842	25	77460	MSP-272-S/S	36
76927	IB5	194	77086	LSP54-S/S	33	77141	EZP-LS848	25	77461	MSP-284-S/S	36
76928	IBBK	171	77087	LSP60-S/S	33	77142	EZP-LS854	25	77462	MSP-824-S/S	36
76928	IBBK	174	77088	CRB-LS10	27	77143	EZP-LS860	25	77463	MSP-830-S/S	36
76928	IBBK	177	77088	CRB-LS10	31	77144	CLSGF-212	30	77464	MSP-836-S/S	36
76928	IBBK	180	77089	CRB-LS16	27	77145	CLSGF-218	30	77465	MSP-842-S/S	36
76928	IBBK	188	77089	CRB-LS16	31	77146	CLSGF-224	30	77466	MSP-848-S/S	36
76928	IBBK	190	77090	CRB-LS22	27	77147	CLSGF-230	30	77467	MSP-854-S/S	36
76928	IBBK	192	77090	CRB-LS22	31	77148	CLSGF-236	30	77468	MSP-860-S/S	36
76928	IBBK	194	77091	CRB-LS28	27	77149	CLSGF-242	30	77470	MSP-872-S/S	36
76929	IBS-L4	188	77091	CRB-LS28	31	77150	CLSGF-248	30	77471	MSP-884-S/S	36
76930	IBS-L5	188	77092	CRB-LS34	27	77151	CLSGF-254	30	77472	MSP24-S/S	40
76931	IBS-M4	180	77092	CRB-LS34	31	77152	CLSGF-260	30	77473	MSP30-S/S	40
76931	IBS-M4	190	77093	CRB-LS40	27	77153	CLSGF-818	30	77474	MSP36-S/S	40
76932	IBS-M5	180	77093	CRB-LS40	31	77154	CLSGF-824	30	77475	MSP42-S/S	40
76932	IBS-M5	190	77094	CRB-LS46	27	77155	CLSGF-830	30	77476	MSP48-S/S	40
76933	IBS-H4	192	77094	CRB-LS46	31	77156	CLSGF-836	30	77477	MSP54-S/S	40
76934	IBS-H5	192	77095	CRB-LS52	27	77157	CLSGF-842	30	77478	MSP60-S/S	40
76935	ISABK	194	77095	CRB-LS52	31	77158	CLSGF-848	30	77479	MSP72-S/S	40
76936	IMK	188	77096	CRB-LS58	27	77159	CLSGF-854	30	77480	MSP84-S/S	40
76936	IMK	190	77096	CRB-LS58	31	77160	CLSGF-860	30	77517	RBDTXHD-6.5C	163
76936	IMK	192	77097	CRB-LS10W	27	77250	FL-PKIT-ML	225	77524	MSPPL-S/S	40

Index by Item Code

ITEM CODE	ORDERING NUMBER	PAGE	ITEM CODE	ORDERING NUMBER	PAGE	ITEM CODE	ORDERING NUMBER	PAGE	ITEM CODE	ORDERING NUMBER	PAGE
77529	ISABK-LMH	188	77602	MHS-30-S/S	103	77684	PTS-RR45	205	77768	SACHP2	111
77529	ISABK-LMH	190	77603	MHS-36-S/S	103	77684	PTS-RR45	205	77768	SACHP2	115
77529	ISABK-LMH	192	77604	MHS-42-S/S	103	77685	PTS-RR51	205	77768	SACHP2	119
77530	IBS-D5	194	77605	MHS-48-S/S	103	77685	PTS-RR51	205	77840	MHS-24-ESAC	116
77531	MRB18	52	77606	MHS-54-S/S	103	77686	PTS-RR57	205	77841	MHS-30-ESAC	116
77532	MRB24	52	77607	MHS-60-S/S	103	77686	PTS-RR57	205	77842	MHS-36-ESAC	116
77533	MRB30	52	77608	MHS-72-S/S	103	77687	PTS-RR63	205	77843	MHS-42-ESAC	116
77534	MRB36	52	77609	MHS-84-S/S	103	77687	PTS-RR63	205	77844	MHS-48-ESAC	116
77535	MRB42	52	77610	MHS-24V-S/S	103	77688	PTS-RR69	205	77845	MHS-54-ESAC	116
77536	MRB48	52	77611	MHS-30V-S/S	103	77689	PTS-RR75	205	77846	MHS-60-ESAC	116
77537	MRB54	52	77612	MHS-36V-S/S	103	77690	PTS-RR81	205	77847	MHS-72-ESAC	116
77538	MRB60	52	77613	MHS-42V-S/S	103	77691	PTS-SR	207	77848	MHS-60-2ESAC	116
77539	MRB66	52	77614	MHS-48V-S/S	103	77692	PTS-HDSR	207	77849	MHS-72-2ESAC	116
77540	MRB72	52	77615	MHS-54V-S/S	103	77694	PTS-SAK	207	77850	MHS-84-2ESAC	116
77541	MRB78	52	77616	MHS-60V-S/S	103	77696	PTS-IBK	207	77851	MHS-96-2ESAC	116
77542	MRB84	52	77617	MHS-72V-S/S	103	77697	PTS-HIBK	207	77852	MHS-120-2ESAC	116
77543	MRB90	52	77618	MHS-84V-S/S	103	77698	PTS-PS	207	77853	MHS-24V-ESAC	116
77548	SHIM-KITL	171	77620	MHSP24-S/S	107	77699	PTS-PA	207	77854	MHS-30V-ESAC	116
77548	SHIM-KITL	174	77621	MHSP30-S/S	107	77700	PTS-MBK	207	77855	MHS-36V-ESAC	116
77548	SHIM-KITL	177	77622	MHSP36-S/S	107	77701	PTS-MBKUG	207	77856	MHS-42V-ESAC	116
77548	SHIM-KITL	188	77623	MHSP42-S/S	107	77702	PTS-EBK	207	77857	MHS-48V-ESAC	116
77549	SHIM-KITM	180	77624	MHSP48-S/S	107	77703	MHP-624	49	77858	MHS-54V-ESAC	116
77549	SHIM-KITM	190	77625	MHSP54-S/S	107	77704	MHP-630	49	77859	MHS-60V-ESAC	116
77550	SHIM-KITH	192	77626	MHSP60-S/S	107	77705	MHP-636	49	77860	MHS-72V-ESAC	116
77551	CRB-LS10HT	27	77627	MHSP72-S/S	107	77706	MHP-642	49	77861	MHS-60V-2ESAC	116
77551	CRB-LS10HT	31	77628	MHSP84-S/S	107	77707	MHP-648	49	77862	MHS-72V-2ESAC	116
77552	CRB-LS16HT	27	77630	STS-W-S/S	107	77708	MHP-654	49	77863	MHS-84V-2ESAC	116
77552	CRB-LS16HT	31	77631	STS-S-S/S	107	77709	MHP-660	49	77864	MHS-96V-2ESAC	116
77553	CRB-LS22HT	27	77632	STS-B-S/S	107	77710	MHP-672	49	77865	MHS-120V-2ESAC	116
77553	CRB-LS22HT	31	77633	STHDPM2-S/S	107	77711	MHP-684	49	77866	SAC2-TIP-TL	111
77554	CRB-LS28HT	27	77634	STHDMK2-S/S	107	77712	MHP-696	49	77866	SAC2-TIP-TL	115
77554	CRB-LS28HT	31	77635	STGK2-S/S	107	77713	MHP-1230	49	77866	SAC2-TIP-TL	119
77555	CRB-LS34HT	27	77636	SST-BUK-S/S	107	77714	MHP-1236	49	77867	STGK2	105
77555	CRB-LS34HT	31	77637	SST2HD-W-S/S	107	77715	MHP-1242	49	77867	STGK2	106
77556	CRB-LS40HT	27	77638	SST2HD-S-S/S	107	77716	MHP-1248	49	77867	STGK2	126
77556	CRB-LS40HT	31	77639	SST2HD-B-S/S	107	77717	MHP-1254	49	77867	STGK2	126
77557	CRB-LS46HT	27	77640	MHS-24R-S/S	103	77718	MHP-1260	49	77867	STGK2	133
77557	CRB-LS46HT	31	77641	MHS-30R-S/S	103	77719	MHP-1272	49	77867	STGK2	133
77558	CRB-LS52HT	27	77642	MHS-36R-S/S	103	77720	MHP-1284	49	77868	SSTHDPM	105
77558	CRB-LS52HT	31	77643	MHS-42R-S/S	103	77721	MHP-1296	49	77868	SSTHDPM	126
77559	CRB-LS58HT	27	77644	MHS-48R-S/S	103	77722	MMPCP96	47	77868	SSTHDPM	133
77559	CRB-LS58HT	31	77645	MHS-54R-S/S	103	77722	MMPCP96	55	77869	CSTHDPM	119
77575	MMP-1836	41	77646	MHS-60R-S/S	103	77723	PST2-W	55	77870	SSTHDMK	105
77576	MMP-1842	41	77647	MHS-72R-S/S	103	77723	PST2-W	58	77870	SSTHDMK	126
77577	MMP-1848	41	77648	MHS-84R-S/S	103	77723	PST2-W	60	77871	CSTHDMK	119
77578	MMP-1854	41	77649	MHS-24RV-S/S	103	77724	PST2-S	55	77872	CST1HD-W	119
77579	MMP-1860	41	77650	MHS-30RV-S/S	103	77724	PST2-S	58	77873	CST1HD-S	119
77580	MMP-1872	41	77651	MHS-36RV-S/S	103	77724	PST2-S	60	77874	CST1HD-B	119
77581	MMP-1884	41	77652	MHS-42RV-S/S	103	77725	PST2-R	55	77875	CST1HD-G	119
77582	MSPMPK-S/S	40	77653	MHS-48RV-S/S	103	77725	PST2-R	58	77879	SST2HD-W	105
77582	MSPMPK-S/S	48	77654	MHS-54RV-S/S	103	77725	PST2-R	60	77879	SST2HD-W	126
77583	MSPBPK-S/S	24	77655	MHS-60RV-S/S	103	77726	PSTS-R	55	77880	SST2HD-S	105
77583	MSPBPK-S/S	40	77656	MHS-72RV-S/S	103	77726	PSTS-R	60	77880	SST2HD-S	126
77584	QMT-P-S/S	40	77657	MHS-84RV-S/S	103	77727	MHPMPK	55	77881	SST2HD-B	105
77584	QMT-P-S/S	48	77664	PTS-18R	205	77727	MHPMPK	60	77881	SST2HD-B	126
77585	QMT-W-S/S	40	77665	PTS-24R	205	77728	MHPBPK	55	77882	SACRKN	111
77585	QMT-W-S/S	48	77666	PTS-30R	205	77729	FLCK	225	77882	SACRKN	115
77586	QMT-G-S/S	40	77667	PTS-36R	205	77741	SPG-CVR-H	138	77882	SACRKN	119
77586	QMT-G-S/S	48	77668	PTS-42R	205	77742	CTS-W	119	77883	SACRH	111
77587	QMTPAK-S/S	40	77669	PTS-48R	205	77743	CTS-S	83	77883	SACRH	115
77587	QMTPAK-S/S	48	77670	PTS-54R	205	77743	CTS-S	119	77883	SACRH	119
77588	QMTPSBK-S/S	40	77671	PTS-60R	205	77744	CTS-B	119	77884	SACRHL	111
77588	QMTPSBK-S/S	48	77672	PTS-72R	205	77745	CTS-G	119	77884	SACRHL	115
77590	MMPCP24-S/S	48	77673	PTS-30R-UG	205	77746	EZP-LS212HT	26	77884	SACRHL	119
77591	MMPCP30-S/S	48	77674	PTS-36R-UG	205	77747	EZP-LS218HT	26	77885	SACKRP	111
77592	MMPCP36-S/S	48	77675	PTS-42R-UG	205	77748	EZP-LS224HT	26	77885	SACKRP	115
77593	MMPCP42-S/S	48	77676	PTS-48R-UG	205	77749	EZP-LS230HT	26	77885	SACKRP	119
77594	MMPCP48-S/S	48	77677	PTS-54R-UG	205	77750	EZP-LS236HT	26	77886	SACRKT	111
77595	MMPCP54-S/S	48	77678	PTS-60R-UG	205	77751	EZP-LS242HT	26	77886	SACRKT	115
77596	MMPCP60-S/S	48	77679	PTS-72R-UG	205	77752	EZP-LS248HT	26	77886	SACRKT	119
77597	MMPCP72-S/S	48	77680	PTS-RR21	205	77753	EZP-LS254HT	26	77887	SACPL-24/600	111
77598	MMPCP84-S/S	48	77681	PTS-RR27	205	77754	EZP-LS260HT	26	77887	SACPL-24/600	115
77599	MHP-EP-S/S	48	77682	PTS-RR33	205	77755	PTS-RHSAA	207	77887	SACPL-24/600	119
77600	MMPBPK-S/S	48	77683	PTS-RR39	205	77756	PTS-LHSAA	207	77888	SACPL-30/750	111
77601	MHS-24-S/S	103	77683	PTS-RR39	205	77757	UST-S	122	77888	SACPL-30/750	115

Index by Item Code

ITEM CODE	ORDERING NUMBER	PAGE	ITEM CODE	ORDERING NUMBER	PAGE	ITEM CODE	ORDERING NUMBER	PAGE	ITEM CODE	ORDERING NUMBER	PAGE
77888	SACPL-30/750	119	77915	PCAP-36/900	111	77990	PV72-2ESAC	108	78404	RV-30	92
77889	SACPL-36/900	111	77916	PCAP-42/1050	111	77991	PV84-2ESAC	108	78405	RV-36	92
77889	SACPL-36/900	115	77917	PCAP-48/1200	111	77992	PV96-2ESAC	108	78406	RV-42	92
77889	SACPL-36/900	119	77918	PCAP-54/1350	111	77993	PV120-2ESAC	108	78407	RV-48	92
77890	SACPL-42/1050	111	77919	PCAP-60/1500	111	77994	RV24-ESAC	112	78408	RV-54	92
77890	SACPL-42/1050	115	77920	PCAP-72/1800	111	77995	RV30-ESAC	112	78409	RV-60	92
77890	SACPL-42/1050	119	77921	RCAP-24/600	115	77996	RV36-ESAC	112	78414	PP-18	91
77891	SACPL-48/1200	111	77922	RCAP-30/750	115	77997	RV42-ESAC	112	78415	PV-24	88
77891	SACPL-48/1200	115	77923	RCAP-36/900	115	77998	RV48-ESAC	112	78416	PP-24	91
77891	SACPL-48/1200	119	77924	RCAP-42/1050	115	77999	RV54-ESAC	112	78417	PV-30	88
77892	SACPL-54/1350	111	77925	RCAP-48/1200	115	78000	RV60-ESAC	112	78418	PP-30	91
77892	SACPL-54/1350	115	77926	RCAP-54/1350	115	78001	RV72-ESAC	112	78419	PV-36	88
77892	SACPL-54/1350	119	77927	RCAP-60/1500	115	78002	RV60-2ESAC	112	78420	PP-36	91
77893	SACPL-60/1500	111	77928	RCAP-72/1800	115	78003	RV72-2ESAC	112	78421	PV-42	88
77893	SACPL-60/1500	115	77929	MHS-CARK-C24/600	117	78004	RV84-2ESAC	112	78422	PP-42	91
77893	SACPL-60/1500	119	77930	MHS-CARK-C30/750	117	78005	RV96-2ESAC	112	78423	PV-48	88
77894	SACPL-72/1800	111	77931	MHS-CARK-C36/900	117	78006	RV120-2ESAC	112	78424	PP-48	91
77894	SACPL-72/1800	115	77932	MHS-CARK-C42/1050	117	78072	P-CARK-C24/600	109	78425	PP-54	91
77894	SACPL-72/1800	119	77933	MHS-CARK-C48/1200	117	78073	P-CARK-C30/750	109	78426	RP-18	94
77895	SACPL2-60/1500	111	77934	MHS-CARK-C54/1350	117	78074	P-CARK-C36/900	109	78427	RP-24	94
77895	SACPL2-60/1500	115	77935	MHS-CARK-C60/1500	117	78075	P-CARK-C42/1050	109	78428	RP-30	94
77895	SACPL2-60/1500	119	77936	MHS-CARK-C72/1800	117	78076	P-CARK-C48/1200	109	78429	RP-36	94
77896	SACPL2-72/1800	111	77937	MHS-CARK-V24/600	117	78077	P-CARK-C54/1350	109	78430	RP-42	94
77896	SACPL2-72/1800	115	77938	MHS-CARK-V30/750	117	78078	P-CARK-C60/1500	109	78431	RP-48	94
77896	SACPL2-72/1800	119	77939	MHS-CARK-V36/900	117	78079	P-CARK-C72/1800	109	78432	RP-54	94
77897	SACPL2-84/2100	111	77940	MHS-CARK-V42/1050	117	78080	P-CARK-V24/600	109	78433	RP-60	94
77897	SACPL2-84/2100	115	77941	MHS-CARK-V48/1200	117	78081	P-CARK-V30/750	109	78451	PP-60	91
77897	SACPL2-84/2100	119	77942	MHS-CARK-V54/1350	117	78082	P-CARK-V36/900	109	78453	PV-18	88
77898	SACPL2-96/2400	111	77943	MHS-CARK-V60/1500	117	78083	P-CARK-V42/1050	109	78454	PV-54	88
77898	SACPL2-96/2400	115	77944	MHS-CARK-V72/1800	117	78084	P-CARK-V48/1200	109	78455	PP-60	88
77898	SACPL2-96/2400	119	77945	MHS-CARK2-C60/1500	117	78085	P-CARK-V54/1350	109	78462	LSTMPK2-S/S	33
77899	SACPL2-120/3000	111	77946	MHS-CARK2-C72/1800	117	78086	P-CARK-V60/1500	109	78471	CRB-W10	16
77899	SACPL2-120/3000	115	77947	MHS-CARK2-C84/2100	117	78087	P-CARK-V72/1800	109	78471	CRB-W10	22
77899	SACPL2-120/3000	119	77948	MHS-CARK2-C96/2400	117	78088	P-CARK2-C60/1500	109	78471	CRB-W10	37
77900	CART-24/600	111	77949	MHS-CARK2-C120/3000	117	78089	P-CARK2-C72/1800	109	78472	CRB-W16	16
77900	CART-24/600	115	77950	MHS-CARK2-V60/1500	117	78090	P-CARK2-C84/2100	109	78472	CRB-W16	22
77900	CART-24/600	119	77951	MHS-CARK2-V72/1800	117	78091	P-CARK2-C96/2400	109	78472	CRB-W16	37
77901	CART-30/750	111	77952	MHS-CARK2-V84/2100	117	78092	P-CARK2-C120/3000	109	78473	CRB-W22	16
77901	CART-30/750	115	77953	MHS-CARK2-V96/2400	117	78093	P-CARK2-V60/1500	109	78473	CRB-W22	22
77901	CART-30/750	119	77954	MHS-CARK2-V120/3000	117	78094	P-CARK2-V72/1800	109	78473	CRB-W22	37
77902	CART-36/900	111	77955	PC24-ESAC	108	78095	P-CARK2-V84/2100	109	78474	CRB-W28	16
77902	CART-36/900	115	77956	PC30-ESAC	108	78096	P-CARK2-V96/2400	109	78474	CRB-W28	22
77902	CART-36/900	119	77957	PC36-ESAC	108	78097	P-CARK2-V120/3000	109	78474	CRB-W28	37
77903	CART-42/1050	111	77958	PC42-ESAC	108	78098	R-CARK-C24/600	113	78475	CRB-W34	16
77903	CART-42/1050	115	77959	PC48-ESAC	108	78099	R-CARK-C30/750	113	78475	CRB-W34	22
77903	CART-42/1050	119	77960	PC54-ESAC	108	78100	R-CARK-C36/900	113	78475	CRB-W34	37
77904	CART-48/1200	111	77961	PC60-ESAC	108	78101	R-CARK-C42/1050	113	78476	CRB-W40	16
77904	CART-48/1200	115	77962	PC72-ESAC	108	78102	R-CARK-C48/1200	113	78476	CRB-W40	22
77904	CART-48/1200	119	77963	PC60-2ESAC	108	78103	R-CARK-C54/1350	113	78476	CRB-W40	37
77905	CART-54/1350	111	77964	PC72-2ESAC	108	78104	R-CARK-C60/1500	113	78477	CRB-W46	16
77905	CART-54/1350	115	77965	PC84-2ESAC	108	78105	R-CARK-C72/1800	113	78477	CRB-W46	22
77905	CART-54/1350	119	77966	PC96-2ESAC	108	78106	R-CARK-V24/600	113	78477	CRB-W46	37
77906	CART-60/1500	111	77967	PC120-2ESAC	108	78107	R-CARK-V30/750	113	78478	CRB-W52	16
77906	CART-60/1500	115	77968	RC24-ESAC	112	78108	R-CARK-V36/900	113	78478	CRB-W52	22
77906	CART-60/1500	119	77969	RC30-ESAC	112	78109	R-CARK-V42/1050	113	78478	CRB-W52	37
77907	CART-72/1800	111	77970	RC36-ESAC	112	78110	R-CARK-V48/1200	113	78479	CRB-W58	16
77907	CART-72/1800	115	77971	RC42-ESAC	112	78111	R-CARK-V54/1350	113	78479	CRB-W58	22
77907	CART-72/1800	119	77972	RC48-ESAC	112	78112	R-CARK-V60/1500	113	78479	CRB-W58	37
77908	CART2-60/1500	111	77973	RC54-ESAC	112	78113	R-CARK-V72/1800	113	78488	EZP1T-212	12
77908	CART2-60/1500	115	77974	RC60-ESAC	112	78114	R-CARK2-C60/1500	113	78489	EZP1T-218	12
77908	CART2-60/1500	119	77975	RC72-ESAC	112	78115	R-CARK2-C72/1800	113	78490	EZP1T-224	12
77909	CART2-72/1800	111	77976	RC60-2ESAC	112	78116	R-CARK2-C84/2100	113	78491	EZP1T-230	12
77909	CART2-72/1800	115	77977	RC72-2ESAC	112	78117	R-CARK2-C96/2400	113	78492	EZP1T-236	12
77909	CART2-72/1800	119	77978	RC84-2ESAC	112	78118	R-CARK2-C120/3000	113	78493	EZP1T-242	12
77910	CART2-84/2100	111	77979	RC96-2ESAC	112	78119	R-CARK2-V60/1500	113	78494	EZP1T-248	12
77910	CART2-84/2100	115	77980	RC120-2ESAC	112	78120	R-CARK2-V72/1800	113	78495	EZP1T-254	12
77910	CART2-84/2100	119	77981	PV24-ESAC	108	78121	R-CARK2-V84/2100	113	78496	EZP1T-260	12
77911	CART2-96/2400	111	77982	PV30-ESAC	108	78122	R-CARK2-V96/2400	113	78497	EZP1T-272	12
77911	CART2-96/2400	115	77983	PV36-ESAC	108	78123	R-CARK2-V120/3000	113	78498	EZP1T-818	12
77911	CART2-96/2400	119	77984	PV42-ESAC	108	78142	STS-G	105	78499	EZP1T-824	12
77912	CART2-120/3000	111	77985	PV48-ESAC	108	78142	STS-G	126	78500	EZP1T-830	12
77912	CART2-120/3000	115	77986	PV54-ESAC	108	78142	STS-G	133	78501	EZP1T-836	12
77912	CART2-120/3000	119	77987	PV60-ESAC	108	78387	CTS-B-S/S	33	78502	EZP1T-842	12
77913	PCAP-24/600	111	77988	PV72-ESAC	108	78402	RV-18	92	78503	EZP1T-848	12
77914	PCAP-30/750	111	77989	PV60-2ESAC	108	78403	RV-24	92	78504	EZP1T-854	12

Index by Item Code

ITEM CODE	ORDERING NUMBER	PAGE	ITEM CODE	ORDERING NUMBER	PAGE	ITEM CODE	ORDERING NUMBER	PAGE	ITEM CODE	ORDERING NUMBER	PAGE
78505	EZP1T-860	12	78704	SAT2MK	126	78789	SB4	180	78872	EZSB30-4I	172
78506	EZP1T-872	12	78705	PAK	47	78789	SB4	188	78873	EZSB36-4I	172
78507	EZPTMPK	20	78705	PAK	55	78789	SB4	190	78874	EZSB42-4I	172
78508	EZPTCK	20	78705	PAK	58	78789	SB4	192	78875	EZSB48-4I	172
78509	EZPTCKHD	20	78705	PAK	60	78790	SB5	171	78876	EZSB54-4I	172
78510	EZPTSR	20	78706	MMP-624P	43	78790	SB5	174	78877	EZSB60-4I	172
78511	EZPTSK	20	78707	MMP-630P	43	78790	SB5	177	78878	EZSB72-4I	172
78512	EZPTSKHD	20	78708	MMP-636P	43	78790	SB5	180	78879	EZSB24-5I	172
78591	MHP-1836	49	78709	MMP-642P	43	78790	SB5	188	78880	EZSB30-5I	172
78592	MHP-1842	49	78710	MMP-648P	43	78790	SB5	190	78881	EZSB36-5I	172
78593	MHP-1848	49	78711	MMP-654P	43	78790	SB5	192	78882	EZSB42-5I	172
78594	MHP-1854	49	78712	MMP-660P	43	78790	SB5	194	78883	EZSB48-5I	172
78595	MHP-1860	49	78713	MMP-672P	43	78791	PATLK	44	78884	EZSB54-5I	172
78596	MHP-1872	49	78714	MMP-684P	43	78791	PATLK	51	78885	EZSB60-5I	172
78597	MHP-1884	49	78715	MMP-1230P	43	78791	PATLK	57	78886	EZSB72-5I	172
78598	MHP-1896	49	78716	MMP-1236P	43	78791	PATLK	102	78887	EZIB24-4L	175
78599	MHP-624P	50	78717	MMP-1242P	43	78791	PATLK	124	78888	EZIB30-4L	175
78600	MHP-630P	50	78718	MMP-1248P	43	78794	PATHK	44	78889	EZIB36-4L	175
78601	MHP-636P	50	78719	MMP-1254P	43	78794	PATHK	44	78890	EZIB42-4L	175
78602	MHP-642P	50	78720	MMP-1260P	43	78794	PATHK	51	78891	EZIB48-4L	175
78603	MHP-648P	50	78721	MMP-1272P	43	78794	PATHK	51	78892	EZIB54-4L	175
78604	MHP-654P	50	78722	MMP-1284P	43	78794	PATHK	57	78893	EZIB60-4L	175
78605	MHP-660P	50	78723	MHCP-24P	56	78794	PATHK	57	78894	EZIB72-4L	175
78606	MHP-672P	50	78724	MHCP-30P	56	78794	PATHK	102	78895	EZIB24-5L	175
78607	MHP-684P	50	78725	MHCP-36P	56	78794	PATHK	102	78896	EZIB30-5L	175
78608	MHP-696P	50	78726	MHCP-42P	56	78794	PATHK	124	78897	EZIB36-5L	175
78609	MHP-1230P	50	78727	MHCP-48P	56	78794	PATHK	124	78898	EZIB42-5L	175
78610	MHP-1236P	50	78728	MHCP-54P	56	78799	PANK	44	78899	EZIB48-5L	175
78611	MHP-1242P	50	78729	MHCP-60P	56	78799	PANK	51	78900	EZIB54-5L	175
78612	MHP-1248P	50	78730	MHCP-72P	56	78799	PANK	57	78901	EZIB60-5L	175
78613	MHP-1254P	50	78731	MHCP-84P	56	78799	PANK	102	78902	EZIB72-5L	175
78614	MHP-1260P	50	78732	SAT2PM	106	78799	PANK	124	78903	EZIB24-4M	178
78615	MHP-1272P	50	78732	SAT2PM	126	78801	H-MK2	147	78904	EZIB30-4M	178
78616	MHP-1284P	50	78732	SAT2PM	133	78808	EST-P-S/S	24	78905	EZIB36-4M	178
78617	MHP-1296P	50	78733	SAT2AK	105	78809	EST-W-S/S	24	78906	EZIB42-4M	178
78618	MHP-1836P	50	78733	SAT2AK	106	78810	EST-G-S/S	24	78907	EZIB48-4M	178
78619	MHP-1842P	50	78733	SAT2AK	126	78812	EZP1P12-S/S	24	78908	EZIB54-4M	178
78620	MHP-1848P	50	78733	SAT2AK	133	78813	EZP1P18-S/S	24	78909	EZIB60-4M	178
78621	MHP-1854P	50	78735	SAT2PAT	106	78814	EZP1P24-S/S	24	78910	EZIB72-4M	178
78622	MHP-1860P	50	78735	SAT2PAT	126	78815	EZP1P30-S/S	24	78911	EZIB24-5M	178
78623	MHP-1872P	50	78736	MHS-24P	101	78816	EZP1P36-S/S	24	78912	EZIB30-5M	178
78624	MHP-1884P	50	78737	MHS-30P	101	78817	EZP1P42-S/S	24	78913	EZIB36-5M	178
78625	MHP-1896P	50	78738	MHS-36P	101	78818	EZP1P48-S/S	24	78914	EZIB42-5M	178
78669	MHP-2442	49	78739	MHS-42P	101	78819	EZP1P54-S/S	24	78915	EZIB48-5M	178
78670	MHP-2448	49	78740	MHS-48P	101	78820	EZP1P60-S/S	24	78916	EZIB54-5M	178
78671	MHP-2454	49	78741	MHS-54P	101	78821	EZP1P72-S/S	24	78917	EZIB60-5M	178
78672	MHP-2460	49	78742	MHS-60P	101	78838	CFG-212	21	78918	EZIB72-5M	178
78673	MHP-2472	49	78743	MHS-72P	101	78839	CFG-218	21	78919	CCMK	79
78674	MHP-2484	49	78744	MHS-84P	101	78840	CFG-224	21	78919	CCMK	91
78675	MHP-2496	49	78745	MDWS-24P	123	78841	CFG-230	21	78919	CCMK	94
78676	MHP-2442P	50	78746	MDWS-30P	123	78842	CFG-236	21	78919	CCMK	148
78677	MHP-2448P	50	78747	MDWS-36P	123	78843	CFG-242	21	78920	CCMKHD	79
78678	MHP-2454P	50	78748	MDWS-42P	123	78844	CFG-248	21	78920	CCMKHD	111
78679	MHP-2460P	50	78749	MDWS-48P	123	78845	CFG-254	21	78920	CCMKHD	115
78680	MHP-2472P	50	78750	MDWS-54P	123	78846	CFG-260	21	78920	CCMKHD	148
78681	MHP-2484P	50	78751	MDWS-60P	123	78848	EZP1PL-S/S	24	78923	EZP1MPK-S/S	24
78682	MHP-2496P	50	78752	MDWS-72P	123	78849	ESTAK-EST-S/S	24	78924	CFG-818	21
78683	PACB60	47	78753	MDWS-84P	123	78850	LS-SW-S/S	33	78925	CFG-824	21
78683	PACB60	55	78754	TRB-HT18	45	78855	EZSB24-4C	169	78926	CFG-830	21
78683	PACB60	60	78755	TRB-HT24	45	78856	EZSB30-4C	169	78927	CFG-836	21
78684	PAT1	44	78756	TRB-HT30	45	78857	EZSB36-4C	169	78928	CFG-842	21
78684	PAT1	51	78757	TRB-HT36	45	78858	EZSB42-4C	169	78929	CFG-848	21
78684	PAT1	57	78758	TRB-HT42	45	78859	EZSB48-4C	169	78930	CFG-854	21
78684	PAT1	102	78759	TRB-HT48	45	78860	EZSB54-4C	169	78931	CFG-860	21
78684	PAT1	124	78760	TRB-HT54	45	78861	EZSB60-4C	169	78933	LSTMPK-S/S	33
78685	PAT2	44	78761	TRB-HT60	45	78862	EZSB72-4C	169	78934	EZP1-212W	15
78685	PAT2	51	78762	TRB-HT66	45	78863	EZSB24-5C	169	78935	EZP1-218W	15
78685	PAT2	57	78763	TRB-HT72	45	78864	EZSB30-5C	169	78936	EZP1-224W	15
78685	PAT2	102	78764	TRB-HT78	45	78865	EZSB36-5C	169	78937	EZP1-230W	15
78685	PAT2	124	78767	PTS-WMK	207	78866	EZSB42-5C	169	78938	EZP1-236W	15
78686	MMPCP96-S/S	48	78786	HAR-K	19	78867	EZSB48-5C	169	78939	EZP1-242W	15
78700	ICT6-S/S	107	78786	HAR-K	147	78868	EZSB54-5C	169	78940	EZP1-248W	15
78703	SAT2NCB	106	78789	SB4	171	78869	EZSB60-5C	169	78941	EZP1-254W	15
78703	SAT2NCB	126	78789	SB4	174	78870	EZSB72-5C	169	78942	EZP1-260W	15
78704	SAT2MK	106	78789	SB4	177	78871	EZSB24-4I	172	78943	EZP1-272W	15

Index by Item Code

ITEM CODE	ORDERING NUMBER	PAGE	ITEM CODE	ORDERING NUMBER	PAGE	ITEM CODE	ORDERING NUMBER	PAGE	ITEM CODE	ORDERING NUMBER	PAGE
78944	EZBMK-24	177	78982	EZCSK-48	174	79052	MHSP-96	105	79303	INDR-1212	139
78944	EZBMK-24	180	78982	EZCSK-48	177	79053	MHSP96-S/S	107	79304	INDR-1218	139
78945	EZBMK-30	177	78982	EZCSK-48	180	79056	QMTS-S-S/S	48	79305	INDR-1824	139
78945	EZBMK-30	180	78983	EZCSK-54	171	79057	STS-G-S/S	107	79306	INDR-2424	139
78946	EZBMK-36	177	78983	EZCSK-54	174	79059	QMT-S-S/S	48	79307	INDR-1212S	139
78946	EZBMK-36	180	78983	EZCSK-54	177	79060	DWP-96	126	79308	INDR-1218S	139
78947	EZBMK-42	177	78983	EZCSK-54	180	79062	CDWVB96	123	79309	INDR-1824S	139
78947	EZBMK-42	180	78984	EZCSK-60	171	79063	MDWS-96	123	79310	INDR-2424S	139
78948	EZBMK-48	177	78984	EZCSK-60	174	79064	MDWS-96P	123	79311	IDSC-1212	139
78948	EZBMK-48	180	78984	EZCSK-60	177	79068	HTTS-HT	75	79312	IDSC-1218	139
78949	EZBMK-54	177	78984	EZCSK-60	180	79070	SSTHK	105	79313	IDSC-1824	139
78949	EZBMK-54	180	78985	EZCSK-72	171	79070	SSTHK	119	79314	IDSC-2424	139
78950	EZBMK-60	177	78985	EZCSK-72	174	79070	SSTHK	126	79315	IDSEAL	139
78950	EZBMK-60	180	78985	EZCSK-72	177	79071	SSTHK-S/S	107	79316	IDHINGE	139
78951	EZBMK-72	177	78985	EZCSK-72	180	79072	HDRBK-HD	145	79317	IDLATCH	139
78951	EZBMK-72	180	78986	MHCP-2BC96	60	79073	PFS-ESAC	116	79318	EZIRMK	174
78952	EZRMK	171	78987	H-MK1	147	79080	LAGGING-TB	230	79320	UPFCC	98
78953	EZBS-L4	174	78990	HP-18	147	79091	EZAI-24I	172	79320	UPFCC	105
78953	EZBS-L4	177	78991	HP-24	147	79091	EZAI-24I	181	79323	HV2-18SS	65
78954	EZBS-L5	174	78992	HP-30	147	79091	EZAI-24I	184	79324	HV2-18S	65
78954	EZBS-L5	177	78993	HP-36	147	79092	EZAI-30I	172	79325	HV2-18M	65
78955	MHCP-96S	56	78994	HP-42	147	79092	EZAI-30I	181	79326	HV2-24SS	65
78956	MHCP-BPA96	58	78995	HP-48	147	79092	EZAI-30I	184	79327	HV2-24S	65
78957	MHCP-BCK96	58	78996	HP-54	147	79093	EZAI-36I	172	79328	HV2-24M	65
78958	MHP-CP96	60	78997	HP-60	147	79093	EZAI-36I	181	79329	HV2-30SS	65
78959	MHCP-96P	56	78998	HP-72	147	79093	EZAI-36I	184	79330	HV2-30S	65
78970	EZWPK-24	171	79000	EZAI-24	169	79094	EZAI-42I	172	79331	HV2-30M	65
78970	EZWPK-24	174	79001	EZAI-30	169	79094	EZAI-42I	181	79332	HV2-36SS	65
78970	EZWPK-24	177	79002	EZAI-36	169	79094	EZAI-42I	184	79333	HV2-36S	65
78970	EZWPK-24	180	79003	EZAI-42	169	79095	EZAI-48I	172	79334	HV2-36M	65
78971	EZWPK-30	171	79004	EZAI-48	169	79095	EZAI-48I	181	79335	HV2-36L	65
78971	EZWPK-30	174	79005	EZAI-54	169	79095	EZAI-48I	184	79336	HV2-42SS	65
78971	EZWPK-30	177	79006	EZAI-60	169	79096	EZAI-54I	172	79337	HV2-42S	65
78971	EZWPK-30	180	79007	EZAI-72	169	79096	EZAI-54I	181	79338	HV2-42M	65
78972	EZWPK-36	171	79009	HDRBK	145	79096	EZAI-54I	184	79339	HV2-42L	65
78972	EZWPK-36	174	79010	HDR24	145	79097	EZAI-60I	172	79340	HV2-42LL	65
78972	EZWPK-36	177	79011	HDR30	145	79097	EZAI-60I	181	79341	HV2-48SS	65
78972	EZWPK-36	180	79012	HDR36	145	79097	EZAI-60I	184	79342	HV2-48S	65
78973	EZWPK-42	171	79013	HDR42	145	79098	EZAI-72I	172	79343	HV2-48M	65
78973	EZWPK-42	174	79014	HDR48	145	79098	EZAI-72I	181	79344	HV2-48L	65
78973	EZWPK-42	177	79015	HDR54	145	79098	EZAI-72I	184	79345	HV2-48LL	65
78973	EZWPK-42	180	79016	HDR60	145	79099	LAGGING-TB2	230	79346	HV2-54S	65
78974	EZWPK-48	171	79017	HDRS72*	145	79202	USTSCK	122	79347	HV2-54M	65
78974	EZWPK-48	174	79018	HDRS84*	145	79204	USTSCKHD	122	79348	HV2-54L	65
78974	EZWPK-48	177	79019	HDRR24	145	79206	USPB2	122	79349	HV2-54LL	65
78974	EZWPK-48	180	79020	HDRR30	145	79207	UHPB2	122	79350	HV2-60S	65
78975	EZWPK-54	171	79021	HDRR36	145	79224	CCKL	79	79351	HV2-60M	65
78975	EZWPK-54	174	79022	HDRR42	145	79224	CCKL	91	79352	HV2-60L	65
78975	EZWPK-54	177	79023	HDRR48	145	79224	CCKL	94	79353	HV2-60LL	65
78975	EZWPK-54	180	79024	HDRR54	145	79224	CCKL	148	79354	HV2-72S	65
78976	EZWPK-60	171	79025	HDRR60	145	79225	CCKHDL	79	79355	HV2-72M	65
78976	EZWPK-60	174	79026	HDRR72*	145	79225	CCKHDL	111	79356	HV2-72L	65
78976	EZWPK-60	177	79027	HDRR84*	145	79225	CCKHDL	115	79357	HV2-72LL	65
78976	EZWPK-60	180	79033	MMP-696	41	79225	CCKHDL	148	79358	H2P18	67
78977	EZWPK-72	171	79034	MMP-1296	41	79228	CCKR	79	79359	H2P24	67
78977	EZWPK-72	174	79035	MMP-696-S/S	42	79228	CCKR	91	79360	H2P30	67
78977	EZWPK-72	177	79036	MMP-1296-S/S	42	79228	CCKR	94	79361	H2P36	67
78977	EZWPK-72	180	79037	MMP-696P	43	79228	CCKR	98	79362	H2P42	67
78978	EZCSK-24	171	79038	MMP-1296P	43	79229	CCKHDR	79	79363	H2P48	67
78978	EZCSK-24	174	79039	QMT-S	47	79229	CCKHDR	111	79364	H2P54	67
78978	EZCSK-24	177	79039	QMT-S	67	79229	CCKHDR	115	79365	H2P60	67
78978	EZCSK-24	180	79039	QMT-S	74	79229	CCKHDR	148	79366	H2P72	67
78979	EZCSK-30	171	79040	MMP-1896	41	79232	CCKTS	79	79367	HV2T-S/S	65
78979	EZCSK-30	174	79041	SST2HD-G	105	79232	CCKTS	91	79367	HV2T-S/S	67
78979	EZCSK-30	177	79041	SST2HD-G	126	79232	CCKTS	94	79368	HV2PT	65
78979	EZCSK-30	180	79042	SST2HD-G-S/S	107	79232	CCKTS	148	79368	HV2PT	67
78980	EZCSK-36	171	79043	MHS-96	99	79233	CCKHDTS	79	79369	H2SA6SS	65
78980	EZCSK-36	174	79044	MHS-96V	99	79233	CCKHDTS	111	79369	H2SA6SS	67
78980	EZCSK-36	177	79045	MHS-96R	101	79233	CCKHDTS	115	79370	H2SA6S	65
78980	EZCSK-36	180	79046	MHS-96RV	101	79233	CCKHDTS	148	79370	H2SA6S	67
78981	EZCSK-42	171	79047	MHS-96P**	101	79236	HDRGEK	145	79371	H2SA6M	65
78981	EZCSK-42	174	79048	MHS-96-S/S	103	79299	USTSC	122	79371	H2SA6M	67
78981	EZCSK-42	177	79049	MHS-96V-S/S	103	79299	USTSC	122	79372	H2SA6L	65
78981	EZCSK-42	180	79050	MHS-96R-S/S	103	79300	USTSCHD	122	79372	H2SA6L	67
78982	EZCSK-48	171	79051	MHS-96RV-S/S	103	79300	USTSCHD	122	79373	H2SA6LL	65

Index by Item Code

ITEM CODE	ORDERING NUMBER	PAGE	ITEM CODE	ORDERING NUMBER	PAGE	ITEM CODE	ORDERING NUMBER	PAGE	ITEM CODE	ORDERING NUMBER	PAGE
79373	H2SA6LL	67	79496	MBC-30	127	79598	YTA-48/1200	83	79739	MHS-30RU	98
79374	H2RC	67	79497	MBC-36	127	79611	YCART-18/450-W	81	79740	MHS-36RU	98
79375	HV2SSTS	67	79498	MBC-42	127	79611	YCART-18/450-W	83	79741	MHS-42RU	98
79378	MSR2	212	79499	MBC-48	127	79612	YCART-24/600-W	81	79742	MHS-48RU	98
79378	MSR2	213	79500	MBC-54	127	79612	YCART-24/600-W	83	79743	MHS-54RU	98
79379	MIB2-1U	183	79501	MBC-60	127	79613	YCART-30/750-W	81	79744	MHS-60RU	98
79379	MIB2-1U	186	79502	MBC-72	127	79613	YCART-30/750-W	83	79745	MHS-72RU	98
79380	PMSMK2	212	79503	MBC-84	127	79614	YCART-36/900-W	81	79746	MHS-84RU	98
79380	PMSMK2	213	79504	MBDS-18	129	79614	YCART-36/900-W	83	79747	MHS-96RU	98
79381	MAK2	213	79505	MBDS-24	129	79615	YCART-42/1050-W	81	79748	MHS-18RUV	98
79382	MAKHD2	213	79506	MBDS-30	129	79615	YCART-42/1050-W	83	79749	MHS-24RUV	98
79383	CLN460/18.4-12S	229	79507	MBDS-36	129	79616	YCART-48/1200-W	81	79750	MHS-30RUV	98
79384	CLN600/24-12S	229	79508	MBDS-42	129	79616	YCART-48/1200-W	83	79751	MHS-36RUV	98
79385	CLN760/30.4-12S	229	79509	MBDS-48	129	79617	YCART-18/450-P	81	79752	MHS-42RUV	98
79387	CLN900/36-12S	229	79510	MBDS-54	129	79617	YCART-18/450-P	83	79753	MHS-48RUV	98
79388	CLN1060/42.4-12S	229	79511	MBDS-60	129	79618	YCART-24/600-P	81	79754	MHS-54RUV	98
79389	CLN1200/48-12S	229	79512	MBDS-72	129	79618	YCART-24/600-P	83	79755	MHS-60RUV	98
79390	CLN1360/54.4-12S	229	79513	MBDS-84	129	79619	YCART-30/750-P	81	79756	MHS-72RUV	98
79392	CLN1520/60.8-12S	229	79514	MBRD-18	127	79619	YCART-30/750-P	83	79757	MHS-84RUV	98
79395	CLN1800/72-12S	229	79514	MBRD-18	129	79620	YCART-36/900-P	81	79758	MHS-96RUV	98
79398	CLN2100/84-12S	229	79515	MBRD-24	127	79620	YCART-36/900-P	83	79759	YT-TC-18S	80
79406	CLFR460/18.4-12S	229	79515	MBRD-24	129	79621	YCART-42/1050-P	81	79760	YT-TC-24S	80
79407	CLFR600/24-12S	229	79516	MBRD-30	127	79621	YCART-42/1050-P	83	79761	YT-TC-30S	80
79408	CLFR760/30.4-12S	229	79516	MBRD-30	129	79622	YCART-48/1200-P	81	79762	YT-TC-36S	80
79410	CLFR900/36-12S	229	79517	MBRD-36	127	79622	YCART-48/1200-P	83	79763	YT-TC-42S	80
79411	CLFR1060/42.4-12S	229	79517	MBRD-36	129	79623	YTAC	83	79764	YT-TC-48S	80
79412	CLFR1200/48-12S	229	79518	MBRD-42	127	79624	MHS-18RMV	100	79765	YT-18S	80
79413	CLFR1360/54.4-12S	229	79518	MBRD-42	129	79625	MHS-24RMV	100	79766	YT-24S	80
79415	CLFR1520/60.8-12S	229	79519	MBRD-48	127	79626	MHS-30RMV	100	79767	YT-30S	80
79418	CLFR1800/72-12S	229	79519	MBRD-48	129	79627	MHS-36RMV	100	79768	YT-36S	80
79421	CLFR2100/84-12S	229	79520	MBRD-54	127	79628	MHS-42RMV	100	79769	YT-42S	80
79431	MSTHD-VV	97	79520	MBRD-54	129	79629	MHS-48RMV	100	79770	YT-48S	80
79431	MSTHD-VV	106	79521	MBRD-60	127	79630	MHS-54RMV	100	79771	YTW-18S	80
79432	MSTHD-S	97	79521	MBRD-60	129	79631	MHS-60RMV	100	79772	YTW-24S	80
79432	MSTHD-S	106	79522	MBRD-72	127	79632	MHS-72RMV	100	79773	YTW-30S	80
79433	MSTHD-B	97	79522	MBRD-72	129	79637	FMS-18	95	79774	YTW-36S	80
79433	MSTHD-B	106	79523	MBRD-84	127	79638	FMS-24	95	79775	YTW-42S	80
79434	MSTDB	95	79523	MBRD-84	129	79639	FMS-30	95	79776	YTW-48S	80
79434	MSTDB	97	79524	MBCMK	129	79640	FMS-36	95	79777	YTHD-TC-36S	84
79434	MSTDB	100	79525	MBCBC	129	79641	FMS-42	95	79778	YTHD-TC-42S	84
79434	MSTDB	106	79526	MBCB	129	79642	FMS-48	95	79779	YTHD-TC-48S	84
79434	MSTDB	137	79527	MBADB	129	79643	FMS-54	95	79780	YTHD-TC-54S	84
79435	MSTAM	97	79528	MBCBM	129	79644	FMS-60	95	79781	YTHD-TC-60S	84
79435	MSTAM	106	79529	MBCM-1	129	79645	FMS-72	95	79782	YTHD-TC-72S	84
79436	MST-MBL	97	79530	MBCM-2	129	79646	FMS-18V	95	79783	YTHD-36S	84
79436	MST-MBL	106	79531	MBCTA	129	79647	FMS-24V	95	79784	YTHD-42S	84
79437	MST-MBR	97	79532	MBCBL	129	79648	FMS-30V	95	79785	YTHD-48S	84
79437	MST-MBR	106	79533	MBCMKK	129	79649	FMS-36V	95	79786	YTHD-54S	84
79439	MSTCHD	97	79534	MBCEC	129	79650	FMS-42V	95	79787	YTHD-60S	84
79439	MSTCHD	106	79535	STLP	129	79651	FMS-48V	95	79788	YTHD-72S	84
79440	MSTBK	97	79536	MBCDBK	127	79652	FMS-54V	95	79789	YTHDW-36S	84
79440	MSTBK	106	79536	MBCDBK	129	79653	FMS-60V	95	79790	YTHDW-42S	84
79441	MSTGT	97	79536	MBCDBK	137	79654	FMS-72V	95	79791	YTHDW-48S	84
79441	MSTGT	106	79571	MFASKHD	213	79656	PACB100	106	79792	YTHDW-54S	84
79442	MHS-18V-MST	100	79572	YT-W	81	79656	PACB100	126	79793	YTHDW-60S	84
79443	MHS-24V-MST	100	79572	YT-W	83	79656	PACB100	133	79794	YTHDW-72S	84
79444	MHS-30V-MST	100	79573	YT-P	81	79665	PTMHD54VR	209	79795	YSTS-Y	83
79445	MHS-36V-MST	100	79573	YT-P	83	79666	PTMHD60VR	209	79796	YSTS-P	83
79446	MHS-42V-MST	100	79574	YT-C	81	79667	PTMHD72VR	209	79797	YSTDHS-GR	87
79447	MHS-48V-MST	100	79574	YT-C	83	79668	PTMHD84VR	209	79798	YSTDHS-BL	87
79448	MHS-54V-MST	100	79582	SSTHB	105	79669	PTM24VR	209	79799	YTPHD-36/900	87
79449	MHS-60V-MST	100	79582	SSTHB	126	79670	PTM30VR	209	79800	YTPHD-42/1050	87
79450	MHS-72V-MST	100	79582	SSTHB	133	79671	PTM36VR	209	79801	YTPHD-48/1200	87
79451	MSTPMHD	97	79586	SSTHB-S/S	107	79672	PTM42VR	209	79802	YTPHD-54/1350	87
79451	MSTPMHD	106	79587	YTP-18/450	83	79673	PTM48VR	209	79803	YTPHD-60/1500	87
79453	UHVC	67	79588	YTP-24/600	83	79674	PTM54VR	209	79804	YTPHD-72/1800	87
79481	RB38BP	152	79589	YTP-30/750	83	79675	PTM60VR	209	79805	YTAHD-36/900	87
79481	RB38BP	158	79590	YTP-36/900	83	79676	YT-HDW	85	79806	YTAHD-42/1050	87
79481	RB38BP	159	79591	YTP-42/1050	83	79676	YT-HDW	87	79807	YTAHD-48/1200	87
79493	SSTLBK	105	79592	YTP-48/1200	83	79677	YT-HDP	85	79808	YTAHD-54/1350	87
79493	SSTLBK	107	79593	YTA-18/450	83	79677	YT-HDP	87	79809	YTAHD-60/1500	87
79493	SSTLBK	126	79594	YTA-24/600	83	79699	FMSC	97	79810	YTAHD-72/1800	87
79493	SSTLBK	133	79595	YTA-30/750	83	79728	YT-HDC	85	79811	YCART-18/450-TC	81
79494	MBC-18	127	79596	YTA-36/900	83	79728	YT-HDC	87	79811	YCART-18/450-TC	83
79495	MBC-24	127	79597	YTA-42/1050	83	79738	MHS-24RU	98	79812	YCART-24/600-TC	81

Index by Item Code

ITEM CODE	ORDERING NUMBER	PAGE	ITEM CODE	ORDERING NUMBER	PAGE	ITEM CODE	ORDERING NUMBER	PAGE	ITEM CODE	ORDERING NUMBER	PAGE
79812	YCART-24/600-TC	83	79863	RBSE-22	157	79956	CBSBLD84F	136	90027	PTM48VR-S/S	210
79813	YCART-30/750-TC	81	79864	RBSE-28	157	79957	CBSBLD96F	131	90028	PTM54VR-S/S	210
79813	YCART-30/750-TC	83	79865	RBSE-34	157	79957	CBSBLD96F	133	90029	PTM60VR-S/S	210
79814	YCART-36/900-TC	81	79866	RBSE-40	157	79957	CBSBLD96F	136	90030	PTMHD54VR-S/S	210
79814	YCART-36/900-TC	83	79867	RBSE-46	157	79958	CBS18PF	131	90031	PTMHD60VR-S/S	210
79815	YCART-42/1050-TC	81	79868	RBSE-52	157	79959	CBS24PF	131	90032	PTMHD72VR-S/S	210
79815	YCART-42/1050-TC	83	79869	RBSE-58	157	79960	CBS30PF	131	90033	PTMHD84VR-S/S	210
79816	YCART-48/1200-TC	81	79870	RBSE-64	157	79961	CBS36PF	131	90034	PTMSD72T-S/S	210
79816	YCART-48/1200-TC	83	79871	RBSE-70	157	79962	CBS42PF	131	90035	PTMSD84T-S/S	210
79817	YCART-36/900-HDP	85	79891	JNK-A	19	79963	CBS48PF	131	90036	PTMSD96T-S/S	210
79817	YCART-36/900-HDP	87	79892	JNK-B	29	79964	CBS54PF	131	90037	PTMSD120T-S/S	210
79818	YCART-42/1050-HDP	85	79893	JNK-C	39	79965	CBS60PF	131	90038	PTMSD72R-S/S	210
79818	YCART-42/1050-HDP	87	79893	JNK-C	47	79966	CBS72PF	131	90039	PTMSD84R-S/S	210
79819	YCART-48/1200-HDP	85	79893	JNK-C	67	79967	CBS84PF	131	90040	PTMSD96R-S/S	210
79819	YCART-48/1200-HDP	87	79893	JNK-C	74	79968	CBS96PF	131	90041	PTMSD120R-S/S	210
79820	YCART-54/1350-HDP	85	79893	JNK-C	105	79970	SB2	183	90042	PTMSD72VR-S/S	210
79820	YCART-54/1350-HDP	87	79893	JNK-C	122	79970	SB2	186	90043	PTMSD84VR-S/S	210
79821	YCART-60/1500-HDP	85	79893	JNK-C	126	79971	MIB24-2H	184	90044	PTMSD96VR-S/S	210
79821	YCART-60/1500-HDP	87	79894	JNK-D	55	79972	MIB30-2H	184	90045	PTMSD120VR-S/S	210
79822	YCART-72/1800-HDP	85	79894	JNK-D	60	79973	MIB36-2H	184	90046	MSR2-S/S	214
79822	YCART-72/1800-HDP	87	79896	JNK-F	122	79974	MIB42-2H	184	90047	PMSMK2-S/S	214
79823	YCART-36/900-HDW	85	79908	MIB2-1UF	183	79975	MIB48-2H	184	90048	MAK2-S/S	214
79823	YCART-36/900-HDW	87	79908	MIB2-1UF	186	79976	MIB54-2H	184	90049	MAKH2-S/S	214
79824	YCART-42/1050-HDW	85	79914	MBC-18-575V	127	79977	MIB60-2H	184	90050	MFASKHD-S/S	214
79824	YCART-42/1050-HDW	87	79915	MBC-24-575V	127	79978	MIB72-2H	184	90051	PTMSD72VR	209
79825	YCART-48/1200-HDW	85	79916	MBC-30-575V	127	79979	MSB24-2I	181	90052	PTMSD84VR	209
79825	YCART-48/1200-HDW	87	79917	MBC-36-575V	127	79980	MSB30-2I	181	90053	PTMSD96VR	209
79826	YCART-54/1350-HDW	85	79918	MBC-42-575V	127	79981	MSB36-2I	181	90054	PTMSD120VR	209
79826	YCART-54/1350-HDW	87	79919	MBC-48-575V	127	79982	MSB42-2I	181	90055	MSRSD-S/S	214
79827	YCART-60/1500-HDW	85	79920	MBC-54-575V	127	79983	MSB48-2I	181	90056	PMSMKSD-S/S	214
79827	YCART-60/1500-HDW	87	79921	MBC-60-575V	127	79984	MSB54-2I	181	90057	MAKSD-S/S	214
79828	YCART-72/1800-HDW	85	79922	MBC-72-575V	127	79985	MSB60-2I	181	90068	RWPPREC-624	134
79828	YCART-72/1800-HDW	87	79923	MBC-84-575V	127	79986	MSB72-2I	181	90069	RWPPREC-630	134
79829	YCART-36/900-HDTC	85	79924	MBCM-575-1	129	79987	MSBRMK	183	90070	RWPPREC-636	134
79829	YCART-36/900-HDTC	87	79925	MBCM-575-2	129	79988	SB2F	183	90071	RWPPREC-642	134
79830	YCART-42/1050-HDTC	85	79936	CBS18SF	131	79988	SB2F	186	90072	RWPPREC-648	134
79830	YCART-42/1050-HDTC	87	79937	CBS24SF	131	79989	SHIM-KITMOD	183	90073	RWPPREC-654	134
79831	YCART-48/1200-HDTC	85	79938	CBS30SF	131	79989	SHIM-KITMOD	186	90074	RWPPREC-660	134
79831	YCART-48/1200-HDTC	87	79939	CBS36SF	131	79991	MSB24RMK	181	90075	RWPPREC-672	134
79832	YCART-54/1350-HDTC	85	79940	CBS42SF	131	79992	MSB30RMK	181	90076	RWPPREC-684	134
79832	YCART-54/1350-HDTC	87	79941	CBS48SF	131	79993	MSB36RMK	181	90077	RWPPREC-696	134
79833	YCART-60/1500-HDTC	85	79942	CBS54SF	131	79994	MSB42RMK	181	90078	RWPPREC-1230	134
79833	YCART-60/1500-HDTC	87	79943	CBS60SF	131	79995	MSB48RMK	181	90079	RWPPREC-1236	134
79834	YCART-72/1800-HDTC	85	79944	CBS72SF	131	79996	MSB54RMK	181	90080	RWPPREC-1242	134
79834	YCART-72/1800-HDTC	87	79945	CBS84SF	131	79997	MSB60RMK	181	90081	RWPPREC-1248	134
79835	YTACHD	87	79946	CBS96SF	131	79998	MSB72RMK	181	90082	RWPPREC-1254	134
79836	YST-Y	83	79947	CBSBLD18F	131	90000	AWTPBA	47	90083	RWPPREC-1260	134
79837	YST-P	83	79947	CBSBLD18F	133	90000	AWTPBA	55	90084	RWPPREC-1272	134
79838	YST-S	83	79947	CBSBLD18F	136	90000	AWTPBA	60	90085	RWPPREC-1284	134
79839	YSTHD-GR	87	79948	CBSBLD24F	131	90001	PTM24T-S/S	210	90086	RWPPREC-1296	134
79840	YSTHD-S	87	79948	CBSBLD24F	133	90002	PTM30T-S/S	210	90087	RWPBLD-18	135
79841	YSTHD-BL	87	79948	CBSBLD24F	136	90003	PTM36T-S/S	210	90088	RWPBLD-24	135
79842	YSTHD-BK	87	79949	CBSBLD30F	131	90004	PTM42T-S/S	210	90089	RWPBLD-30	135
79843	YSTMB	83	79949	CBSBLD30F	133	90005	PTM48T-S/S	210	90090	RWPBLD-36	135
79844	YSTDBK	80	79949	CBSBLD30F	136	90006	PTM54T-S/S	210	90091	RWPBLD-42	135
79844	YSTDBK	83	79950	CBSBLD36F	131	90007	PTM60T-S/S	210	90092	RWPBLD-48	135
79844	YSTDBK	137	79950	CBSBLD36F	133	90008	PTMHD54T-S/S	210	90093	RWPBLD-54	135
79845	YSTGBK	83	79950	CBSBLD36F	136	90009	PTMHD60T-S/S	210	90094	RWPBLD-60	135
79846	YSTLBK	83	79951	CBSBLD42F	131	90010	PTMHD72T-S/S	210	90095	RWPBLD-66	135
79847	YSTTBK-W	83	79951	CBSBLD42F	133	90011	PTMHD84T-S/S	210	90096	RWPBLD-72	135
79848	YSTPMK	83	79951	CBSBLD42F	136	90012	PTM24R-S/S	210	90097	RWPBLD-78	135
79849	YSTHDMB	87	79952	CBSBLD48F	131	90013	PTM30R-S/S	210	90098	RWPBLD-84	135
79850	YSTHDDBK	84	79952	CBSBLD48F	133	90014	PTM36R-S/S	210	90099	RWPBLD-90	135
79850	YSTHDDBK	87	79952	CBSBLD48F	136	90015	PTM42R-S/S	210	90100	PTS-DRK	207
79850	YSTHDDBK	137	79953	CBSBLD54F	131	90016	PTM48R-S/S	210	90101	CBSBP18F	133
79851	YSTHDGBK	87	79953	CBSBLD54F	133	90017	PTM54R-S/S	210	90102	CBSBP24F	133
79852	YSTHDLBK	87	79953	CBSBLD54F	136	90018	PTM60R-S/S	210	90103	CBSBP30F	133
79853	YSTHDBK-W	87	79954	CBSBLD60F	131	90019	PTMHD54R-S/S	210	90104	CBSBP36F	133
79854	YSTPHDMK	87	79954	CBSBLD60F	133	90020	PTMHD60R-S/S	210	90105	CBSBP42F	133
79855	YSTTBK-B	83	79954	CBSBLD60F	136	90021	PTMHD72R-S/S	210	90106	CBSBP48F	133
79856	YSTHDBK-B	87	79955	CBSBLD72F	131	90022	PTMHD84R-S/S	210	90107	CBSBP54F	133
79857	YSTANK	83	79955	CBSBLD72F	133	90023	PTM24VR-S/S	210	90108	CBSBP60F	133
79858	YSTANKHD	87	79955	CBSBLD72F	136	90024	PTM30VR-S/S	210	90109	CBSBP72F	133
79861	RBSE-10	157	79956	CBSBLD84F	131	90025	PTM36VR-S/S	210	90110	CBSBP84F	133
79862	RBSE-16	157	79956	CBSBLD84F	133	90026	PTM42VR-S/S	210	90111	CBSBP96F	133

Index by Item Code

ITEM CODE	ORDERING NUMBER	PAGE	ITEM CODE	ORDERING NUMBER	PAGE	ITEM CODE	ORDERING NUMBER	PAGE	ITEM CODE	ORDERING NUMBER	PAGE
90185	PTMAFMKT	212	90267	PTEZ-30	201	90591	MXPP-654	64	90807	PTEZHD-JBBK	201
90186	PTMAFMKR	212	90268	PTEZ-36	201	90592	MXPP-660	64	90814	EST-A-P	19
90187	PTMAFMKHDR	212	90269	PTEZ-42	201	90593	MXPP-672	64	90815	EST-A-S	19
90188	PTMAEKT	212	90270	PTEZ-48	201	90594	MXPP-684	64	90816	EST-A-B	19
90189	PTMAEKR	212	90283	SKPU-6X1/2X25	220	90595	MXPP-696	64	90935	RBQB1-16/400	153
90190	PTMAEKVR	212	90284	SKPU-6X3/4X25	220	90596	MXPP-6120	64	90936	RBQB1-18/450	153
90191	PTMAEKHDT	212	90285	SKPU-8X1/2X25	220	90598	MXPPE	64	90937	RBQB1-22/550	153
90192	PTMAEKHDR	212	90286	SKPU-8X3/4X25	220	90599	XDSTMPK	64	90938	RBQB1-24/600	153
90193	PTMAEKHDVR	212	90319	SE6-VR84	212	90600	XDSTPAK	64	90939	RBQB1-28/700	153
90194	PTMAAK	212	90351	PTEZMB	201	90601	XDSTS-W	64	90940	RBQB1-30/750	153
90195	PTMAAKHD	212	90352	PTEZPB	201	90602	XDSTS-P	64	90941	RBQB1-34/850	153
90196	PTMAFASK	212	90353	PTEZDC	201	90603	XDSTS-B	64	90942	RBQB1-36/900	153
90197	PTMAORK	212	90362	PTMA36T	208	90604	XDSTBK-W	64	90943	RBQB1-40/1000	153
90220	SE6-R36	212	90363	PTMA42T	208	90605	XDSTBK-P	64	90944	RBQB1-42/1050	153
90221	SE6-R42	212	90364	PTMA48T	208	90606	XDSTBK-E	64	90945	RBQB1-46/1150	153
90222	SE6-R48	212	90365	PTMA54T	208	90607	MXPPBK	64	90946	RBQB1-48/1200	153
90223	SE6-R54	212	90366	PTMA60T	208	90608	XDSTPSBK	64	90947	RBQB1-52/1300	153
90224	SE6-R60	212	90367	PTMA36R	208	90609	XDSTTK	64	90948	RBQB1-54/1350	153
90225	SE6-R72	212	90368	PTMA42R	208	90610	XDSTJNK	64	90949	RBQB1-58/1450	153
90226	SE6-R84	212	90369	PTMA48R	208	90611	XDST-W	64	90950	RBQB1-60/1500	153
90227	SE6-T36	212	90370	PTMA54R	208	90612	XDST-P	64	90951	RBQB1-64/1600	153
90228	SE6-T42	212	90371	PTMA60R	208	90613	XDST-B	64	90952	RBQB1-70/1750	153
90229	SE6-T48	212	90372	PTMA36VR	208	90614	RBDT-6C	162	90953	RBQB1-72/1800	153
90230	SE6-T54/VR36	212	90373	PTMA42VR	208	90615	RBDTXHD-13C	163	90954	QB1PCK	153
90231	SE6-T60/VR42	212	90374	PTMA48VR	208	90616	PTEZHD-42/1050	201	91214	RWPPREC-1836	134
90232	SE6-T72/VR48	212	90375	PTMA54VR	208	90617	PTEZHD-48/1200	201	91215	RWPPREC-1842	134
90233	SE6-T84	212	90376	PTMA60VR	208	90618	PTEZHD-54/1350	201	91216	RWPPREC-1848	134
90234	SE6-VR54	212	90377	PTMAHD54T	208	90619	PTEZHD-60/1500	201	91217	RWPPREC-1854	134
90235	SE6-VR60	212	90378	PTMAHD60T	208	90620	PTEZHD-72/1800	201	91218	RWPPREC-1860	134
90236	SE6-VR72	212	90379	PTMAHD72T	208	90621	PTEZHD-84/2100	201	91219	RWPPREC-1872	134
90237	MIB24CSK	183	90380	PTMAHD84T	208	90622	MXPP-1242	64	91220	RWPPREC-1884	134
90237	MIB24CSK	186	90381	PTMAHD54R	208	90623	MXPP-1248	64	91221	RWPPREC-1896	134
90238	MIB30CSK	183	90382	PTMAHD60R	208	90624	MXPP-1254	64	91222	SKPU-6X1/2X50	220
90238	MIB30CSK	186	90383	PTMAHD72R	208	90625	MXPP-1260	64	91223	SKPU-6X3/4X50	220
90239	MIB36CSK	183	90384	PTMAHD84R	208	90626	MXPP-1272	64	91224	SKPU-8X1/2X50	220
90239	MIB36CSK	186	90385	PTMAHD54VR	208	90627	MXPP-1284	64	91225	SKPU-8X3/4X50	220
90240	MIB42CSK	183	90386	PTMAHD60VR	208	90628	MXPP-1296	64	91226	EZP1-UHT212	14
90240	MIB42CSK	186	90387	PTMAHD72VR	208	90629	MXPP-12120	64	91227	EZP1-UHT218	14
90241	MIB48CSK	183	90388	PTMAHD84VR	208	90631	CRDF18	130	91228	EZP1-UHT224	14
90241	MIB48CSK	186	90393	MXP-642	61	90632	CRDF24	130	91229	EZP1-UHT230	14
90242	MIB54CSK	183	90394	MXP-648	61	90633	CRDF30	130	91230	EZP1-UHT236	14
90242	MIB54CSK	186	90395	MXP-654	61	90634	CRDF36	130	91231	EZP1-UHT242	14
90243	MIB60CSK	183	90396	MXP-660	61	90635	CRDF42	130	91232	EZP1-UHT248	14
90243	MIB60CSK	186	90397	MXP-672	61	90636	CRDF48	130	91233	EZP1-UHT254	14
90244	MIB72CSK	183	90398	MXP-684	61	90637	CRDF54	130	91234	EZP1-UHT260	14
90244	MIB72CSK	186	90399	MXP-696	61	90638	CRDF60	130	91235	EZP1-UHT272	14
90245	MIB24WPK	183	90400	MXP-6120	61	90639	CRDF72	130	91236	EZP1-UHT818	14
90245	MIB24WPK	186	90409	USB12	61	90640	CRDF84	130	91237	EZP1-UHT824	14
90246	MIB30WPK	183	90409	USB12	64	90641	CBC3R	130	91238	EZP1-UHT830	14
90246	MIB30WPK	186	90410	USB6	61	90642	MXP-6108	61	91239	EZP1-UHT836	14
90247	MIB36WPK	183	90410	USB6	64	90643	MXP-12108	61	91240	EZP1-UHT842	14
90247	MIB36WPK	186	90411	USBP	64	90644	MXPP-6108	64	91241	EZP1-UHT848	14
90248	MIB42WPK	183	90412	USBBRP	64	90645	MXPP-12108	64	91242	EZP1-UHT854	14
90248	MIB42WPK	186	90434	EZCRMK24-48	174	90646	RBP1R-S	198	91243	EZP1-UHT860	14
90249	MIB48WPK	183	90435	QMT-ATEX	39	90647	RBP1R-M	198	91244	EZP1-UHT872	14
90249	MIB48WPK	186	90537	CBCS18	130	90648	RBP1R-L	198	91245	EZP1-UHT1424	14
90250	MIB54WPK	183	90538	CBCS24	130	90649	RBP1R-XL	198	91246	EZP1-UHT1430	14
90250	MIB54WPK	186	90539	CBCS30	130	90650	RBPRR-S	200	91247	EZP1-UHT1436	14
90251	MIB60WPK	183	90540	CBCS36	130	90651	RBPRR-M	200	91248	EZP1-UHT1442	14
90251	MIB60WPK	186	90541	CBCS42	130	90652	RBPRR-L	200	91249	EZP1-UHT1448	14
90252	MIB72WPK	183	90542	CBCS48	130	90653	RBPRR-XL	200	91250	EZP1-UHT1454	14
90252	MIB72WPK	186	90543	CBCS54	130	90762	CBC72	130	91251	EZP1-UHT1460	14
90253	MIB24CPK	186	90544	CBCS60	130	90763	CBC84	130	91252	EZP1-UHT1472	14
90254	MIB30CPK	186	90554	CBCS72	130	90795	PTEZHD-56/1400	201	91253	CRB-UHT10	16
90255	MIB36CPK	186	90555	CBCS84	130	90796	PTEZHD-64/1600	201	91253	CRB-UHT10	37
90256	MIB42CPK	186	90581	MXP-1242	61	90797	PTEZHD-80/2000	201	91254	CRB-UHT16	16
90257	MIB48CPK	186	90582	MXP-1248	61	90798	PTEZHD-42/1050-UG	201	91254	CRB-UHT16	37
90258	MIB54CPK	186	90583	MXP-1254	61	90799	PTEZHD-48/1200-UG	201	91255	CRB-UHT22	16
90259	MIB60CPK	186	90584	MXP-1260	61	90800	PTEZHD-54/1350-UG	201	91255	CRB-UHT22	37
90260	MIB72CPK	186	90585	MXP-1272	61	90801	PTEZHD-60/1500-UG	201	91256	CRB-UHT28	16
90261	EZCRMK54-60	174	90586	MXP-1284	61	90802	PTEZHD-72/1050-UG	201	91256	CRB-UHT28	37
90262	EZCRMK72	174	90587	MXP-1296	61	90803	PTEZHD-MBK	201	91257	CRB-UHT34	16
90264	ESBK-ATEX	19	90588	MXP-12120	61	90804	PTEZHD-PBK	201	91257	CRB-UHT34	37
90265	PTEZ-18	201	90589	MXPP-642	64	90805	PTEZHD-DCK	201	91258	CRB-UHT40	16
90266	PTEZ-24	201	90590	MXPP-648	64	90806	PTEZHD-WRBK	201	91258	CRB-UHT40	37

Index by Item Code

ITEM CODE	ORDERING NUMBER	PAGE	ITEM CODE	ORDERING NUMBER	PAGE	ITEM CODE	ORDERING NUMBER	PAGE	ITEM CODE	ORDERING NUMBER	PAGE
91259	CRB-UHT46	16	91400	SKPU-DUAL-6X1/2X25	221	91664	ES24-4-SF	215	91739	DC-42	216
91259	CRB-UHT46	37	91401	SKPU-DUAL-6X3/4X25	221	91665	ES30-4-SF	215	91740	DC-48	216
91260	CRB-UHT52	16	91402	SKPU-DUAL-8X1/2X25	221	91666	ES36-4-SF	215	91741	DC-54	216
91260	CRB-UHT52	37	91403	SKPU-DUAL-8X3/4X25	221	91667	ES42-4-SF	215	91742	DC-60	216
91261	CRB-UHT58	16	91404	SKPU-DUAL-6X1/2X50	221	91668	ES48-4-SF	215	91743	DC-66	216
91261	CRB-UHT58	37	91405	SKPU-DUAL-6X3/4X50	221	91669	ES54-4-SF	215	91744	DC-72	216
91262	CRB-UHT64	16	91406	SKPU-DUAL-8X1/2X50	221	91670	ES60-4-SF	215	91745	DC-84	216
91262	CRB-UHT64	37	91407	SKPU-DUAL-8X3/4X50	221	91671	ES66-4-SF	215	91746	DC-96	216
91263	CRB-UHT70	16	91408	SSTXD-W	133	91672	ES72-4-SF	215	91747	SP-24	216
91263	CRB-UHT70	37	91409	SSTXD-S	133	91673	ES84-4-SF	215	91748	SP-48	216
91264	MSP-UHT224	35	91410	SSTXD-B	133	91674	ES96-4-SF	215	91749	SP-72	216
91265	MSP-UHT230	35	91411	SSTXD-G	133	91675	ES48-4-TN	215	91750	SP-96	216
91266	MSP-UHT236	35	91412	SSTXDMK	133	91676	ES54-4-TN	215	91751	SKC-24	219
91267	MSP-UHT242	35	91413	SATXDPAT	133	91677	ES60-4-TN	215	91752	SKC-30	219
91268	MSP-UHT248	35	91414	SATXDNCB	133	91678	ES66-4-TN	215	91753	SKC-36	219
91269	MSP-UHT254	35	91415	SAT2MK	133	91679	ES72-4-TN	215	91754	SKC-42	219
91270	MSP-UHT260	35	91417	RWSECS-18F	136	91680	ES84-4-TN	215	91755	SKC-48	219
91271	MSP-UHT272	35	91418	RWSECS-24F	136	91681	ES96-4-TN	215	91756	SKC-54	219
91272	MSP-UHT824	35	91419	RWSECS-30F	136	91682	ES48-4-TF	215	91757	SKC-60	219
91273	MSP-UHT830	35	91420	RWSECS-36F	136	91683	ES54-4-TF	215	91758	SKC-66	219
91274	MSP-UHT836	35	91421	RWSECS-42F	136	91684	ES60-4-TF	215	91759	SKC-72	219
91275	MSP-UHT842	35	91422	RWSECS-48F	136	91685	ES66-4-TF	215	91760	SKC-84	219
91276	MSP-UHT848	35	91423	RWSECS-54F	136	91686	ES72-4-TF	215	91761	SKC-96	219
91277	MSP-UHT854	35	91424	RWSECS-60F	136	91687	ES84-4-TF	215	91762	LA-24	219
91278	MSP-UHT860	35	91425	RWSECS-72F	136	91688	ES96-4-TF	215	91763	LA-30	219
91279	MSP-UHT872	35	91426	RWSECS-84F	136	91689	ES24-8-SN	215	91764	LA-36	219
91280	MSP-UHT1442	35	91427	RWSECS-96F	136	91690	ES30-8-SN	215	91765	LA-42	219
91281	MSP-UHT1448	35	91430	FLXCP	119	91691	ES36-8-SN	215	91766	LA-48	219
91282	MSP-UHT1454	35	91431	FLXEP	119	91692	ES42-8-SN	215	91798	YTR-18S	80
91283	MSP-UHT1460	35	91432	CBSP18	133	91693	ES48-8-SN	215	91799	YTR-24S	80
91284	MSP-UHT1472	35	91433	CBSP24	133	91694	ES54-8-SN	215	91800	YTR-30S	80
91285	QMT-A-P	39	91434	CBSP30	133	91695	ES60-8-SN	215	91801	YTR-36S	80
91286	QMT-A-W	39	91435	CBSP36	133	91696	ES66-8-SN	215	91802	YTR-42S	80
91288	SKPU-4X3/8X25	220	91436	CBSP42	133	91697	ES72-8-SN	215	91803	YTR-48S	80
91289	SKPU-4X1/2X25	220	91437	CBSP48	133	91698	ES84-8-SN	215	91804	YTR-R	81
91290	SKPU-4X5/8X25	220	91438	CBSP54	133	91699	ES96-8-SN	215	91804	YT-R	83
91291	SKPU-4X3/4X25	220	91439	CBSP60	133	91700	ES24-8-SF	215	91805	YCARD-18/450-R	81
91292	SKPU-4X1X25	220	91440	CBSP72	133	91701	ES30-8-SF	215	91805	YCARD-18/450-R	83
91293	SKPU-4X3/8X50	220	91441	CBSP84	133	91702	ES36-8-SF	215	91806	YCARD-24/600-R	81
91294	SKPU-4X1/2X50	220	91442	CBSP96	133	91703	ES42-8-SF	215	91806	YCARD-24/600-R	83
91295	SKPU-4X5/8X50	220	91571	MBC-18-S	127	91704	ES48-8-SF	215	91807	YCARD-30/750-R	81
91296	SKPU-4X3/4X50	220	91572	MBC-24-S	127	91705	ES54-8-SF	215	91807	YCARD-30/750-R	83
91297	SKPU-4X1X50	220	91573	MBC-30-S	127	91706	ES60-8-SF	215	91808	YCARD-36/900-R	81
91298	SKPU-6X3/8X25	220	91574	MBC-36-S	127	91707	ES66-8-SF	215	91808	YCARD-36/900-R	83
91299	SKPU-6X5/8X25	220	91575	MBC-42-S	127	91708	ES72-8-SF	215	91809	YCARD-42/1050-R	81
91300	SKPU-6X1X25	220	91576	MBC-48-S	127	91709	ES84-8-SF	215	91809	YCARD-42/1050-R	83
91301	SKPU-6X3/8X50	220	91577	MBC-54-S	127	91710	ES96-8-SF	215	91810	YCARD-48/1200-R	81
91302	SKPU-6X5/8X50	220	91578	MBC-60-S	127	91711	ES48-8-TN	215	91810	YCARD-48/1200-R	83
91303	SKPU-6X1X50	220	91579	MBC-72-S	127	91712	ES54-8-TN	215	91811	YSTGBK-R	83
91304	SKPU-8X3/8X25	220	91580	MBC-84-S	127	91713	ES60-8-TN	215	91812	YSTLBK-R	83
91305	SKPU-8X5/8X25	220	91581	MBC-18-575V-S	127	91714	ES66-8-TN	215	91813	YSTBKPU-R	83
91306	SKPU-8X1X25	220	91582	MBC-24-575V-S	127	91715	ES72-8-TN	215	91814	YST-Y-R	83
91307	SKPU-8X3/8X50	220	91583	MBC-30-575V-S	127	91716	ES84-8-TN	215	91815	YST-P-R	83
91308	SKPU-8X5/8X50	220	91584	MBC-36-575V-S	127	91717	ES96-8-TN	215	91816	YTHDR-36S	84
91309	SKPU-8X1X50	220	91585	MBC-42-575V-S	127	91718	ES48-8-TF	215	91817	YTHDR-42S	84
91310	SKPU-10X3/8X25	220	91586	MBC-48-575V-S	127	91719	ES54-8-TF	215	91818	YTHDR-48S	84
91311	SKPU-10X1/2X25	220	91587	MBC-54-575V-S	127	91720	ES60-8-TF	215	91819	YTHDR-54S	84
91312	SKPU-10X5/8X25	220	91588	MBC-60-575V-S	127	91721	ES66-8-TF	215	91820	YTHDR-60S	84
91313	SKPU-10X3/4X25	220	91589	MBC-72-575V-S	127	91722	ES72-8-TF	215	91821	YTHDR-72S	84
91314	SKPU-10X1X25	220	91590	MBC-84-575V-S	127	91723	ES84-8-TF	215	91822	YT-HDR	85
91315	SKPU-10X3/8X50	220	91591	MBCM-1-S	129	91724	ES96-8-TF	215	91822	YT-HDR	87
91316	SKPU-10X1/2X50	220	91592	MBCM-2-S	129	91725	RS-24	216	91823	YCARD-36/900-HDR	85
91317	SKPU-10X5/8X50	220	91593	MBCM-575-1-S	129	91726	RS-30	216	91823	YCARD-36/900-HDR	87
91318	SKPU-10X3/4X50	220	91594	MBCM-575-2-S	129	91727	RS-36	216	91824	YCARD-42/1050-HDR	85
91319	SKPU-10X1X50	220	91653	ES24-4-SN	215	91728	RS-42	216	91824	YCARD-42/1050-HDR	87
91320	SKPU-12X3/8X25	220	91654	ES30-4-SN	215	91729	RS-48	216	91825	YCARD-48/1200-HDR	85
91321	SKPU-12X1/2X25	220	91655	ES36-4-SN	215	91730	RS-54	216	91825	YCARD-48/1200-HDR	87
91322	SKPU-12X5/8X25	220	91656	ES42-4-SN	215	91731	RS-60	216	91826	YCARD-54/1350-HDR	85
91323	SKPU-12X3/4X25	220	91657	ES48-4-SN	215	91732	RS-66	216	91826	YCARD-54/1350-HDR	87
91324	SKPU-12X1X25	220	91658	ES54-4-SN	215	91733	RS-72	216	91827	YCARD-60/1500-HDR	85
91325	SKPU-12X3/8X50	220	91659	ES60-4-SN	215	91734	RS-84	216	91827	YCARD-60/1500-HDR	87
91326	SKPU-12X1/2X50	220	91660	ES66-4-SN	215	91735	RS-96	216	91828	YCARD-72/1800-HDR	85
91327	SKPU-12X5/8X50	220	91661	ES72-4-SN	215	91736	DC-24	216	91828	YCARD-72/1800-HDR	87
91328	SKPU-12X3/4X50	220	91662	ES84-4-SN	215	91737	DC-30	216	91829	YSTHDBGK-R	87
91329	SKPU-12X1X50	220	91663	ES96-4-SN	215	91738	DC-36	216	91830	YSTHDLBK-R	87

Index *by Item Code*

ITEM CODE	ORDERING NUMBER	PAGE	ITEM CODE	ORDERING NUMBER	PAGE	ITEM CODE	ORDERING NUMBER	PAGE	ITEM CODE	ORDERING NUMBER	PAGE
91831	YSTHDBK-BL-R	87									
91832	YSTHDBK-GR-R	87									
91833	YSTHD-GR-R	87									
91834	YSTHD-BL-R	87									
91835	LA-54	219									
91836	LA-60	219									
91837	LA-66	219									
91838	LA-72	219									
91839	LA-84	219									
91840	LA-96	219									
91841	SL-48	219									
91842	TL-48	219									
91865	TRB-UHT18	45									
91866	TRB-UHT24	45									
91867	TRB-UHT30	45									
91868	TRB-UHT36	45									
91869	TRB-UHT42	45									
91870	TRB-UHT48	45									
91871	TRB-UHT54	45									
91872	TRB-UHT60	45									
91873	TRB-UHT66	45									
91874	TRB-UHT72	45									
91875	TRB-UHT78	45									
91876	TRB-UHT84	45									
91877	TRB-UHT90	45									
92159	DCRR-24	219									
92160	DCRR-30	219									
92161	DCRR-36	219									
92162	DCRR-42	219									
92163	DCRR-48	219									
92164	DCRR-54	219									
92165	DCRR-60	219									
92166	DCRR-66	219									
92167	DCRR-72	219									
92168	DCRR-84	219									
92169	DCRR-96	219									
92170	RSRR-24	219									
92171	RSRR-30	219									
92172	RSRR-36	219									
92173	RSRR-42	219									
92174	RSRR-48	219									
92175	RSRR-54	219									
92176	RSRR-60	219									
92177	RSRR-66	219									
92178	RSRR-72	219									
92179	RSRR-84	219									
92180	RSRR-96	219									
A1636	CLFR1360/54.4-12	229									
K2546	WB24-2-S/S	142									
K2547	WB30-2-S/S	142									
K2548	WB36-2-S/S	142									
K2549	WB42-2-S/S	142									
K2550	WB48-2-S/S	142									
K2551	WB54-2-S/S	142									
K2552	WB60-2-S/S	142									
K2553	WB72-2-S/S	142									
K2554	WB84-2-S/S	142									
K2555	WB96-2-S/S	142									
K2686	WB24C-2-S/S	142									
K2687	WB30C-2-S/S	142									
K2688	WB36C-2-S/S	142									
K2689	WB42C-2-S/S	142									
K2690	WB48C-2-S/S	142									
K2691	WB54C-2-S/S	142									
K2692	WB60C-2-S/S	142									
K2693	WB72C-2-S/S	142									
K2694	WB84C-2-S/S	142									
K2695	WB96C-2-S/S	142									

Index by Ordering Number

ORDERING NUMBER	ITEM CODE	PAGE	ORDERING NUMBER	ITEM CODE	PAGE	ORDERING NUMBER	ITEM CODE	PAGE	ORDERING NUMBER	ITEM CODE	PAGE
ORDERING NUMBER	PART #	PAGE	CART2-120/3000	77912	115	CBSBLD54F	79953	131	CCMKHD	78920	148
900924	04200	226	CART2-120/3000	77912	119	CBSBLD54F	79953	133	CDWB24	75884	123
900936	04143	226	CART2-60/1500	77908	111	CBSBLD54F	79953	136	CDWB30	75885	123
900948	04144	226	CART2-60/1500	77908	115	CBSBLD60F	79954	131	CDWB36	75886	123
900960	04145	226	CART2-60/1500	77908	119	CBSBLD60F	79954	133	CDWB42	75887	123
900972	04146	226	CART2-72/1800	77909	111	CBSBLD60F	79954	136	CDWB48	75888	123
900984	04147	226	CART2-72/1800	77909	115	CBSBLD72F	79955	131	CDWB54	75889	123
10FRD6.5/21	71014	227	CART2-72/1800	77909	119	CBSBLD72F	79955	133	CDWB60	75890	123
10FRP6.5/21	71020	227	CART2-84/2100	77910	111	CBSBLD72F	79955	136	CDWB72	75891	123
10ND6.5/21	71002	227	CART2-84/2100	77910	115	CBSBLD84F	79956	131	CDWB84	76942	123
10NP6.5/21	71010	227	CART2-84/2100	77910	119	CBSBLD84F	79956	133	CDWB96	79062	123
12FRD6.5/21	71016	227	CART2-96/2400	77911	111	CBSBLD84F	79956	136	CEBC1	30018	226
12FRD6.5/21	71159	227	CART2-96/2400	77911	115	CBSBLD96F	79957	131	CEBC2	30019	226
12FRP6.5/21	71022	227	CART2-96/2400	77911	119	CBSBLD96F	79957	133	CFG-212	78838	21
12ND6.5/21	71004	227	CBC18	76668	130	CBSBLD96F	79957	136	CFG-218	78839	21
12ND6.5/21	71155	227	CBC24	76669	130	CBSBP18F	90101	133	CFG-224	78840	21
12NP6.5/21	71012	227	CBC30	76670	130	CBSBP24F	90102	133	CFG-230	78841	21
15FRD6.5/21	71018	227	CBC36	76671	130	CBSBP30F	90103	133	CFG-236	78842	21
15FRP6.5/21	71015	227	CBC3R	90641	130	CBSBP36F	90104	133	CFG-242	78843	21
15ND6.5/21	71006	227	CBC42	76672	130	CBSBP42F	90105	133	CFG-248	78844	21
15NP6.5/21	71017	227	CBC48	76673	130	CBSBP48F	90106	133	CFG-254	78845	21
20FRD6.5/21	71019	227	CBC54	76674	130	CBSBP54F	90107	133	CFG-260	78846	21
20FRP6.5/21	72129	227	CBC60	76675	130	CBSBP60F	90108	133	CFG-818	78924	21
20ND6.5/21	71008	227	CBC72	90762	130	CBSBP72F	90109	133	CFG-824	78925	21
20NP6.5/21	71021	227	CBC84	90763	130	CBSBP84F	90110	133	CFG-830	78926	21
25ND6.5/21	71152	227	CBCS18	90537	130	CBSBP96F	90111	133	CFG-836	78927	21
25NP6.5/21	71163	227	CBCS24	90538	130	CBSP18	91432	133	CFG-842	78928	21
7.5NLD3.3/11	71077	227	CBCS30	90539	130	CBSP24	91433	133	CFG-848	78929	21
7.5WLD3.3/11	71076	227	CBCS36	90540	130	CBSP30	91434	133	CFG-854	78930	21
900CBK	04149	226	CBCS42	90541	130	CBSP36	91435	133	CFG-860	78931	21
ABU	76788	122	CBCS48	90542	130	CBSP42	91436	133	CLFR1060/42.4-12	71123	229
ABU	76788	122	CBCS54	90543	130	CBSP48	91437	133	CLFR1060/42.4-12S	79411	229
AWTA	75907	47	CBCS60	90544	130	CBSP54	91438	133	CLFR1200/48-12	71005	229
AWTA	75907	55	CBCS72	90554	130	CBSP60	91439	133	CLFR1200/48-12S	79412	229
AWTA	75907	60	CBCS84	90555	130	CBSP72	91440	133	CLFR1360/54.4-12	A1636	229
AWTB	75905	47	CBS18PF	79958	131	CBSP84	91441	133	CLFR1360/54.4-12S	79413	229
AWTB	75905	55	CBS18SF	79936	131	CBSP96	91442	133	CLFR1520/60.8-12	71009	229
AWTB	75905	60	CBS24PF	79959	131	CBV-72	74389	164	CLFR1520/60.8-12S	79415	229
AWTHK	75909	47	CBS24SF	79937	131	CBV-84	74390	164	CLFR1800/72-12	71079	229
AWTHK	75909	55	CBS30PF	79960	131	CBV-96	74391	164	CLFR1800/72-12S	79418	229
AWTHK	75909	60	CBS30SF	79938	131	CBV-L	73134	164	CLFR2100/84-12	71082	229
AWTMB	75906	47	CBS36PF	79961	131	CBV-M	73133	164	CLFR2100/84-12S	79421	229
AWTMB	75906	55	CBS36SF	79939	131	CBV-S	73132	164	CLFR460/18.4-12	71118	229
AWTMB	75906	60	CBS42PF	79962	131	CBV-XS	73131	164	CLFR460/18.4-12S	79406	229
AWTNCB	76069	47	CBS42SF	79940	131	CCKHDL	79225	79	CLFR600/24-12	71119	229
AWTNCB	76069	55	CBS48PF	79963	131	CCKHDL	79225	111	CLFR600/24-12S	79407	229
AWTNCB	76069	60	CBS48SF	79941	131	CCKHDL	79225	115	CLFR760/30.4-12	71120	229
AWTPBA	90000	47	CBS54PF	79964	131	CCKHDL	79225	148	CLFR760/30.4-12S	79408	229
AWTPBA	90000	55	CBS54SF	79942	131	CCKHDR	79229	79	CLFR900/36-12	71122	229
AWTPBA	90000	60	CBS60PF	79965	131	CCKHDR	79229	111	CLFR900/36-12S	79410	229
CART-24/600	77900	111	CBS60SF	79943	131	CCKHDR	79229	115	CLMFR1050/42-15	61312	228
CART-24/600	77900	115	CBS72PF	79966	131	CCKHDR	79229	148	CLMFR1050/42-15S	62067	228
CART-24/600	77900	119	CBS72SF	79944	131	CCKHDS	79233	79	CLMFR1200/48-15	61313	228
CART-30/750	77901	111	CBS84PF	79967	131	CCKHDS	79233	111	CLMFR1200/48-15S	62068	228
CART-30/750	77901	115	CBS84SF	79945	131	CCKHDS	79233	115	CLMFR1350/54-15	61314	228
CART-30/750	77901	119	CBS96PF	79968	131	CCKHDS	79233	148	CLMFR1350/54-15S	62069	228
CART-36/900	77902	111	CBS96SF	79946	131	CCKL	79224	79	CLMFR1500/60-15	61315	228
CART-36/900	77902	115	CBSBLD18F	79947	131	CCKL	79224	91	CLMFR1500/60-15S	62070	228
CART-36/900	77902	119	CBSBLD18F	79947	133	CCKL	79224	94	CLMFR1800/72-15	61316	228
CART-42/1050	77903	111	CBSBLD18F	79947	136	CCKL	79224	148	CLMFR1800/72-15S	62071	228
CART-42/1050	77903	115	CBSBLD24F	79948	131	CCKR	79228	79	CLMFR2100/84-15	61317	228
CART-42/1050	77903	119	CBSBLD24F	79948	133	CCKR	79228	91	CLMFR2100/84-15S	62072	228
CART-48/1200	77904	111	CBSBLD24F	79948	136	CCKR	79228	94	CLMFR450/18-15	61308	228
CART-48/1200	77904	115	CBSBLD30F	79949	131	CCKR	79228	148	CLMFR450/18-15S	62063	228
CART-48/1200	77904	119	CBSBLD30F	79949	133	CCKTS	79232	79	CLMFR6.5/21-15	61319	227
CART-54/1350	77905	111	CBSBLD30F	79949	136	CCKTS	79232	91	CLMFR600/24-15	61309	228
CART-54/1350	77905	115	CBSBLD36F	79950	131	CCKTS	79232	94	CLMFR600/24-15S	62064	228
CART-54/1350	77905	119	CBSBLD36F	79950	133	CCKTS	79232	148	CLMFR750/30-15	61310	228
CART-60/1500	77906	111	CBSBLD36F	79950	136	CCMK	78919	79	CLMFR750/30-15S	62065	228
CART-60/1500	77906	115	CBSBLD42F	79951	131	CCMK	78919	91	CLMFR900/36-15	61311	228
CART-60/1500	77906	119	CBSBLD42F	79951	133	CCMK	78919	94	CLMFR900/36-15S	62066	228
CART-72/1800	77907	111	CBSBLD42F	79951	136	CCMK	78919	148	CLMN1050/42-15	61298	228
CART-72/1800	77907	115	CBSBLD48F	79952	131	CCMKHD	78920	79	CLMN1050/42-15S	62056	228
CART-72/1800	77907	119	CBSBLD48F	79952	133	CCMKHD	78920	111	CLMN1200/48-15	61299	228
CART2-120/3000	77912	111	CBSBLD48F	79952	136	CCMKHD	78920	115	CLMN1200/48-15S	62057	228

Index by Ordering Number

ORDERING NUMBER	ITEM CODE	PAGE	ORDERING NUMBER	ITEM CODE	PAGE	ORDERING NUMBER	ITEM CODE	PAGE	ORDERING NUMBER	ITEM CODE	PAGE
CLMN1350/54-15	61300	228	CRB-HT46	76599	37	CRB-UHT34	91257	16	CRB58	75636	37
CLMN1350/54-15S	62058	228	CRB-HT52	76600	16	CRB-UHT34	91257	37	CRB58	75636	151
CLMN1500/60-15	61301	228	CRB-HT52	76600	22	CRB-UHT40	91258	16	CRB64	75775	16
CLMN1500/60-15S	62059	228	CRB-HT52	76600	37	CRB-UHT40	91258	37	CRB64	75775	22
CLMN1800/72-15	61302	228	CRB-HT58	76601	16	CRB-UHT46	91259	16	CRB64	75775	37
CLMN1800/72-15S	62060	228	CRB-HT58	76601	22	CRB-UHT46	91259	37	CRB70	75773	16
CLMN2100/84-15	61303	228	CRB-HT58	76601	37	CRB-UHT52	91260	16	CRB70	75773	22
CLMN2100/84-15S	62061	228	CRB-HT64	76602	16	CRB-UHT52	91260	37	CRB70	75773	37
CLMN450/18-15	61294	228	CRB-HT64	76602	22	CRB-UHT58	91261	16	CRB70	75773	151
CLMN450/18-15S	62052	228	CRB-HT64	76602	37	CRB-UHT58	91261	37	CRB76	76940	16
CLMN6.5/21-15	62216	227	CRB-HT70	76603	16	CRB-UHT64	91262	16	CRB76	76940	22
CLMN600/24-15	61295	228	CRB-HT70	76603	22	CRB-UHT64	91262	37	CRB76	76940	37
CLMN600/24-15S	62053	228	CRB-HT70	76603	37	CRB-UHT70	91263	16	CRB82	76941	16
CLMN750/30-15	61296	228	CRB-LS10	77088	27	CRB-UHT70	91263	37	CRB82	76941	22
CLMN750/30-15S	62054	228	CRB-LS10	77088	31	CRB-W10	78471	16	CRB82	76941	37
CLMN900/36-15	61297	228	CRB-LS10HT	77551	27	CRB-W10	78471	22	CRDF18	90631	130
CLMN900/36-15S	62055	228	CRB-LS10HT	77551	31	CRB-W10	78471	37	CRDF24	90632	130
CLN1060/42.4-12	71116	229	CRB-LS10W	77097	27	CRB-W16	78472	16	CRDF30	90633	130
CLN1060/42.4-12S	79388	229	CRB-LS10W	77097	31	CRB-W16	78472	22	CRDF36	90634	130
CLN1200/48-12	71039	229	CRB-LS16	77089	27	CRB-W16	78472	37	CRDF42	90635	130
CLN1200/48-12S	79389	229	CRB-LS16	77089	31	CRB-W22	78473	16	CRDF48	90636	130
CLN1360/54.4-12	71126	229	CRB-LS16HT	77552	27	CRB-W22	78473	22	CRDF54	90637	130
CLN1360/54.4-12S	79390	229	CRB-LS16HT	77552	31	CRB-W22	78473	37	CRDF60	90638	130
CLN1520/60.8-12	71127	229	CRB-LS16W	77098	27	CRB-W28	78474	16	CRDF72	90639	130
CLN1520/60.8-12S	79392	229	CRB-LS16W	77098	31	CRB-W28	78474	22	CRDF84	90640	130
CLN1800/72-12	71042	229	CRB-LS22	77090	27	CRB-W28	78474	37	CST1HD-B	77874	119
CLN1800/72-12S	79395	229	CRB-LS22	77090	31	CRB-W34	78475	16	CST1HD-G	77875	119
CLN2100/84-12	71044	229	CRB-LS22HT	77553	27	CRB-W34	78475	22	CST1HD-S	77873	119
CLN2100/84-12S	79398	229	CRB-LS22HT	77553	31	CRB-W34	78475	37	CST1HD-W	77872	119
CLN460/18.4-12	71111	229	CRB-LS22W	77099	27	CRB-W40	78476	16	CSTBK	77037	119
CLN460/18.4-12S	79383	229	CRB-LS22W	77099	31	CRB-W40	78476	22	CSTHDMK	77871	119
CLN600/24-12	71112	229	CRB-LS28	77091	27	CRB-W40	78476	37	CSTHDPM	77869	119
CLN600/24-12S	79384	229	CRB-LS28	77091	31	CRB-W46	78477	16	CTS-B	77744	119
CLN760/30.4-12	71113	229	CRB-LS28HT	77554	27	CRB-W46	78477	22	CTS-B-S/S	78387	33
CLN760/30.4-12S	79385	229	CRB-LS28HT	77554	31	CRB-W46	78477	37	CTS-G	77745	119
CLN900/36-12	71115	229	CRB-LS28W	77100	27	CRB-W52	78478	16	CTS-S	77743	83
CLN900/36-12S	79387	229	CRB-LS28W	77100	31	CRB-W52	78478	22	CTS-S	77743	119
CLSFG-212	77144	30	CRB-LS34	77092	27	CRB-W52	78478	37	CTS-W	77742	119
CLSFG-218	77145	30	CRB-LS34	77092	31	CRB-W58	78479	16	DC-24	91736	216
CLSFG-224	77146	30	CRB-LS34HT	77555	27	CRB-W58	78479	22	DC-30	91737	216
CLSFG-230	77147	30	CRB-LS34HT	77555	31	CRB-W58	78479	37	DC-36	91738	216
CLSFG-236	77148	30	CRB-LS34W	77101	27	CRB10	75628	16	DC-42	91739	216
CLSFG-242	77149	30	CRB-LS34W	77101	31	CRB10	75628	22	DC-48	91740	216
CLSFG-248	77150	30	CRB-LS40	77093	27	CRB10	75628	37	DC-54	91741	216
CLSFG-254	77151	30	CRB-LS40	77093	31	CRB10	75628	151	DC-60	91742	216
CLSFG-260	77152	30	CRB-LS40HT	77556	27	CRB16	75629	16	DC-66	91743	216
CLSFG-818	77153	30	CRB-LS40HT	77556	31	CRB16	75629	22	DC-72	91744	216
CLSFG-824	77154	30	CRB-LS40W	77102	27	CRB16	75629	37	DC-84	91745	216
CLSFG-830	77155	30	CRB-LS40W	77102	31	CRB16	75629	151	DC-96	91746	216
CLSFG-836	77156	30	CRB-LS46	77094	27	CRB22	75630	16	DCRR-24	92159	219
CLSFG-842	77157	30	CRB-LS46	77094	31	CRB22	75630	22	DCRR-30	92160	219
CLSFG-848	77158	30	CRB-LS46HT	77557	27	CRB22	75630	37	DCRR-36	92161	219
CLSFG-854	77159	30	CRB-LS46HT	77557	31	CRB22	75630	151	DCRR-42	92162	219
CLSFG-860	77160	30	CRB-LS46W	77103	27	CRB28	75631	16	DCRR-48	92163	219
CPB	76692	130	CRB-LS46W	77103	31	CRB28	75631	22	DCRR-54	92164	219
CRB-HT10	76593	16	CRB-LS52	77095	27	CRB28	75631	37	DCRR-60	92165	219
CRB-HT10	76593	22	CRB-LS52	77095	31	CRB28	75631	151	DCRR-66	92166	219
CRB-HT10	76593	37	CRB-LS52HT	77558	27	CRB34	75632	16	DCRR-72	92167	219
CRB-HT16	76594	16	CRB-LS52HT	77558	31	CRB34	75632	22	DCRR-84	92168	219
CRB-HT16	76594	22	CRB-LS52W	77104	27	CRB34	75632	37	DCRR-96	92169	219
CRB-HT16	76594	37	CRB-LS52W	77104	31	CRB34	75632	151	DRXD-42-520	76912	194
CRB-HT22	76595	16	CRB-LS58	77096	27	CRB40	75633	16	DRXD-42-535	76919	194
CRB-HT22	76595	22	CRB-LS58	77096	31	CRB40	75633	22	DRXD-48-520	76913	194
CRB-HT22	76595	37	CRB-LS58HT	77559	27	CRB40	75633	37	DRXD-48-535	76920	194
CRB-HT28	76596	16	CRB-LS58HT	77559	31	CRB40	75633	151	DRXD-54-520	76914	194
CRB-HT28	76596	22	CRB-LS58W	77105	27	CRB46	75634	16	DRXD-54-535	76921	194
CRB-HT28	76596	37	CRB-LS58W	77105	31	CRB46	75634	22	DRXD-60-520	76915	194
CRB-HT34	76597	16	CRB-UHT10	91253	16	CRB46	75634	37	DRXD-60-535	76922	194
CRB-HT34	76597	22	CRB-UHT10	91253	37	CRB46	75634	151	DRXD-72-520	76916	194
CRB-HT34	76597	37	CRB-UHT16	91254	16	CRB52	75635	16	DRXD-72-535	76923	194
CRB-HT40	76598	16	CRB-UHT16	91254	37	CRB52	75635	22	DRXD-84-520	76917	194
CRB-HT40	76598	22	CRB-UHT22	91255	16	CRB52	75635	37	DRXD-84-535	76924	194
CRB-HT40	76598	37	CRB-UHT22	91255	37	CRB52	75635	151	DRXD-96-520	76918	194
CRB-HT46	76599	16	CRB-UHT28	91256	16	CRB58	75636	16	DRXD-96-535	76925	194
CRB-HT46	76599	22	CRB-UHT28	91256	37	CRB58	75636	22	DRXH-24-420	76880	192

Index by Ordering Number

ORDERING NUMBER	ITEM CODE	PAGE	ORDERING NUMBER	ITEM CODE	PAGE	ORDERING NUMBER	ITEM CODE	PAGE	ORDERING NUMBER	ITEM CODE	PAGE
DRXH-24-435	76896	192	DRXM-42-420	76851	190	ES66-4-TN	91678	215	EZAI-54I	79096	184
DRXH-24-520	76888	192	DRXM-42-435	76867	190	ES66-8-SF	91707	215	EZAI-60	79006	169
DRXH-24-535	76904	192	DRXM-42-520	76859	190	ES66-8-SN	91696	215	EZAI-60I	79097	172
DRXH-30-420	76881	192	DRXM-42-535	76875	190	ES66-8-TF	91721	215	EZAI-60I	79097	181
DRXH-30-435	76897	192	DRXM-48-420	76852	190	ES66-8-TN	91714	215	EZAI-60I	79097	184
DRXH-30-520	76889	192	DRXM-48-435	76868	190	ES72-4-SF	91672	215	EZAI-72	79007	169
DRXH-30-535	76905	192	DRXM-48-520	76860	190	ES72-4-SN	91661	215	EZAI-72I	79098	172
DRXH-36-420	76882	192	DRXM-48-535	76876	190	ES72-4-TF	91686	215	EZAI-72I	79098	181
DRXH-36-435	76898	192	DRXM-54-420	76853	190	ES72-4-TN	91679	215	EZAI-72I	79098	184
DRXH-36-520	76890	192	DRXM-54-435	76869	190	ES72-8-SF	91708	215	EZBMK-24	78944	177
DRXH-36-535	76906	192	DRXM-54-520	76861	190	ES72-8-SN	91697	215	EZBMK-24	78944	180
DRXH-42-420	76883	192	DRXM-54-535	76877	190	ES72-8-TF	91722	215	EZBMK-30	78945	177
DRXH-42-435	76899	192	DRXM-60-420	76854	190	ES72-8-TN	91715	215	EZBMK-30	78945	180
DRXH-42-520	76891	192	DRXM-60-435	76870	190	ES84-4-SF	91673	215	EZBMK-36	78946	177
DRXH-42-535	76907	192	DRXM-60-520	76862	190	ES84-4-SN	91662	215	EZBMK-36	78946	180
DRXH-48-420	76884	192	DRXM-60-535	76878	190	ES84-4-TF	91687	215	EZBMK-42	78947	177
DRXH-48-435	76900	192	DRXM-72-420	76855	190	ES84-4-TN	91680	215	EZBMK-42	78947	180
DRXH-48-520	76892	192	DRXM-72-435	76871	190	ES84-8-SF	91709	215	EZBMK-48	78948	177
DRXH-48-535	76908	192	DRXM-72-520	76863	190	ES84-8-SN	91698	215	EZBMK-48	78948	180
DRXH-54-420	76885	192	DRXM-72-535	76879	190	ES84-8-TF	91723	215	EZBMK-54	78949	177
DRXH-54-435	76901	192	DWP-72	75883	126	ES84-8-TN	91716	215	EZBMK-54	78949	180
DRXH-54-520	76893	192	DWP-84	76815	126	ES96-4-SF	91674	215	EZBMK-60	78950	177
DRXH-54-535	76909	192	DWP-96	79060	126	ES96-4-SN	91663	215	EZBMK-60	78950	180
DRXH-60-420	76886	192	EBC-EB	30007	226	ES96-4-TF	91688	215	EZBMK-72	78951	177
DRXH-60-435	76902	192	EBC-H	30008	226	ES96-4-TN	91681	215	EZBMK-72	78951	180
DRXH-60-520	76894	192	EBC1	30001	226	ES96-8-SF	91710	215	EZBS-L4	78953	174
DRXH-60-535	76910	192	EBC1-B	30003	226	ES96-8-SN	91699	215	EZBS-L4	78953	177
DRXH-72-420	76887	192	EBC1-DR	30005	226	ES96-8-TF	91724	215	EZBS-L5	78954	174
DRXH-72-435	76903	192	EBC2	30002	226	ES96-8-TN	91717	215	EZBS-L5	78954	177
DRXH-72-520	76895	192	EBC2-B	30004	226	ESBK-ATEX	90264	19	EZCRMK24-48	90434	174
DRXH-72-535	76911	192	EBC2-DR	30006	226	ESBK-B	76411	19	EZCRMK54-60	90261	174
DRXL-24-420	76816	188	ELT	74774	146	ESBK-PS	76410	19	EZCRMK72	90262	174
DRXL-24-435	76832	188	ES24-4-SF	91664	215	ESBK-PS	76410	122	EZCSK-24	78978	171
DRXL-24-520	76824	188	ES24-4-SN	91653	215	ESPRK	76408	19	EZCSK-24	78978	174
DRXL-24-535	76840	188	ES24-8-SF	91700	215	ESPRK	76409	19	EZCSK-24	78978	177
DRXL-30-420	76817	188	ES24-8-SN	91689	215	ESPRK	76409	122	EZCSK-24	78978	180
DRXL-30-435	76833	188	ES30-4-SF	91665	215	ESPSBK	76407	19	EZCSK-30	78979	171
DRXL-30-520	76825	188	ES30-4-SN	91654	215	ESS-B	76413	19	EZCSK-30	78979	174
DRXL-30-535	76841	188	ES30-8-SF	91701	215	ESS-S	76412	19	EZCSK-30	78979	177
DRXL-36-420	76818	188	ES30-8-SN	91690	215	ESS-S	76412	122	EZCSK-30	78979	180
DRXL-36-435	76834	188	ES36-4-SF	91666	215	EST-A-B	90816	19	EZCSK-36	78980	171
DRXL-36-520	76826	188	ES36-4-SN	91655	215	EST-A-P	90814	19	EZCSK-36	78980	174
DRXL-36-535	76842	188	ES36-8-SF	91702	215	EST-A-S	90815	19	EZCSK-36	78980	177
DRXL-42-420	76819	188	ES36-8-SN	91691	215	EST-B	76405	19	EZCSK-36	78980	180
DRXL-42-435	76835	188	ES42-4-SF	91667	215	EST-G-S/S	78810	24	EZCSK-42	78981	171
DRXL-42-520	76827	188	ES42-4-SN	91656	215	EST-P	76403	19	EZCSK-42	78981	174
DRXL-42-535	76843	188	ES42-8-SF	91703	215	EST-P-S/S	78808	24	EZCSK-42	78981	177
DRXL-48-420	76820	188	ES42-8-SN	91692	215	EST-S	76404	19	EZCSK-42	78981	180
DRXL-48-435	76836	188	ES48-4-SF	91668	215	EST-W-S/S	78809	24	EZCSK-48	78982	171
DRXL-48-520	76828	188	ES48-4-SN	91657	215	ESTAK-EST	76406	19	EZCSK-48	78982	174
DRXL-48-535	76844	188	ES48-4-TF	91682	215	ESTAK-EST	76406	122	EZCSK-48	78982	177
DRXL-54-420	76821	188	ES48-4-TN	91675	215	ESTAK-EST-S/S	78849	24	EZCSK-48	78982	180
DRXL-54-435	76837	188	ES48-8-SF	91704	215	EZAI-24	79000	169	EZCSK-54	78983	171
DRXL-54-520	76829	188	ES48-8-SN	91693	215	EZAI-24I	79091	172	EZCSK-54	78983	174
DRXL-54-535	76845	188	ES48-8-TF	91718	215	EZAI-24I	79091	181	EZCSK-54	78983	177
DRXL-60-420	76822	188	ES48-8-TN	91711	215	EZAI-24I	79091	184	EZCSK-54	78983	180
DRXL-60-435	76838	188	ES54-4-SF	91669	215	EZAI-30	79001	169	EZCSK-60	78984	171
DRXL-60-520	76830	188	ES54-4-SN	91658	215	EZAI-30I	79092	172	EZCSK-60	78984	174
DRXL-60-535	76846	188	ES54-4-TF	91683	215	EZAI-30I	79092	181	EZCSK-60	78984	177
DRXL-72-420	76823	188	ES54-4-TN	91676	215	EZAI-30I	79092	184	EZCSK-60	78984	180
DRXL-72-435	76839	188	ES54-8-SF	91705	215	EZAI-36	79002	169	EZCSK-72	78985	171
DRXL-72-520	76831	188	ES54-8-SN	91694	215	EZAI-36I	79093	172	EZCSK-72	78985	174
DRXL-72-535	76847	188	ES54-8-TF	91719	215	EZAI-36I	79093	181	EZCSK-72	78985	177
DRXM-24-420	76848	190	ES54-8-TN	91712	215	EZAI-36I	79093	184	EZCSK-72	78985	180
DRXM-24-435	76864	190	ES60-4-SF	91670	215	EZAI-42	79003	169	EZIB24-4L	78887	175
DRXM-24-520	76856	190	ES60-4-SN	91659	215	EZAI-42I	79094	172	EZIB24-4M	78903	178
DRXM-24-535	76872	190	ES60-4-TF	91684	215	EZAI-42I	79094	181	EZIB24-5L	78895	175
DRXM-30-420	76849	190	ES60-4-TN	91677	215	EZAI-42I	79094	184	EZIB24-5M	78911	178
DRXM-30-435	76865	190	ES60-8-SF	91706	215	EZAI-48	79004	169	EZIB30-4L	78888	175
DRXM-30-520	76857	190	ES60-8-SN	91695	215	EZAI-48I	79095	172	EZIB30-4M	78904	178
DRXM-30-535	76873	190	ES60-8-TF	91720	215	EZAI-48I	79095	181	EZIB30-5L	78896	175
DRXM-36-420	76850	190	ES60-8-TN	91713	215	EZAI-48I	79095	184	EZIB30-5M	78912	178
DRXM-36-435	76866	190	ES66-4-SF	91671	215	EZAI-54	79005	169	EZIB36-4L	78889	175
DRXM-36-520	76858	190	ES66-4-SN	91660	215	EZAI-54I	79096	172	EZIB36-4M	78905	178
DRXM-36-535	76874	190	ES66-4-TF	91685	215	EZAI-54I	79096	181	EZIB36-5L	78897	175

Index by Ordering Number

ORDERING NUMBER	ITEM CODE	PAGE	ORDERING NUMBER	ITEM CODE	PAGE	ORDERING NUMBER	ITEM CODE	PAGE	ORDERING NUMBER	ITEM CODE	PAGE
EZIB36-5M	78913	178	EZP1-860	75786	11	EZP1T-230	78491	12	EZSB48-4C	78859	169
EZIB42-4L	78890	175	EZP1-872	75774	11	EZP1T-236	78492	12	EZSB48-4I	78875	172
EZIB42-4M	78906	178	EZP1-UHT1424	91245	14	EZP1T-242	78493	12	EZSB48-5C	78867	169
EZIB42-5L	78898	175	EZP1-UHT1430	91246	14	EZP1T-248	78494	12	EZSB48-5I	78883	172
EZIB42-5M	78914	178	EZP1-UHT1436	91247	14	EZP1T-254	78495	12	EZSB54-4C	78860	169
EZIB48-4L	78891	175	EZP1-UHT1442	91248	14	EZP1T-260	78496	12	EZSB54-4I	78876	172
EZIB48-4M	78907	178	EZP1-UHT1448	91249	14	EZP1T-272	78497	12	EZSB54-5C	78868	169
EZIB48-5L	78899	175	EZP1-UHT1454	91250	14	EZP1T-818	78498	12	EZSB54-5I	78884	172
EZIB48-5M	78915	178	EZP1-UHT1460	91251	14	EZP1T-824	78499	12	EZSB60-4C	78861	169
EZIB54-4L	78892	175	EZP1-UHT1472	91252	14	EZP1T-830	78500	12	EZSB60-4I	78877	172
EZIB54-4M	78908	178	EZP1-UHT212	91226	14	EZP1T-836	78501	12	EZSB60-5C	78869	169
EZIB54-5L	78900	175	EZP1-UHT218	91227	14	EZP1T-842	78502	12	EZSB60-5I	78885	172
EZIB54-5M	78916	178	EZP1-UHT224	91228	14	EZP1T-848	78503	12	EZSB72-4C	78862	169
EZIB60-4L	78893	175	EZP1-UHT230	91229	14	EZP1T-854	78504	12	EZSB72-4I	78878	172
EZIB60-4M	78909	178	EZP1-UHT236	91230	14	EZP1T-860	78505	12	EZSB72-5C	78870	169
EZIB60-5L	78901	175	EZP1-UHT242	91231	14	EZP1T-872	78506	12	EZSB72-5I	78886	172
EZIB60-5M	78917	178	EZP1-UHT248	91232	14	EZPTBT	77384	20	EZWPK-24	78970	171
EZIB72-4L	78894	175	EZP1-UHT254	91233	14	EZPTBTHD	77385	20	EZWPK-24	78970	174
EZIB72-4M	78910	178	EZP1-UHT260	91234	14	EZPTCK	78508	20	EZWPK-24	78970	177
EZIB72-5L	78902	175	EZP1-UHT272	91235	14	EZPTCKHD	78509	20	EZWPK-24	78970	180
EZIB72-5M	78918	178	EZP1-UHT818	91236	14	EZPTMPK	78507	20	EZWPK-30	78971	171
EZIRMK	79318	174	EZP1-UHT824	91237	14	EZPTSK	78511	20	EZWPK-30	78971	174
EZP-LS212	77127	25	EZP1-UHT830	91238	14	EZPTSKHD	78512	20	EZWPK-30	78971	177
EZP-LS212HT	77746	26	EZP1-UHT836	91239	14	EZPTSR	78510	20	EZWPK-30	78971	180
EZP-LS218	77128	25	EZP1-UHT842	91240	14	EZRMC	78952	171	EZWPK-36	78972	171
EZP-LS218HT	77747	26	EZP1-UHT848	91241	14	EZS2-18	75643	76	EZWPK-36	78972	174
EZP-LS224	77129	25	EZP1-UHT854	91242	14	EZS2-24	75644	76	EZWPK-36	78972	177
EZP-LS224HT	77748	26	EZP1-UHT860	91243	14	EZS2-30	75645	76	EZWPK-36	78972	180
EZP-LS230	77130	25	EZP1-UHT872	91244	14	EZS2-36	75646	76	EZWPK-42	78973	171
EZP-LS230HT	77749	26	EZP1BP	75642	19	EZS2-42	75647	76	EZWPK-42	78973	174
EZP-LS236	77131	25	EZP1BP	75642	20	EZS2-48	75648	76	EZWPK-42	78973	177
EZP-LS236HT	77750	26	EZP1BP	75642	151	EZS2-54	75649	76	EZWPK-42	78973	180
EZP-LS242	77132	25	EZP1BP	75642	155	EZS2-60	75650	76	EZWPK-48	78974	171
EZP-LS242HT	77751	26	EZP1BP	75642	156	EZS2-72	75651	76	EZWPK-48	78974	174
EZP-LS248	77133	25	EZP1MPK	75637	19	EZS2MBK	75666	79	EZWPK-48	78974	177
EZP-LS248HT	77752	26	EZP1MPK-S/S	78923	24	EZS2MBK	75666	91	EZWPK-48	78974	180
EZP-LS254	77134	25	EZP10TK1	76418	19	EZS2MBK	75666	94	EZWPK-54	78975	171
EZP-LS254HT	77753	26	EZP10TK2	76419	19	EZS2MBK	75666	111	EZWPK-54	78975	174
EZP-LS260	77135	25	EZP1P12	75619	19	EZS2MBK	75666	115	EZWPK-54	78975	177
EZP-LS260HT	77754	26	EZP1P12	75619	20	EZS2MBK	75666	130	EZWPK-54	78975	180
EZP-LS818	77136	25	EZP1P12-S/S	78812	24	EZS2MBK	75666	148	EZWPK-60	78976	171
EZP-LS824	77137	25	EZP1P18	75620	19	EZS2P18	75652	79	EZWPK-60	78976	174
EZP-LS830	77138	25	EZP1P18	75620	20	EZS2P18	75652	148	EZWPK-60	78976	177
EZP-LS836	77139	25	EZP1P18-S/S	78813	24	EZS2P24	75653	79	EZWPK-60	78976	180
EZP-LS842	77140	25	EZP1P24	75621	19	EZS2P24	75653	148	EZWPK-72	78977	171
EZP-LS848	77141	25	EZP1P24	75621	20	EZS2P30	75654	79	EZWPK-72	78977	174
EZP-LS854	77142	25	EZP1P24-S/S	78814	24	EZS2P30	75654	148	EZWPK-72	78977	177
EZP-LS860	77143	25	EZP1P30	75622	19	EZS2P36	75655	79	EZWPK-72	78977	180
EZP1-212	75610	11	EZP1P30	75622	20	EZS2P36	75655	148	FFCK	75661	79
EZP1-212W	78934	15	EZP1P30-S/S	78815	24	EZS2P42	75656	79	FL-ACT	70186	230
EZP1-218	75611	11	EZP1P36	75623	19	EZS2P42	75656	148	FL-ADH-0.8	75017	230
EZP1-218W	78935	15	EZP1P36	75623	20	EZS2P48	75657	79	FL-CP-I	71141	223
EZP1-224	75612	11	EZP1P36-S/S	78816	24	EZS2P48	75657	148	FL-CP-I	71141	223
EZP1-224W	78936	15	EZP1P42	75624	19	EZS2P54	75658	79	FL-CP-ISS	71164	223
EZP1-230	75613	11	EZP1P42	75624	20	EZS2P54	75658	148	FL-L	76470	225
EZP1-230W	78937	15	EZP1P42-S/S	78817	24	EZS2P60	75659	79	FL-M	76469	225
EZP1-236	75614	11	EZP1P48	75625	19	EZS2P60	75659	148	FL-PC-I	71057	223
EZP1-236W	78938	15	EZP1P48	75625	20	EZS2P72	75660	79	FL-PC-ISS	71168	223
EZP1-242	75615	11	EZP1P48-S/S	78818	24	EZS2P72	75660	148	FL-PKIT-ML	77250	225
EZP1-242W	78939	15	EZP1P54	75626	19	EZSB24-4C	78855	169	FL-PKIT-XL	77251	225
EZP1-248	75616	11	EZP1P54	75626	20	EZSB24-4I	78871	172	FL-PR-0.75	70189	230
EZP1-248W	78940	15	EZP1P54-S/S	78819	24	EZSB24-5C	78863	169	FL-RBI	71060	223
EZP1-254	75617	11	EZP1P60	75627	19	EZSB24-5I	78879	172	FL-RBI	71060	223
EZP1-254W	78941	15	EZP1P60	75627	20	EZSB30-4C	78856	169	FL-RPI	71058	223
EZP1-260	75618	11	EZP1P60-S/S	78820	24	EZSB30-4I	78872	172	FL-RPI	71058	223
EZP1-260W	78942	15	EZP1P72	75772	19	EZSB30-5C	78864	169	FL-XL	76983	225
EZP1-272	75771	11	EZP1P72	75772	20	EZSB30-5I	78880	172	FLCK	77729	225
EZP1-272W	78943	15	EZP1P72-S/S	78821	24	EZSB36-4C	78857	169	FLCP	76479	225
EZP1-818	75779	11	EZP1PL	75641	19	EZSB36-4I	78873	172	FLEL-L	76473	225
EZP1-824	75780	11	EZP1PL	75641	20	EZSB36-5C	78865	169	FLEL-M	76472	225
EZP1-830	75781	11	EZP1PL	75641	147	EZSB36-5I	78881	172	FLELK-XL	76986	225
EZP1-836	75782	11	EZP1PL-S/S	78848	24	EZSB42-4C	78858	169	FLELP	76474	225
EZP1-842	75783	11	EZP1T-212	78488	12	EZSB42-4I	78874	172	FLM-PC	71140	223
EZP1-848	75784	11	EZP1T-218	78489	12	EZSB42-5C	78866	169	FLRLB-L	76481	225
EZP1-854	75785	11	EZP1T-224	78490	12	EZSB42-5I	78882	172	FLRLB-M	76482	225

Index by Ordering Number

ORDERING NUMBER	ITEM CODE	PAGE	ORDERING NUMBER	ITEM CODE	PAGE	ORDERING NUMBER	ITEM CODE	PAGE	ORDERING NUMBER	ITEM CODE	PAGE
FLRP	76478	225	HDRGK	79236	145	HTS72	76093	77	HV2-48M	79343	65
FLSC-I	71052	223	HDRR24	79019	145	HTSCK	76094	77	HV2-48S	79342	65
FLSC-I-50	71054	223	HDRR30	79020	145	HTSCK	76094	79	HV2-48SS	79341	65
FLSC-ISS	75778	223	HDRR36	79021	145	HTTS	74141	146	HV2-54L	79348	65
FLSCM-I	71055	223	HDRR42	79022	145	HTTS-HT	79068	75	HV2-54LL	79349	65
FLSCM-I-50	71100	223	HDRR48	79023	145	HTV18S	74828	75	HV2-54M	79347	65
FLTW-L	76477	225	HDRR54	79024	145	HTV18SS	74821	75	HV2-54S	79346	65
FLTW-M	76476	225	HDRR60	79025	145	HTV24S	74829	75	HV2-60L	79352	65
FLTW-XL	76985	225	HDRRS72	79026	145	HTV24SS	74822	75	HV2-60LL	79353	65
FLVRL-XL	76984	225	HDRRS84	79027	145	HTV30S	74830	75	HV2-60M	79351	65
FLXCP	91430	119	HDRS72	79017	145	HTV30SS	74823	75	HV2-60S	79350	65
FLXEP	91431	119	HDRS84	79018	145	HTV36M	74838	75	HV2-72L	79356	65
FMS-18	79637	95	HDS	74502	19	HTV36S	74831	75	HV2-72LL	79357	65
FMS-18V	79646	95	HDS	74502	122	HTV36SS	74824	75	HV2-72M	79355	65
FMS-24	79638	95	HDS	74502	147	HTV42M	74839	75	HV2-72S	79354	65
FMS-24V	79647	95	HFC2	75901	74	HTV42S	74832	75	HV2PT	79368	65
FMS-30	79639	95	HFC2	75901	147	HTV42SS	74825	75	HV2PT	79368	67
FMS-30V	79648	95	HOBK	76399	67	HTV48M	74840	75	HV2SSTS	79375	67
FMS-36	79640	95	HOBK	76399	74	HTV48S	74833	75	HV2T-S/S	79367	65
FMS-36V	79649	95	HP-18	78990	147	HTV48SS	74826	75	HV2T-S/S	79367	67
FMS-42	79641	95	HP-24	78991	147	HV-18M	76191	70	HVP-18L	76268	72
FMS-42V	79650	95	HP-30	78992	147	HV-18S	76190	70	HVP-18M	76267	72
FMS-48	79642	95	HP-36	78993	147	HV-18SS	76101	70	HVP-18S	76124	72
FMS-48V	79651	95	HP-42	78994	147	HV-24M	76193	70	HVP-24L	76270	72
FMS-54	79643	95	HP-48	78995	147	HV-24S	76192	70	HVP-24M	76269	72
FMS-54V	79652	95	HP-54	78996	147	HV-24SS	76102	70	HVP-24S	76125	72
FMS-60	79644	95	HP-60	78997	147	HV-30M	76195	70	HVP-30L	76272	72
FMS-60V	79653	95	HP-72	78998	147	HV-30S	76194	70	HVP-30M	76271	72
FMS-72	79645	95	HPS8	73050	147	HV-30SS	76103	70	HVP-30S	76126	72
FMS-72V	79654	95	HSA8L	73063	70	HV-36L	76198	70	HVP-36L	76274	72
FMSC	79699	97	HSA8L	73063	72	HV-36M	76197	70	HVP-36M	76273	72
H-MK1	78987	147	HSA8L	73063	74	HV-36S	76196	70	HVP-36S	76127	72
H-MK2	78801	147	HSA8L	73063	147	HV-36SS	76104	70	HVP-42L	76276	72
H2P18	79358	67	HSA8LL	73064	70	HV-42L	76252	70	HVP-42M	76275	72
H2P24	79359	67	HSA8LL	73064	72	HV-42LL	76253	70	HVP-42S	76128	72
H2P30	79360	67	HSA8LL	73064	74	HV-42M	76251	70	HVP-48L	76278	72
H2P36	79361	67	HSA8LL	73064	147	HV-42S	76199	70	HVP-48LL	76279	72
H2P42	79362	67	HSA8M	73049	70	HV-42SS	76105	70	HVP-48M	76277	72
H2P48	79363	67	HSA8M	73049	72	HV-48L	76256	70	HVP-48S	76129	72
H2P54	79364	67	HSA8M	73049	74	HV-48LL	76257	70	HVP-54L	76281	72
H2P60	79365	67	HSA8M	73049	75	HV-48M	76255	70	HVP-54LL	76282	72
H2P72	79366	67	HSA8M	73049	147	HV-48S	76254	70	HVP-54M	76280	72
H2RC	79374	67	HSA8S	73048	70	HV-48SS	76106	70	HVP-54S	76130	72
H2SA6L	79372	65	HSA8S	73048	72	HV-54L	76259	70	HVP-60L	76284	72
H2SA6L	79372	67	HSA8S	73048	75	HV-54LL	76260	70	HVP-60LL	76285	72
H2SA6LL	79373	65	HSA8S	73048	147	HV-54M	76258	70	HVP-60M	76283	72
H2SA6LL	79373	67	HSA8S	73048	74	HV-54S	76107	70	HVP-60S	76131	72
H2SA6M	79371	65	HSA8SS	73047	70	HV-60L	76262	70	HVP-72L	76287	72
H2SA6M	79371	67	HSA8SS	73047	72	HV-60LL	76263	70	HVP-72LL	76288	72
H2SA6S	79370	65	HSA8SS	73047	74	HV-60M	76261	70	HVP-72M	76286	72
H2SA6S	79370	67	HSA8SS	73047	75	HV-60S	76108	70	HVP-72S	76132	72
H2SA6SS	79369	65	HSA8SS	73047	147	HV-72L	76265	70	HVPT	73631	72
H2SA6SS	79369	67	HSA8SSS	75565	147	HV-72LL	76266	70	HVPT	73631	74
H78P18	76110	74	HSSCS	74772	74	HV-72M	76264	70	HVPT	73631	147
H78P24	76111	74	HSSCS	74772	147	HV-72S	76109	70	HVT8-S/S	75419	70
H78P30	76112	74	HSSTS	74771	74	HV2-18M	79325	65	HVT8-S/S	75419	74
H78P36	76113	74	HSSTS	74771	147	HV2-18S	79324	65	HVT8-S/S	75419	75
H78P42	76114	74	HTF212	76658	13	HV2-18SS	79323	65	HVT8-S/S	75419	147
H78P48	76115	74	HTF218	76659	13	HV2-24M	79328	65	HW-BC	74100	146
H78P54	76116	74	HTF224	76660	13	HV2-24S	79327	65	HW-IMPB	76939	196
H78P60	76117	74	HTF230	76661	13	HV2-24SS	79326	65	HXF2-18M	76290	68
H78P72	76118	74	HTF236	76662	13	HV2-30M	79331	65	HXF2-18S	76289	68
HAR-K	78786	19	HTF242	76663	13	HV2-30S	79330	65	HXF2-18SS	76138	68
HAR-K	78786	147	HTF248	76664	13	HV2-30SS	79329	65	HXF2-24M	76292	68
HBTK	74776	147	HTF254	76665	13	HV2-36L	79335	65	HXF2-24S	76291	68
HDARK	74550	147	HTF260	76666	13	HV2-36M	79334	65	HXF2-24SS	76139	68
HDR24	79010	145	HTF272	76667	13	HV2-36S	79333	65	HXF2-30M	76294	68
HDR30	79011	145	HTS18	76085	77	HV2-36SS	79332	65	HXF2-30S	76293	68
HDR36	79012	145	HTS24	76086	77	HV2-42L	79339	65	HXF2-30SS	76140	68
HDR42	79013	145	HTS30	76087	77	HV2-42LL	79340	65	HXF2-36L	76297	68
HDR48	79014	145	HTS36	76088	77	HV2-42M	79338	65	HXF2-36M	76296	68
HDR54	79015	145	HTS42	76089	77	HV2-42S	79337	65	HXF2-36S	76295	68
HDR60	79016	145	HTS48	76090	77	HV2-42SS	79336	65	HXF2-36SS	76141	68
HDRBK	79009	145	HTS54	76091	77	HV2-48L	79344	65	HXF2-42L	76300	68
HDRBK-HD	79072	145	HTS60	76092	77	HV2-48LL	79345	65	HXF2-42M	76299	68

Index by Ordering Number

ORDERING NUMBER	ITEM CODE	PAGE	ORDERING NUMBER	ITEM CODE	PAGE	ORDERING NUMBER	ITEM CODE	PAGE	ORDERING NUMBER	ITEM CODE	PAGE
HXF2-42S	76298	68	ICT6	74535	91	LSHD30	30393	226	MBC-42-S	91575	127
HXF2-42SS	76142	68	ICT6	74535	92	LSHD36	30394	226	MBC-48	79499	127
HXF2-48L	76303	68	ICT6	74535	94	LSHD42	30395	226	MBC-48-575V	79919	127
HXF2-48M	76302	68	ICT6	74535	95	LSHD48	30396	226	MBC-48-575V-S	91586	127
HXF2-48S	76301	68	ICT6	74535	97	LSHD54	30397	226	MBC-48-S	91576	127
HXF2-48SS	76143	68	ICT6	74535	98	LSHD60	30398	226	MBC-54	79500	127
HXF2-54L	76306	68	ICT6	74535	99	LSHD72	30399	226	MBC-54-575V	79920	127
HXF2-54M	76305	68	ICT6	74535	101	LSHDB30-2	30418	226	MBC-54-575V-S	91587	127
HXF2-54S	76304	68	ICT6	74535	105	LSHDB36-2	30414	226	MBC-54-S	91577	127
HXF2-54SS	76144	68	ICT6	74535	107	LSHDB42-2	30421	226	MBC-60	79501	127
HXF2-60L	76308	68	ICT6	74535	108	LSHDB48-2	30423	226	MBC-60-575V	79921	127
HXF2-60M	76307	68	ICT6	74535	111	LSHDB54-2	30424	226	MBC-60-575V-S	91588	127
HXF2-60S	76145	68	ICT6	74535	112	LSHDB60-2	30430	226	MBC-60-S	91578	127
HXF2-72L	76310	68	ICT6	74535	115	LSHDB72-2	30408	226	MBC-72	79502	127
HXF2-72M	76309	68	ICT6	74535	116	LSHDCBS	30373	226	MBC-72-575V	79922	127
HXF2-72S	76146	68	ICT6	74535	119	LSHDLP	30400	226	MBC-72-575V-S	91589	127
HXF2-L	75982	68	ICT6	74535	148	LSHDS	30392	226	MBC-72-S	91579	127
HXF2-L	75982	74	ICT6-S/S	78700	107	LSP12	77070	29	MBC-84	79503	127
HXF2-L	75982	147	IDHINGE	79316	139	LSP12-S/S	77079	33	MBC-84-575V	79923	127
HXF2-M	75981	68	IDLATCH	79317	139	LSP18	77071	29	MBC-84-575V-S	91590	127
HXF2-M	75981	74	IDSC-1212	79311	139	LSP18-S/S	77080	33	MBC-84-S	91580	127
HXF2-M	75981	147	IDSC-1218	79312	139	LSP24	77072	29	MBCB	79526	129
HXF2-S	75980	68	IDSC-1824	79313	139	LSP24-S/S	77081	33	MBCBC	79525	129
HXF2-S	75980	74	IDSC-2424	79314	139	LSP30	77073	29	MBCBL	79532	129
HXF2-S	75980	147	IDSEAL	79315	139	LSP30-S/S	77082	33	MBCBM	79528	129
HXF2-SS	75979	68	IEA-42-60	76937	194	LSP36	77074	29	MBCDBK	79536	127
HXF2-SS	75979	74	IEA-72-96	76938	194	LSP36-S/S	77083	33	MBCDBK	79536	129
HXF2-SS	75979	147	IMK	76936	188	LSP42	77075	29	MBCDBK	79536	137
HXF8L	74691	68	IMK	76936	190	LSP42-S/S	77084	33	MBCEC	79534	129
HXF8L	74691	147	IMK	76936	192	LSP48	77076	29	MBCM-1	79529	129
HXF8M	74690	68	INDR-1212	79303	139	LSP48-S/S	77085	33	MBCM-1-S	91591	129
HXF8M	74690	147	INDR-1212S	79307	139	LSP54	77077	29	MBCM-2	79530	129
HXF8S	74689	68	INDR-1218	79304	139	LSP54-S/S	77086	33	MBCM-2-S	91592	129
HXF8S	74689	147	INDR-1218S	79308	139	LSP60	77078	29	MBCM-575-1	79924	129
HXF8SS	74307	68	INDR-1824	79305	139	LSP60-S/S	77087	33	MBCM-575-1-S	91593	129
HXF8SS	74307	147	INDR-1824S	79309	139	LST-B-S/S	77124	33	MBCM-575-2	79925	129
HXFC2	75902	74	INDR-2424	79306	139	LST-P	77121	29	MBCM-575-2-S	91594	129
HXFC2	75902	147	INDR-2424S	79310	139	LST-S	77123	29	MBCM	79524	129
IB4	76926	174	ISABK	76935	194	LST-TAK	77120	29	MBCMCK	79533	129
IB4	76926	177	ISABK-LMH	77529	188	LST-W	77122	29	MBCTA	79531	129
IB4	76926	180	ISABK-LMH	77529	190	LST-W-S/S	77125	33	MBDS-18	79504	129
IB4	76926	188	ISABK-LMH	77529	192	LST-W-S/S-2	77126	33	MBDS-24	79505	129
IB4	76926	190	ISC	74534	148	LSTMPK	77366	29	MBDS-30	79506	129
IB4	76926	192	JNK-A	79891	19	LSTMPK-S/S	78933	33	MBDS-36	79507	129
IB4-1U	76965	196	JNK-B	79892	29	LSTMPK2-S/S	78462	33	MBDS-42	79508	129
IB5	76927	174	JNK-C	79893	39	LSTPB-RK	77367	29	MBDS-48	79509	129
IB5	76927	177	JNK-C	79893	47	MAK	74918	213	MBDS-54	79510	129
IB5	76927	180	JNK-C	79893	67	MAK2	79381	213	MBDS-60	79511	129
IB5	76927	188	JNK-C	79893	74	MAK2-S/S	90048	214	MBDS-72	79512	129
IB5	76927	190	JNK-C	79893	105	MAKHD	74919	213	MBDS-84	79513	129
IB5	76927	192	JNK-C	79893	122	MAKHD2	79382	213	MBRD-18	79514	127
IB5	76927	194	JNK-C	79893	126	MAKHD2-S/S	90049	214	MBRD-18	79514	129
IB5-1U	76966	196	JNK-D	79894	55	MAKSD	74920	213	MBRD-24	79515	127
IBBK	76928	171	JNK-D	79894	60	MAKSD-S/S	90057	214	MBRD-24	79515	129
IBBK	76928	174	JNK-F	79896	122	MAPEK	76024	137	MBRD-30	79516	127
IBBK	76928	177	LA-24	91762	219	MBADB	79527	129	MBRD-30	79516	129
IBBK	76928	180	LA-30	91763	219	MBC-18	79494	127	MBRD-36	79517	127
IBBK	76928	188	LA-36	91764	219	MBC-18-575V	79914	127	MBRD-36	79517	129
IBBK	76928	190	LA-42	91765	219	MBC-18-575V-S	91581	127	MBRD-42	79518	127
IBBK	76928	192	LA-48	91766	219	MBC-18-S	91571	127	MBRD-42	79518	129
IBBK	76928	194	LA-54	91835	219	MBC-24	79495	127	MBRD-48	79519	127
IBS-D5	77530	194	LA-60	91836	219	MBC-24-575V	79915	127	MBRD-48	79519	129
IBS-H4	76933	192	LA-66	91837	219	MBC-24-575V-S	91582	127	MBRD-54	79520	127
IBS-H5	76934	192	LA-72	91838	219	MBC-24-S	91572	127	MBRD-54	79520	129
IBS-L4	76929	188	LA-84	91839	219	MBC-30	79496	127	MBRD-60	79521	127
IBS-L5	76930	188	LA-96	91840	219	MBC-30-575V	79916	127	MBRD-60	79521	129
IBS-M4	76931	180	LAGGING-TB	79080	230	MBC-30-575V-S	91583	127	MBRD-72	79522	127
IBS-M4	76931	190	LAGGING-TB2	79099	230	MBC-30-S	91573	127	MBRD-72	79522	129
IBS-M5	76932	180	LS-BP	77114	29	MBC-36	79497	127	MBRD-84	79523	127
IBS-M5	76932	190	LS-BP-S/S	77115	33	MBC-36-575V	79917	127	MBRD-84	79523	129
ICT6	74535	76	LS-SPK	77365	29	MBC-36-575V-S	91584	127	MCB	74925	212
ICT6	74535	77	LS-SS	77118	29	MBC-36-S	91574	127	MCB	74925	213
ICT6	74535	79	LS-SW	77117	29	MBC-42	79498	127	MCB	74925	214
ICT6	74535	88	LS-SW-S/S	78850	33	MBC-42-575V	79918	127	MCBK	76025	212
ICT6	74535	89	LSHD-RPK	30390	226	MBC-42-575V-S	91585	127	MCBK	76025	213

Index by Ordering Number

ORDERING NUMBER	ITEM CODE	PAGE	ORDERING NUMBER	ITEM CODE	PAGE	ORDERING NUMBER	ITEM CODE	PAGE	ORDERING NUMBER	ITEM CODE	PAGE
MCBK	76025	214	MHCP-60S	75935	56	MHP-2496	78675	49	MHS-30V	76171	99
MCBKHD	76026	212	MHCP-72P	78730	56	MHP-2496P	78682	50	MHS-30V-ESAC	77854	116
MCBKHD	76026	213	MHCP-72S	75936	56	MHP-624	77703	49	MHS-30V-MST	79444	100
MCBKHD	76026	214	MHCP-84P	78731	56	MHP-624P	78599	50	MHS-30V-S/S	77611	103
MCBKSD	76027	213	MHCP-84S	76800	56	MHP-630	77704	49	MHS-36	75912	99
MCBKSD	76027	214	MHCP-96P	78959	56	MHP-630P	78600	50	MHS-36-ESAC	77842	116
MCBSD	74926	213	MHCP-96S	78955	56	MHP-636	77705	49	MHS-36-S/S	77603	103
MCBSD	74926	214	MHCP-BCK24	75953	58	MHP-636P	78601	50	MHS-36P	78738	101
MCRK	74923	212	MHCP-BCK30	75954	58	MHP-642	77706	49	MHS-36R	76615	101
MCRK	74923	213	MHCP-BCK36	75955	58	MHP-642P	78602	50	MHS-36R-S/S	77642	103
MCRK	74923	214	MHCP-BCK42	75956	58	MHP-648	77707	49	MHS-36RMV	79627	100
MCRKSD	74924	213	MHCP-BCK48	75957	58	MHP-648P	78603	50	MHS-36RU	79740	98
MCRKSD	74924	214	MHCP-BCK54	75958	58	MHP-654	77708	49	MHS-36RUV	79751	98
MCS	74930	212	MHCP-BCK60	75959	58	MHP-654P	78604	50	MHS-36RV	76649	101
MCS	74930	213	MHCP-BCK72	75960	58	MHP-660	77709	49	MHS-36RV-S/S	77651	103
MCS	74930	214	MHCP-BCK84	76810	58	MHP-660P	78605	50	MHS-36V	76172	99
MCSHD	74931	212	MHCP-BCK96	78957	58	MHP-672	77710	49	MHS-36V-ESAC	77855	116
MCSHD	74931	213	MHCP-BPA24	75945	58	MHP-672P	78606	50	MHS-36V-MST	79445	100
MCSHD	74931	214	MHCP-BPA30	75946	58	MHP-684	77711	49	MHS-36V-S/S	77612	103
MCSK	74927	212	MHCP-BPA36	75947	58	MHP-684P	78607	50	MHS-42	75913	99
MCSK	74927	213	MHCP-BPA42	75948	58	MHP-696	77712	49	MHS-42-ESAC	77843	116
MCSK	74927	214	MHCP-BPA48	75949	58	MHP-696P	78608	50	MHS-42-S/S	77604	103
MCSKHD	74928	212	MHCP-BPA54	75950	58	MHP-CP24	75961	60	MHS-42P	78739	101
MCSKHD	74928	213	MHCP-BPA60	75951	58	MHP-CP30	75962	60	MHS-42R	76616	101
MCSKHD	74928	214	MHCP-BPA72	75952	58	MHP-CP36	75963	60	MHS-42R-S/S	77643	103
MCSKSD	74929	213	MHCP-BPA84	76809	58	MHP-CP42	75964	60	MHS-42RMV	79628	100
MCSKSD	74929	214	MHCP-BPA96	78956	58	MHP-CP48	75965	60	MHS-42RU	79741	98
MCSSTD	74932	213	MHCP-BS	76394	60	MHP-CP54	75966	60	MHS-42RUV	79752	98
MCSSTD	74932	214	MHCP-CH	76393	60	MHP-CP60	75967	60	MHS-42RV	76650	101
MDWS-24	75868	123	MHP-1230	77713	49	MHP-CP72	75968	60	MHS-42RV-S/S	77652	103
MDWS-24P	78745	123	MHP-1230P	78609	50	MHP-CP84	76811	60	MHS-42V	76173	99
MDWS-30	75869	123	MHP-1236	77714	49	MHP-CP96	78958	60	MHS-42V-ESAC	77856	116
MDWS-30P	78746	123	MHP-1236P	78610	50	MHP-EP	76392	47	MHS-42V-MST	79446	100
MDWS-36	75870	123	MHP-1242	77715	49	MHP-EP	76392	55	MHS-42V-S/S	77613	103
MDWS-36P	78747	123	MHP-1242P	78611	50	MHP-EP	76392	60	MHS-48	75914	99
MDWS-42	75871	123	MHP-1248	77716	49	MHP-EP	76392	111	MHS-48-ESAC	77844	116
MDWS-42P	78748	123	MHP-1248P	78612	50	MHP-EP	76392	115	MHS-48-S/S	77605	103
MDWS-48	75872	123	MHP-1254	77717	49	MHP-EP	76392	119	MHS-48P	78740	101
MDWS-48P	78749	123	MHP-1254P	78613	50	MHP-EP-S/S	77599	48	MHS-48R	76617	101
MDWS-54	75873	123	MHP-1260	77718	49	MHPBPK	77728	55	MHS-48R-S/S	77644	103
MDWS-54P	78750	123	MHP-1260P	78614	50	MHPMPK	77727	55	MHS-48RMV	79629	100
MDWS-60	75874	123	MHP-1272	77719	49	MHPMPK	77727	60	MHS-48RU	79742	98
MDWS-60P	78751	123	MHP-1272P	78615	50	MHS-120-2ESAC	77852	116	MHS-48RUV	79753	98
MDWS-72	75875	123	MHP-1284	77720	49	MHS-120V-2ESAC	77865	116	MHS-48RV	76651	101
MDWS-72P	78752	123	MHP-1284P	78616	50	MHS-18RMV	79624	100	MHS-48RV-S/S	77653	103
MDWS-84	76806	123	MHP-1296	77721	49	MHS-18RUV	79748	98	MHS-48V	76174	99
MDWS-84P	78753	123	MHP-1296P	78617	50	MHS-18V	76646	101	MHS-48V-ESAC	77857	116
MDWS-96	79063	123	MHP-1836	78591	49	MHS-18V	76169	99	MHS-48V-MST	79447	100
MDWS-96P	79064	123	MHP-1836P	78618	50	MHS-18V-MST	79442	100	MHS-48V-S/S	77614	103
MFASK	75531	213	MHP-1842	78592	49	MHS-24	75910	99	MHS-54	75915	99
MFASKHD	79571	213	MHP-1842P	78619	50	MHS-24-ESAC	77840	116	MHS-54-ESAC	77845	116
MFASKHD-S/S	90050	214	MHP-1848	78593	49	MHS-24-S/S	77601	103	MHS-54-S/S	77606	103
MHCP-24P	78723	56	MHP-1848P	78620	50	MHS-24P	78736	101	MHS-54P	78741	101
MHCP-24S	75929	56	MHP-1854	78594	49	MHS-24R	76613	101	MHS-54R	76618	101
MHCP-2BC24	76638	60	MHP-1854P	78621	50	MHS-24R-S/S	77640	103	MHS-54R-S/S	77645	103
MHCP-2BC30	76639	60	MHP-1860	78595	49	MHS-24RMV	79625	100	MHS-54RMV	79630	100
MHCP-2BC36	76640	60	MHP-1860P	78622	50	MHS-24RU	79738	98	MHS-54RU	79743	98
MHCP-2BC42	76641	60	MHP-1872	78596	49	MHS-24RUV	79749	98	MHS-54RUV	79754	98
MHCP-2BC48	76642	60	MHP-1872P	78623	50	MHS-24RV	76647	101	MHS-54RV	76652	101
MHCP-2BC54	76643	60	MHP-1884	78597	49	MHS-24RV-S/S	77649	103	MHS-54RV-S/S	77654	103
MHCP-2BC60	76644	60	MHP-1884P	78624	50	MHS-24V	76170	99	MHS-54V	76175	99
MHCP-2BC72	76645	60	MHP-1896	78598	49	MHS-24V-ESAC	77853	116	MHS-54V-ESAC	77858	116
MHCP-2BC84	76812	60	MHP-1896P	78625	50	MHS-24V-MST	79443	100	MHS-54V-MST	79448	100
MHCP-2BC96	78986	60	MHP-2442	78669	49	MHS-24V-S/S	77610	103	MHS-54V-S/S	77615	103
MHCP-30P	78724	56	MHP-2442P	78676	50	MHS-30	75911	99	MHS-60	75916	99
MHCP-30S	75930	56	MHP-2448	78670	49	MHS-30-ESAC	77841	116	MHS-60-2ESAC	77848	116
MHCP-36P	78725	56	MHP-2448P	78677	50	MHS-30-S/S	77602	103	MHS-60-ESAC	77846	116
MHCP-36S	75931	56	MHP-2454	78671	49	MHS-30P	78737	101	MHS-60-S/S	77607	103
MHCP-42P	78726	56	MHP-2454P	78678	50	MHS-30R	76614	101	MHS-60P	78742	101
MHCP-42S	75932	56	MHP-2460	78672	49	MHS-30R-S/S	77641	103	MHS-60R	76619	101
MHCP-48P	78727	56	MHP-2460P	78679	50	MHS-30RMV	79626	100	MHS-60R-S/S	77646	103
MHCP-48S	75933	56	MHP-2472	78673	49	MHS-30RU	79739	98	MHS-60RMV	79631	100
MHCP-54P	78728	56	MHP-2472P	78680	50	MHS-30RUV	79750	98	MHS-60RU	79744	98
MHCP-54S	75934	56	MHP-2484	78674	49	MHS-30RV	76648	101	MHS-60RUV	79755	98
MHCP-60P	78729	56	MHP-2484P	78681	50	MHS-30RV-S/S	77650	103	MHS-60RV	76653	101

Index by Ordering Number

ORDERING NUMBER	ITEM CODE	PAGE	ORDERING NUMBER	ITEM CODE	PAGE	ORDERING NUMBER	ITEM CODE	PAGE	ORDERING NUMBER	ITEM CODE	PAGE
MHS-60RV-S/S	77655	103	MHSP-18	76178	97	MIB60WPK	90251	186	MMP-684P	78714	43
MHS-60V	76176	99	MHSP-18	76178	105	MIB72-2H	79978	184	MMP-696	79033	41
MHS-60V-2ESAC	77861	116	MHSP-24	75918	97	MIB72CPK	90260	186	MMP-696-S/S	79035	42
MHS-60V-ESAC	77859	116	MHSP-24	75918	105	MIB72CSK	90244	183	MMP-696P	79037	43
MHS-60V-MST	79449	100	MHSP-30	75919	97	MIB72CSK	90244	186	MMPBPK	76466	47
MHS-60V-S/S	77616	103	MHSP-30	75919	105	MIB72WPK	90252	183	MMPBPK	76466	154
MHS-72	75917	99	MHSP-36	75920	97	MIB72WPK	90252	186	MMPBPK-S/S	77600	48
MHS-72-2ESAC	77849	116	MHSP-36	75920	105	MMBK	75830	34	MMPCP24	76458	47
MHS-72-ESAC	77847	116	MHSP-42	75921	97	MMBK	75830	41	MMPCP24	76458	55
MHS-72-S/S	77608	103	MHSP-42	75921	105	MMBK	75830	49	MMPCP24-S/S	77590	48
MHS-72P	78743	101	MHSP-48	75922	97	MMBK	75830	56	MMPCP30	76459	47
MHS-72R	76620	101	MHSP-48	75922	105	MMBK	75830	137	MMPCP30	76459	55
MHS-72R-S/S	77647	103	MHSP-54	75923	97	MMKU	77324	122	MMPCP30-S/S	77591	48
MHS-72RMV	79632	100	MHSP-54	75923	105	MMKUHD	77327	122	MMPCP36	76460	47
MHS-72RU	79745	98	MHSP-60	75924	97	MMP-1230	76551	41	MMPCP36	76460	55
MHS-72RUV	79756	98	MHSP-60	75924	105	MMP-1230-S/S	77433	42	MMPCP36-S/S	77592	48
MHS-72RV	76654	101	MHSP-72	75925	97	MMP-1230P	78715	43	MMPCP42	76461	47
MHS-72RV-S/S	77656	103	MHSP-72	75925	105	MMP-1236	76552	41	MMPCP42	76461	55
MHS-72V	76177	99	MHSP-84	76814	105	MMP-1236-S/S	77434	42	MMPCP42-S/S	77593	48
MHS-72V-2ESAC	77862	116	MHSP-96	79052	105	MMP-1236P	78716	43	MMPCP48	76462	47
MHS-72V-ESAC	77860	116	MHSP24-S/S	77620	107	MMP-1242	76553	41	MMPCP48	76462	55
MHS-72V-MST	79450	100	MHSP30-S/S	77621	107	MMP-1242-S/S	77435	42	MMPCP48-S/S	77594	48
MHS-72V-S/S	77617	103	MHSP36-S/S	77622	107	MMP-1242P	78717	43	MMPCP54	76463	47
MHS-84	76803	99	MHSP42-S/S	77623	107	MMP-1248	76554	41	MMPCP54	76463	55
MHS-84-2ESAC	77850	116	MHSP48-S/S	77624	107	MMP-1248-S/S	77436	42	MMPCP54-S/S	77595	48
MHS-84-S/S	77609	103	MHSP54-S/S	77625	107	MMP-1248P	78718	43	MMPCP60	76464	47
MHS-84P	78744	101	MHSP60-S/S	77626	107	MMP-1254	76555	41	MMPCP60	76464	55
MHS-84R	76621	101	MHSP72-S/S	77627	107	MMP-1254-S/S	77437	42	MMPCP60-S/S	77596	48
MHS-84R-S/S	77648	103	MHSP84-S/S	77628	107	MMP-1254P	78719	43	MMPCP72	76465	47
MHS-84RU	79746	98	MHSP96-S/S	79053	107	MMP-1260	76556	41	MMPCP72	76465	55
MHS-84RUV	79757	98	MIB2-1U	79379	183	MMP-1260-S/S	77438	42	MMPCP72-S/S	77597	48
MHS-84RV	76805	101	MIB2-1U	79379	186	MMP-1260P	78720	43	MMPCP84	76808	47
MHS-84RV-S/S	77657	103	MIB2-1UF	79908	183	MMP-1272	76557	41	MMPCP84	76808	55
MHS-84V	76804	99	MIB2-1UF	79908	186	MMP-1272-S/S	77439	42	MMPCP84-S/S	77598	48
MHS-84V-2ESAC	77863	116	MIB24-2H	79971	184	MMP-1272P	78721	43	MMPCP96	77722	47
MHS-84V-S/S	77618	103	MIB24CPK	90253	186	MMP-1284	76799	41	MMPCP96	77722	55
MHS-96	79043	99	MIB24CSK	90237	183	MMP-1284-S/S	77440	42	MMPCP96-S/S	78686	48
MHS-96-2ESAC	77851	116	MIB24CSK	90237	186	MMP-1284P	78722	43	MMPK	76537	34
MHS-96-S/S	79048	103	MIB24WPK	90245	183	MMP-1296	79034	41	MMPK	76537	41
MHS-96P**	79047	101	MIB24WPK	90245	186	MMP-1296-S/S	79036	42	MMPK	76537	49
MHS-96R	79045	101	MIB30-2H	79972	184	MMP-1296P	79038	43	MMPK	76537	56
MHS-96R-S/S	79050	103	MIB30CPK	90254	186	MMP-1836	77575	41	MMPK	76537	137
MHS-96RU	79747	98	MIB30CSK	90238	183	MMP-1842	77576	41	MORK	74921	213
MHS-96RUV	79758	98	MIB30CSK	90238	186	MMP-1848	77577	41	MORK	74921	214
MHS-96RV	79046	101	MIB30WPK	90246	183	MMP-1854	77578	41	MORKSD	74922	213
MHS-96RV-S/S	79051	103	MIB30WPK	90246	186	MMP-1860	77579	41	MORKSD	74922	214
MHS-96V	79044	99	MIB36-2H	79973	184	MMP-1872	77580	41	MRB18	77531	52
MHS-96V-2ESAC	77864	116	MIB36CPK	90255	186	MMP-1884	77581	41	MRB24	77532	52
MHS-96V-S/S	79049	103	MIB36CSK	90239	183	MMP-1896	79040	41	MRB30	77533	52
MHS-CARK-C24/600	77929	117	MIB36CSK	90239	186	MMP-624	76450	41	MRB36	77534	52
MHS-CARK-C30/750	77930	117	MIB36WPK	90247	183	MMP-624-S/S	77424	42	MRB42	77535	52
MHS-CARK-C36/900	77931	117	MIB36WPK	90247	186	MMP-624P	78706	43	MRB48	77536	52
MHS-CARK-C42/1050	77932	117	MIB42-2H	79974	184	MMP-630	76451	41	MRB54	77537	52
MHS-CARK-C48/1200	77933	117	MIB42CPK	90256	186	MMP-630-S/S	77425	42	MRB60	77538	52
MHS-CARK-C54/1350	77934	117	MIB42CSK	90240	183	MMP-630P	78707	43	MRB66	77539	52
MHS-CARK-C60/1500	77935	117	MIB42CSK	90240	186	MMP-636	76452	41	MRB72	77540	52
MHS-CARK-C72/1800	77936	117	MIB42WPK	90248	183	MMP-636-S/S	77426	42	MRB78	77541	52
MHS-CARK-V24/600	77937	117	MIB42WPK	90248	186	MMP-636P	78708	43	MRB84	77542	52
MHS-CARK-V30/750	77938	117	MIB48-2H	79975	184	MMP-642	76453	41	MRB90	77543	52
MHS-CARK-V36/900	77939	117	MIB48CPK	90257	186	MMP-642-S/S	77427	42	MSB24-2I	79979	181
MHS-CARK-V42/1050	77940	117	MIB48CSK	90241	183	MMP-642P	78709	43	MSB24RMK	79991	181
MHS-CARK-V48/1200	77941	117	MIB48CSK	90241	186	MMP-648	76454	41	MSB30-2I	79980	181
MHS-CARK-V54/1350	77942	117	MIB48WPK	90249	183	MMP-648-S/S	77428	42	MSB30RMK	79992	181
MHS-CARK-V60/1500	77943	117	MIB48WPK	90249	186	MMP-648P	78710	43	MSB36-2I	79981	181
MHS-CARK-V72/1800	77944	117	MIB54-2H	79976	184	MMP-654	76455	41	MSB36RMK	79993	181
MHS-CARK2-C120/3000	77949	117	MIB54CPK	90258	186	MMP-654-S/S	77429	42	MSB42-2I	79982	181
MHS-CARK2-C60/1500	77945	117	MIB54CSK	90242	183	MMP-654P	78711	43	MSB42RMK	79994	181
MHS-CARK2-C72/1800	77946	117	MIB54CSK	90242	186	MMP-660	76456	41	MSB48-2I	79983	181
MHS-CARK2-C84/2100	77947	117	MIB54WPK	90250	183	MMP-660-S/S	77430	42	MSB48RMK	79995	181
MHS-CARK2-C96/2400	77948	117	MIB54WPK	90250	186	MMP-660P	78712	43	MSB54-2I	79984	181
MHS-CARK2-V120/3000	77954	117	MIB60-2H	79977	184	MMP-672	76457	41	MSB54RMK	79996	181
MHS-CARK2-V60/1500	77950	117	MIB60CPK	90259	186	MMP-672-S/S	77431	42	MSB60-2I	79985	181
MHS-CARK2-V72/1800	77951	117	MIB60CSK	90243	183	MMP-672P	78713	43	MSB60RMK	79997	181
MHS-CARK2-V84/2100	77952	117	MIB60CSK	90243	186	MMP-684	76798	41	MSB72-2I	79986	181
MHS-CARK2-V96/2400	77953	117	MIB60WPK	90251	183	MMP-684-S/S	77432	42	MSB72RMK	79998	181

Index by Ordering Number

ORDERING NUMBER	ITEM CODE	PAGE	ORDERING NUMBER	ITEM CODE	PAGE	ORDERING NUMBER	ITEM CODE	PAGE	ORDERING NUMBER	ITEM CODE	PAGE
MSBRMK	79987	183	MSP42-S/S	77453	36	MXPP-1254	90624	64	PACB100	79656	126
MSP-224	75787	34	MSP42-S/S	77453	36	MXPP-1260	90625	64	PACB100	79656	133
MSP-224-S/S	77453	36	MSP42-S/S	77475	40	MXPP-1272	90626	64	PACB60	78683	47
MSP-230	75788	34	MSP48	75807	39	MXPP-1284	90627	64	PACB60	78683	55
MSP-230-S/S	77454	36	MSP48	75807	39	MXPP-1296	90628	64	PACB60	78683	60
MSP-236	75789	34	MSP48-S/S	77476	40	MXPP-6108	90644	64	PAK	78705	47
MSP-236-S/S	77455	36	MSP48-S/S	77476	40	MXPP-6120	90596	64	PAK	78705	55
MSP-242	75790	34	MSP54	75808	39	MXPP-642	90589	64	PAK	78705	58
MSP-242-S/S	77456	36	MSP54	75808	126	MXPP-648	90590	64	PAK	78705	60
MSP-248	75791	34	MSP54-S/S	77477	40	MXPP-654	90591	64	PANK	78799	44
MSP-248-S/S	77457	36	MSP60	75809	39	MXPP-660	90592	64	PANK	78799	51
MSP-254	75792	34	MSP60	75809	126	MXPP-672	90593	64	PANK	78799	57
MSP-254-S/S	77458	36	MSP60-S/S	77478	40	MXPP-684	90594	64	PANK	78799	102
MSP-260	75793	34	MSP66	76695	126	MXPP-696	90595	64	PANK	78799	124
MSP-260-S/S	77459	36	MSP72	75810	39	MXPPBK	90607	64	PAT1	78684	44
MSP-272	75794	34	MSP72-S/S	77479	40	MXPPE	90598	64	PAT1	78684	51
MSP-272-S/S	77460	36	MSP84	76807	39	N6D3T-24-9-A45	26107	171	PAT1	78684	57
MSP-284	76796	34	MSP84-S/S	77480	40	N6D3T-30-11-A45	26108	171	PAT1	78684	102
MSP-284-S/S	77461	36	MSPPL	75816	39	N6D3T-36-13-A45	26109	171	PAT1	78684	124
MSP-824	75795	34	MSPPL	75816	67	N6D3T-42-15-A45	26110	171	PAT2	78685	44
MSP-824-S/S	77462	36	MSPPL	75816	74	N6D3T-48-17-A45	26111	171	PAT2	78685	51
MSP-830	75796	34	MSPPL-S/S	77524	40	N6D3T-54-19-A45	26112	171	PAT2	78685	57
MSP-830-S/S	77463	36	MSR	74914	213	N6D3T-60-21-A45	26113	171	PAT2	78685	102
MSP-836	75797	34	MSR2	79378	212	N6D3T-72-25-A45	26114	171	PAT2	78685	124
MSP-836-S/S	77464	36	MSR2	79378	213	Ni6D3T-24-9-A45	26184	174	PATHK	78794	44
MSP-842	75798	34	MSR2-S/S	90046	214	Ni6D3T-24-9-A45	26184	183	PATHK	78794	51
MSP-842-S/S	77465	36	MSRSD	74915	213	Ni6D3T-30-11-A45	26185	174	PATHK	78794	57
MSP-848	75799	34	MSRSD-S/S	90055	214	Ni6D3T-30-11-A45	26185	183	PATHK	78794	102
MSP-848-S/S	77466	36	MST-MBL	79436	97	Ni6D3T-36-13-A45	26186	174	PATHK	78794	124
MSP-854	75800	34	MST-MBL	79436	106	Ni6D3T-36-13-A45	26186	183	PATHK	78794	44
MSP-854-S/S	77467	36	MST-MBR	79437	97	Ni6D3T-42-15-A45	26187	174	PATHK	78794	51
MSP-860	75801	34	MST-MBR	79437	106	Ni6D3T-42-15-A45	26187	183	PATHK	78794	57
MSP-860-S/S	77468	36	MSTAM	79435	97	Ni6D3T-48-17-A45	26188	174	PATHK	78794	102
MSP-872	75802	34	MSTAM	79435	106	Ni6D3T-48-17-A45	26188	183	PATHK	78794	124
MSP-872-S/S	77470	36	MSTBK	79440	97	Ni6D3T-54-19-A45	26189	174	PATLK	78791	44
MSP-884	76797	34	MSTBK	79440	106	Ni6D3T-54-19-A45	26189	183	PATLK	78791	51
MSP-884-S/S	77471	36	MSTCHD	79439	97	Ni6D3T-60-21-A45	26190	174	PATLK	78791	57
MSP-UHT1442	91280	35	MSTCHD	79439	106	Ni6D3T-60-21-A45	26190	183	PATLK	78791	102
MSP-UHT1448	91281	35	MSTDB	79434	95	Ni6D3T-72-25-A45	26191	174	PATLK	78791	124
MSP-UHT1454	91282	35	MSTDB	79434	97	Ni6D3T-72-25-A45	26191	183	PC120-2ESAC	77967	108
MSP-UHT1460	91283	35	MSTDB	79434	100	QIBBK	76950	196	PC18	74566	88
MSP-UHT1472	91284	35	MSTDB	79434	106	P-CARK-C24/600	78072	109	PC24	74567	88
MSP-UHT224	91264	35	MSTDB	79434	137	P-CARK-C30/750	78073	109	PC24-ESAC	77955	108
MSP-UHT230	91265	35	MSTGT	79441	97	P-CARK-C36/900	78074	109	PC30	74568	88
MSP-UHT236	91266	35	MSTGT	79441	106	P-CARK-C42/1050	78075	109	PC30-ESAC	77956	108
MSP-UHT242	91267	35	MSTHD-B	79433	97	P-CARK-C48/1200	78076	109	PC36	74569	88
MSP-UHT248	91268	35	MSTHD-B	79433	106	P-CARK-C54/1350	78077	109	PC36-ESAC	77957	108
MSP-UHT254	91269	35	MSTHD-S	79432	97	P-CARK-C60/1500	78078	109	PC42	74570	88
MSP-UHT260	91270	35	MSTHD-S	79432	106	P-CARK-C72/1800	78079	109	PC42-ESAC	77958	108
MSP-UHT272	91271	35	MSTHD-W	79431	97	P-CARK-V24/600	78080	109	PC48	74571	88
MSP-UHT824	91272	35	MSTHD-W	79431	106	P-CARK-V30/750	78081	109	PC48-ESAC	77959	108
MSP-UHT830	91273	35	MSTPMHD	79451	97	P-CARK-V36/900	78082	109	PC54	74572	88
MSP-UHT836	91274	35	MSTPMHD	79451	106	P-CARK-V42/1050	78083	109	PC54-ESAC	77960	108
MSP-UHT842	91275	35	MXP-12108	90643	61	P-CARK-V48/1200	78084	109	PC60	74573	88
MSP-UHT848	91276	35	MXP-12120	90588	61	P-CARK-V54/1350	78085	109	PC60-2ESAC	77963	108
MSP-UHT854	91277	35	MXP-1242	90581	61	P-CARK-V60/1500	78086	109	PC60-ESAC	77961	108
MSP-UHT860	91278	35	MXP-1248	90582	61	P-CARK-V72/1800	78087	109	PC72	74574	88
MSP-UHT872	91279	35	MXP-1254	90583	61	P-CARK2-C120/3000	78092	109	PC72-2ESAC	77964	108
MSPBPK	75831	39	MXP-1260	90584	61	P-CARK2-C60/1500	78088	109	PC72-ESAC	77962	108
MSPBPK	75831	126	MXP-1272	90585	61	P-CARK2-C72/1800	78089	109	PC84-2ESAC	77965	108
MSPBPK-S/S	77583	24	MXP-1284	90586	61	P-CARK2-C84/2100	78090	109	PC96-2ESAC	77966	108
MSPBPK-S/S	77583	40	MXP-1296	90587	61	P-CARK2-C96/2400	78091	109	PCAP-24/600	77913	111
MSPMPK	75811	39	MXP-6108	90642	61	P-CARK2-V120/3000	78097	109	PCAP-30/750	77914	111
MSPMPK	75811	47	MXP-6120	90400	61	P-CARK2-V60/1500	78093	109	PCAP-36/900	77915	111
MSPMPK	75811	67	MXP-642	90393	61	P-CARK2-V72/1800	78094	109	PCAP-42/1050	77916	111
MSPMPK	75811	74	MXP-648	90394	61	P-CARK2-V84/2100	78095	109	PCAP-48/1200	77917	111
MSPMPK-S/S	77582	40	MXP-654	90395	61	P-CARK2-V96/2400	78096	109	PCAP-54/1350	77918	111
MSPMPK-S/S	77582	48	MXP-660	90396	61	PAB	75513	79	PCAP-60/1500	77919	111
MSPPP24	75803	39	MXP-672	90397	61	PAB	75513	91	PCAP-72/1800	77920	111
MSPPP24-S/S	77472	40	MXP-684	90398	61	PAB	75513	94	PFC	75927	105
MSPP30	75804	39	MXP-696	90399	61	PAB	75513	111	PFC	75927	119
MSPP30	75804	126	MXPP-12108	90645	64	PAB	75513	115	PFC-SS	76560	105
MSPP30-S/S	77473	40	MXPP-12120	90629	64	PAB	75513	130	PFC-SS	76560	107
MSPP36	75805	39	MXPP-1242	90622	64	PAB	75513	148	PFRS	76622	101
MSPP36	75805	126	MXPP-1248	90623	64	PACB100	79656	106	PFRS	76622	105

Index by Ordering Number

ORDERING NUMBER	ITEM CODE	PAGE	ORDERING NUMBER	ITEM CODE	PAGE	ORDERING NUMBER	ITEM CODE	PAGE	ORDERING NUMBER	ITEM CODE	PAGE
PFRS	76622	107	PSTS-W	75898	122	PTMA42T	90363	208	PTMSD84T-S/S	90035	210
PFRS	76622	116	PTEZ-18	90265	201	PTMA42VR	90373	208	PTMSD84VR	90052	209
PFS-ESAC	79073	116	PTEZ-24	90266	201	PTMA48R	90369	208	PTMSD84VR-S/S	90043	210
PHA	73626	91	PTEZ-30	90267	201	PTMA48T	90364	208	PTMSD96R	74911	209
PHA	73626	111	PTEZ-36	90268	201	PTMA48VR	90374	208	PTMSD96R-S/S	90040	210
PLSC18	75588	89	PTEZ-42	90269	201	PTMA54R	90370	208	PTMSD96T	74897	209
PLSC24	75589	89	PTEZ-48	90270	201	PTMA54T	90365	208	PTMSD96T-S/S	90036	210
PLSC30	75590	89	PTEZDC	90353	201	PTMA54VR	90375	208	PTMSD96VR	90053	209
PLSC36	75591	89	PTEZHD-42/1050	90616	201	PTMA60R	90371	208	PTMSD96VR-S/S	90044	210
PLSC42	75592	89	PTEZHD-42/1050-UG	90798	201	PTMA60T	90366	208	PTPK	75897	55
PLSC48	75593	89	PTEZHD-48/1200	90617	201	PTMA60VR	90376	208	PTPK	75897	60
PLSC54	75594	89	PTEZHD-48/1200-UG	90799	201	PTMAAK	90194	212	PTS-18R	77664	205
PLSP18	75595	91	PTEZHD-54/1350	90618	201	PTMAAKHD	90195	212	PTS-24R	77665	205
PLSP24	75596	91	PTEZHD-54/1350-UG	90800	201	PTMAEKHDR	90192	212	PTS-30R	77666	205
PLSP30	75597	91	PTEZHD-56/1400	90795	201	PTMAEKHDT	90191	212	PTS-30R-UG	77673	205
PLSP36	75598	91	PTEZHD-60/1500	90619	201	PTMAEKHDVR	90193	212	PTS-36R	77667	205
PLSP42	75599	91	PTEZHD-60/1500-UG	90801	201	PTMAEKR	90189	212	PTS-36R-UG	77674	205
PLSP48	75600	91	PTEZHD-64/1600	90796	201	PTMAEKT	90188	212	PTS-42R	77668	205
PLSP54	75601	91	PTEZHD-72/1800	90620	201	PTMAEKVR	90190	212	PTS-42R-UG	77675	205
PMSMK	74916	213	PTEZHD-72/1800-UG	90802	201	PTMAFASK	90196	212	PTS-48R	77669	205
PMSMK2	79380	212	PTEZHD-80/2000	90797	201	PTMAFMKHDR	90187	212	PTS-48R-UG	77676	205
PMSMK2	79380	213	PTEZHD-84/2100	90621	201	PTMAFMKR	90186	212	PTS-54R	77670	205
PMSMK2-S/S	90047	214	PTEZHD-DCK	90805	201	PTMAFMKT	90185	212	PTS-54R-UG	77677	205
PMSMKSD	74917	213	PTEZHD-JBBK	90807	201	PTMAHD54R	90381	208	PTS-60R	77671	205
PMSMKSD-S/S	90056	214	PTEZHD-MBK	90803	201	PTMAHD54T	90377	208	PTS-60R-UG	77678	205
PP-18	78414	91	PTEZHD-PBK	90804	201	PTMAHD54VR	90385	208	PTS-72R	77672	205
PP-24	78416	91	PTEZHD-WRBK	90806	201	PTMAHD60R	90382	208	PTS-72R-UG	77679	205
PP-30	78418	91	PTEZMB	90351	201	PTMAHD60T	90378	208	PTS-DRK	90100	207
PP-36	78420	91	PTEZPB	90352	201	PTMAHD60VR	90386	208	PTS-EBK	77702	207
PP-42	78422	91	PTM24R	75584	209	PTMAHD72R	90383	208	PTS-HDSR	77692	207
PP-48	78424	91	PTM24R-S/S	90012	210	PTMAHD72T	90379	208	PTS-HIBK	77697	207
PP-54	78425	91	PTM24T	75583	209	PTMAHD72VR	90387	208	PTS-IBK	77696	207
PP-60	78451	91	PTM24T-S/S	90001	210	PTMAHD84R	90384	208	PTS-LHSAA	77756	207
PP72	73017	91	PTM24VR	79669	209	PTMAHD84T	90380	208	PTS-MBK	77700	207
PPS6	73024	91	PTM24VR-S/S	90023	210	PTMAHD84VR	90388	208	PTS-MBKUG	77701	207
PSA150	73156	88	PTM30R	74899	209	PTMAORK	90197	212	PTS-PA	77699	207
PSA150	73156	91	PTM30R-S/S	90013	210	PTMHD54R	74905	209	PTS-PS	77698	207
PSA150	73156	108	PTM30T	74885	209	PTMHD54R-S/S	90019	210	PTS-RHSAA	77755	207
PSA150	73156	111	PTM30T-S/S	90002	210	PTMHD54T	74891	209	PTS-RR21	77680	205
PSSS	74773	91	PTM30VR	79670	209	PTMHD54T-S/S	90008	210	PTS-RR27	77681	205
PSSS	74773	97	PTM30VR-S/S	90024	210	PTMHD54VR	79665	209	PTS-RR33	77682	205
PSSS	74773	101	PTM36R	74900	209	PTMHD54VR-S/S	90030	210	PTS-RR39	77683	205
PSSS	74773	105	PTM36R-S/S	90014	210	PTMHD60R	74906	209	PTS-RR39	77683	205
PSSS	74773	107	PTM36T	74886	209	PTMHD60R-S/S	90020	210	PTS-RR45	77684	205
PST2-R	77725	55	PTM36T-S/S	90003	210	PTMHD60T	74892	209	PTS-RR45	77684	205
PST2-R	77725	58	PTM36VR	79671	209	PTMHD60T-S/S	90009	210	PTS-RR51	77685	205
PST2-R	77725	60	PTM36VR-S/S	90025	210	PTMHD60VR	79666	209	PTS-RR51	77685	205
PST2-S	77724	55	PTM42R	74901	209	PTMHD60VR-S/S	90031	210	PTS-RR57	77686	205
PST2-S	77724	58	PTM42R-S/S	90015	210	PTMHD72R	74907	209	PTS-RR57	77686	205
PST2-S	77724	60	PTM42T	74887	209	PTMHD72R-S/S	90021	210	PTS-RR63	77687	205
PST2-W	77723	55	PTM42T-S/S	90004	210	PTMHD72T	74893	209	PTS-RR63	77687	205
PST2-W	77723	58	PTM42VR	79672	209	PTMHD72T-S/S	90010	210	PTS-RR69	77688	205
PST2-W	77723	60	PTM42VR-S/S	90026	210	PTMHD72VR	79667	209	PTS-RR75	77689	205
PSTA	75896	39	PTM48R	74902	209	PTMHD72VR-S/S	90032	210	PTS-RR81	77690	205
PSTA	75896	47	PTM48R-S/S	90016	210	PTMHD84R	74908	209	PTS-SAK	77694	207
PSTA	75896	55	PTM48T	74888	209	PTMHD84R-S/S	90022	210	PTS-SR	77691	207
PSTA	75896	60	PTM48T-S/S	90005	210	PTMHD84T	74894	209	PTS-WMK	78767	207
PSTA	75896	67	PTM48VR	79673	209	PTMHD84T-S/S	90011	210	PV-18	78453	88
PSTA	75896	74	PTM48VR-S/S	90027	210	PTMHD84VR	79668	209	PV-24	78415	88
PSTA	75896	122	PTM54R	74903	209	PTMHD84VR-S/S	90033	210	PV-30	78417	88
PSTA-S/S	77442	40	PTM54R-S/S	90017	210	PTMSD120R	74912	209	PV-36	78419	88
PSTA-S/S	77442	48	PTM54T	74889	209	PTMSD120R-S/S	90041	210	PV-42	78421	88
PSTS-R	77726	55	PTM54T-S/S	90006	210	PTMSD120T	74898	209	PV-48	78423	88
PSTS-R	77726	60	PTM54VR	79674	209	PTMSD120T-S/S	90037	210	PV-54	78454	88
PSTS-S	75899	47	PTM54VR-S/S	90028	210	PTMSD120VR	90054	209	PV-60	78455	88
PSTS-S	75899	55	PTM60R	74904	209	PTMSD120VR-S/S	90045	210	PV120-2ESAC	77993	108
PSTS-S	75899	60	PTM60R-S/S	90018	210	PTMSD72R	74909	209	PV24-ESAC	77981	108
PSTS-S	75899	67	PTM60T	74890	209	PTMSD72R-S/S	90038	210	PV30-ESAC	77982	108
PSTS-S	75899	74	PTM60T-S/S	90007	210	PTMSD72T	74895	209	PV36-ESAC	77983	108
PSTS-W	75898	39	PTM60VR	79675	209	PTMSD72T-S/S	90034	210	PV42-ESAC	77984	108
PSTS-W	75898	47	PTM60VR-S/S	90029	210	PTMSD72VR	90051	209	PV48-ESAC	77985	108
PSTS-W	75898	55	PTMA36R	90367	208	PTMSD72VR-S/S	90042	210	PV54-ESAC	77986	108
PSTS-W	75898	60	PTMA36T	90362	208	PTMSD84R	74910	209	PV60-2ESAC	77989	108
PSTS-W	75898	67	PTMA36VR	90372	208	PTMSD84R-S/S	90039	210	PV60-ESAC	77987	108
PSTS-W	75898	74	PTMA42R	90368	208	PTMSD84T	74896	209	PV72	73438	88

Index by Ordering Number

ORDERING NUMBER	ITEM CODE	PAGE	ORDERING NUMBER	ITEM CODE	PAGE	ORDERING NUMBER	ITEM CODE	PAGE	ORDERING NUMBER	ITEM CODE	PAGE
PV72-2ESAC	77990	108	QMTS-S-S/S	79056	48	RBAGS-70	76031	155	RBQC1HD-42	75990	152
PV72-ESAC	77988	108	QMTS-W-S/S	77451	24	RBAGS-72	76975	155	RBQC1HD-48	75991	152
PV84-2ESAC	77991	108	QMTS-W-S/S	77451	40	RBAGS-84	76976	155	RBQC1HD-54	75992	152
PV96-2ESAC	77992	108	QMTS-W-S/S	77451	48	RBAGSCM-16	76572	156	RBQC1HD-66	75993	152
QB1PCK	90954	153	R-CARK-C24/600	78098	113	RBAGSCM-22	76573	156	RBSE-10	79861	157
QMT-A-P	91285	39	R-CARK-C30/750	78099	113	RBAGSCM-28	76574	156	RBSE-16	79862	157
QMT-A-W	91286	39	R-CARK-C36/900	78100	113	RBAGSCM-34	76575	156	RBSE-22	79863	157
QMT-ATEX	90435	39	R-CARK-C42/1050	78101	113	RBAGSCM-40	76576	156	RBSE-28	79864	157
QMT-G	76483	39	R-CARK-C48/1200	78102	113	RBAGSCM-46	76577	156	RBSE-34	79865	157
QMT-G	76483	47	R-CARK-C54/1350	78103	113	RBAGSCM-52	76578	156	RBSE-40	79866	157
QMT-G-S/S	77586	40	R-CARK-C60/1500	78104	113	RBAGSCM-58	76579	156	RBSE-46	79867	157
QMT-G-S/S	77586	48	R-CARK-C72/1800	78105	113	RBAGSCM-70	76581	156	RBSE-52	79868	157
QMT-P	76074	39	R-CARK-V24/600	78106	113	RBAS4-18	76032	158	RBSE-58	79869	157
QMT-P	76074	47	R-CARK-V30/750	78107	113	RBAS4-24	76033	158	RBSE-64	79870	157
QMT-P	76074	67	R-CARK-V36/900	78108	113	RBAS4-30	76034	158	RBSE-70	79871	157
QMT-P	76074	74	R-CARK-V42/1050	78109	113	RBAS4-36	76035	158	RC120-2ESAC	77980	112
QMT-P-S/S	77584	40	R-CARK-V48/1200	78110	113	RBAS4-42	76036	158	RC18	74618	92
QMT-P-S/S	77584	48	R-CARK-V54/1350	78111	113	RBAS4-48	76037	158	RC24	74619	92
QMT-S	79039	47	R-CARK-V60/1500	78112	113	RBAS4-54	76038	158	RC24-ESAC	77968	112
QMT-S	79039	67	R-CARK-V72/1800	78113	113	RBAS4-60	76039	158	RC30	74620	92
QMT-S	79039	74	R-CARK2-C120/3000	78118	113	RBAS4-72	76040	158	RC30-ESAC	77969	112
QMT-S-S/S	79059	48	R-CARK2-C60/1500	78114	113	RBDT-6C	90614	162	RC36	74621	92
QMT-W	76075	39	R-CARK2-C72/1800	78115	113	RBCTXHD-13C	90615	163	RC36-ESAC	77970	112
QMT-W	76075	47	R-CARK2-C84/2100	78116	113	RBCTXHD-6.5C	77517	163	RC42	74622	92
QMT-W	76075	67	R-CARK2-C96/2400	78117	113	RBPIR-L	90648	198	RC42-ESAC	77971	112
QMT-W	76075	74	R-CARK2-V120/3000	78123	113	RBPIR-M	90647	198	RC48	74623	92
QMT-W-S/S	77585	40	R-CARK2-V60/1500	78119	113	RBPIR-S	90646	198	RC48-ESAC	77972	112
QMT-W-S/S	77585	48	R-CARK2-V72/1800	78120	113	RBPIR-XL	90649	198	RC54	74624	92
QMTBK-G	76540	39	R-CARK2-V84/2100	78121	113	RBPI-S-L	74560	198	RC54-ESAC	77973	112
QMTBK-G	76540	40	R-CARK2-V96/2400	78122	113	RBPI-S-M	74559	198	RC60	74625	92
QMTBK-G	76540	47	RAPEK	77423	137	RBPI-S-S	74558	198	RC60-2ESAC	77976	112
QMTBK-G	76540	48	RB38BP	79481	152	RBPI-S-XL	74561	198	RC60-ESAC	77974	112
QMTBK-P	76097	39	RB38BP	79481	158	RBPFK-L	75524	200	RC72	74626	92
QMTBK-P	76097	40	RB38BP	79481	159	RBPFK-M	75523	200	RC72-2ESAC	77977	112
QMTBK-P	76097	47	RB6DH	76571	161	RBPFK-S	75522	200	RC72-ESAC	77975	112
QMTBK-P	76097	48	RB6SA	76570	160	RBPFK-XL	75525	200	RC84-2ESAC	77978	112
QMTBK-P	76097	67	RBAER-10	76041	159	RBPI-T-L	75529	200	RC96-2ESAC	77979	112
QMTBK-P	76097	74	RBAER-16	76042	159	RBPI-T-M	75528	200	RCAP-24/600	77921	115
QMTBK-W	76098	39	RBAER-22	76043	159	RBPI-T-S	75527	200	RCAP-30/750	77922	115
QMTBK-W	76098	40	RBAER-28	76044	159	RBPI-T-XL	75530	200	RCAP-36/900	77923	115
QMTBK-W	76098	47	RBAER-34	76045	159	RBPMBK	75526	200	RCAP-42/1050	77924	115
QMTBK-W	76098	48	RBAER-40	76046	159	RBPRET	73163	200	RCAP-48/1200	77925	115
QMTBK-W	76098	55	RBAER-44	76655	159	RBPRET	73163	207	RCAP-54/1350	77926	115
QMTBK-W	76098	60	RBAER-46	76047	159	RBPRR-L	90652	200	RCAP-60/1500	77927	115
QMTBK-W	76098	67	RBAER-52	76048	159	RBPRR-M	90651	200	RCAP-72/1800	77928	115
QMTBK-W	76098	74	RBAER-58	76049	159	RBPRR-S	90650	200	RDP1-L	74694	165
QMTBK-W	76098	122	RBAER-70	76050	159	RBPRR-XL	90653	200	RDP1-M	74693	165
QMTPAK	76096	39	RBAGM-16	77106	29	RBPSR-L	74564	200	RDP1-S	74692	165
QMTPAK	76096	47	RBAGM-16	77106	155	RBPSR-M	74563	200	RDP1-XL	74695	165
QMTPAK	76096	67	RBAGM-22	77107	29	RBPSR-S	74562	200	RDPBK-L	74701	165
QMTPAK	76096	74	RBAGM-22	77107	155	RBPSR-XL	74565	200	RDPBK-L	74701	167
QMTPAK	76096	122	RBAGM-28	77108	29	RBQB1-16/400	90935	153	RDPBK-M	74700	165
QMTPAK-S/S	77587	40	RBAGM-28	77108	155	RBQB1-18/450	90936	153	RDPBK-M	74700	167
QMTPAK-S/S	77587	48	RBAGM-34	77109	29	RBQB1-22/550	90937	153	RDPBK-S	74699	165
QMTPSBK	76099	39	RBAGM-34	77109	155	RBQB1-24/600	90938	153	RDPBK-S	74699	167
QMTPSBK	76099	47	RBAGM-40	77110	29	RBQB1-28/700	90939	153	RDPBK-XL	74702	165
QMTPSBK	76099	67	RBAGM-40	77110	155	RBQB1-30/750	90940	153	RDPBK-XL	74702	167
QMTPSBK	76099	74	RBAGM-46	77111	29	RBQB1-34/850	90941	153	RDPF-L	75568	167
QMTPSBK	76099	122	RBAGM-46	77111	155	RBQB1-36/900	90942	153	RDPF-M	75567	167
QMTPSBK-S/S	77588	40	RBAGS-16	75995	155	RBQB1-40/1000	90943	153	RDPF-S	75566	167
QMTPSBK-S/S	77588	48	RBAGS-18	76967	155	RBQB1-42/1050	90944	153	RDPF-XL	75569	167
QMTS-G	76484	39	RBAGS-22	75996	155	RBQB1-46/1150	90945	153	RDPMBK	74698	167
QMTS-G	76484	47	RBAGS-24	76968	155	RBQB1-48/1200	90946	153	RDPMSK	74705	167
QMTS-G-S/S	77452	24	RBAGS-28	75997	155	RBQB1-52/1300	90947	153	RMC1	75817	222
QMTS-G-S/S	77452	40	RBAGS-30	76969	155	RBQB1-54/1350	90948	153	RMC1-50	75833	222
QMTS-G-S/S	77452	48	RBAGS-34	75998	155	RBQB1-58/1450	90949	153	RMC1-BCP	76414	222
QMTS-P	75845	19	RBAGS-36	76970	155	RBQB1-60/1500	90950	153	RMC1-BPP	76415	222
QMTS-P	75845	39	RBAGS-40	75999	155	RBQB1-64/1600	90951	153	RMC1-BPP	76415	224
QMTS-P	75845	47	RBAGS-42	76971	155	RBQB1-70/1750	90952	153	RMC1-CB	75820	222
QMTS-P	75845	67	RBAGS-46	76028	155	RBQB1-72/1800	90953	153	RMC1-CB	75820	224
QMTS-P	75845	74	RBAGS-48	76972	155	RBQC1HD-12	75985	152	RMC1-CP	75819	222
QMTS-P	75845	122	RBAGS-52	76029	155	RBQC1HD-18	75986	152	RMC1-LS	75834	222
QMTS-P-S/S	77450	24	RBAGS-54	76973	155	RBQC1HD-24	75987	152	RMC1-LSBPP	76538	222
QMTS-P-S/S	77450	40	RBAGS-58	76030	155	RBQC1HD-30	75988	152	RMC1-LSPP	75836	222
QMTS-P-S/S	77450	48	RBAGS-60	76974	155	RBQC1HD-36	75989	152	RMC1-PL	75821	222

Index by Ordering Number

ORDERING NUMBER	ITEM CODE	PAGE	ORDERING NUMBER	ITEM CODE	PAGE	ORDERING NUMBER	ITEM CODE	PAGE	ORDERING NUMBER	ITEM CODE	PAGE
RMC1-PP	75832	222	RWPBLD-18	90087	135	SACPL-54/1350	77892	111	SB5	78790	188
RMC1LS-PL	75835	222	RWPBLD-24	90088	135	SACPL-54/1350	77892	115	SB5	78790	190
RMC2-FS-1	76558	224	RWPBLD-30	90089	135	SACPL-54/1350	77892	119	SB5	78790	192
RMC2-FS-50	77330	224	RWPBLD-36	90090	135	SACPL-60/1500	77893	111	SB5	78790	194
RMC2-FSAPK	76559	224	RWPBLD-42	90091	135	SACPL-60/1500	77893	115	SE6-R36	90220	212
RP-18	78426	94	RWPBLD-48	90092	135	SACPL-60/1500	77893	119	SE6-R42	90221	212
RP-24	78427	94	RWPBLD-54	90093	135	SACPL-72/1800	77894	111	SE6-R48	90222	212
RP-30	78428	94	RWPBLD-60	90094	135	SACPL-72/1800	77894	115	SE6-R54	90223	212
RP-36	78429	94	RWPBLD-66	90095	135	SACPL-72/1800	77894	119	SE6-R60	90224	212
RP-42	78430	94	RWPBLD-72	90096	135	SACPL2-120/3000	77899	111	SE6-R72	90225	212
RP-48	78431	94	RWPBLD-78	90097	135	SACPL2-120/3000	77899	115	SE6-R84	90226	212
RP-54	78432	94	RWPBLD-84	90098	135	SACPL2-120/3000	77899	119	SE6-T36	90227	212
RP-60	78433	94	RWPBLD-90	90099	135	SACPL2-60/1500	77895	111	SE6-T42	90228	212
RP-72	74612	94	RWPPREC-1230	90078	134	SACPL2-60/1500	77895	115	SE6-T48	90229	212
RS-24	91725	216	RWPPREC-1236	90079	134	SACPL2-60/1500	77895	119	SE6-T54/VR36	90230	212
RS-30	91726	216	RWPPREC-1242	90080	134	SACPL2-72/1800	77896	111	SE6-T60/VR42	90231	212
RS-36	91727	216	RWPPREC-1248	90081	134	SACPL2-72/1800	77896	115	SE6-T72/VR48	90232	212
RS-42	91728	216	RWPPREC-1254	90082	134	SACPL2-72/1800	77896	119	SE6-T84	90233	212
RS-48	91729	216	RWPPREC-1260	90083	134	SACPL2-84/2100	77897	111	SE6-VR54	90234	212
RS-54	91730	216	RWPPREC-1272	90084	134	SACPL2-84/2100	77897	115	SE6-VR60	90235	212
RS-60	91731	216	RWPPREC-1284	90085	134	SACPL2-84/2100	77897	119	SE6-VR72	90236	212
RS-66	91732	216	RWPPREC-1296	90086	134	SACPL2-96/2400	77898	111	SE6-VR84	90319	212
RS-72	91733	216	RWPPREC-1836	91214	134	SACPL2-96/2400	77898	115	SHIM-KITH	77550	192
RS-84	91734	216	RWPPREC-1842	91215	134	SACPL2-96/2400	77898	119	SHIM-KITL	77548	171
RS-96	91735	216	RWPPREC-1848	91216	134	SACRH	77883	111	SHIM-KITL	77548	174
RSA	76249	94	RWPPREC-1854	91217	134	SACRH	77883	115	SHIM-KITL	77548	177
RSA	76249	115	RWPPREC-1860	91218	134	SACRH	77883	119	SHIM-KITL	77548	188
RSA150	73628	92	RWPPREC-1872	91219	134	SACRHL	77884	111	SHIM-KITM	77549	180
RSA150	73628	94	RWPPREC-1884	91220	134	SACRHL	77884	115	SHIM-KITM	77549	190
RSA150	73628	95	RWPPREC-1896	91221	134	SACRHL	77884	119	SHIM-KITMOD	79989	183
RSA150	73628	97	RWPPREC-624	90068	134	SACRKN	77882	111	SHIM-KITMOD	79989	186
RSA150	73628	98	RWPPREC-630	90069	134	SACRKN	77882	115	SKC-24	91751	219
RSA150	73628	99	RWPPREC-636	90070	134	SACRKN	77882	119	SKC-30	91752	219
RSA150	73628	100	RWPPREC-642	90071	134	SACRKT	77886	111	SKC-36	91753	219
RSA150	73628	101	RWPPREC-648	90072	134	SACRKT	77886	115	SKC-42	91754	219
RSA150	73628	105	RWPPREC-654	90073	134	SACRKT	77886	119	SKC-48	91755	219
RSA150	73628	107	RWPPREC-660	90074	134	SACSK	77052	119	SKC-54	91756	219
RSA150	73628	112	RWPPREC-672	90075	134	SACSRC	77065	119	SKC-60	91757	219
RSA150	73628	115	RWPPREC-684	90076	134	SAT2AK	78733	105	SKC-66	91758	219
RSA150	73628	116	RWPPREC-696	90077	134	SAT2AK	78733	106	SKC-72	91759	219
RSA150	73628	119	RWSECS-18F	91417	136	SAT2AK	78733	126	SKC-84	91760	219
RSRR-24	92170	219	RWSECS-24F	91418	136	SAT2AK	78733	133	SKC-96	91761	219
RSRR-30	92171	219	RWSECS-30F	91419	136	SAT2MK	78704	106	SKPU-10X1/2X25	91311	220
RSRR-36	92172	219	RWSECS-36F	91420	136	SAT2MK	78704	126	SKPU-10X1/2X50	91316	220
RSRR-42	92173	219	RWSECS-42F	91421	136	SAT2MK	91415	133	SKPU-10X1X25	91314	220
RSRR-48	92174	219	RWSECS-48F	91422	136	SAT2NCB	78703	106	SKPU-10X1X50	91319	220
RSRR-54	92175	219	RWSECS-54F	91423	136	SAT2NCB	78703	126	SKPU-10X3/4X25	91313	220
RSRR-60	92176	219	RWSECS-60F	91424	136	SAT2PAT	78735	106	SKPU-10X3/4X50	91318	220
RSRR-66	92177	219	RWSECS-72F	91425	136	SAT2PAT	78735	126	SKPU-10X3/8X25	91310	220
RSRR-72	92178	219	RWSECS-84F	91426	136	SAT2PM	78732	106	SKPU-10X3/8X50	91315	220
RSRR-84	92179	219	RWSECS-96F	91427	136	SAT2PM	78732	126	SKPU-10X5/8X25	91312	220
RSRR-96	92180	219	SAC2-TIP-TL	77866	111	SAT2PM	78732	133	SKPU-10X5/8X50	91317	220
RV-18	78402	92	SAC2-TIP-TL	77866	115	SATB	76083	106	SKPU-12X1/2X25	91321	220
RV-24	78403	92	SAC2-TIP-TL	77866	119	SATB	76083	126	SKPU-12X1/2X50	91326	220
RV-30	78404	92	SACHP2	77768	111	SATB	76083	133	SKPU-12X1X25	91324	220
RV-36	78405	92	SACHP2	77768	115	SATHB	76084	106	SKPU-12X1X50	91329	220
RV-42	78406	92	SACHP2	77768	119	SATHB	76084	126	SKPU-12X3/4X25	91323	220
RV-48	78407	92	SACKRP	77885	111	SATHB	76084	133	SKPU-12X3/4X50	91328	220
RV-54	78408	92	SACKRP	77885	115	SATXDNCB	91414	133	SKPU-12X3/8X25	91320	220
RV-60	78409	92	SACKRP	77885	119	SATXDPAT	91413	133	SKPU-12X3/8X50	91325	220
RV-72	74641	92	SACPL-24/600	77887	111	SB2	79970	183	SKPU-12X5/8X25	91322	220
RV120-2ESAC	78006	112	SACPL-24/600	77887	115	SB2	79970	186	SKPU-12X5/8X50	91327	220
RV24-ESAC	77994	112	SACPL-24/600	77887	119	SB2F	79988	183	SKPU-4X1/2X25	91289	220
RV30-ESAC	77995	112	SACPL-30/750	77888	111	SB2F	79988	186	SKPU-4X1/2X50	91294	220
RV36-ESAC	77996	112	SACPL-30/750	77888	115	SB4	78789	171	SKPU-4X1X25	91292	220
RV42-ESAC	77997	112	SACPL-30/750	77888	119	SB4	78789	174	SKPU-4X1X50	91297	220
RV48-ESAC	77998	112	SACPL-36/900	77889	111	SB4	78789	177	SKPU-4X3/4X25	91291	220
RV54-ESAC	77999	112	SACPL-36/900	77889	115	SB4	78789	180	SKPU-4X3/4X50	91296	220
RV60-2ESAC	78002	112	SACPL-36/900	77889	119	SB4	78789	188	SKPU-4X3/8X25	91288	220
RV60-ESAC	78000	112	SACPL-42/1050	77890	111	SB4	78789	190	SKPU-4X3/8X50	91293	220
RV72-2ESAC	78003	112	SACPL-42/1050	77890	115	SB4	78789	192	SKPU-4X5/8X25	91290	220
RV72-ESAC	78001	112	SACPL-42/1050	77890	119	SB5	78790	171	SKPU-4X5/8X50	91295	220
RV84-2ESAC	78004	112	SACPL-48/1200	77891	111	SB5	78790	174	SKPU-6X1/2X25	90283	220
RV96-2ESAC	78005	112	SACPL-48/1200	77891	115	SB5	78790	177	SKPU-6X1/2X50	91222	220
RV76-S/S	76205	107	SACPL-48/1200	77891	119	SB5	78790	180	SKPU-6X1X25	91300	220

Index by Ordering Number

ORDERING NUMBER	ITEM CODE	PAGE	ORDERING NUMBER	ITEM CODE	PAGE	ORDERING NUMBER	ITEM CODE	PAGE	ORDERING NUMBER	ITEM CODE	PAGE
SKPU-6X1X50	91303	220	SST2HD-G-S/S	79042	107	STS-B	75844	97	TRB84	77047	154
SKPU-6X3/4X25	90284	220	SST2HD-S	77880	105	STS-B	75844	105	TRB90	77048	45
SKPU-6X3/4X50	91223	220	SST2HD-S	77880	126	STS-B	75844	106	TRB90	77048	154
SKPU-6X3/8X25	91298	220	SST2HD-S-S/S	77638	107	STS-B	75844	126	UBTK	76977	122
SKPU-6X3/8X50	91301	220	SST2HD-W	77879	105	STS-B	75844	133	UFB18	74448	120
SKPU-6X5/8X25	91299	220	SST2HD-W	77879	126	STS-B-S/S	77632	107	UFB24	74449	120
SKPU-6X5/8X50	91302	220	SST2HD-W-S/S	77637	107	STS-G	78142	105	UFB30	74450	120
SKPU-8X1/2X25	90285	220	SSTBK-B	76637	105	STS-G	78142	126	UFB36	74451	120
SKPU-8X1/2X50	91224	220	SSTBK-B	76637	107	STS-G	78142	133	UFB42	74452	120
SKPU-8X1X25	91306	220	SSTBK-B	76637	126	STS-G-S/S	79057	107	UFB48	74453	120
SKPU-8X1X50	91309	220	SSTBK-B	76637	133	STS-S	75843	87	UFB54	74454	120
SKPU-8X3/4X25	90286	220	SSTBK-W	76636	105	STS-S	75843	97	UFB60	74455	120
SKPU-8X3/4X50	91225	220	SSTBK-W	76636	107	STS-S	75843	105	UFB72	74456	120
SKPU-8X3/8X25	91304	220	SSTBK-W	76636	126	STS-S	75843	106	UFB84	74460	120
SKPU-8X3/8X50	91307	220	SSTBK-W	76636	133	STS-S	75843	126	UHDBTK	76978	122
SKPU-8X5/8X25	91305	220	SSTHB	79582	105	STS-S	75843	133	UHMK	76793	122
SKPU-8X5/8X50	91308	220	SSTHB	79582	126	STS-S-S/S	77631	107	UHMK	76793	122
SKPU-DUAL-6X1/2X25	91400	221	SSTHB	79582	133	STS-W	75846	97	UHPB2	79207	122
SKPU-DUAL-6X1/2X50	91404	221	SSTHB-S/S	79586	107	STS-W	75846	105	UHSPK	76791	122
SKPU-DUAL-6X3/4X25	91401	221	SSTHDMK	77870	105	STS-W	75846	106	UHSPK	76791	122
SKPU-DUAL-6X3/4X50	91405	221	SSTHDMK	77870	126	STS-W	75846	126	UHVC	79453	67
SKPU-DUAL-8X1/2X25	91402	221	SSTHDPM	77868	105	STS-W	75846	133	UMBK	76789	122
SKPU-DUAL-8X1/2X50	91406	221	SSTHDPM	77868	126	STS-W-S/S	77630	107	UMBK	76789	122
SKPU-DUAL-8X3/4X25	91403	221	SSTHDPM	77868	133	STTS	74419	19	UPBK	76785	122
SKPU-DUAL-8X3/4X50	91407	221	SSTHK	79070	105	STTS	74419	122	UPFCC	79320	98
SL-48	91841	219	SSTHK	79070	119	STTS	74419	147	UPFCC	79320	105
SP-24	91747	216	SSTHK	79070	126	TEN-LOCK-KIT	77443	138	UPSBK	76784	122
SP-48	91748	216	SSTHK-S/S	79071	107	TL-48	91842	219	URCB18/450	76748	120
SP-72	91749	216	SSTLbk	79493	105	TRB-HT18	78754	45	URCB24/600	76749	120
SP-96	91750	216	SSTLbk	79493	107	TRB-HT24	78755	45	URCB30/750	76750	120
SPBV	74742	141	SSTLbk	79493	126	TRB-HT30	78756	45	URCB36/900	76751	120
SPCP	74734	141	SSTLbk	79493	133	TRB-HT36	78757	45	URCB42/1050	76752	120
SPG	74747	141	SSTLMB	76072	99	TRB-HT42	78758	45	URCB48/1200	76753	120
SPG-CVR-A	77387	138	SSTLMB	76072	123	TRB-HT48	78759	45	URCB54/1350	76754	120
SPG-CVR-B	77388	138	SSTLMB	76072	137	TRB-HT54	78760	45	URCB60/1500	76755	120
SPG-CVR-C	77389	138	SSTOTA	76073	99	TRB-HT60	78761	45	URCB72/1800	76756	120
SPG-CVR-D	77390	138	SSTOTA	76073	123	TRB-HT66	78762	45	URCB84/2100	76757	120
SPG-CVR-E	77391	138	SSTOTA	76073	137	TRB-HT72	78763	45	USB12	90409	61
SPG-CVR-F	77392	138	SSTSMB	76071	99	TRB-HT78	78764	45	USB12	90409	64
SPG-CVR-G	77393	138	SSTSMB	76071	123	TRB-UHT18	91865	45	USB6	90410	61
SPG-CVR-H	77741	138	SSTSMB	76071	137	TRB-UHT24	91866	45	USB6	90410	64
SPH10	74745	141	SSTXD-B	91410	133	TRB-UHT30	91867	45	USB6	90410	64
SPK18	74709	141	SSTXD-G	91411	133	TRB-UHT36	91868	45	USB6	90411	64
SPK24	74710	141	SSTXD-S	91409	133	TRB-UHT42	91869	45	USMK	76792	122
SPK30	74711	141	SSTXD-W	91408	133	TRB-UHT48	91870	45	USMK	76792	122
SPK36	74712	141	SSTXDMK	91412	133	TRB-UHT54	91871	45	USP18/450	76772	122
SPK42	74713	141	STAK	75847	119	TRB-UHT60	91872	45	USP24/600	76773	122
SPK48	74714	141	STAK	75847	105	TRB-UHT66	91873	45	USP30/750	76774	122
SPK54	74715	141	STAK	75847	107	TRB-UHT72	91874	45	USP36/900	76775	122
SPK60	74716	141	STAK	75847	126	TRB-UHT78	91875	45	USP42/1050	76776	122
SPK72	74717	141	STAKHD	75892	105	TRB-UHT84	91876	45	USP48/1200	76777	122
SPKHD120	74721	141	STAKHD	75892	107	TRB-UHT90	91877	45	USP54/1350	76778	122
SPKHD42	74952	141	STAKHD	75892	119	TRB18	76485	45	USP60/1500	76779	122
SPKHD48	74953	141	STAKHD	75892	126	TRB18	76485	154	USP72/1800	76780	122
SPKHD54	74954	141	STGK2	77867	105	TRB24	76486	45	USP84/2100	76781	122
SPKHD60	74955	141	STGK2	77867	106	TRB24	76486	154	USPB2	79206	122
SPKHD72	74718	141	STGK2	77867	126	TRB30	76487	45	USPK	76790	122
SPKHD84	74719	141	STGK2	77867	126	TRB30	76487	154	USPK	76790	122
SPKHD96	74720	141	STGK2	77867	133	TRB36	76488	45	UST-P	76794	122
SPMK2	75578	141	STGK2	77867	133	TRB36	76488	154	UST-S	77757	122
SPMK3	75579	141	STGK2-S/S	77635	107	TRB42	76489	45	UST-W	76795	122
SPN	74746	141	STHDMK2-S/S	77634	107	TRB42	76489	154	USTSC	79299	122
SPPN	74748	141	STHDMK2-S/S	77633	107	TRB48	76490	45	USTSC	79299	122
SPPR	74744	141	STJK	74417	19	TRB48	76490	154	USTSCHD	79300	122
SPYS	74743	141	STJK	74417	122	TRB54	76491	45	USTSCHD	79300	122
SRBK	74941	144	STJK	74417	147	TRB54	76491	154	USTSCK	79202	122
SSRB	75978	60	STJM	74775	19	TRB60	76492	45	USTSCKHD	79204	122
SST-BUK	76943	105	STJM	74775	122	TRB60	76492	154	UTC18	76712	120
SST-BUK	76943	126	STJM	74775	147	TRB66	76493	45	UTC24	76713	120
SST-BUK-S/S	77636	107	STKD	74504	147	TRB66	76493	154	UTC30	76714	120
SST2HD-B	77881	105	STKHSD	74316	147	TRB72	76494	45	UTC36	76715	120
SST2HD-B	77881	126	STKHSS	74313	147	TRB72	76494	154	UTC42	76716	120
SST2HD-B-S/S	77639	107	STKS	74505	147	TRB78	76697	45	UTC48	76717	120
SST2HD-G	79041	105	STLP	79535	129	TRB78	76697	154	UTC54	76718	120
SST2HD-G	79041	126	STS-B	75844	87	TRB84	77047	45	UTC60	76719	120

Index by Ordering Number

ORDERING NUMBER	ITEM CODE	PAGE	ORDERING NUMBER	ITEM CODE	PAGE	ORDERING NUMBER	ITEM CODE	PAGE	ORDERING NUMBER	ITEM CODE	PAGE
UTC72	76720	120	WCLN30-16	71133	232	YCART-24/600-R	91806	83	YCART-60/1500-HDW	79827	85
UTC84	76721	120	WCLN30-30	71134	232	YCART-24/600-TC	79812	81	YCART-60/1500-HDW	79827	87
UTF18	76724	120	WCLN36-16	71135	232	YCART-24/600-TC	79812	83	YCART-72/1800-HDP	79822	85
UTF24	76725	120	WCLN36-30	71136	232	YCART-24/600-W	79612	81	YCART-72/1800-HDP	79822	87
UTF30	76726	120	WCLN42-16	71137	232	YCART-24/600-W	79612	83	YCART-72/1800-HDR	91828	85
UTF36	76727	120	WCLN42-30	71138	232	YCART-30/750-P	79619	81	YCART-72/1800-HDR	91828	87
UTF42	76728	120	WCLN48-16	71139	232	YCART-30/750-P	79619	83	YCART-72/1800-HDTC	79834	85
UTF48	76729	120	WCLN48-30	71144	232	YCART-30/750-R	91807	81	YCART-72/1800-HDTC	79834	87
UTF54	76730	120	WCLN54-16	71149	232	YCART-30/750-R	91807	83	YCART-72/1800-HDW	79828	85
UTF60	76731	120	WCLN54-30	71145	232	YCART-30/750-TC	79813	81	YCART-72/1800-HDW	79828	87
UTF72	76732	120	WCLN60-16	71165	232	YCART-30/750-TC	79813	83	YST-P	79837	83
UTF84	76733	120	WCLN60-30	71146	232	YCART-30/750-W	79613	81	YST-P-R	91815	83
VAK	76416	167	WCLN72-16	71151	232	YCART-30/750-W	79613	83	YST-S	79838	83
VBK-72	74457	164	WCLN72-30	71147	232	YCART-36/900-HDP	79817	85	YST-Y	79836	83
VBK-72	74457	167	WFRD18-16	72187	231	YCART-36/900-HDP	79817	87	YST-Y-R	91814	83
VBK-84	74458	164	WFRD18-30	72188	231	YCART-36/900-HDR	91823	85	YSTANK	79857	83
VBK-84	74458	167	WFRD24-16	72189	231	YCART-36/900-HDR	91823	87	YSTANKHD	79858	87
VBK-96	74459	164	WFRD24-30	72190	231	YCART-36/900-HDTC	79829	85	YSTBKPU-R	91813	83
VBK-96	74459	167	WFRD30-16	72191	231	YCART-36/900-HDTC	79829	87	YSTDBK	79844	80
VBK-L	73193	164	WFRD30-30	72192	231	YCART-36/900-HDW	79823	85	YSTDBK	79844	83
VBK-L	73193	167	WFRD36-16	72193	231	YCART-36/900-HDW	79823	87	YSTDBK	79844	137
VBK-M	73192	164	WFRD36-30	72194	231	YCART-36/900-P	79620	81	YSTGBK	79845	83
VBK-M	73192	167	WFRD42-16	72195	231	YCART-36/900-P	79620	83	YSTGBK-R	91811	83
VBK-S	73191	164	WFRD42-30	72196	231	YCART-36/900-R	91808	81	YSTHD-BK	79842	87
VBK-S	73191	167	WFRD48-16	72197	231	YCART-36/900-R	91808	83	YSTHD-BL	79841	87
VBK-XS	73190	164	WFRD48-30	72198	231	YCART-36/900-TC	79814	81	YSTHD-BL-R	91834	87
VBK-XS	73190	167	WFRD54-16	72199	231	YCART-36/900-TC	79814	83	YSTHD-GR	79839	87
VCS	73533	167	WFRD54-30	72200	231	YCART-36/900-W	79614	81	YSTHD-GR-R	91833	87
VMBK	73399	167	WFRD60-16	72201	231	YCART-36/900-W	79614	83	YSTHD-S	79840	87
VMF72	74398	167	WFRD60-30	72202	231	YCART-42/1050-HDP	79818	85	YSTHDBK-B	79856	87
VMF84	74399	167	WFRD72-16	72203	231	YCART-42/1050-HDP	79818	87	YSTHDBK-BL-R	91831	87
VMF96	74440	167	WFRD72-30	72204	231	YCART-42/1050-HDR	91824	85	YSTHDBK-GR-R	91832	87
VMFL	74038	167	WND18-16	72169	231	YCART-42/1050-HDR	91824	87	YSTHDBK-W	79853	87
VMFM	74037	167	WND18-30	72170	231	YCART-42/1050-HDTC	79830	85	YSTHDDBK	79850	84
VMFS	73549	167	WND24-16	72171	231	YCART-42/1050-HDTC	79830	87	YSTHDDBK	79850	87
VMFXS	73535	167	WND24-30	72172	231	YCART-42/1050-HDW	79824	85	YSTHDDBK	79850	137
VMLK	74982	167	WND30-16	72173	231	YCART-42/1050-HDW	79824	87	YSTHDGBK	79851	87
VP72	74395	167	WND30-30	72174	231	YCART-42/1050-P	79621	81	YSTHDGBK-R	91829	87
VP84	74396	167	WND36-16	72175	231	YCART-42/1050-P	79621	83	YSTHDLBK	79852	87
VP96	74397	167	WND36-30	72176	231	YCART-42/1050-R	91809	81	YSTHDLBK-R	91830	87
VPL	73410	167	WND42-16	72177	231	YCART-42/1050-R	91809	83	YSTHDMB	79849	87
VPM	73409	167	WND42-30	72178	231	YCART-42/1050-TC	79815	81	YSTHDS-BL	79798	87
VPS	73408	167	WND48-16	72179	231	YCART-42/1050-TC	79815	83	YSTHDS-GR	79797	87
VPXS	73400	167	WND48-30	72180	231	YCART-42/1050-W	79615	81	YSTLBK	79846	83
VSC	74983	167	WND54-16	72181	231	YCART-42/1050-W	79615	83	YSTLBK-R	91812	83
VUBK-72	75574	164	WND54-30	72182	231	YCART-48/1200-HDP	79819	85	YSTMB	79843	83
VUBK-84	75575	164	WND60-16	72183	231	YCART-48/1200-HDP	79819	87	YSTPHDMK	79854	87
VUBK-96	75576	164	WND60-30	72184	231	YCART-48/1200-HDR	91825	85	YSTPMK	79848	83
VUBK-L	75573	164	WND72-16	72185	231	YCART-48/1200-HDR	91825	87	YSTS-P	79796	83
VUBK-M	75572	164	WND72-30	72186	231	YCART-48/1200-HDTC	79831	85	YSTS-Y	79795	83
VUBK-S	75571	164	XDST-B	90613	64	YCART-48/1200-HDTC	79831	87	YSTTBK-B	79855	83
VUBK-XS	75570	164	XDST-P	90612	64	YCART-48/1200-HDW	79825	85	YSTTBK-W	79847	83
WB24-2-S/S	K2546	142	XDST-W	90611	64	YCART-48/1200-HDW	79825	87	YT-18S	79765	80
WB24C-2-S/S	K2686	142	XDSTBK-B	90606	64	YCART-48/1200-P	79622	81	YT-24S	79766	80
WB30-2-S/S	K2547	142	XDSTBK-P	90605	64	YCART-48/1200-P	79622	83	YT-30S	79767	80
WB30C-2-S/S	K2687	142	XDSTBK-W	90604	64	YCART-48/1200-R	91810	81	YT-36S	79768	80
WB36-2-S/S	K2548	142	XDSTJNK	90610	64	YCART-48/1200-R	91810	83	YT-42S	79769	80
WB36C-2-S/S	K2688	142	XDSTMPK	90599	64	YCART-48/1200-TC	79816	81	YT-48S	79770	80
WB42-2-S/S	K2549	142	XDSTPAK	90600	64	YCART-48/1200-TC	79816	83	YT-C	79574	81
WB42C-2-S/S	K2689	142	XDSTPSBK	90608	64	YCART-48/1200-W	79616	81	YT-C	79574	83
WB48-2-S/S	K2550	142	XDSTS-B	90603	64	YCART-48/1200-W	79616	83	YT-HDC	79728	87
WB48C-2-S/S	K2690	142	XDSTS-P	90602	64	YCART-54/1350-HDP	79820	85	YT-HDC	79728	85
WB54-2-S/S	K2551	142	XDSTS-W	90601	64	YCART-54/1350-HDP	79820	87	YT-HDP	79677	87
WB54C-2-S/S	K2691	142	XDSTTAK	90609	64	YCART-54/1350-HDR	91826	85	YT-HDP	79677	85
WB60-2-S/S	K2552	142	YCART-18/450-P	79617	81	YCART-54/1350-HDR	91826	87	YT-HDR	91822	85
WB60C-2-S/S	K2692	142	YCART-18/450-P	79617	83	YCART-54/1350-HDTC	79832	85	YT-HDR	91822	87
WB72-2-S/S	K2553	142	YCART-18/450-R	91805	81	YCART-54/1350-HDTC	79832	87	YT-HDW	79676	87
WB72C-2-S/S	K2693	142	YCART-18/450-R	91805	83	YCART-54/1350-HDW	79826	85	YT-HDW	79676	85
WB84-2-S/S	K2554	142	YCART-18/450-TC	79811	81	YCART-54/1350-HDW	79826	87	YT-P	79573	81
WB84C-2-S/S	K2694	142	YCART-18/450-TC	79811	83	YCART-60/1500-HDP	79821	85	YT-P	79573	83
WB96-2-S/S	K2555	142	YCART-18/450-W	79611	81	YCART-60/1500-HDP	79821	87	YT-R	91804	81
WB96C-2-S/S	K2695	142	YCART-18/450-W	79611	83	YCART-60/1500-HDR	91827	85	YT-R	91804	83
WCLN18-16	71131	232	YCART-24/600-P	79618	81	YCART-60/1500-HDR	91827	87	YT-TC-18S	79759	80
WCLN24-16	71132	232	YCART-24/600-P	79618	83	YCART-60/1500-HDTC	79833	85	YT-TC-24S	79760	80
WCLN24-30	71150	232	YCART-24/600-R	91806	81	YCART-60/1500-HDTC	79833	87	YT-TC-30S	79761	80

Index by Ordering Number

ORDERING NUMBER	ITEM CODE	PAGE	ORDERING NUMBER	ITEM CODE	PAGE	ORDERING NUMBER	ITEM CODE	PAGE	ORDERING NUMBER	ITEM CODE	PAGE
YT-TC-36S	79762	80									
YT-TC-42S	79763	80									
YT-TC-48S	79764	80									
YT-W	79572	81									
YT-W	79572	83									
YTA-18/450	79593	83									
YTA-24/600	79594	83									
YTA-30/750	79595	83									
YTA-36/900	79596	83									
YTA-42/1050	79597	83									
YTA-48/1200	79598	83									
YTAC	79623	83									
YTACHD	79835	87									
YTAHD-36/900	79805	87									
YTAHD-42/1050	79806	87									
YTAHD-48/1200	79807	87									
YTAHD-54/1350	79808	87									
YTAHD-60/1500	79809	87									
YTAHD-72/1800	79810	87									
YTHD-36S	79783	84									
YTHD-42S	79784	84									
YTHD-48S	79785	84									
YTHD-54S	79786	84									
YTHD-60S	79787	84									
YTHD-72S	79788	84									
YTHD-TC-36S	79777	84									
YTHD-TC-42S	79778	84									
YTHD-TC-48S	79779	84									
YTHD-TC-54S	79780	84									
YTHD-TC-60S	79781	84									
YTHD-TC-72S	79782	84									
YTHDR-36S	91816	84									
YTHDR-42S	91817	84									
YTHDR-48S	91818	84									
YTHDR-54S	91819	84									
YTHDR-60S	91820	84									
YTHDR-72S	91821	84									
YTHDW-36S	79789	84									
YTHDW-42S	79790	84									
YTHDW-48S	79791	84									
YTHDW-54S	79792	84									
YTHDW-60S	79793	84									
YTHDW-72S	79794	84									
YTP-18/450	79587	83									
YTP-24/600	79588	83									
YTP-30/750	79589	83									
YTP-36/900	79590	83									
YTP-42/1050	79591	83									
YTP-48/1200	79592	83									
YTPHD-36/900	79799	87									
YTPHD-42/1050	79800	87									
YTPHD-48/1200	79801	87									
YTPHD-54/1350	79802	87									
YTPHD-60/1500	79803	87									
YTPHD-72/1800	79804	87									
YTR-18S	91798	80									
YTR-24S	91799	80									
YTR-30S	91800	80									
YTR-36S	91801	80									
YTR-42S	91802	80									
YTR-48S	91803	80									
YTW-18S	79771	80									
YTW-24S	79772	80									
YTW-30S	79773	80									
YTW-36S	79774	80									
YTW-42S	79775	80									
YTW-48S	79776	80									
	04140	226									



Partners in Productivity

2525 Wisconsin Avenue, Downers Grove, Illinois 60515
Phone: 1-630-971-0150 Fax: 1-630-971-1180

www.flexco.com