


ANKER® Wire Hook Fasteners



Quick Splicing Minimizes Costly Downtime for Baking Operations

Anker® Wire Hooks offer fast splice installation for industrial baking operations where reduced downtime is critical. Ideal for use in transportation of cased-baked products utilizing more traditional non-food plied belting, the Anker wire hook splice is the best choice for mechanical fastening of live roller drive belts where the low-profile splice helps keep noise levels to a minimum. And, in critical breakdown situations where speed of splicing is key, they are a great choice for a quick repair, even on endless belts.

Since its inception, the Anker Wire Hook System has earned a reputation of continued innovation and proven performance. Anker wire hooks have been designed with a variety of different wire diameters, leg and point lengths, metal, strip lengths and styles, such as Unibar® and carded. All are readily available to meet your individual baking application needs.



Fastener Overview

Welded Bar Hooks (A Series™)

ANKER® A Series™ fasteners are formed by welding each ANKER® hook to a common bar.

- Welded bar creates a stable strip of fasteners to eliminate damage during handling.
- Safety Strip covers the hook points to protect fingertips, yet easily removed prior to lacing.
- Hook legs are held parallel to simplify “meshing” of belt ends and the insertion of connecting pins.
- The risk of a single hook disengaging is significantly reduced, particularly important in the food industry.
- The welded bar creates a flat, finished splice so belt “wave” is eliminated.
- Under abusive applications, A Series spreads shock loads to protect individual hooks.

A Series fasteners can be easily cut to the appropriate length, or ordered in special lengths up to 1500 mm. They are not recommended for bias splices, troughed belts where common bar breakage is a concern, and where special metals are required.




Carded Hooks

Individual ANKER® hooks are secured on carding paper.

- Works with any application, including bias splices and troughed belt applications.

Available in a wide variety of metals and sizes.



G Series™ Lacing

ANKER® G Series™ Lacing is precision-stamped belt lacing from AISI 316 stainless steel, ensuring a consistent 4.00 mm pitch over the entire length of the lace. The staggered leg geometry features four alternating point levels between the top and bottom of the lace which provides varying points of penetration versus a continuous line, increasing the strength and durability of the splice.

G Series is machine-applied for consistent compression, resulting in a uniform and flat splice, even with belts that are prone to belt wave. Corrugated stainless steel connecting pins prevent migration during use.



Fastener Material Characteristics

Metal	Abbreviation	Magnetic	Abrasion Resistance	Chemical Resistance	Rust Resistance	Type	Sizes
Galvanized	G	Yes	Good	Poor	Good	Carded	25, 40, 2-7, G001-G003
Steel		Yes	Good	Poor	Poor	Welded Bar	A2-A7
AISI 430 1.4016 EN 10088-3	S	Slightly	Good	Fair to Good	Good	Carded & Welded Bar	40/A40, 2-7/A2-A7
AISI 316/316L 1.4401/1.4404 EN 10088-3	SS	No	Good	Good to Excellent	Excellent	Carded & Welded Bar	25/A25, 30/A30, A34, 35/A35, A36, 40/A40, 2-7/A2-A7, G 00 - G 008
Hastelloy	H	No	Good	Excellent	Excellent	Carded & Welded Bar	25, 30/A30, A36, 40/A40
High Tensile	HT	Yes	Good to Excellent	Fair	Good	Carded	2-7

Fastener Selection Guidelines

Specify the Right ANKER[®] Fastener

1. Measure belt thickness.

Use micrometer or caliper to measure belt thickness. If the belt has an impression cover, skive cover 25 mm back from belt end prior to measuring. Do not cut belt carcass.

2. Measure pulley diameter.

The minimum pulley diameter is the smallest pulley that has a belt wrap of at least 90°.

3. Determine hook choices.

Referring to the chart on page 4, locate belt thickness on top of the chart and minimum pulley diameter on the left side. Using the matrix, determine the hook sizes most appropriate for your application. Do not select hooks that specify a larger minimum pulley – the leg length will be too long, causing leg fatigue and premature failure.

4. Select hook wire diameter.


Hooks are produced in various wire diameters. A splice made from a smaller wire diameter is quieter and wears less as it contacts conveyor components. A splice made from a larger wire diameter offers greater strength and abrasion resistance. Reference the “Wire Diameter” column on the chart on page 4. Choose a hook with a wire diameter that best suits your needs.

5. Select style.

Choose between welded and carded fasteners based on your application requirements.

6. Select material.


Refer to the material selection chart on page 2 for the metal characteristics which best suit your application. Not all sizes and styles are available in all metals.



Skive impression cover.



Measure belt thickness.



Measure smallest pulley diameter.

Fastener Selection Guidelines

Please note this chart represents common hook sizes.

Additional sizes are available or can be custom made for specific application requirements.

Carded

Welded Bar

Hook Abbreviations

XSP	Extra Short Point
SP	Short Point
LP	Long Point
SL	Short Leg
LL	Long Leg

ANKER® Belt Fastener Selection Chart


Min. Pulley Diameter mm	Hinge Pin mm	Wire mm	Belt Thickness (mm)											
			1,5	2,0	2,5	3,0	3,5	4,0	5,0	6,5	8,0	9,0	10,0	
25	1,35 - 1,5	0,62	25SP		A25		25							
			A36SLXSP	A36SLSP										
		0,9 x 0,7												
30		0,9 x 0,5	A34SLSP		A34SP									
40	1,5 - 1,8	0,62	25LLSP		A25LL		25LL		25LLLP					
					30SP		30							
					A30SP		A30							
		0,9 x 0,6		A35SP										
		0,9 x 0,7		A36XSP	A36SP		A36	A36LP						
	1,8 - 2,0	1,00	A40XSP		A40SP		A40							
				40SP		40								
		1,20					A2		2					
	75	1,5 - 1,8	0,80	30LLSP		30LL								
					A30LLSP		A30LL							
0,90			35LLSP		35LL									
1,8 - 2,0		0,9 x 0,7	A36LLSP		A36LL		A36LLLP							
			A40LLXSP		A40LLSP		A40LL							
		1,20			40LLSP		40LL							
2,0 - 2,5	1,20					A3		3						
100	2,5 - 3,0.	1,38					A4		4					
125	3,0 - 3,5.	1,38					A5		5					
150	3,5 - 4,0.	1,38					A6		6					
175	3,5 - 4,0.	1,38					A7		7					

G Series™ Fastener and Pin Size Selection Chart

Min. Pulley Diameter mm	Hinge Pin Size mm	Material Thickness mm	Belt Thickness (mm)						
			1,5	2,0	2,5	3,0	3,5	4,0	5,0
20	1,0	0,50	G 00						
		0,50	G 001A						
25	1,0 - 1,2	0,75	G 001						
		0,50	G 005A						
40	1,2 - 1,4	0,75	G 002						
			G 005						
50	1,2 - 1,4	0,50	G 006A						
		0,75	G 003						
75	2,0 - 2,5	1,00	G 006						
			G 008						

Fasteners

Standard lengths are 150 mm and 300 mm.



Carded Fasteners

#25 Carded - 0,62 mm Wire Diameter - 1,7 mm Pitch

Metal	Pins	Length mm	25SP	25	25LLSP	25LL	25LLLP
Galvanized	No	150	25SP-G-150	25-G-150	25LLSP-G-150	25LL-G-150	25LLLP-G-150
		300	25SP-G-300	25-G-300	25LLSP-G-300	25LL-G-300	25LLLP-G-300
AISI 316L Stainless	No	150	25SP-SS-150	25-SS-150	25LLSP-SS-150	25LL-SS-150	25LLLP-SS-150
		300	25SP-SS-300	25-SS-300	25LLSP-SS-300	25LL-SS-300	25LLLP-SS-300

#30 Carded - 0,8 mm Wire Diameter - 2,54 mm Pitch

Metal	Pins	Length mm	30SP	30	30LLSP	30LL
AISI 316L Stainless	No	150	30SP-SS-150	30-SS-150	30LLSP-SS-150	30LL-SS-150
		300	30SP-SS-300	30-SS-300	30LLSP-SS-300	30LL-SS-300
Hastelloy	No	150			30LLSP-H-150	30LL-H-150
		300			30LLSP-H-300	30LL-H-300

#35 Carded - 0,9 mm Wire Diameter - 2,54 mm Pitch

Metal	Pins	35LL
AISI 316L Stainless	No	35LL-SS-300

#40 Carded - 1,0 mm Wire Diameter - 3,175 mm Pitch

Metal	Pins	Length mm	40SP	40	40LLSP	40LL	40LLLP	40XLL	40XLLSP
Galvanized	No	150	40SP-G-150	40-G-150	40LLSP-G-150	40LL-G-150			
		300	40SP-G-300	40-G-300	40LLSP-G-300	40LL-G-300			
AISI 430 Stainless	No	150	40SP-S-150	40-S-150	40LLSP-S-150	40LL-S-150			
		300	40SP-S-300	40-S-300	40LLSP-S-300	40LL-S-300			
AISI 316L Stainless	No	150	40SP-SS-150	40-SS-150	40LLSP-SS-150	40LL-SS-150	40LLLP-SS-150	40XLL-SS-150	40XLLSP-SS-150
		300	40SP-SS-300	40-SS-300	40LLSP-SS-300	40LL-SS-300	40LLLP-SS-300	40XLL-SS-300	40XLLSP-SS-300
Hastelloy	No	300			40LLSP-H-300	40LL-H-300			

#2-7 Carded - #2 & #3 1,2 mm Wire Diameter; #4-7 Carded 1,38 Wire Diameter - 3,67 mm Pitch

Metal	Pins	2	3	4	5	6	7
Galvanized	Yes	2-G-300W	3-G-300W	4-G-300W	5-G-300W	6-G-300W	7-G-300W
	No	2-G-300	3-G-300	4-G-300	5-G-300	6-G-300	7-G-300
High Tensile	No	2-HT-300	3-HT-300	4-HT-300	5-HT-300	6-HT-300	
Rectangular High Tensile	No			4-RHT-300**			
AISI 430 Stainless	No	2-S-300	3-S-300	4-S-300	5-S-300	6-S-300	7-S-300
AISI 316L Stainless	No	2-SS-300	3-SS-300	4-SS-300	5-SS-300	6-SS-300	7-SS-300


**RHT - 1,48 mm x 1,35 mm Wire Diameter

AP Carded - 1,2 mm Wire Diameter - 3,67 mm Pitch

Metal	Pins	AP4	AP5	AP6	AP6LP	AP7
AISI 316L	No	AP4-SS-300	AP5-SS-300	AP6-SS-300	AP6LP-SS-300	AP7-SS-300

Fasteners

NOTE: Anker welded bar fasteners are available in standard lengths of 150 to 1500 mm. Contact Flexco Customer Service if alternate fasteners are required for your application.



Welded Bar Fasteners

A25 Welded Bar - 0,62 mm Wire Diameter - 1,7 mm Pitch

Metal	Pins	Length - mm	A25	25LL
AISI 316L Stainless	No	300	A25-SS-300	A25LL-SS-300
		600	A25-SS-600	A25LL-SS-600

A30 Welded Bar - 0,8 mm Wire Diameter - 2,54 mm Pitch

Metal	Pins	Length - mm	A30SP	A30	A30LLSP	A30LL
AISI 316L Stainless	No	300	A30SP-SS-300	A30-SS-300	A30LLSP-SS-300	A30LL-SS-300
		600	A30SP-SS-600	A30-SS-600	A30LLSP-SS-600	A30LL-SS-600

A34 Welded Bar - 0,9 x 0,5 mm Wire Diameter - 2,54 mm Pitch

Metal	Pins	Length - mm	A34SLSP	A34SP
AISI 316 Stainless	No	300	A34SLSP-SS-300	A34SP-SS-300
		600		A34SP-SS-600

A35 Welded Bar - 0,9 x 0,6 mm Wire Diameter - 2,54 mm Pitch

Metal	Pins	Length - mm	A35SP	A35SLXSP
AISI 316 Stainless	No	300	A35SP-SS-300	A35SLXSP-SS-300
		600	A35SP-SS-600	A35SLXSP-SS-600

A36 Welded Bar - 0,9 x 0,7 mm Wire Diameter - 2,54 mm Pitch

Metal	Pins	Length mm	A36SLXSP	A36SLSP	A36XSP	A36SP	A36	A36LP	A36LLSP	A36LL	A36LLLP
AISI 316 Stainless	No	300	A36SLXSP-SS-300	A36SLSP-SS-300	A36XSP-SS-300	A36SP-SS-300	A36-SS-300	A36LP-SS-300	A36LLSP-SS-300	A36LL-SS-300	A36LLLP-SS-300
		600	A36SLXSP-SS-600	A36SLSP-SS-600	A36XSP-SS-600	A36SP-SS-600	A36-SS-600	A36LP-SS-600	A36LLSP-SS-600	A36LL-SS-600	A36LLLP-SS-600

A40 Welded Bar - 1,0 mm Wire Diameter - 3,175 Pitch


Metal	Pins	Length - mm	A40XSP	A40SP	A40	A40LLXSP	A40LLSP	A40LL
AISI 430 Stainless	No	300	A40XSP-S-300	A40SP-S-300	A40-S-300		A40LLSP-S-300	A40LL-S-300
		600	A40XSP-S-600	A40SP-S-600	A40-S-600		A40LLSP-S-600	A40LL-S-600
AISI 316L Stainless	No	300	A40XSP-SS-300	A40SP-SS-300	A40-SS-300	A40LLXSP-SS-300	A40LLSP-SS-300	A40LL-SS-300
		600	A40XSP-SS-600	A40SP-SS-600	A40-SS-600	A40LLXSP-SS-600	A40LLSP-SS-600	A40LL-SS-600

A2-A7 Welded Bar - A2 & A3 1,2 mm Wire Diameter; A4-A7 1,38 Wire Diameter - 3,67 mm Pitch

Metal	Pins	Length - mm	A2	A3	A4	A5	A6	A7
Steel	Yes	300	A2-300W	A3-300W	A4-300W	A5-300W	A6-300W	A7-300W
	No	300	A2-300	A3-300	A4-300	A5-300	A6-300	A7-300
AISI 430 Stainless	No	300	A2-S-300	A3-S-300	A4-S-300	A5-S-300	A6-S-300	A7-S-300
		600	A2-S-600	A3-S-600	A4-S-600	A5-S-600	A6-S-600	A7-S-600
AISI 316L Stainless	No	300	A2-SS-300	A3-SS-300	A4-SS-300	A5-SS-300	A6-SS-300	A7-SS-300
		600	A2-SS-600	A3-SS-600	A4-SS-600	A5-SS-600	A6-SS-600	A7-SS-600

Fasteners

G Series is machine-applied for consistent compression, resulting in a uniform and flat splice, even with belts that are prone to belt wave. Corrugated stainless steel connecting pins prevent migration during use.



G Series™ Lacing

G Series™ – 4,0 mm Pitch					
Size	Strip Length mm	Material Thickness	Strips Per Box	AISI 316 Stainless Steel	Galvanized
G00	150	0,50 mm	12	G 00-SS-150W	
	300		12	G 00-SS-300W	
	600		8	G 00-SS-600W	
	900		8	G 00-SS-900W	
	1200		8	G 00-SS-1200W	
	1500		8	G 00-SS-1500W	
G001A	150	0,50 mm	12	G 001A-SS-150W	
	300		12	G 001A-SS-300W	
	150		12	G 001-SS-150W	G 001-G-150W
G001	300	0,75 mm	12	G 001-SS-300W	G 001-G-300W
	600		8	G 001-SS-600W	G 001-G-600W
	900		8	G 001-SS-900W	
	1200		8	G 001-SS-1200W	G 001-G-1200W
	1500		8	G 001-SS-1500W	G 001-G-1500W
	150		12	G 002-SS-150W	G 002-G-150W
G002	300	0,75 mm	12	G 002-SS-300W	G 002-G-300W
	600		8	G 002-SS-600W	G 002-G-600W
	900		8	G 002-SS-900W	
	1200		8	G 002-SS-1200W	G 002-G-1200W
	1500		8	G 002-SS-1500W	G 002-G-1500W
	150		12	G 003-SS-150W	G 003-G-150W
G003	300	0,75 mm	12	G 003-SS-300W	G 003-G-300W
	600		8	G 003-SS-600W	G 003-G-600W
	900		8	G 003-SS-900W	
	1200		8	G 003-SS-1200W	G 003-G-1200W
	1500		8	G 003-SS-1500W	G 003-G-1500W
	300		12	G 005A-SS-300W	
G005A	600	0,5 mm	8	G 005A-SS-600W	
	900		8	G 005A-SS-900W	
	1200		8	G 005A-SS-1200W	
	1500		8	G 005A-SS-1500W	
G005	300	0,75 mm	12	G 005-SS-300W	
	600		8	G 005-SS-600W	
	900		8	G 005-SS-900W	
	1200		8	G 005-SS-1200W	
	1500		8	G 005-SS-1500W	
G006A	300	0,5 mm	12	G 006A-SS-300W	
	600		8	G 006A-SS-600W	
	900		8	G 006A-SS-900W	
	1200		8	G 006A-SS-1200W	
	1500		8	G 006A-SS-1500W	
G006	300	0,75 mm	12	G 006-SS-300W	
	600		8	G 006-SS-600W	
	900		8	G 006-SS-900W	
	1200		8	G 006-SS-1200W	
	1500		8	G 006-SS-1500W	
G008	300	1,00 mm	12	G 008-SS-300W	
	600		8	G 008-SS-600W	
	900		8	G 008-SS-900W	
	1200		8	G 008-SS-1200W	
	1500		8	G 008-SS-1500W	

Hinge Pins

Hinge pins are the vital link that, when combined with properly selected and installed hooks, complete the perfect splice. A wide selection of materials and sizes lets you match a hinge pin to the special needs of your application.



Hinge Pin Characteristics						
Composition	Abbreviation	Pin Wear	Hook Wear	Rigidity	Magnetic	Available Sizes (mm)
Nylosteel	NST	Good	Good	Good	Yes	1,2, 1,35, 1,5, 1,8, 2,0, 2,5, 3,0, 3,5, 4,0, 4,5
Nylostainless Cable (ISO 1.4404/316L SS)	HNSS	Excellent	Excellent	Good	No	1,2, 1,35, 1,5, 1,8, 2,0, 2,5, 3,0
Nylostainless Cable (ISO 1.4404/316L SS)	HNCS	Excellent	Excellent	Sufficient	No	1,5, 1,8, 2,0, 2,5, 3,0
Corrugated Steel (ISO 1.4404/316L)	CSP	Excellent	Excellent	Good	No	1,00, 1,20, 1,40, 1,80, 2,00, 2,50
Stainless Steel (ISO 1.4404/316L SS)	SS	Excellent	Excellent	Good	No	1,0, 1,2, 1,4, 1,5, 1,8, 2,0, 2,5
Perlon (PA 6)	NK	Good	Excellent	Sufficient to Good	No	1,5, 1,8, 2,0, 2,5, 3,0, 3,5, 4,0
Corrugated Perlon (PA 6)	KS	Good	Excellent	Sufficient to Good	No	1,4
Hastelloy	H	Good	Excellent	Good	No	1,2, 1,4, 1,6
PEEK	PK	Good	Excellent	No	No	1,0, 1,2, 1,4
Polyester	POLY	Good	Excellent	No	No	FDA: 0,8, 0,9, 1,0, 1,2, 1,5 FDA-BLACK: 0,8, 0,9, 1,0, 1,2 FDA-BLUE: 0,9

Maintenance Lacers

Roller Lacer®

Available in four widths: 600, 900, 1200, 1500 mm. Ideal for users with wide belts requiring on-site installation.

- Handle-actuated belt clamp system
- Sturdy aluminum construction for on-site installation
- Storage compartment for extra face strips and lacer pins
- Continuous lacing feature for lacing belts wider than the tool's width

Roller Lacer®	
Belt Width	Ordering Number
mm	
600	RL-601
900	RL-901
1200	RL-1201
1500	RL-1501

Face Strips sold separately



Microlacer®

Proven, reliable choice for belts 350 mm wide and less. Can also be used on wider belts with infrequent lacing requirements.

- Belts are secured by tightening belt clamp knobs
- Sturdy construction
- Compact and lightweight
- Continuous lacing feature for lacing belts wider than the tool's width
- Economical

Microlacer®	
Belt Width	Ordering Number
mm	
350	ML-351

Face Strips sold separately

Microlacer® Face Strips				
Belt Width	Ordering Number			
mm	Hook Size 30/A30, A34, 35/A35, A36	Hook Size 40/A40	Hook Size 2-3/A2-A3	Hook Size 4-7/A4-A7
350	FS-351-30	FS-351-40	FS-351-54T	FS-351-54W
G Series™ Face Strips				
mm	G001 - G006		G008	
350	FS-351-G-2		FS-351-G-XL	

Includes one Lacer Pin.

Roller Lacer® Face Strips				
Belt Width	Ordering Number			
mm	Hook Size 30/A30, A34, 35/A35, A36	Hook Size 40/A40	Hook Size 2-3/A2-A3	Hook Size 4-7/A4-A7
600	FS-601-30	FS-601-40	FS-601-54T	FS-601-54W
900	FS-901-30	FS-901-40	FS-901-54T	FS-901-54W
1200	FS-1201-30	FS-1201-40	FS-1201-54T	FS-1201-54W
1500	FS-1501-30	FS-1501-40	FS-1501-54T	FS-1501-54W

G Series™ Face Strips		
mm	G001 - G006	G008
600	FS-601-G-2	FS-601-G-XL
900	FS-901-G-2	FS-901-G-XL
1200	FS-1201-G-2	FS-1201-G-XL
1500	FS-1501-G-2	FS-1501-G-XL



Production Lacers

Production Lacers are designed for high-volume production lacing. It's the quickest, most precise method of installing wire hooks. As the lacer jaws contact the hooks, the hook points penetrate the belt at the ideal angle, resulting in an optimal splice. Combs and Adaptors are available for all sizes of hooks, making production lacers capable of lacing any size ANKER® hook. All production lacers offer the continuous lacing feature which, with multiple operations, allows the user to lace belts wider than the width of the lacer.



Production Lacers			
For Hook Series: 25, 30-36, 40, 2-7, A Series, G-Series			
Lacer Type Ordering Number	Jaw Width mm	Max Press Power KN	Comb/Adaptor Style
ARK150	200	60	ZA-Adaptors
ARK200	200	100	ZA-Adaptors
AMK400	300	200	ZA-Adaptors
ARU2000	200	100	UK-Combs
ARU3000	200	100	UK-Combs
AMU4000	300	200	UK-Combs
AMU6000	300	200	UK-Combs
AMU8000	300	280	UK-Combs

Pump, Heating Unit, Combs, and Adaptors sold separately.

ARK 150, ARK 200, AMK 400 Adaptors								
Equipped with transfer section to install fasteners in wide belts to avoid steps in the splice.								
Lacer	Jaw Width	Gauge Pin Diameter mm	25/A25	30/A30, A34, 35/A35, A36	40/A40	2-5, A2-A5, AP4-AP5	5-7, A5-A7, AP5-AP7	G Series
ARK 150 / ARK 200	200	1,5						ZAG-1.5-200; G 001-G 006
		1,6	ZA25-1.6-200	ZA36-1.6-200				
		2,0	ZA25-2.0-200	ZA36-2.0-200	ZA40-2.0-200			ZAG-2.0-200; G 001-G 006
		3,0			ZA40F-3.0-200			
		4,0				ZA54F-4.0-200		
AMK 400	300	1,5						ZAG-1.5-400; G 001-G 006
		1,6	ZA25-1.6-400	ZA36-1.6-400				
		2,0	ZA25-2.0-400	ZA36-2.0-400	ZA40-2.0-400			ZAG-2.0-400; G 001-G 006
		3,0			ZA40F-3.0-400			ZAGF-3.0-400; G 006-G 008
		4,0				ZA54F-4.0-400		
	6,0					ZA54F-6.0-400		

Specialty Lacers

Vise Lacers

The reliable Vise Lacer is the most economical method of installing ANKER® hooks.

- Fits into any shop vise
- Ideal for the user with few belts
- Continuous lacing feature

Vise Lacers		
Hook Size	Width	Ordering Number
25, A25	150 mm	VL25-150
25, A25	200 mm	VL25-200
30, 34, 35, 36	150 mm	VL30-150
30, 34, 35, 36	200 mm	VL30-200
40, A40	150 mm	VL40-150
40, A40	200 mm	VL40-200
2-7, A2-A7, AP	150 mm	VL54-150
2-7, A2-A7, AP	200 mm	VL54-200
2-7, A2-A7, AP	250 mm	VL54-250
G	150 mm	VLG-150
G	200 mm	VLG-200
G	250 mm	VLG-250

Production Lacers

UK-Combs for Production Lacers

Equipped with transfer section to install fasteners in wide belts to avoid steps in the splice and allow for fixing fastener strips longer than the maximum jaw width.

Comb Width	25/A25	30/A30, A34, 35/A35, A36	40/A40	2-7/A2-A7/AP	G001 – G006	G008
600	UK25-601	UK36-601	UK40-601	UK54-601	UKG-601	UKG-XL-601
900	UK25-901	UK36-901	UK40-901	UK54-901	UKG-901	UKG-XL-901
1200	UK25-1201	UK36-1201	UK40-1201	UK54-1201	UKG-1201	UKG-XL-1201
1500				UK54-1501	UKG-1501	UKG-XL-1501



Hydraulic Pumps

ANKER® Hydraulic Pumps provide the lacers with the necessary hydraulic oil pressure for the fastener installation.

Pump & Heating Unit for Production Lacers

Ordering Number	ARK150 ARK200	AMK400	ARU2000	ARU3000	AMU4000	AMU6000 AMU8000
HP500	X		X			
HP750	X		X			
HP1020	X	X	X		X	
HP1020-H	X			X		X

Plier Tape Lacers

The reliable Vise Lacer is the most economical method of installing ANKER® hooks.

- Fits into any shop vise
- Ideal for the user with few belts
- Continuous lacing feature

Plier Tape Lacers	
Hook Size	Ordering Number
25, A25	PL-25
30, 34, 35, 36	PL-30, 34, 35, 36
40	PL-40
G	PL-G

Lever Lacers

Portable unit laces up to 150 mm in one operation.

- Continuous lacing feature
- Hook retainers available for all hook sizes

Lever Lacers	
Hook Size	Ordering Number
25, A25	LL25-50
30, 34, 35, 36	LL36-50

ANKER® Fastening Systems

Belt Preparation Tools



900 Series Belt Cutter



350 mm/14" Belt Cutter



Smart Clamp™ Belt Clamps



Laser Belt Square



Rough Top Belt Skiver



RB-1 Belt Grinder

900 Series Belt Cutters

The Flexco belt cutters incorporate numerous features for easy, smooth cutting of belts with extreme accuracy.

- Durable blade design that produces highly accurate cuts while being fully enclosed for safety
- Quick belt clamp feature
- 900 Series cuts belts up to 38 mm

350 mm Belt Cutter

Portable tool cuts belts up to 350 mm wide, quickly and easily.

- Cuts belts up to 9.5 mm thick

SmartClamp™ Belt Clamps

The SmartClamp™ system provides both safety and efficiency when clamping belts for installation of mechanical belt fasteners. The fast setup saves costly downtime during a breakdown situation while the smooth transition from clamp to belt reduces the chance of belt damage.

Laser Belt Square

The Laser Belt Square makes the process of squaring a belt for splicing fast, easy, and accurate. The Laser Belt Square is perfect for use in multiple light-duty applications, including tight spaces and belts with side pans.

Rough Top Belt Skiver

Simplifies removal of belt impression covers prior to fastener size selection and installation.

RB-1 Belt Grinder

Carbide cuts belt impression cover for quick and clean skiving. Attaches to a 10 mm electric or pneumatic drill (2,500 rpm).

900 Series* Belt Cutter	
Belt Width	Ordering Number
mm	
600	900924
900	900936
1200	900948
1500	900960
1800	900972
2100	900984

* Patent pending

350 mm/14" Belt Cutter	
Belt Width	Ordering Number
mm	
350	CUTTER-14 / BC-350

Smart Clamp™ Belt Clamps	
Ordering Number	
SMARTCLAMP	

Laser Belt Square	
Ordering Number	
LASER-BELT-SQUARE	

Rough Top Belt Skiver	
Ordering Number	
RTBS	

RB-1 Belt Grinder	
Ordering Number	
RB-1	

Authorised Distributor: