

Novitool® Aero® Splice Press

Novitool®

State-of-the-Art Endless Splicing for Baking Operations

In industrial baking environments creating a perfect endless splice can be challenging – especially when downtime can be as high as \$50,000 per hour. Since downtime can be a substantial cost to industrial baking operations, the fact that endless belt splicing is easier, faster, and more consistent with the Novitool® Aero® Splice Press is significant. The Aero Press is ideal for splicing lightweight plied urethane and other thermoplastic belting often used in the industrial baking process. And the high quality finished splice ensures dough is handled without tearing, sticking, or marking.

Quick Cycle Time

- Short cycle time of 8-12 minutes
- Portability, easy setup, and short splice time allows for on-site splicing with little downtime

Clean Splicing

- Forced air cooling in both top and bottom beams means there is no need to access a water source or to bring water in buckets to the conveyor for splicing belts in place, making the whole splicing process easier and faster. And, it eliminates potential contamination from unclean water.

Easy to Program

- Intuitive, easy to navigate HMI controls
- Over 1,000 splice recipes can be stored on the press
- HMI controller can be set to one of several different popular languages including Spanish, French, and German, among others.

High Quality Splices

- Flexco has designed and constructed the press with the latest technology to ensure the finished splice is the highest quality for splice longevity. This is especially important for conveyors utilizing nose bars/rollers.
- Storage and retrieval of splice recipes ensures they are consistently used from operator to operator, and from tool to tool, for any specified splice parameter.



- ✓ Internal Controls
- ✓ Internal Air Compressor
- ✓ Internal Top & Bottom Air Cooling Fans
- ✓ 110V option on sizes up to 1225mm

CE

Patent number: US 9,090,022 B1 and other Patents Pending

www.flexco.com

FLEXCO

NOVITOOL® AERO® Splice Press

Intuitive HMI Controls

The Human Machine Interface (HMI) controls and simple menu navigation allows users to enter or access splice parameters with ease.

- Scroll through and select text using the convenient rotary dial
- 4 lines of text display on screen
- Menus are simple and intuitive
- All splice parameters are managed through the single control
 - ▷ Top temperature
 - ▷ Bottom temperature
 - ▷ Pressure
 - ▷ Time
 - ▷ Preheat
 - ▷ Cool down temperature
 - ▷ Recipe storage and access




Programming the Aero® Press is particularly easy with an HMI control panel, and the intuitive scroll through navigation means you'll be producing your first high quality splice in no time.



*An exclusive feature of the Aero® is the ability to **store over 1,000 recipes** on the press.*



Integrated Air Cooling – cooling fans are positioned in both **top and bottom** beams, reducing cool down time after splice is complete. **Average splice times of 8-12 minutes** can be expected.



Wide Effective Heat Zone of 150 mm allows for easy positioning of the splice within the press.

For easier handling in the workshop, the Aero® Workshop Stand is available for press widths 625, 925, and 1225. Using the stand helps improve workshop efficiency, yet the press is easily removed from the stand for job site use.



NOVITool® AERO®

Splice Press



Ability to set **independent temperatures** of top and bottom heating elements to ensure optimal splice.



The Aero Press **accommodates multiple voltages** based on the power cord selected. Refer to the chart below.

Aero® Voltage Compatibility						
VOLTAGE	625	925	1225	1525	1835	2135
110V 1PH	X	X	X			
230V 1PH	X	X	X	X	X	X
230V 3PH	X	X	X	X	X	X
400V+N3PH	X	X	X	X	X	X
400V 3PH				X	X	X
460V 3PH				X	X	X



Portable storage case makes transport easy and includes storage for power cords. Shallow bottom makes it easy to remove larger presses.



Designed to Meet Stringent Safety Requirements, The Novitool® Aero® has been assessed by an independent company to meet CE requirements for high safety, health, and environmental protection, demonstrating the Flexco level of commitment to both Safety and Quality for our customers.

Aero® Recipe Management Tool

The proprietary Flexco Aero® Recipe Management Tool makes it easy to import, create, or modify recipes. Recipes can then be exported from the tool and transferred to your press via a USB flash drive. Users with multiple presses can quickly load the same set of recipes to all of their equipment.



99 recipes can be input and stored directly on the press, while 990 additional recipes can be input through the Aero Recipe Management Tool on your computer and transferred to the press via a USB flash drive.



The Recipe Tool allows for easy entry and modification of recipes. Recipes can be categorized in "Groups" for quick access.



Load saved recipes to ensure consistent, high quality splice performance, regardless of which technician is operating the press.

NOVITOOL® AERO® Splice Press

Aero® Ordering Information




Belt Width		Ordering Number	Item Code
mm	in		
625	24	AERO-625	09000
925	36	AERO-925	09001
1225	48	AERO-1225	09002
1525	60	AERO-1525	09003
1835	72	AERO-1835	09004
2135	84	AERO-2135	09005



Aero® Tool Specifications

Specifications	Aero® 625	Aero® 925	Aero® 1225	Aero® 1525	Aero® 1835	Aero® 2135
Effective splice length	625 mm / 24.6"	925 mm / 36.4"	1225 mm 48.2"	1525 mm 60"	1835 mm 72.2"	2135 mm 84"
Effective splice width	150 mm / 6"	150 mm / 6"	150 mm / 6"	150 mm / 6"	150 mm / 6"	150 mm / 6"
Upper weight	18.23 kg (40.2 lbs)	24.6 kg (54.2 lbs)	30.4 kg (67 lbs)	43.6 kg (96.2 lbs)	50 kg (110.2 lbs)	56.6 kg (124.8 lbs)
Lower weight	20.8 kg (45.8 lbs)	26.8 kg (59.1 lbs)	33.1 kg (72.9 lbs)	45.7 kg (100.8 lbs)	52.6 kg (115.9 lbs)	60 kg (132.3 lbs)
Total weight	39.9 kg (87.9 lbs)	52.7 kg (116.2 lbs)	65.2 kg (143.7 lbs)	91.5 kg (201.6 lbs)	105 kg (231.7 lbs)	119.4 kg (263.2 lbs)
Length	825 mm (32.5")	1125 mm / 44.3"	1425 mm / 56.1"	1725 mm / 67.9"	2025 mm / 79.7"	2325 mm / 91.5"
Height upper part	160 mm (6.3")	160 mm / 6.3"	160 mm / 6.3"	185 mm / 7.3"	185 mm / 7.3"	185 mm / 7.3"
Height lower part	85 mm (3.3")	85 mm / 3.3"	85 mm / 3.3"	140 mm / 5.5"	140 mm / 5.5"	140 mm / 5.5"
Overall height	245 mm (9.6")	245 mm / 9.6"	245 mm / 9.6"	325 mm / 12.8"	325 mm / 12.8"	325 mm / 12.8"
Max. pressure	2 bar / 28 psi	2 bar / 28 psi	2 bar / 28 psi	2 bar / 28 psi	2 bar / 28 psi	2 bar / 28 psi
Max. temperature	200 °C / 392 °F	200 °C / 392 °F	200 °C 392 °F	200 °C / 392 °F	200 °C / 392 °F	200 °C / 392 °F
Temperature ratings	-20C to +40C Operating -25C to +50C Storage	-20C to +40C Operating -25C to +50C Storage	-20C to +40C Operating -25C to +50C Storage	-20C to +40C Operating -25C to +50C Storage	-20C to +40C Operating -25C to +50C Storage	-20C to +40C Operating -25C to +50C Storage
Transport dimensions	1200 mm x 405 mm x 635 mm 47.2" x 16" x 25"	1500 mm x 405 mm x 635 mm 59" x 16" x 25"	1800 mm x 405 mm x 635 mm 71" x 16" x 25"	2100 mm x 405 mm x 710 mm 82.7" x 16" x 28"	2450 mm x 405 mm x 710 mm 96.5" x 16" x 28"	2500 mm x 533 mm x 710 mm 98.4" x 21" x 28"

Aero® Power Compatibility and Power Cord Specifications

Power	625	925	1225	1525	1835	2135	Plug End	Ordering Number	Item Code
1ph 230V, 30A	F	F	F	F	R	R		AERO-G3-CBL-230V1PH-NL6-30	09010
3ph 230V, 30A	F	F	F	F	R	R		AERO-G3-CBL-230V3PH-L15-30	09020
3ph 400V +N	F	F	F	F	F	F		AERO-G3-CBL-400V3PH+N-IEC60309	09012

(F= full power operation, R= reduced power operation)

Authorised Distributor: