



# Product Handbook

EFFECTIVE APRIL 1, 2018

BCPPHB

## Belt Conveyor Products



Av. Jorge Alessandri 11.500 – Edificio 7  
Megacentro San Bernardo, San Bernardo, Santiago, Chile

**Teléfono: 56-2-2896-7870**

**Correo electrónico: [ventaslatam@flexco.com](mailto:ventaslatam@flexco.com)**

**[www.flexco.com](http://www.flexco.com)**









# Table of Contents

## Belt Cleaners

<b>Belt Cleaner Information and Selection Guide</b> .....	<b>page 6</b>
---	---------------

### Precleaners

EZP1 Standard, Twist Tensioner and Hi-Temp Precleaners; ConShear™ Replacement Blades.....	page 11
EZP-LS Limited Space Precleaner.....	page 24
MSP Standard Mine-Duty Precleaner & ConShear™ Replacement Blades.....	page 33
MMP Medium Mine-Duty Precleaner & TuffShear™ Replacement Blades.....	page 39
MHP Heavy Mine-Duty Precleaner & MegaShear™ Replacement Blades.....	page 47
MHCP Heavy-Duty Cartridge Precleaner & SuperShear™ Replacement Blades.....	page 54
MXP Extreme-Duty Precleaner & UltraShear™ Replacement Blades.....	page 59
H-Type® Precleaners.....	page 63

### Secondary Cleaners

EZS2 Secondary Cleaners.....	page 74
Y-Type™ Secondary Cleaners.....	page 78
P-Type® & P-Type LS (Limited Space) Secondary Cleaners.....	page 86
R-Type® Reversing Secondary Cleaners.....	page 90
FMS Medium-Duty Secondary Cleaner.....	page 93
MHS HD Secondary Cleaners.....	page 96
P-Type® Secondary Cleaners with Enhanced Service Advantage™ Cartridge.....	page 106
R-Type® Secondary Cleaners with Enhanced Service Advantage™ Cartridge.....	page 110
MHS HD Secondary Cleaners with Enhanced Service Advantage™ Cartridge.....	page 114
MHS HD Secondary Cleaners with Service Advantage™ Cartridge—Legacy Replacement Parts.....	page 121
U-Type® Secondary Cleaners.....	page 118
MDWS DryWipe Secondary Cleaner.....	page 123
Motorized Brush Cleaner.....	page 127
Chevron Belt Cleaner.....	page 130

### Optional Mounting Kits and Accessories

Optional Mounting Kits.....	page 131
Spring Tensioner Accessories.....	page 132

### Belt Cleaner Accessories

Inspection Door.....	page 133
Spray Pole Systems.....	page 135
Stabilizing Roller Bracket Kits.....	page 136
Live-Shaft Hold-down Rollers.....	page 137
Optional Installation Tools.....	page 138
Legacy Belt Cleaner Parts—H-Type® and I-Type™.....	page 139

## Replacement Blades for Other OEM Cleaners

<b>ConShear™ Replacement Blades for Other OEM Cleaners</b> .....	<b>page 141</b>
--	-----------------

Martin Engineering.....	page 143
Arch/Gordon.....	page 147
Superior Exterra®.....	page 149
ASGCO.....	page 150
Argonics.....	page 151
Stephens-Adamson Metso/Trellex.....	page 152
Martin Engineering Durt Hawg®.....	page 153
Martin Engineering Durt Tracker®.....	page 154

## Belt Plows

V-Plows and Diagonal Plows.....	page 156
---------------------------------	----------

## Impact Beds

<b>Flexco Slider and Impact Beds</b> .....	<b>page 160</b>
--	-----------------

EZSB-C & EZSB-I Slider Beds; EZIB-L & EZIB-M Impact Beds; Modular Impact Beds; Adjustable Idler Sets.....	page 161
---	----------

<b>DRX® Impact Beds</b> .....	<b>page 179</b>
-------------------------------	-----------------

DRX200, DRX750 and DRX1500 Impact Beds; DRX3000 Dynamic Bed.....	page 180
--	----------

Optional Parts and Tools.....	page 188
-------------------------------	----------

## Belt Positioners and Trainers

Belt Positioner™, PTEZ™, PT Smart™, PT Pro™ and PT Max™.....	page 190
--	----------

## Skirting Systems

Standard Urethane Skirting; Skirt Clamps—RMC1, Flex-Lok™ and FlexSeal™.....	page 208
---	----------

## Belt Maintenance Tools

Flex-Lifter™, Flexco® Belt Cutters, and Far-Pul® HD® Belt Clamps.....	page 212
---	----------

## Pulley Lagging

Flex-Lag® Rubber, Full Ceramic, Medium Ceramic, Adhesives, Weld-on™ Rubber, Weld-on™ Ceramic.....	page 214
---	----------

<b>Index</b> .....	<b>page 220</b>
--------------------	-----------------

# Belt Cleaner Information and Selection Guide

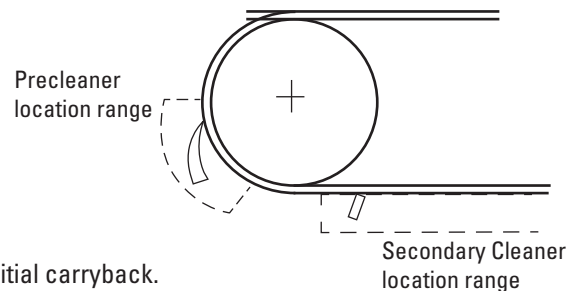
## Why Are Belt Cleaners Needed?

- **Saves Money**
  - Increases belt wear life.
  - Extends life of rollers, pulleys and splices.
  - High cost of accidents.
- **Reduces Maintenance Costs**
  - Minimizes manual cleanup.
  - Protects against belt mistracking.
  - Reduces conveyor component replacement costs.
  - Reducing carryback from 3% to 1% means a 67% reduction in maintenance costs.
- **Keeps Conveyors Running Efficiently and Consistently**
  - Reduces unscheduled downtime.
  - Increases production uptime.
- **Improves Safety**
  - Reduces housekeeping problems.
  - 42% of conveyor-related accidents happen while maintenance tasks are being done.



## Types of Belt Cleaners

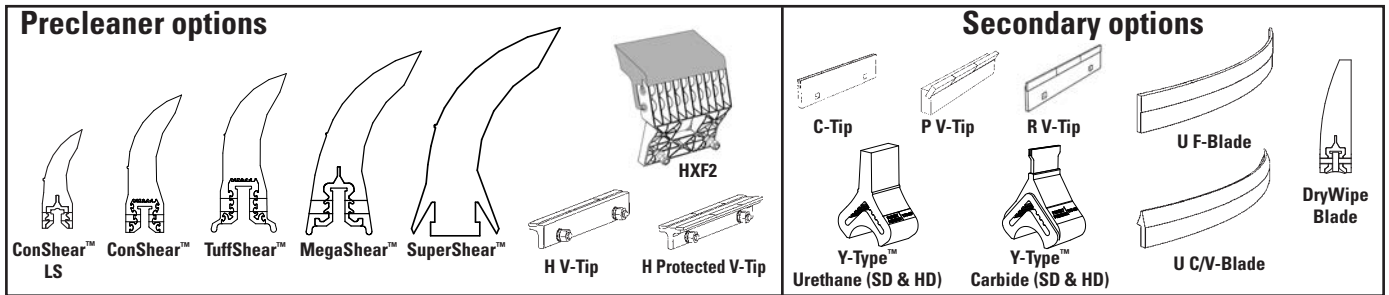
- **Precleaners**
  - Mounted on the head pulley.
  - Mounted below the material flow.
  - Blade is always narrower than the belt width.
  - Ideally, the blade covers just the belt's material path.
  - Removes the big stuff. Typically cleans off up to 80% of the initial carryback.
- **Secondary Cleaners**
  - Located just past where the belt leaves the head pulley and anywhere down the beltline.
  - Special secondaries may allow for mounting under the head pulley.
  - Blade width is always the belt width or wider.
  - Removes sticky fines – the final cleaning job.
  - Cleaning efficiencies can be 90% +.
  - May require a hold-down roller for maximum performance.
- **Specialty Cleaners**
  - Precleaners or Secondaries designed especially for specific or extreme applications.



## Definition of Terms

- **Carryback** - Material that sticks to the belt after it leaves the transfer point and continues falling off along the conveyor's return side.
- **Material Path** - The section of the belt where most of the material is conveyed. Typically the center 2/3 of the belt.
- **Hold-Down Roller** - A stabilizing roller or pressure roller located on top of the return side of the belt to prevent belt flap or to provide a consistent flat surface for the blades on a lighter-tensioned belt.

# Types of Cleaner Blades



F-Tip/Blade - for mechanically fastened belts V-Tip/Blade - for vulcanized belts only C-Tip/Blade - for both

## Polyurethane Blades

Not all polyurethanes are the same. Flexco's polyurethane blades are specially formulated for abrasion resistance and long wear. Independent testing has shown that Flexco's polyurethane blades last as much as 30% longer than other OEM blades.

- Easy on the belt.
- Work well with mechanical splices.
- Economical.
- Specialty formulations for high heat, chemical resistance, or water removal.

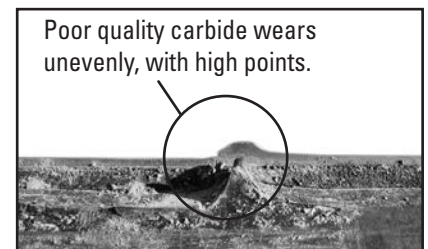


Less advanced polyurethane formulations result in blades that experience quicker wear and provide less-efficient cleaning.

## Tungsten Carbide

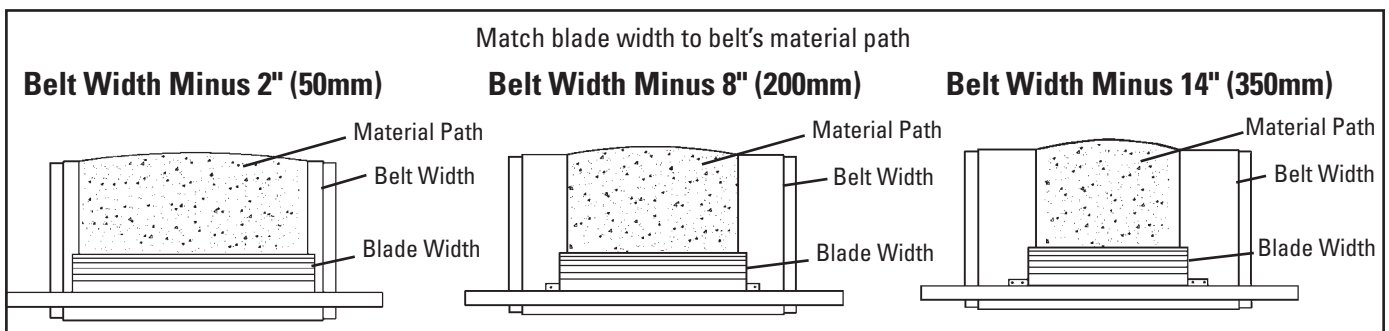
Excellent for superior cleaning efficiency and long wear. The quality and application of carbides can vary. Flexco has invested years of research and testing to develop tungsten carbide tips for both vulcanized and mechanically fastened belts. And a quality process ensures consistent results.

- Superior cleaning.
- Long wear.
- C-Tips/blades for mechanical splices and V-Tips/blades for vulcanized belts.

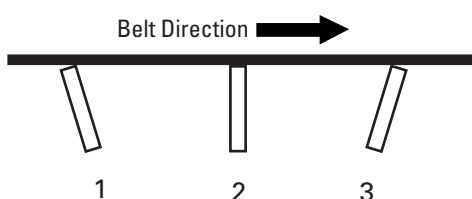


## The "Material Path" Option (for Precleaners)

For optimal cleaning and reduced blade retensioning, the cleaner blade width should be sized to fit the material path of the belt. The material path is typically the center 2/3 of the belt width. Choosing a blade only slightly wider than the material path can decrease differential blade wear which reduces blade retensioning maintenance, as well as reducing the frequency of blade replacement.



## Blade Angle (Secondary Cleaners)



- 1. Aggressive** - excellent cleanability, high risk for belt damage.
- 2. 90° to belt** - good cleaning efficiency; must have good blade relief for splices.
- 3. Wiping** - a little less cleaning power; safer on belts in poor condition or with poor mechanical splices.

# Belt Cleaning Systems

Many applications will require more than one belt cleaner to do a satisfactory cleaning job. A typical system includes a precleaner (to knock off the initial flow of carryback), one or more secondary cleaners (to take off the sticky fines) and many times, a final specialty cleaner (to remove the water).

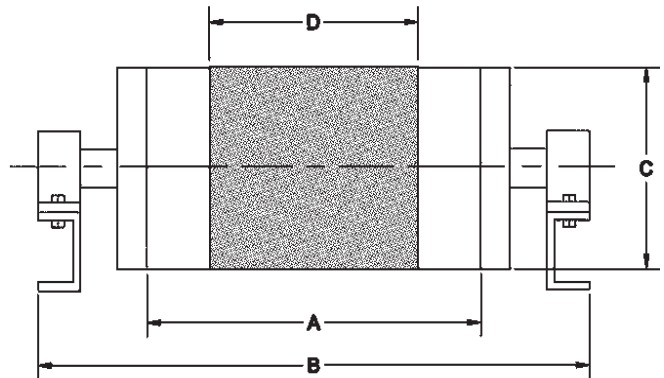
## Keys to Good Belt Cleaning

- Proper cleaner selection for the application
- Correct installation
- Regular service maintenance

## Spec'ing and Ordering Belt Cleaners

### Information needed:

- Belt width
- Conveyor frame (structure) width
- Head pulley diameter
- For precleaners - what is the belt's material path
- Material conveyed (dry, wet, sticky, etc.)
- Type of belt splice:
  - Mechanical - skived or unskived
  - Vulcanized
- Temperature or other extreme environmental factors
- Does the belt reverse



# Precleaner Selection Guide

## PRECLEANER SPECIFICATION CHART











Application Description	EZP-LS	EZP1	MSP	MMP	MHP	MHCP	MXP
Belt Width*	12" - 60" (300 - 1500mm)	12" - 72" (300 - 1800mm)	24" - 84" (600 - 2100mm)	24" - 96" (600 - 2400mm)	24" - 96" (600 - 2400mm)	24" - 96" (600 - 2400mm)	42" - 120" (1050 - 3000mm)
Belt Speed	500fpm (2.5m/s)	700fpm (3.5m/s)	700fpm (3.5m/s)	1000fpm (5m/s)	1500fpm (7.5m/s)	1200fpm (6m/s)	2000fpm (10m/s)
Head Pulley Diameter	6" - 22" (150 - 550mm)	10" - 36" (250 - 900mm)	16" - 42" (400 - 1050mm)	16" - 48" (400 - 1200mm)	20" - 84" (500 - 2100mm)	20" - 84" (500 - 2100mm)	48" - 96" (1200 - 2400mm)
Reversing Belts	Yes	Yes	Yes	Yes	Yes	Yes	Yes
Mechanical Fasteners	Yes	Yes	Yes	Yes	Yes	Yes	Yes

## PRECLEANER SPECIFICATION CHART (cont.)

Application Description	H-Type®	H-Type®	High Temp	HV2
	(XF2- & XF-Tips)	(V-Tips)	(V-Tips)	(V-Tips)
Belt Width*	18" - 72" (450 - 1800mm)	18" - 72" (450 - 1800mm)	18" - 48" (450 - 1200mm)	18" - 72" (450 - 1800mm)
Belt Speed	1000fpm (5m/s)	1000fpm (5m/s)	1000fpm (5m/s)	1500fpm (7.5m/s)
Head Pulley Diameter	10" - 47" (250 - 1175mm)	10" - 67" (250 - 1675mm)	8" - 35" (200 - 875mm)	10" - 67" (250 - 1675mm)
Reversing Belts	Yes	Yes	Yes	Yes
Mechanical Fasteners	Yes	No	No	No








\*Special sizes available upon request.

## PRECLEANER BLADE SPECIFICATIONS

										
<b>Blade Type</b>	ConShear™ LS	ConShear™ LS High Temp	ConShear™ LS White (Chemical Resistant/Food Grade) ‡	ConShear™ High Temp	ConShear™ High Temp	ConShear™ White (Chemical Resistant/Food Grade) ‡	TuffShear™	TuffShear™ High Temp	MegaShear™	SuperShear™
<b>Belt Speed</b>	500fpm (2.5m/s)	500fpm (2.5m/s)	500fpm (2.5m/s)	700fpm (3.5m/s)	700fpm (3.5m/s)	700fpm (3.5m/s)	1000fpm (5m/s)	1000fpm (5m/s)	1500fpm (7.5m/s)	1200fpm (6m/s)
<b>Temperature Range</b>	-30 to 180°F (-35 to 82°C)	up to 275°F (135°C) with spikes to 325°F (163°C)	-30 to 180°F (-35 to 82°C)	-30 to 180°F (-35 to 82°C)	up to 275°F (135°C) with spikes to 325°F (163°C)	-30 to 180°F (-35 to 82°C)	-30 to 180°F (-35 to 82°C)	up to 275°F (135°C) with spikes to 325°F (163°C)	up to 275°F (135°C) with spikes to 325°F (163°C)	up to 275°F (135°C) with spikes to 325°F (163°C)
<b>Polyurethane</b>	Yes	Yes	Yes	Yes	Yes	Yes	Yes	Yes	Yes	Yes
<b>Durometer</b>	83	93	83	83	93	83	83	93	93	93
<b>Tungsten Carbide</b>	No	No	No	No	No	No	No	No	No	No
<b>Work with Mechanical Fasteners</b>	Yes	Yes	Yes	Yes	Yes	Yes	Yes	Yes	Yes	Yes

‡ All ingredients used in the polyurethane formulation of this blade comply with the relevant requirements of 21 CFR (FDA Code of Federal Regulations) for use in repeated bulk dry food applications

## PRECLEANER BLADE SPECIFICATIONS

							
<b>Blade Type</b>	UltraShear™	HXF	HXF2	H V-Tip	H Protected V-Tip	HV2 Tip	Protected HV2 Tip
<b>Belt Speed</b>	2000fpm (10m/s)	700fpm (3.5m/s)	700fpm (3.5m/s)	1000fpm (5m/s)	1000fpm (5m/s)	1500fpm (7.5m/s)	1500fpm (7.5m/s)
<b>Temperature Range</b>	-30 to 275°F (-35 to 185°C)	-30 to 180°F (-35 to 82°C)	-30 to 180°F (-35 to 82°C)	-30 to 400°F (-35 to 205°C)	-30 to 400°F (-35 to 205°C)	-30 to 400°F (-35 to 205°C)	-30 to 400°F (-35 to 205°C)
<b>Polyurethane</b>	Yes	Yes	Yes	No	No	No	No
<b>Durometer</b>	93	84	83	N/A	N/A	N/A	N/A
<b>Tungsten Carbide</b>	No	No	No	Yes	Yes	Yes	Yes
<b>Work with Mechanical Fasteners</b>	Yes	Yes	Yes	No	No	No	No

# Secondary Cleaner Selection Guide

## SECONDARY CLEANER SPECIFICATION CHART

Application Description	Y-Type SD Polyurethane	Y-Type SD Carbide	Y-Type HD Polyurethane	Y-Type HD Carbide	EZS2	EZS2 High Temp	FMS (C-Tip)	MHS (C-Tip)	MHS (V-Tip)	MDWS
<b>Belt Width*</b>	18" - 48" (450 - 1200mm)	18" - 48" (450 - 1200mm)	36" - 72" (900 - 1800mm)	36" - 72" (900 - 1800mm)	36" - 72" (900 - 1800mm)	36" - 72" (900 - 1800mm)	36" - 72" (900 - 1800mm)	24" - 96" (600 - 2400mm)	24" - 96" (600 - 2400mm)	24" - 96" (600 - 2400mm)
<b>Belt Speed</b>	600fpm (3m/s)	600fpm (3m/s)	750fpm (3.8m/s)	750fpm (3.8m/s)	700fpm (3.5m/s)	700fpm (3.5m/s)	1000fpm (5m/s)	1200fpm (6m/s)	1200fpm (6m/s)	1000fpm (5m/s)
<b>Reversing Belts</b>	Yes	Yes	Yes	Yes	No	No	No	Yes	Yes	Yes
<b>Works with Mechanical Fasteners</b>	Yes	Yes	Yes	Yes	Yes	Yes	Yes	Yes	No	Yes













\*Special sizes available upon request.

## SECONDARY CLEANER SPECIFICATION CHART (cont.)

Application Description	P-Type® (C-Tip)	P-Type (V-Tip)	U-Type® (F-Blade)	U-Type (C-Blade)	U-Type (V-Blade)	R-Type® (C-Tip)	R-Type (V-Tip)	Chevron	Brush Cleaner
<b>Belt Width*</b>	18" - 72" (450 - 1800mm)	18" - 72" (450 - 1800mm)	18" - 84" (450 - 2100mm)	18" - 84" (450 - 2100mm)	18" - 84" (450 - 2100mm)	18" - 72" (450 - 1800mm)	18" - 72" (450 - 1800mm)	18" - 60" (450 - 1500mm)	18" - 84" (450 - 2100mm)
<b>Belt Speed</b>	1000fpm (5m/s)	1000fpm (5m/s)	1000fpm (5m/s)	1300fpm (6.6m/s)	1300fpm (6.6m/s)	1000fpm (5m/s)	1000fpm (5m/s)	500fpm (2.5m/s)	700fpm (3.5m/s)
<b>Reversing Belts</b>	No	No	No	No	No	Yes	Yes	Yes	No
<b>Works with Mechanical Fasteners</b>	Yes	No	Yes	Yes	No	Yes	No	Yes	Yes

\*Special sizes available upon request.

## SECONDARY CLEANER BLADE SPECIFICATIONS

												
Blade Type	C-Tip	P V-Tip	R V-Tip	Y-Type Polyurethane (Purple)	Y-Type Polyurethane (White)	Y-Type Carbide	DryWipe Blade	U F-Blade	U C-Blade	U V-Blade	Chevron	Brush Cleaner
<b>Temperature Range</b>	-30 to 400°F (-35 to 205°C)	-30 to 400°F (-35 to 205°C)	-30 to 400°F (-35 to 205°C)	-30 to 180°F (-35 to 82°C)	-30 to 180°F (-35 to 82°C)	-30 to 180°F (-35 to 82°C)	-30 to 180°F (-35 to 82°C)	-30 to 180°F (-35 to 82°C)	-30 to 180°F (-35 to 82°C)	-30 to 180°F (-35 to 82°C)	-30 to 180°F (-35 to 82°C)	-30 to 180°F (-35 to 82°C)
<b>Polyurethane</b>	No	No	No	Yes	Yes	No	Yes	Yes	Rubber	Rubber	Rubber	Polypropylene
<b>Durometer</b>	N/A	N/A	N/A	86A	83A	N/A	59	90	84	83	N/A	N/A
<b>Tungsten Carbide</b>	Yes	Yes	Yes	No	No	Yes	No	No	Yes	Yes	No	No
<b>Works with Mechanical Fasteners</b>	Yes	No	No	Yes	Yes	Yes	Yes	Yes	Yes	No	Yes	Yes

# Product Ordering Information

## EZP1 Standard Duty Precleaner

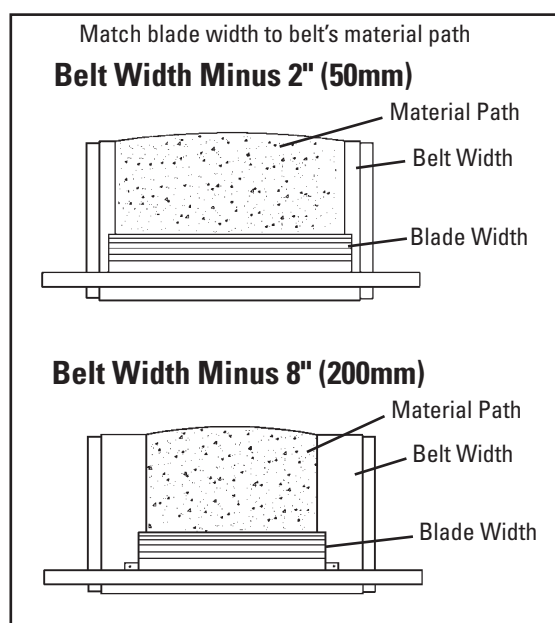


### EZP1 Precleaner Belt Width Minus 2" (50mm)

BELT WIDTH		BLADE WIDTH		ORDERING NUMBER	ITEM CODE	WT. LBS.
in.	mm	in.	mm			
12	300	10	250	EZP1-212	75610	49.4
18	450	16	400	EZP1-218	75611	55.3
24	600	22	550	EZP1-224	75612	61.2
30	750	28	700	EZP1-230	75613	67.1
36	900	34	850	EZP1-236	75614	73.0
42	1050	40	1000	EZP1-242	75615	78.9
48	1200	46	1150	EZP1-248	75616	84.8
54	1350	52	1300	EZP1-254	75617	90.7
60	1500	58	1450	EZP1-260	75618	96.6
72	1800	70	1750	EZP1-272	75771	102.5

### EZP1 Precleaner Belt Width Minus 8" (200mm)

BELT WIDTH		BLADE WIDTH		ORDERING NUMBER	ITEM CODE	WT. LBS.
in.	mm	in.	mm			
12	300	—	—	N/A	N/A	—
18	450	10	250	EZP1-818	75779	51.3
24	600	16	400	EZP1-824	75780	57.2
30	750	22	550	EZP1-830	75781	63.1
36	900	28	700	EZP1-836	75782	69.0
42	1050	34	850	EZP1-842	75783	74.9
48	1200	40	1000	EZP1-848	75784	80.8
54	1350	46	1150	EZP1-854	75785	86.7
60	1500	52	1300	EZP1-860	75786	92.6
72	1800	64	1600	EZP1-872	75774	98.5



### Product Notes:

- For optimal cleaning and reduced blade retensioning maintenance, the cleaner blade width should be sized to fit the material path of the belt. The material path is typically 2/3 of the belt width. In most cases a blade size of belt width minus 8" (200mm) may be the best selection.
- Each cleaner can be retrofitted with three replacement blade sizes (belt width minus 2" (50mm), minus 8" (200mm), or minus 14" (350mm)).
- Comes complete with universal mounting plates and tensioner.
- Visual tension check. No guesswork on blade tensioning. Simply measure the spring, check label on tensioner and turn adjusting nut to restore optimal tension.
- Works with mechanical splices. Polyurethane blade glides over splices.
- Compatible with reversing belts.
- For replacement parts see the EZP1 Parts List on page 18.
- For applications requiring longer pole lengths, go to the minus 8" (200mm) chart and select the cleaner one belt width size larger. This will provide a pole 6" (150mm) longer and a blade size of belt width minus 2" (50mm).

U.S. Patent No. D482,508S



# Product Ordering Information

## EZP1T Twist Tensioner Precleaner

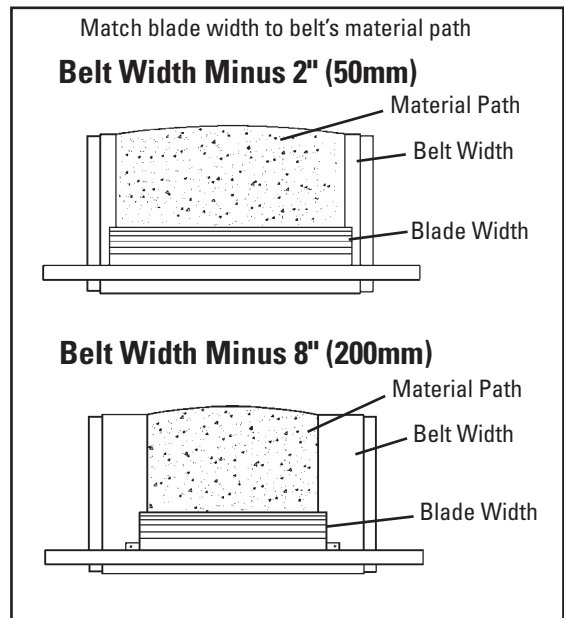


### EZP1T Precleaner with Twist Tensioner Belt Width Minus 2" (50mm)

BELT WIDTH		BLADE WIDTH		ORDERING NUMBER	ITEM CODE	WT. LBS.
in.	mm	in.	mm			
12	300	10	250	EZP1T-212	78488	38.5
18	450	16	400	EZP1T-218	78489	44.5
24	600	22	550	EZP1T-224	78490	50.5
30	750	28	700	EZP1T-230	78491	56.5
36	900	34	850	EZP1T-236	78492	62.5
42	1050	40	1000	EZP1T-242	78493	68.4
48	1200	46	1150	EZP1T-248	78494	74.4
54	1350	52	1300	EZP1T-254	78495	83.7
60	1500	58	1450	EZP1T-260	78496	92.0
72	1800	70	1750	EZP1T-272	78497	101.6

### EZP1T Precleaner with Twist Tensioner Belt Width Minus 8" (200mm)

BELT WIDTH		BLADE WIDTH		ORDERING NUMBER	ITEM CODE	WT. LBS.
in.	mm	in.	mm			
12	300	—	—	N/A	N/A	—
18	450	10	250	EZP1T-818	78498	41.8
24	600	16	400	EZP1T-824	78499	47.8
30	750	22	550	EZP1T-830	78500	53.8
36	900	28	700	EZP1T-836	78501	59.8
42	1050	34	850	EZP1T-842	78502	65.8
48	1200	40	1000	EZP1T-848	78503	71.7
54	1350	46	1150	EZP1T-854	78504	78.5
60	1500	52	1300	EZP1T-860	78505	87.0
72	1800	64	1600	EZP1T-872	78506	98.9



### Product Notes:

- For optimal cleaning and reduced blade retensioning maintenance, the cleaner blade width should be sized to fit the material path of the belt. The material path is typically 2/3 of the belt width. In most cases a blade size of belt width minus 8" (200mm) may be the best selection.
- Each cleaner can be retrofitted with three replacement blade sizes (belt width minus 2" (50mm), minus 8" (200mm), or minus 14" (350mm)).
- Comes complete with universal mounting plates and tensioner.
- Visual tension check. No guesswork on blade tensioning. Simply measure the spring, check label on tensioner and turn adjusting nut to restore optimal tension.
- Works with mechanical splices. Polyurethane blade glides over splices.
- Compatible with reversing belts.
- For replacement parts see the EZP1T Parts List on page 19.
- For applications requiring longer pole lengths, go to the minus 8" (200mm) chart and select the cleaner one belt width size larger. This will provide a pole 6" (150mm) longer and a blade size of belt width minus 2" (50mm).

U.S. Patent No. D482,508S



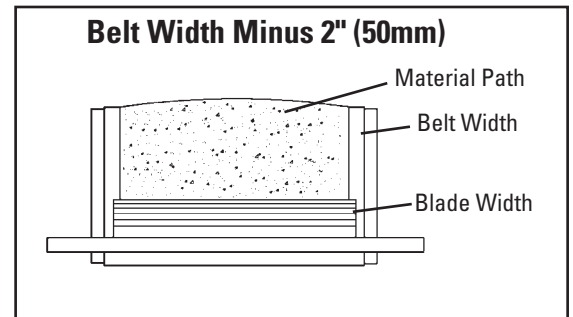
# Product Ordering Information

## High Temp EZP1 High Temperature Precleaner

### ConShear™ High Temp Precleaners Belt Width Minus 2" (50mm)

BELT WIDTH		BLADE WIDTH		ORDERING NUMBER	ITEM CODE	WT. LBS.
in.	mm	in.	mm			
12	300	10	250	HTF212	76658	49.4
18	450	16	400	HTF218	76659	55.3
24	600	22	550	HTF224	76660	61.2
30	750	28	700	HTF230	76661	67.1
36	900	34	850	HTF236	76662	73.0
42	1050	40	1000	HTF242	76663	78.9
48	1200	46	1150	HTF248	76664	84.8
54	1350	52	1300	HTF254	76665	90.7
60	1500	58	1450	HTF260	76666	96.6
72	1800	70	1750	HTF272	76667	102.5

Pole Diameter - 2-3/8" (60mm)



### Product Notes:

- The High-Temp ConShear Precleaner works in temperatures up to 275°F (135°C) with spikes to 325°F (164°C).
- Comes complete with universal mounting plates and tensioner.
- Visual tension check. No guesswork on blade tensioning. Simply measure the spring, check label on tensioner and turn adjusting nut to restore optimal tension.
- Works with mechanical splices. Polyurethane blade glides over splices.
- For replacement parts see the EZP1 Parts List on page 18.
- Compatible with reversing belts.

U.S. Patent No. D482,508S

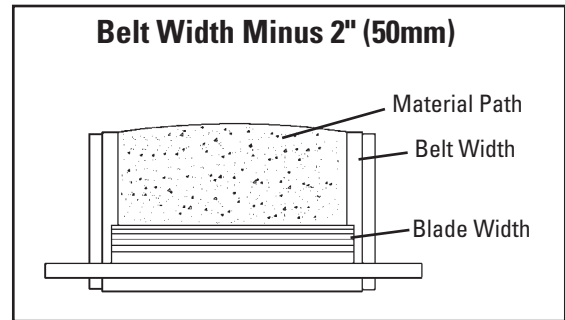
# Product Ordering Information

## **EZP1** Precleaner with White ConShear™ Blade



### EZP1 Precleaner - Mild Steel with White ConShear™ blade Belt Width Minus 2" (50mm)

BELT WIDTH		BLADE WIDTH		ORDERING NUMBER	ITEM CODE	WT. LBS.
in.	mm	in.	mm			
12	300	10	250	EZP1-212W	78934	49.4
18	450	16	400	EZP1-218W	78935	55.3
24	600	22	550	EZP1-224W	78936	61.2
30	750	28	700	EZP1-230W	78937	67.1
36	900	34	850	EZP1-236W	78938	73.0
42	1050	40	1000	EZP1-242W	78939	78.9
48	1200	46	1150	EZP1-248W	78940	84.8
54	1350	52	1300	EZP1-254W	78941	90.7
60	1500	58	1450	EZP1-260W	78942	96.6



#### Product Notes:

- All ingredients used in polyurethane formulation comply with the relevant requirements of 21 CFR (FDA Code of Federal Regulations) for use in repeated bulk dry food applications.
- Comes complete with universal mounting plates and tensioner.
- Visual tension check. No guesswork on blade tensioning. Simply measure the spring, check label on tensioner and turn adjusting nut to restore optimal tension.
- Works with mechanical splices. Polyurethane blade glides over splices.
- For replacement parts see the EZP1 Parts List on page 18.
- Compatible with reversing belts.


U.S. Patent No. D482,508S

# ConShear™ Replacement Blades

**EZP1**  
Standard Duty Precleaner

## Blade Width Selection

BELT WIDTH		BELT WIDTH - 2" (50mm)		BELT WIDTH - 8" (200mm)		BELT WIDTH - 14" (350mm)	
in.	mm	in.	mm	in.	mm	in.	mm
12	300	10	250	N/A	N/A	N/A	N/A
18	450	16	400	10	250	N/A	N/A
24	600	22	550	16	400	10	250
30	750	28	700	22	550	16	400
36	900	34	850	28	700	22	550
42	1050	40	1000	34	850	28	700
48	1200	46	1150	40	1000	34	850
54	1350	52	1300	46	1150	40	1000
60	1500	58	1450	52	1300	46	1150
72	1800	70	1600	64	1600	58	1450



## Replacement High Temp ConShear™ Blades

(Color Identification: Yellow)

BLADE WIDTH		ORDERING NUMBER	ITEM CODE	WT. LBS.
in.	mm			
10	250	CRB-HT10	76593	4.8
16	400	CRB-HT16	76594	7.6
22	550	CRB-HT22	76595	10.4
28	700	CRB-HT28	76596	13.2
34	850	CRB-HT34	76597	16.2
40	1000	CRB-HT40	76598	19.1
46	1150	CRB-HT46	76599	21.9
52	1300	CRB-HT52	76600	24.8
58	1450	CRB-HT58	76601	27.6
64	1600	CRB-HT64	76602	30.5
70	1750	CRB-HT70	76603	33.4

## Replacement ConShear™ Blades

BLADE WIDTH		ORDERING NUMBER	ITEM CODE	WT. LBS.
in.	mm			
10	250	CRB10	75628	4.6
16	400	CRB16	75629	7.3
22	550	CRB22	75630	10.1
28	700	CRB28	75631	12.8
34	850	CRB34	75632	15.5
40	1000	CRB40	75633	18.3
46	1150	CRB46	75634	21.0
52	1300	CRB52	75635	23.8
58	1450	CRB58	75636	26.5
64	1600	CRB64	75775	29.2
70	1750	CRB70	75773	32.0
76	1900	CRB76	76940	34.7
82	2050	CRB82	76941	37.5

Other blade sizes available upon request.

## Replacement White ConShear™ Blades (Chemical Resistant/Food Grade) ‡

BLADE WIDTH		ORDERING NUMBER	ITEM CODE	WT. LBS.
in.	mm			
10	250	CRB-W10	78471	4.8
16	400	CRB-W16	78472	7.6
22	550	CRB-W22	78473	10.4
28	700	CRB-W28	78474	13.2
34	850	CRB-W34	78475	16.2
40	1000	CRB-W40	78476	19.1
46	1150	CRB-W46	78477	21.9
52	1300	CRB-W52	78478	24.8
58	1450	CRB-W58	78479	27.6

‡ All ingredients used in the polyurethane formulation of this blade comply with the relevant requirements of 21 CFR (FDA Code of Federal Regulations) for use in repeated bulk dry food applications

## Product Notes:

- Take blade width and ordering number from the worn blade and use the Replacement Blade Chart.
- For optimal cleaning and reduced blade retensioning maintenance, the cleaner blade width should be sized to fit the material path of the belt. The material path is typically 2/3 of the belt width. In most cases a blade size of belt width minus 8" (200mm) may be the best selection.
- The ConShear™ blade has a faceted profile that renews the cleaning edge as it wears.
- Visual tension check. No guesswork on blade tensioning. Simply measure the spring, check label on tensioner and turn adjusting nut to restore optimal tension.
- ConShear blades are made of a special long-wearing polyurethane.
- A molded-in blade wear line indicates when the blade is worn out and needs to be replaced.
- Blade replacement is quick. Pull one pin, remove the old blade and slide the new one in.

U.S. Patent No. D482,508S

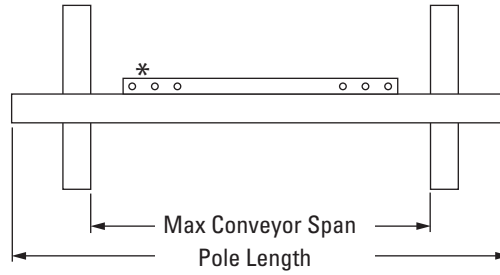
# Specifications & Guidelines

## EZP1 & EZP1T Standard Duty Precleaners

### Pole Length Specifications

CLEANER SIZE		POLE LENGTH		MAXIMUM CONVEYOR SPAN	
in.	mm	in.	mm	in.	mm
12	300	42	1050	37	925
18	450	48	1200	43	1075
24	600	54	1350	49	1225
30	750	60	1500	55	1375
36	900	66	1650	61	1525
42	1050	72	1800	67	1675
48	1200	78	1950	73	1825
54	1350	88	2200	83	2075
60	1500	94	2350	89	2225
72	1800	106	2650	101	2525

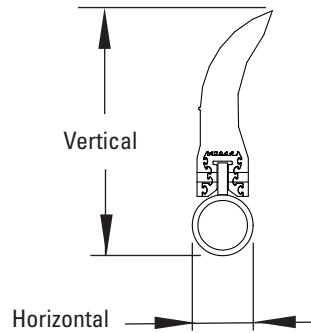
Pole Diameter - 2-3/8" (60mm)



\*Each pole size can be used with a blade size either belt width minus 2" (50mm), belt width minus 8" (200mm), or belt width minus 14" (350mm).

### Clearance Guidelines for Installation

HORIZONTAL CLEARANCE REQUIRED		VERTICAL CLEARANCE REQUIRED	
in.	mm	in.	mm
4	100	9 1/2	238

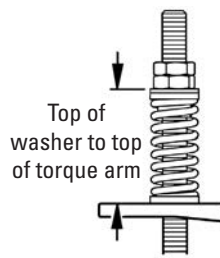


### Spring Length Chart

with EST Spring Tensioner

BLADE WIDTH		PURPLE SPRING		SILVER SPRING		BLACK SPRING	
in.	mm	in.	mm	in.	mm	in.	mm
10	250	5 3/4	146	6 1/4	159	N/A	N/A
16	400	5 1/4	133	6	152	N/A	N/A
22	550	4 3/4	121	5 7/8	149	N/A	N/A
28	700	4 1/4	108	5 5/8	143	N/A	N/A
34	850	N/A	N/A	5 3/8	137	5 5/8	143
40	1000	N/A	N/A	5 1/8	130	5 1/2	140
46	1150	N/A	N/A	5	127	5 1/4	133
52	1300	N/A	N/A	4 3/4	121	5 1/8	130
58	1450	N/A	N/A	N/A	N/A	5	127
64	1600	N/A	N/A	N/A	N/A	4 3/4	121
70	1750	N/A	N/A	N/A	N/A	4 5/8	117

Shading indicates preferred spring option



### Twist Tensioner Chart

BLADE WIDTH		STANDARD	HEAVY DUTY
in.	mm		
10"	250	8	6
16"	400	13	9
22"	550	18	12
28"	700	23	16
34"	850	27	19
40"	1000	32	23
46"	1150	37	26
52"	1300	N/A	29
58"	1450	N/A	33
64"	1600	N/A	36
70"	1750	N/A	40

U.S. Patent No. D482,508S

# Specifications & Guidelines

## EZP1 & EZP1T Standard Duty Precleaners

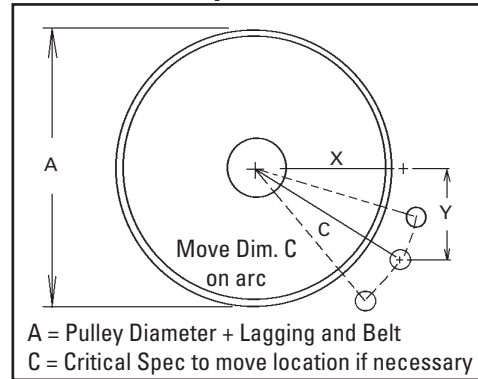
**Pole Location  
Chart IMPERIAL**

A	X	Y	C
10	3	9	9 1/2
11	3 3/4	9	9 3/4
12	4 3/8	9	10
13	5 3/8	9	10 1/2
14	5 7/8	9	10 3/4
15	6 3/8	9	11 1/4
16	7 1/8	9	11 1/2
17	7 7/8	9	12
18	8 1/4	9	12 1/4
19	9	9	12 3/4
20	9 3/8	9	13
21	10	9	13 1/2
22	10 3/4	9	14
23	11 3/8	9	14 1/2
24	12	9	15
25	12 5/8	9	15 1/2
26	13 1/4	9	16
27	13 7/8	9	16 1/2
28	14 3/8	9	17
29	15	9	17 1/2
30	15 5/8	9	18
31	16 1/8	9	18 1/2
32	16 3/4	9	19
33	17 1/4	9	19 1/2
34	17 7/8	9	20
35	18 3/8	9	20 1/2
36	19	9	21

**Pole Location  
Chart METRIC**

A	X	Y	C
250	74	230	242
275	92	230	248
300	108	230	254
325	131	230	265
350	146	230	273
375	166	230	284
400	179	230	291
425	195	230	301
450	207	230	309
475	223	230	320
500	235	230	329
525	249	230	339
550	266	230	352
575	283	230	365
600	299	230	377
625	314	230	390
650	330	230	402
675	346	230	415
700	360	230	427
725	374	230	439
750	389	230	452
775	403	230	464
800	417	230	477
825	432	230	489
850	446	230	501
875	460	230	514
900	474	230	526

**Pole Location Specs**



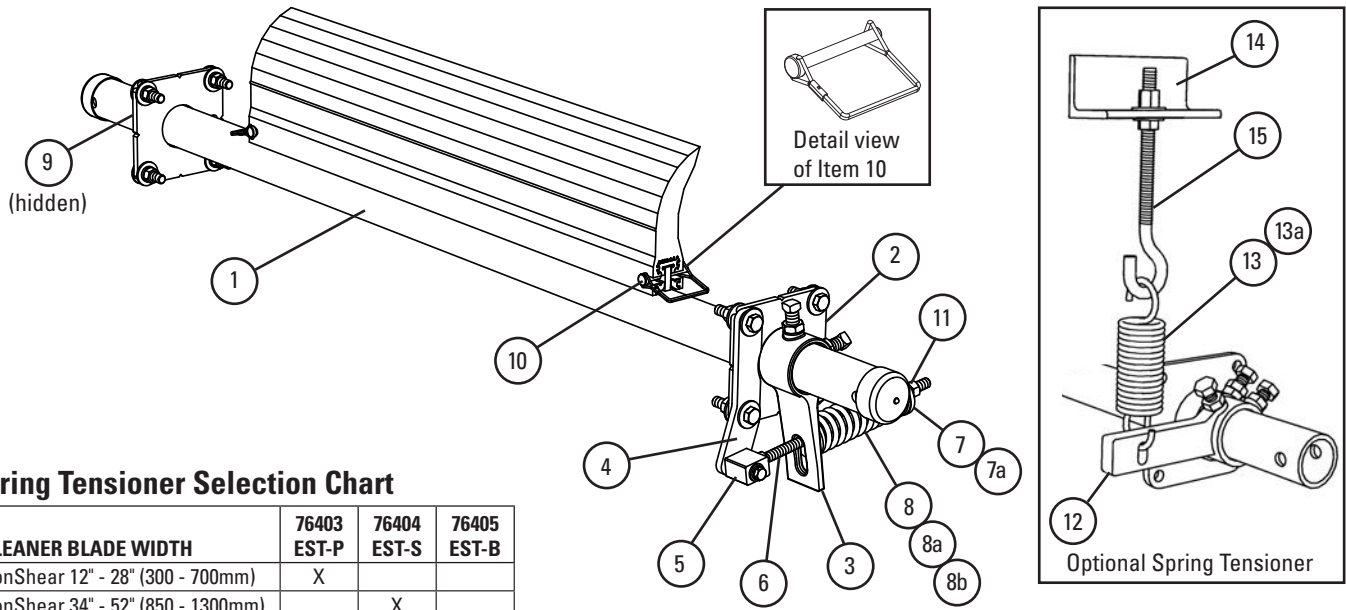
### Specifications:

- Maximum Belt Speed ..... 700 FPM (3.5m/s)
- Temperature Rating (ConShear, ConShear White).... -30°F to 180°F (-35°C to 82°C)
- Temperature Rating (ConShear High Temp)..... Up to 275°F (135°C) with spikes to 325°F (164°C)
- Minimum Pulley Diameter ..... 10" (250mm)
- Blade Height ..... 7-1/4" (185mm)
- Usable Blade Wear Length ..... 4" (100mm)
- Blade Material..... Polyurethane (proprietary blend for abrasion resistance and long wear)
- Available for Belt Widths..... 12" to 72" (300 to 1800mm)
- CEMA Cleaner Rating..... Class 2

U.S. Patent No. D482,508S

# Replacement Parts List

## EZP1 Standard Duty Precleaner



### Spring Tensioner Selection Chart

CLEANER BLADE WIDTH	76403 EST-P	76404 EST-S	76405 EST-B
ConShear 12" - 28" (300 - 700mm)	X		
ConShear 34" - 52" (850 - 1300mm)		X	
ConShear 58" - 70" (1450 - 1750mm)			X

### Replacement Parts

REF	DESCRIPTION	ORDERING NUMBER	ITEM CODE	WT. LBS.
1	12" (300mm) Pole	EZP1P12	75619	17.4
	18" (450mm) Pole	EZP1P18	75620	20.3
	24" (600mm) Pole	EZP1P24	75621	22.7
	30" (750mm) Pole	EZP1P30	75622	26.5
	36" (900mm) Pole	EZP1P36	75623	30.4
	42" (1050mm) Pole	EZP1P42	75624	32.7
	48" (1200mm) Pole	EZP1P48	75625	35.3
	54" (1350mm) Pole	EZP1P54	75626	39.2
	60" (1500mm) Pole	EZP1P60	75627	43.3
72" (1800mm) Pole	EZP1P72	75772	48.2	
2	Mounting Plate Kit* (2 ea.)	EZP1MPK	75637	7.7
3	Torque Arm Kit* (1 ea.)	ESTAK-EST	76406	3.6
4	Pivot Shaft Bracket Kit* (1 ea.)	ESPSBK	76407	1.8
5	Pivot Block Kit*	ESPBK	76408	0.7
6	Pivot Rod Kit*	ESPRK	76409	1.2
7	Bushing Kit - Purple and Silver (includes 2 bushings)	ESBK-PS	76410	0.1
7a	Bushing Kit - Black (includes 2 bushings)	ESBK-B	76411	0.1
8	Tension Spring - Purple	QMTS-P	75845	1.0
8a	Tension Spring - Silver	ESS-S	76412	1.2
8b	Tension Spring - Black	ESS-B	76413	1.4
9	Pole Lock* (1 ea.)	EZP1PL	75641	1.1
-	EST Tensioner - Purple* for blade widths 12" - 28" (300 - 700mm) (includes 1 each items 3, 4, 5, 6, 7 & 8)	EST-P	76403	7.7
-	EST Tensioner - Silver* for blade widths 34" - 52" (850 - 1300mm) (includes 1 each items 3, 4, 5, 6, 7 & 8a)	EST-S	76404	7.9
-	EST Tensioner - Black* for blade widths 58" - 70" (1450 - 1750mm) (includes 1 each items 3, 4, 5, 6, 7a & 8b)	EST-B	76405	8.1
10	Blade Pin (1 ea.)	EZP1BP	75642	0.1

\*Hardware Included

### Optional Spring Tensioner & Parts

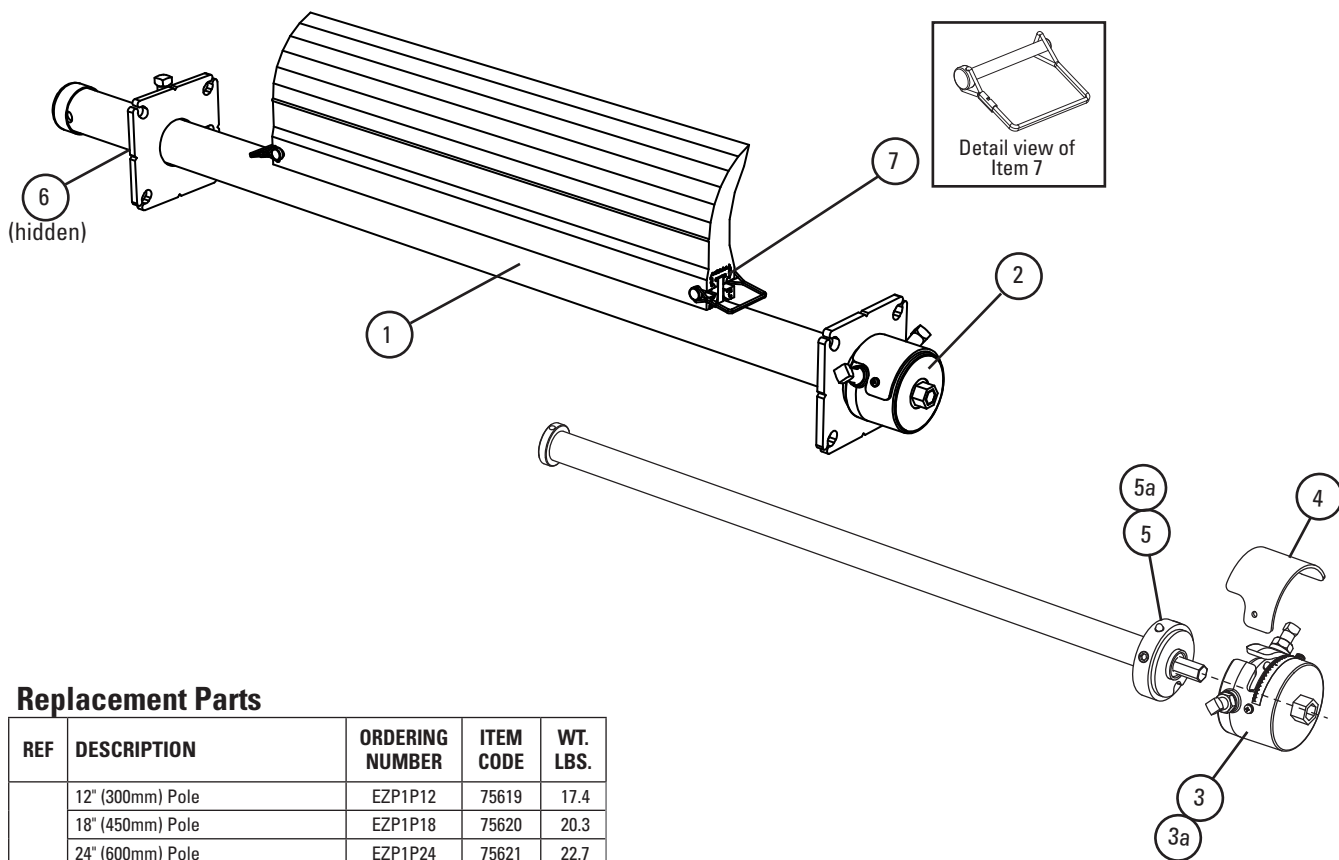
REF	DESCRIPTION	ORDERING NUMBER	ITEM CODE	WT. LBS.
11	Jam Nut Kit, EST Tensioner	JNK-A	79891	0.3
12	Tension Arm Kit* (1 ea.)	HAR-K	78786	6.0
13	Tension Spring (1 ea.) for sizes 12" - 30" (300 - 750mm)	STTS	74419	1.4
13a	HD Tension Spring (1 ea.) for sizes 36" - 72" (900 - 1800mm)	HDTs	74502	2.0
14	Spring Tension J-Bolt Mount (1 ea.)	STJM	74775	3.0
15	J-Bolt Kit* (1 ea.)	STJK	74417	0.7
-	Optional Spring Tensioner Kit* for sizes 12" - 30" (300 - 750mm)	EZP10TK1	76418	11.2
-	Optional Spring Tensioner Kit* for sizes 36" - 72" (900 - 1800mm)	EZP10TK2	76419	11.8

\* Hardware Included

U.S. Patent No. D482,508S

# Replacement Parts List

## EZP1T Twist Tensioner Precleaner



### Replacement Parts

REF	DESCRIPTION	ORDERING NUMBER	ITEM CODE	WT. LBS.
1	12" (300mm) Pole	EZP1P12	75619	17.4
	18" (450mm) Pole	EZP1P18	75620	20.3
	24" (600mm) Pole	EZP1P24	75621	22.7
	30" (750mm) Pole	EZP1P30	75622	26.5
	36" (900mm) Pole	EZP1P36	75623	30.4
	42" (1050mm) Pole	EZP1P42	75624	32.7
	48" (1200mm) Pole	EZP1P48	75625	35.3
	54" (1350mm) Pole	EZP1P54	75626	39.2
	60" (1500mm) Pole	EZP1P60	75627	43.3
	72" (1800mm) Pole	EZP1P72	75772	48.2
2	Torsion Mounting Plate Kit* (2 ea.)	EZPTMPK	78507	8.7
3	Torsion Cap Kit* (1 ea.) (includes 1 ea. Item 4)	EZPTCK	78508	3.2
3a	Torsion Cap Kit HD* (1 ea.) (includes 1 ea. Item 4)	EZPTCKHD	78509	3.2
4	Torsion Shield	EZPTSR	78510	.1
5	Torsion Spring Kit	EZPTSK	78511	6.0
5a	Torsion Spring Kit HD	EZPTSKHD	78512	8.5
6	Pole Lock* (1 ea.)	EZP1PL	75641	1.1
-	Torsion Bar Tensioner for blade widths 12" - 48" (300 - 1200mm) (includes 1 each items 3, 4, & 5)	EZPTBT	77384	17.4
-	Torsion Bar Tensioner HD for blade widths 54" - 72" (1350 - 1800mm) (includes 1 each items 3a, 4, & 5a)	EZPTBTHD	77385	20.0
7	Blade Pin (1 ea.)	EZP1BP	75642	0.1

\*Hardware Included

### Torsion Bar Tensioner Selection Chart

CLEANER BLADE WIDTH	77384 EZPTBT	77385 EZPTBTHD
ConShear 12" - 48" (300 - 1200mm)	X	
ConShear 54" - 72" (1350 - 1800mm)		X

U.S. Patent No. D482,508S

# Product Ordering Information

## EZP1 Stainless Steel Precleaner with White ConShear™ Blade

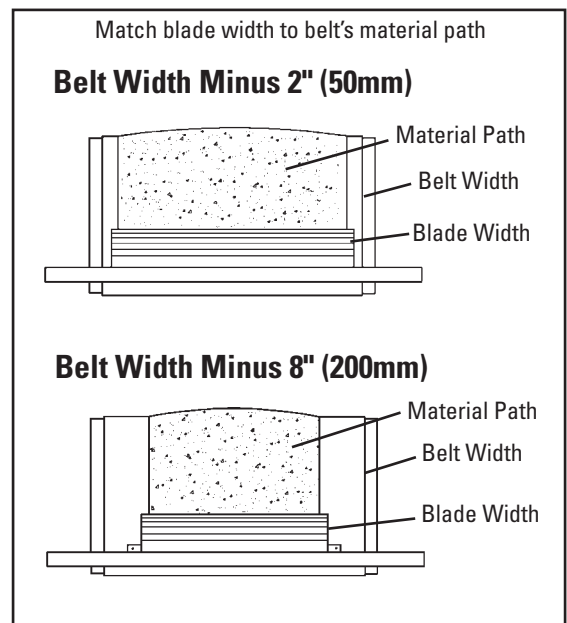


### EZP1 Stainless Steel Precleaner with White ConShear Blade Belt Width Minus 2" (50mm)

BELT WIDTH		BLADE WIDTH		ORDERING NUMBER	ITEM CODE	WT. LBS.
in.	mm	in.	mm			
12	300	10	250	CFG-212	78838	49.4
18	450	16	400	CFG-218	78839	55.3
24	600	22	550	CFG-224	78840	61.2
30	750	28	700	CFG-230	78841	67.1
36	900	34	850	CFG-236	78842	73.0
42	1050	40	1000	CFG-242	78843	78.9
48	1200	46	1150	CFG-248	78844	84.8
54	1350	52	1300	CFG-254	78845	90.7
60	1500	58	1450	CFG-260	78846	96.6

### EZP1 Stainless Steel Precleaner with White ConShear Blade Belt Width Minus 8" (200mm)

BELT WIDTH		BLADE WIDTH		ORDERING NUMBER	ITEM CODE	WT. LBS.
in.	mm	in.	mm			
12	300	-	-	N/A	N/A	-
18	450	10	250	CFG-818	78924	51.3
24	600	16	400	CFG-824	78925	57.2
30	750	22	550	CFG-830	78926	63.1
36	900	28	700	CFG-836	78927	69.0
42	1050	34	850	CFG-842	78928	74.9
48	1200	40	1000	CFG-848	78929	80.8
54	1350	46	1150	CFG-854	78930	86.7
60	1500	52	1300	CFG-860	78931	92.6



### Product Notes:


- White food-grade ConShear Precleaner is chemical resistant and all ingredients used in polyurethane formulation comply with the relevant requirements of 21 CFR (FDA Code of Federal Regulations) for use in repeated bulk dry food applications.
- For optimal cleaning and reduced blade retensioning maintenance, the cleaner blade width should be sized to fit the material path of the belt. The material path is typically 2/3 of the belt width. In most cases a blade size of belt width minus 8" (200mm) may be the best selection.
- Each cleaner can be retrofitted with three replacement blade sizes (belt width minus 2" (50mm), minus 8" (200mm), or minus 14" (350mm)).
- Comes complete with universal mounting plates and tensioner.
- Visual tension check. No guesswork on blade tensioning. Simply measure the spring, check label on tensioner and turn adjusting nut to restore optimal tension.
- Works with mechanical splices. Polyurethane blade glides over splices.
- Compatible with reversing belts.
- For replacement parts see the EZP1 SS Parts List on page 23.
- For applications requiring longer pole lengths, go to the minus 8" (200mm) chart and select the cleaner one belt width size larger. This will provide a pole 6" (150mm) longer and a blade size of belt width minus 2" (50mm).

U.S. Patent No. D482,508S



# ConShear™ Replacement Blades

**EZP1**  
Standard Duty Precleaner



## Blade Width Selection

BELT WIDTH		BELT WIDTH - 2" (50mm)		BELT WIDTH - 8" (200mm)		BELT WIDTH - 14" (350mm)	
in.	mm	in.	mm	in.	mm	in.	mm
12	300	10	250	N/A	N/A	N/A	N/A
18	450	16	400	10	250	N/A	N/A
24	600	22	550	16	400	10	250
30	750	28	700	22	550	16	400
36	900	34	850	28	700	22	550
42	1050	40	1000	34	850	28	700
48	1200	46	1150	40	1000	34	850
54	1350	52	1300	46	1150	40	1000
60	1500	58	1450	52	1300	46	1150
72	1800	70	1600	64	1600	58	1450

## Replacement White ConShear™ Blades (Chemical Resistant/Food Grade) ‡

BLADE WIDTH		ORDERING NUMBER	ITEM CODE	WT. LBS.
in.	mm			
10	250	CRB-W10	78471	4.8
16	400	CRB-W16	78472	7.6
22	550	CRB-W22	78473	10.4
28	700	CRB-W28	78474	13.2
34	850	CRB-W34	78475	16.2
40	1000	CRB-W40	78476	19.1
46	1150	CRB-W46	78477	21.9
52	1300	CRB-W52	78478	24.8
58	1450	CRB-W58	78479	27.6

‡ All ingredients used in the polyurethane formulation of this blade comply with the relevant requirements of 21 CFR (FDA Code of Federal Regulations) for use in repeated bulk dry food applications

## Replacement ConShear™ Blades

BLADE WIDTH		ORDERING NUMBER	ITEM CODE	WT. LBS.
in.	mm			
10	250	CRB10	75628	4.6
16	400	CRB16	75629	7.3
22	550	CRB22	75630	10.1
28	700	CRB28	75631	12.8
34	850	CRB34	75632	15.5
40	1000	CRB40	75633	18.3
46	1150	CRB46	75634	21.0
52	1300	CRB52	75635	23.8
58	1450	CRB58	75636	26.5
64	1600	CRB64	75775	29.2
70	1750	CRB70	75773	32.0
76	1900	CRB76	76940	34.7
82	2050	CRB82	76941	37.5

Other blade sizes available upon request.

## Replacement High Temp ConShear™ Blades

(Color Identification: Yellow)

BLADE WIDTH		ORDERING NUMBER	ITEM CODE	WT. LBS.
in.	mm			
10	250	CRB-HT10	76593	4.8
16	400	CRB-HT16	76594	7.6
22	550	CRB-HT22	76595	10.4
28	700	CRB-HT28	76596	13.2
34	850	CRB-HT34	76597	16.2
40	1000	CRB-HT40	76598	19.1
46	1150	CRB-HT46	76599	21.9
52	1300	CRB-HT52	76600	24.8
58	1450	CRB-HT58	76601	27.6
64	1600	CRB-HT64	76602	30.5
70	1750	CRB-HT70	76603	33.4

## Product Notes:

- Take blade width and ordering number from the worn blade and use the Replacement Blade Chart.
- For optimal cleaning and reduced blade retensioning maintenance, the cleaner blade width should be sized to fit the material path of the belt. The material path is typically 2/3 of the belt width. In most cases a blade size of belt width minus 8" (200mm) may be the best selection.
- The ConShear™ blade has a faceted profile that renews the cleaning edge as it wears.
- Visual tension check. No guesswork on blade tensioning. Simply measure the spring, check label on tensioner and turn adjusting nut to restore optimal tension.
- ConShear blades are made of a special long-wearing polyurethane.
- A molded-in blade wear line indicates when the blade is worn out and needs to be replaced.
- Blade replacement is quick. Pull one pin, remove the old blade and slide the new one in.
- For replacement parts see the EZP1SS Parts List on page 23.

U.S. Patent No. D482,508S

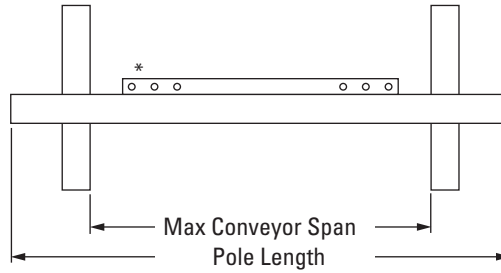
# Specifications & Guidelines

## EZP1 Stainless Steel Precleaner with White ConShear™ Blade

### Pole Length Specifications

CLEANER SIZE		POLE LENGTH		MAXIMUM CONVEYOR SPAN	
in.	mm	in.	mm	in.	mm
12	300	42	1050	37	925
18	450	48	1200	43	1075
24	600	54	1350	49	1225
30	750	60	1500	55	1375
36	900	66	1650	61	1525
42	1050	72	1800	67	1675
48	1200	78	1950	73	1825
54	1350	88	2200	83	2075
60	1500	94	2350	89	2225

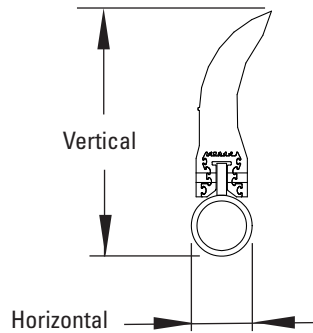
Pole Diameter - 2-3/8" (60mm)



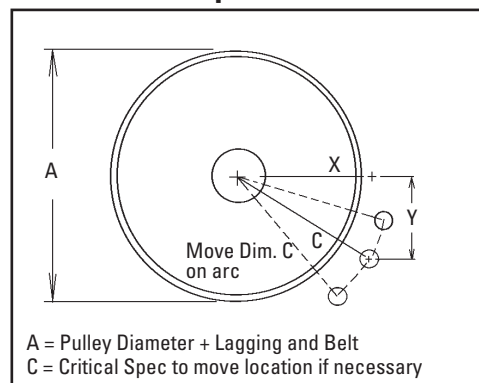
\*Each pole size can be used with a blade size either belt width minus 2" (50mm), belt width minus 8" (200mm), or belt width minus 14" (350mm).

### Clearance Guidelines For Installation

HORIZONTAL CLEARANCE REQUIRED		VERTICAL CLEARANCE REQUIRED	
in.	mm	in.	mm
4	100	9 1/2	238



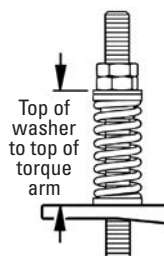
### Pole Location Specs



### Spring Length Chart

BLADE WIDTH		PURPLE SPRING		WHITE SPRING		GOLD SPRING	
in.	mm	in.	mm	in.	mm	in.	mm
10	250	5 5/8	143	6 3/8	162	N/A	N/A
16	400	5	127	6 1/8	156	N/A	N/A
22	550	4 3/8	111	6	152	N/A	N/A
28	700	3 7/8	98	5 7/8	149	N/A	N/A
34	850	N/A	N/A	5 5/8	143	6 1/8	156
40	1000	N/A	N/A	5 1/2	140	6	152
46	1150	N/A	N/A	5 1/4	133	5 7/8	149
52	1300	N/A	N/A	5 1/8	130	5 7/8	149
58	1450	N/A	N/A	5	127	5 3/4	146
64	1600	N/A	N/A	4 3/4	121	5 5/8	143

Shading indicates preferred spring option



### Pole Location Chart IMPERIAL

A	X	Y	C
10	3	9	9 1/2
11	3 3/4	9	9 3/4
12	4 3/8	9	10
13	5 3/8	9	10 1/2
14	5 7/8	9	10 3/4
15	6 3/8	9	11 1/4
16	7 1/8	9	11 1/2
17	7 7/8	9	12
18	8 1/4	9	12 1/4
19	9	9	12 3/4
20	9 3/8	9	13
21	10	9	13 1/2
22	10 3/4	9	14
23	11 3/8	9	14 1/2
24	12	9	15
25	12 5/8	9	15 1/2
26	13 1/4	9	16
27	13 7/8	9	16 1/2
28	14 3/8	9	17
29	15	9	17 1/2
30	15 5/8	9	18
31	16 1/8	9	18 1/2
32	16 3/4	9	19
33	17 1/4	9	19 1/2
34	17 7/8	9	20
35	18 3/8	9	20 1/2
36	19	9	21

### Pole Location Chart METRIC

A	X	Y	C
250	74	230	242
275	92	230	248
300	108	230	254
325	131	230	265
350	146	230	273
375	166	230	284
400	179	230	291
425	195	230	301
450	207	230	309
475	223	230	320
500	235	230	329
525	249	230	339
550	266	230	352
575	283	230	365
600	299	230	377
625	314	230	390
650	330	230	402
675	346	230	415
700	360	230	427
725	374	230	439
775	389	230	452
775	403	230	464
825	417	230	477
825	432	230	489
850	446	230	501
875	460	230	514
900	474	230	526

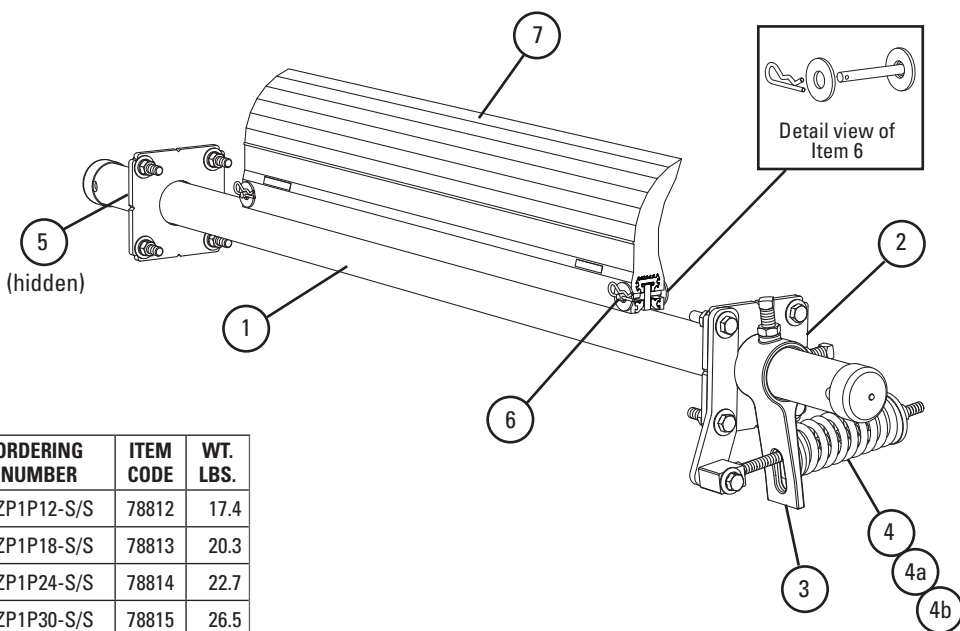
### Specifications:

- Maximum Belt Speed .....700 FPM (3.5m/s)
- Temperature Rating .....-30°F to 180°F (-35°C to 82°C)
- Minimum Pulley Diameter .....10" (250mm)
- Blade Height .....7-1/4" (185mm)
- Usable Blade Wear Length .....4" (100mm)
- Blade Material.....Polyurethane (chemical resistant/ food grade)
- Available for Belt Widths.....12" to 60" (300 to 1500mm)
- CEMA Cleaner Rating.....Class 2

U.S. Patent No. D482,508S

# Replacement Parts List

## EZP1 Stainless Steel Precleaner with White ConShear™ Blade



### Replacement Parts

REF	DESCRIPTION	ORDERING NUMBER	ITEM CODE	WT. LBS.
1	12" (300mm) SS Pole	EZP1P12-S/S	78812	17.4
	18" (450mm) SS Pole	EZP1P18-S/S	78813	20.3
	24" (600mm) SS Pole	EZP1P24-S/S	78814	22.7
	30" (750mm) SS Pole	EZP1P30-S/S	78815	26.5
	36" (900mm) SS Pole	EZP1P36-S/S	78816	30.4
	42" (1050mm) SS Pole	EZP1P42-S/S	78817	32.7
	48" (1200mm) SS Pole	EZP1P48-S/S	78818	35.3
	54" (1350mm) SS Pole	EZP1P54-S/S	78819	39.2
	60" (1500mm) SS Pole	EZP1P60-S/S	78820	43.3
	72" (1800mm) SS Pole	EZP1P72-S/S	78821	48.2
2	SS Mounting Plate Kit* (2 ea.)	EZP1MPK-S/S	78923	7.7
3	SS Torque Arm Kit* (1 ea.)	ESTAK-EST-S/S	78849	3.6
4	SS Tension Spring - Purple	QMTS-P-S/S	77450	1.0
4a	SS Tension Spring - White	QMTS-W-S/S	77451	1.2
4b	SS Tension Spring - Gold	QMTS-G-S/S	77452	1.4
5	SS Pole Lock* (1 ea.)	EZP1PL-S/S	78848	1.1
-	SS EST Tensioner - Purple* for blade widths 12" - 28" (300 - 700mm) (includes 1 each items 2, 3, 4)	EST-P-S/S	78808	7.7
-	SS EST Tensioner - White* for blade widths 34" - 52" (850 - 1300mm) (includes 1 each items 2, 3, 4a)	EST-W-S/S	78809	7.9
-	SS EST Tensioner - Gold* for blade widths 58" - 70" (1450 - 1750mm) (includes 1 each items 2, 3, 4b)	EST-G-S/S	78810	8.1
6	Blade Pin (1 ea.)	MSPBPK-S/S	77583	0.1

\*Hardware Included

### Spring Tensioner Selection Chart

Cleaner Blade Width	78808 EST-P-S/S	78809 EST-W-S/S	78810 EST-G-S/S
ConShear 12" - 28" (300 - 700mm)	X		
ConShear 34" - 52" (850 - 1300mm)		X	
ConShear 58" - 70" (1450 - 1750mm)			X

For best results use Flexco Genuine Replacement Blades and Parts.

U.S. Patent No. D482,508S

# Product Ordering Information

## EZP-LS Limited Space Precleaner

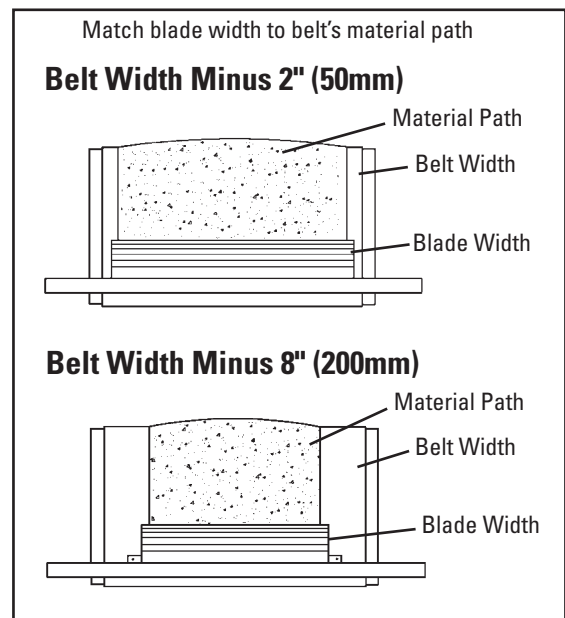


### EZP-LS Precleaner Belt Width Minus 2" (50mm)

BELT WIDTH		BLADE WIDTH		ORDERING NUMBER	ITEM CODE	WT. LBS.
in.	mm	in.	mm			
12	300	10	250	EZP-LS212	77127	24.8
18	450	16	400	EZP-LS218	77128	28.2
24	600	22	550	EZP-LS224	77129	31.7
30	750	28	700	EZP-LS230	77130	35.1
36	900	34	850	EZP-LS236	77131	38.6
42	1050	40	1000	EZP-LS242	77132	42.0
48	1200	46	1150	EZP-LS248	77133	45.5
54	1350	52	1300	EZP-LS254	77134	48.9
60	1500	58	1450	EZP-LS260	77135	52.5

### EZP-LS Precleaner Belt Width Minus 8" (200mm)

BELT WIDTH		BLADE WIDTH		ORDERING NUMBER	ITEM CODE	WT. LBS.
in.	mm	in.	mm			
18	450	10	250	EZP-LS818	77136	27.0
24	600	16	400	EZP-LS824	77137	30.4
30	750	22	550	EZP-LS830	77138	33.9
36	900	28	700	EZP-LS836	77139	37.3
42	1050	34	850	EZP-LS842	77140	40.8
48	1200	40	1000	EZP-LS848	77141	44.2
54	1350	46	1150	EZP-LS854	77142	47.7
60	1500	52	1300	EZP-LS860	77143	51.2



### Product Notes:

- For optimal cleaning and reduced blade retensioning maintenance, the cleaner blade width should be sized to fit the material path of the belt. The material path is typically 2/3 of the belt width.
- Each cleaner can be retrofitted with three replacement blade sizes (belt width minus 2" (50mm), minus 8" (200mm), or minus 14" (350mm).
- Comes complete with universal mounting plates and tensioner.
- Visual tension check. No guesswork on blade tensioning. Simply measure the spring, check label on tensioner and turn adjusting nut to restore optimal tension.
- Visual blade wear check. Tensioner has built-in gauge to monitor blade wear.
- Works with mechanical splices. Polyurethane blade glides over splices.
- Compatible with reversing belts.
- For replacement parts see the EZP-LS Parts List on page 28.
- For applications requiring longer pole lengths, go to the minus 8" (200mm) chart and select the cleaner one belt width size larger. This will provide a pole 6" (150mm) longer and a blade size of belt width minus 2" (50mm).

U.S. Patent No. D482,508S (blade)

Patent Pending (tensioner)

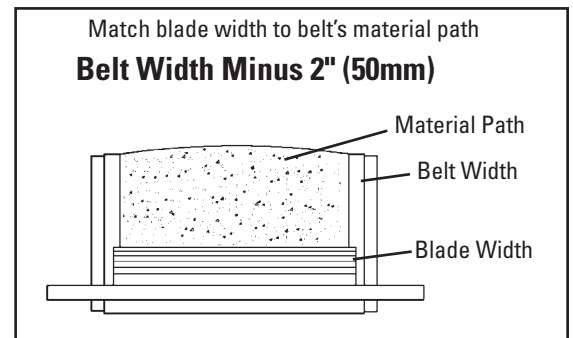
# Product Ordering Information

## High Temp EZP-LS Limited Space Precleaner



### EZP-LS High-Temp Precleaner Belt Width Minus 2" (50mm)

BELT WIDTH		BLADE WIDTH		ORDERING NUMBER	ITEM CODE	WT. LBS.
in.	mm	in.	mm			
12	300	10	250	EZP-LS212HT	77746	24.8
18	450	16	400	EZP-LS218HT	77747	28.2
24	600	22	550	EZP-LS224HT	77748	31.7
30	750	28	700	EZP-LS230HT	77749	35.1
36	900	34	850	EZP-LS236HT	77750	38.6
42	1050	40	1000	EZP-LS242HT	77751	42.0
48	1200	46	1150	EZP-LS248HT	77752	45.5
54	1350	52	1300	EZP-LS254HT	77753	48.9
60	1500	58	1450	EZP-LS260HT	77754	52.5



### Product Notes:

- The high-temp ConShear LS works in temperatures up to 275°F (135°C) with spikes to 325°F (164°C).
- Each cleaner can be retrofitted with three replacement blade sizes (belt width minus 2" (50mm), minus 8" (200mm), or minus 14" (350mm).
- Comes complete with universal mounting plates and tensioner.
- Visual tension check. No guesswork on blade tensioning. Simply measure the spring, check label on tensioner and turn adjusting nut to restore optimal tension.
- Visual blade wear check. Tensioner has built-in gauge to monitor blade wear.
- Works with mechanical splices. Polyurethane blade glides over splices.
- Compatible with reversing belts.
- For replacement parts see the EZP-LS Parts List on page 28.

U.S. Patent No. D482,508S (blade)  
Patent Pending (tensioner)

# ConShear™ LS Replacement Blades

**EZP-LS**  
*Limited Space Precleaner*



## Blade Width Selection

BELT WIDTH		BELT WIDTH - 2" (50mm)		BELT WIDTH - 8" (200mm)		BELT WIDTH - 14" (350mm)	
in.	mm	in.	mm	in.	mm	in.	mm
12	300	10	250	N/A	N/A	N/A	N/A
18	450	16	400	10	250	N/A	N/A
24	600	22	550	16	400	10	250
30	750	28	700	22	550	16	400
36	900	34	850	28	700	22	550
42	1050	40	1000	34	850	28	700
48	1200	46	1150	40	1000	34	850
54	1350	52	1300	46	1150	40	1000
60	1500	58	1450	52	1300	46	1150

## Replacement ConShear™ -LS High-Temp Blades

BLADE WIDTH		ORDERING NUMBER	ITEM CODE	WT. LBS.
in.	mm			
10	250	CRB-LS10HT	77551	2.1
16	400	CRB-LS16HT	77552	3.3
22	550	CRB-LS22HT	77553	4.6
28	700	CRB-LS28HT	77554	5.8
34	850	CRB-LS34HT	77555	7.1
40	1000	CRB-LS40HT	77556	8.3
46	1150	CRB-LS46HT	77557	9.6
52	1300	CRB-LS52HT	77558	10.8
58	1450	CRB-LS58HT	77559	12.1

Other blade sizes available upon request.

## Replacement ConShear™-LS Blades

BLADE WIDTH		ORDERING NUMBER	ITEM CODE	WT. LBS.
in.	mm			
10	250	CRB-LS10	77088	2.1
16	400	CRB-LS16	77089	3.3
22	550	CRB-LS22	77090	4.6
28	700	CRB-LS28	77091	5.8
34	850	CRB-LS34	77092	7.1
40	1000	CRB-LS40	77093	8.3
46	1150	CRB-LS46	77094	9.6
52	1300	CRB-LS52	77095	10.8
58	1450	CRB-LS58	77096	12.1

Other blade sizes available upon request.

## Replacement ConShear™-LS White Blades (Chemical Resistant/Food Grade) ‡

BLADE WIDTH		ORDERING NUMBER	ITEM CODE	WT. LBS.
in.	mm			
10	250	CRB-LS10W	77097	2.1
16	400	CRB-LS16W	77098	3.3
22	550	CRB-LS22W	77099	4.6
28	700	CRB-LS28W	77100	5.8
34	850	CRB-LS34W	77101	7.1
40	1000	CRB-LS40W	77102	8.3
46	1150	CRB-LS46W	77103	9.6
52	1300	CRB-LS52W	77104	10.8
58	1450	CRB-LS58W	77105	12.1

Other blade sizes available upon request.

‡ All ingredients used in the polyurethane formulation of this blade comply with the relevant requirements of 21 CFR (FDA Code of Federal Regulations) for use in repeated bulk dry food applications

## Product Notes:

- Take blade width and ordering number from the worn blade and use the Replacement Blade Chart.
- For optimal cleaning and reduced blade retensioning maintenance, the cleaner blade width should be sized to fit the material path of the belt. The material path is typically 2/3 of the belt width.
- The ConShear™ blade has a faceted profile that renews the cleaning edge as it wears.
- Visual tension check. No guesswork on blade tensioning. Simply measure the spring, check label on tensioner and turn adjusting nut to restore optimal tension.
- ConShear blades are made of a special long-wearing polyurethane.
- A molded-in blade wear line indicates when the blade is worn out and needs to be replaced.
- Blade replacement is quick. Pull one pin, remove the old blade and slide the new one in.

U.S. Patent No. D482,508S (blade)

Patent Pending (tensioner)

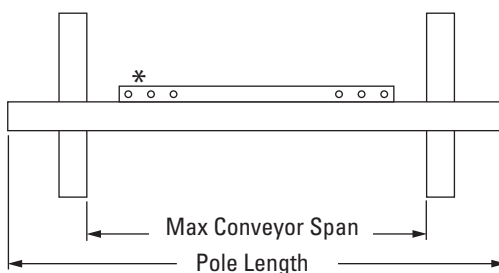


# Specifications & Guidelines

## Pole Length Specifications

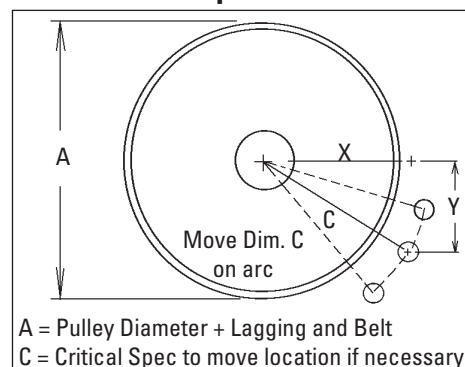
CLEANER SIZE		POLE LENGTH		MAXIMUM CONVEYOR SPAN	
in.	mm	in.	mm	in.	mm
12	300	42	1050	37	925
18	450	48	1200	43	1075
24	600	54	1350	49	1225
30	750	60	1500	55	1375
36	900	66	1650	61	1525
42	1050	72	1800	67	1675
48	1200	78	1950	73	1825
54	1350	88	2200	83	2075
60	1500	94	2350	89	2225

Pole Diameter - 1-7/8" (48mm)



\*Each pole size can be used with a blade size either belt width minus 2" (50mm), belt width minus 8" (200mm), or belt width minus 14" (350mm).

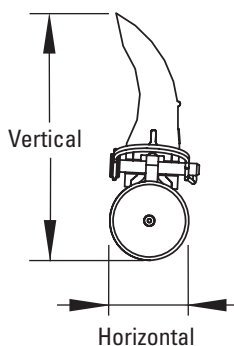
## Pole Location Specs



A = Pulley Diameter + Lagging and Belt  
C = Critical Spec to move location if necessary

## Clearance Guidelines for Installation

HORIZONTAL CLEARANCE REQUIRED		VERTICAL CLEARANCE REQUIRED	
in.	mm	in.	mm
3	75	6 1/2	165

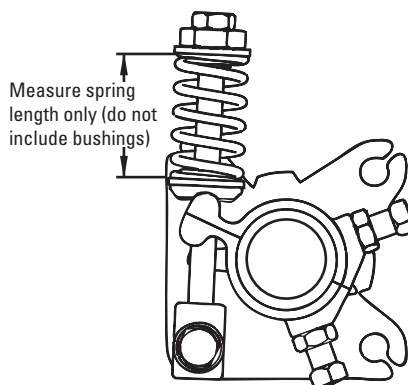


## Spring Length Chart

EZP-LS w/Purple or Yellow Blade

BLADE WIDTH		PURPLE SPRING		WHITE SPRING		SILVER SPRING	
in.	mm	in.	mm	in.	mm	in.	mm
10	250	2	51	N/A	N/A	N/A	N/A
16	400	1 5/8	48	2 1/8	54	N/A	N/A
22	550	N/A	N/A	2	51	N/A	N/A
28	700	N/A	N/A	1 7/8	48	N/A	N/A
34	850	N/A	N/A	1 3/4	44	N/A	N/A
40	1000	N/A	N/A	1 1/2	38	N/A	N/A
46	1150	N/A	N/A	1 3/8	35	2	51
52	1300	N/A	N/A	N/A	N/A	2	51
58	1450	N/A	N/A	N/A	N/A	1 7/8	48

Shading indicates preferred spring option



## Pole Location Chart - Imperial

A	X	Y	C
6"	2 5/8"	5 1/2"	6 1/8"
7"	3 1/4"	5 1/2"	6 3/8"
8"	3 7/8"	5 1/2"	6 3/4"
9"	4 3/8"	5 1/2"	7"
10"	5"	5 1/2"	7 3/8"
11"	5 1/2"	5 1/2"	7 3/4"
12"	6 1/8"	5 1/2"	8 1/4"
13"	6 5/8"	5 1/2"	8 5/8"
14"	7 1/8"	5 1/2"	9"
15"	7 5/8"	5 1/2"	9 3/8"
16"	8 1/4"	5 1/2"	9 7/8"
17"	8 3/4"	5 1/2"	10 3/8"
18"	9 1/4"	5 1/2"	10 3/4"
19"	9 3/4"	5 1/2"	11 1/4"
20"	10 1/4"	5 1/2"	11 5/8"
21"	10 3/4"	5 1/2"	12 1/8"
22"	11 1/4"	5 1/2"	12 1/2"

## Pole Location Chart - Metric

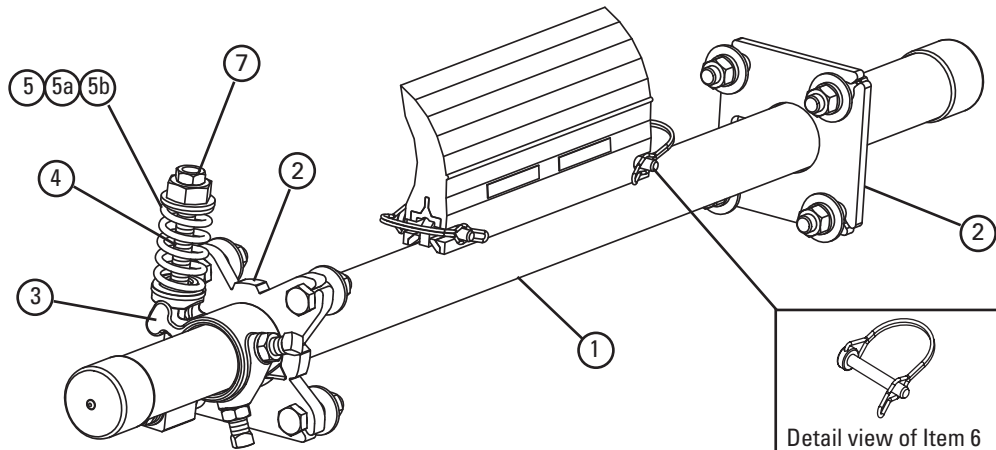
A	X	Y	C
150	65	140	150
175	81	140	155
200	96	140	162
225	109	140	171
250	125	140	179
275	138	140	189
300	153	140	198
325	166	140	209
350	178	140	219
375	191	140	229
400	206	140	239
425	219	140	252
450	231	140	263
475	244	140	273
500	256	140	284
525	269	140	295
550	281	140	307

## Specifications:

- Maximum Belt Speed ..... 500 FPM (2.5m/s)
- Temperature Rating (ConShear, ConShear White)..... -30°F to 180°F (-35°C to 82°C)
- Temperature Rating (ConShear High Temp)..... Up to 275°F (135°C) with spikes to 325°F (164°C)
- Minimum Pulley Diameter ..... 6" (150mm)
- Blade Height ..... 4.5" (115mm)
- Usable Blade Wear Length ..... 2-3/8" (60mm)
- Blade Material..... Polyurethane (proprietary blend for abrasion resistance and long wear)
- Available for Belt Widths..... 12" to 60" (300 to 1500mm)
- CEMA Cleaner Rating..... Class 2

# Replacement Parts List

## EZP-LS Limited Space Precleaner



### Replacement Parts

REF	DESCRIPTION	ORDERING NUMBER	ITEM CODE	WT. LBS.
1	12" (300mm) Pole	LSP12	77070	13.3
	18" (450mm) Pole	LSP18	77071	15.5
	24" (600mm) Pole	LSP24	77072	17.7
	30" (750mm) Pole	LSP30	77073	19.9
	36" (900mm) Pole	LSP36	77074	22.1
	42" (1050mm) Pole	LSP42	77075	24.3
	48" (1200mm) Pole	LSP48	77076	26.5
	54" (1350mm) Pole	LSP54	77077	28.7
	60" (1500mm) Pole	LSP60	77078	31.0
2	Mounting Plate Kit* (incl. 1 tensioner mounting plate and 1 pole mounting plate)	LSTMPK	77366	3.6
3	Torque Arm Kit* (1 ea.)	LST-TAK	77120	1.4
4	Pivot Block/Rod Kit* (1 ea.)	LSTPB-RK	77367	.8
5	Tension Spring - Purple (1 ea.) for blades 10"-16" (250-400mm)	LS-SPK	77365	.2
5a	Tension Spring - White (1 ea.) for blades 22" - 46" (550 - 1150mm)	LS-SW	77117	.3
5b	Tension Spring - Silver (1 ea.) for blades 52" - 58" (1300 - 1450mm)	LS-SS	77118	.3
6	LS Blade Pin (1 ea.)	LS-BP	77114	.1
7	Jam Nut Kit LST Tensioner	JNK-B	79892	.3
-	LST Spring Tensioner* - Purple incl. 1 tensioner mounting plate and 1 ea. items 3, 4 & 5 for blades 10"-16" (250-400mm)	LST-P	77121	7.5
-	LST Spring Tensioner* - White incl. 1 tensioner mounting plate and 1 ea. items 3, 4 & 5a for blades 22" - 46" (550 - 1150mm)	LST-W	77122	7.6
-	LST Spring Tensioner* - Silver incl. 1 tensioner mounting plate and 1 ea. items 3, 4 & 5b for blades 52" - 58" (1300 - 1450mm)	LST-S	77123	7.6

Hardware Included

### For Arch/Gordon Mini-Saber Blades

BELT WIDTH		BLADE WIDTH		ORDERING NUMBER	ITEM CODE	ARCH/GORDON PART NUMBER	WT. LBS.
in.	mm	in.	mm				
18	450	16	400	RBAGM-16	77106	MRBMN00018	3.3
24	600	22	550	RBAGM-22	77107	MRBMN00024	4.6
30	750	28	700	RBAGM-28	77108	MRBMN00030	5.8
36	900	34	850	RBAGM-34	77109	MRBMN00036	7.1
42	1050	40	1000	RBAGM-40	77110	MRBMN00042	8.3
48	1200	46	1150	RBAGM-46	77111	MRBMN00048	9.6

Additional sizes are available upon request. Call for pricing.

### Spring Tensioner Selection Chart

CLEANER BLADE WIDTH	77121 Purple	77122 White	77123 Silver
ConShear-LS 10" - 16" (250 - 400mm)	X		
ConShear-LS 22" - 46" (550 - 1150mm)		X	
ConShear-LS 52" - 58" (1300 - 1450mm)			X

U.S. Patent No. D482,508S (blade)  
Patent Pending (tensioner)

For best results use Flexco Genuine  
Replacement Blades and Parts.



# Product Ordering Information

## EZP-LS Stainless Steel Limited Space Precleaner with White ConShear™ LS Blade

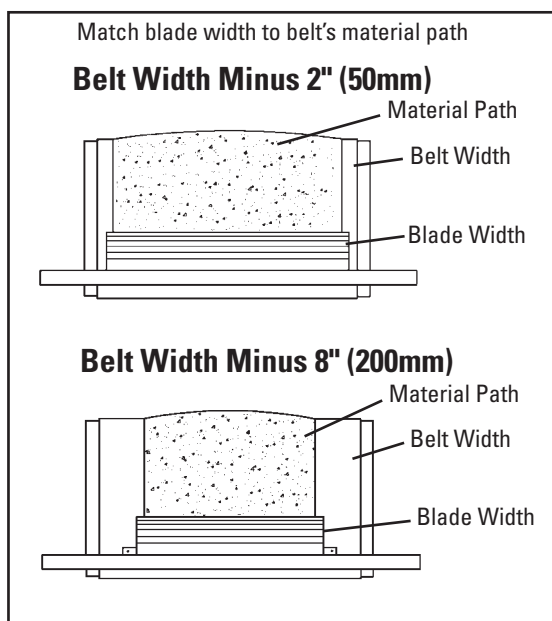


### EZP-LS Stainless Steel Precleaner with White ConShear™ LS Blade Belt Width Minus 2" (50mm)

BELT WIDTH		BLADE WIDTH		ORDERING NUMBER	ITEM CODE	WT. LBS.
in.	mm	in.	mm			
12	300	10	250	CLSFG-212	77144	24.8
18	450	16	400	CLSFG-218	77145	28.2
24	600	22	550	CLSFG-224	77146	31.7
30	750	28	700	CLSFG-230	77147	35.1
36	900	34	850	CLSFG-236	77148	38.6
42	1050	40	1000	CLSFG-242	77149	42.0
48	1200	46	1150	CLSFG-248	77150	45.5
54	1350	52	1300	CLSFG-254	77151	48.9
60	1500	58	1450	CLSFG-260	77152	52.5

### EZP-LS Stainless Steel Precleaner with White ConShear™ LS Blade Belt Width Minus 8" (200mm)

BELT WIDTH		BLADE WIDTH		ORDERING NUMBER	ITEM CODE	WT. LBS.
in.	mm	in.	mm			
18	450	10	250	CLSFG-818	77153	27.0
24	600	16	400	CLSFG-824	77154	30.4
30	750	22	550	CLSFG-830	77155	33.9
36	900	28	700	CLSFG-836	77156	37.3
42	1050	34	850	CLSFG-842	77157	40.8
48	1200	40	1000	CLSFG-848	77158	44.2
54	1350	46	1150	CLSFG-854	77159	47.7
60	1500	52	1300	CLSFG-860	77160	51.2



### Product Notes:

- White food-grade ConShear Precleaner is chemical resistant and all ingredients used in polyurethane formulation comply with the relevant requirements of 21 CFR (FDA Code of Federal Regulations) for use in repeated bulk dry food applications.
- For optimal cleaning and reduced blade retensioning maintenance, the cleaner blade width should be sized to fit the material path of the belt. The material path is typically 2/3 of the belt width.
- Each cleaner can be retrofitted with three replacement blade sizes (belt width -2" (50mm), -8" (200mm), or -14" (350mm)).
- Comes complete with universal mounting plates and tensioner(s).
- Visual tension check. No guesswork on blade tensioning. Simply measure the spring, check label on tensioner and turn adjusting nut to restore optimal tension.
- Visual blade wear check. Tensioner has built-in gauge to monitor blade wear.
- Works with mechanical splices. Polyurethane blade glides over splices.
- Compatible with reversing belts.
- For replacement parts see the EZP-LS SS Parts List on page 32.
- For applications requiring longer pole lengths, go to the minus 8" (200mm) chart and select the cleaner one belt width size larger. This will provide a pole 6" (150mm) longer and a blade size of belt width minus 2" (50mm).

U.S. Patent No. D482,508S (blade)  
Patent Pending (tensioner)

# ConShear™ LS Replacement Blades

**EZP-LS**  
*Limited Space Precleaner*

## Blade Width Selection

BELT WIDTH		BELT WIDTH - 2" (50mm)		BELT WIDTH - 8" (200mm)		BELT WIDTH - 14" (350mm)	
in.	mm	in.	mm	in.	mm	in.	mm
12	300	10	250	N/A	N/A	N/A	N/A
18	450	16	400	10	250	N/A	N/A
24	600	22	550	16	400	10	250
30	750	28	700	22	550	16	400
36	900	34	850	28	700	22	550
42	1050	40	1000	34	850	28	700
48	1200	46	1150	40	1000	34	850
54	1350	52	1300	46	1150	40	1000
60	1500	58	1450	52	1300	46	1150



## Replacement ConShear™-LS White Blades (Chemical Resistant/Food Grade) ‡

BLADE WIDTH		ORDERING NUMBER	ITEM CODE	WT. LBS.
in.	mm			
10	250	CRB-LS10W	77097	2.1
16	400	CRB-LS16W	77098	3.3
22	550	CRB-LS22W	77099	4.6
28	700	CRB-LS28W	77100	5.8
34	850	CRB-LS34W	77101	7.1
40	1000	CRB-LS40W	77102	8.3
46	1150	CRB-LS46W	77103	9.6
52	1300	CRB-LS52W	77104	10.8
58	1450	CRB-LS58W	77105	12.1

Other blade sizes available upon request.

‡ All ingredients used in the polyurethane formulation of this blade comply with the relevant requirements of 21 CFR (FDA Code of Federal Regulations) for use in repeated bulk dry food applications

## Replacement ConShear™-LS Blades

BLADE WIDTH		ORDERING NUMBER	ITEM CODE	WT. LBS.
in.	mm			
10	250	CRB-LS10	77088	2.1
16	400	CRB-LS16	77089	3.3
22	550	CRB-LS22	77090	4.6
28	700	CRB-LS28	77091	5.8
34	850	CRB-LS34	77092	7.1
40	1000	CRB-LS40	77093	8.3
46	1150	CRB-LS46	77094	9.6
52	1300	CRB-LS52	77095	10.8
58	1450	CRB-LS58	77096	12.1

Other blade sizes available upon request.

## Replacement ConShear™-LS High-Temp Blades

BLADE WIDTH		ORDERING NUMBER	ITEM CODE	WT. LBS.
in.	mm			
10	250	CRB-LS10HT	77551	2.1
16	400	CRB-LS16HT	77552	3.3
22	550	CRB-LS22HT	77553	4.6
28	700	CRB-LS28HT	77554	5.8
34	850	CRB-LS34HT	77555	7.1
40	1000	CRB-LS40HT	77556	8.3
46	1150	CRB-LS46HT	77557	9.6
52	1300	CRB-LS52HT	77558	10.8
58	1450	CRB-LS58HT	77559	12.1

Other blade sizes available upon request.

## Product Notes:

- Take blade width and ordering number from the worn blade and use the Replacement Blade Chart.
- For optimal cleaning and reduced blade retensioning maintenance, the cleaner blade width should be sized to fit the material path of the belt. The material path is typically 2/3 of the belt width.
- The ConShear™ blade has a faceted profile that renews the cleaning edge as it wears.
- Visual tension check. No guesswork on blade tensioning. Simply measure the spring, check label on tensioner and turn adjusting nut to restore optimal tension.
- ConShear blades are made of a special long-wearing polyurethane.
- A molded-in blade wear line indicates when the blade is worn out and needs to be replaced.
- Blade replacement is quick. Pull one pin, remove the old blade and slide the new one in.

U.S. Patent No. D482,508S (blade)

Patent Pending (tensioner)

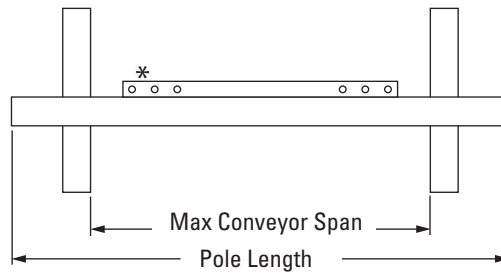
# Specifications & Guidelines

## EZP-LS Stainless Steel Limited Space Precleaner with White ConShear™ LS Blade

### Pole Length Specifications

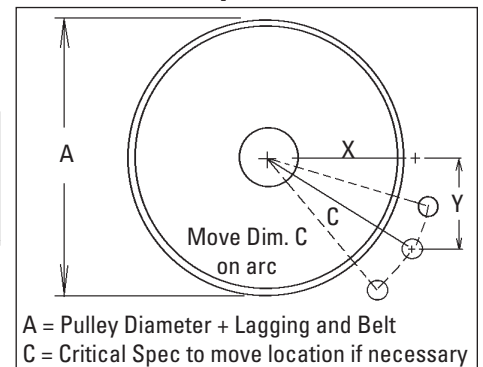
CLEANER SIZE		POLE LENGTH		MAXIMUM CONVEYOR SPAN	
in.	mm	in.	mm	in.	mm
12	300	42	1050	37	925
18	450	48	1200	43	1075
24	600	54	1350	49	1225
30	750	60	1500	55	1375
36	900	66	1650	61	1525
42	1050	72	1800	67	1675
48	1200	78	1950	73	1825
54	1350	88	2200	83	2075
60	1500	94	2350	89	2225

Pole Diameter - 1-7/8" (48mm)



\*Each pole size can be used with a blade size either belt width minus 2" (50mm), belt width minus 8" (200mm), or belt width minus 14" (350mm).

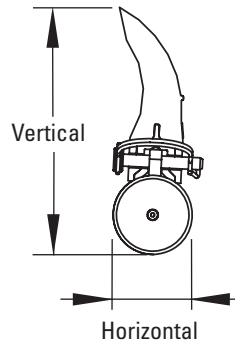
### Pole Location Specs



A = Pulley Diameter + Lagging and Belt  
C = Critical Spec to move location if necessary

### Clearance Guidelines for Installation

HORIZONTAL CLEARANCE REQUIRED		VERTICAL CLEARANCE REQUIRED	
in.	mm	in.	mm
3	75	6 1/2	165



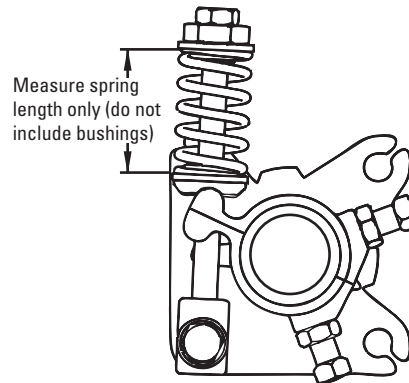
### Pole Location Chart - Imperial

A	X	Y	C
6"	2 5/8"	5 1/2"	6 1/8"
7"	3 1/4"	5 1/2"	6 3/8"
8"	3 7/8"	5 1/2"	6 3/4"
9"	4 3/8"	5 1/2"	7"
10"	5"	5 1/2"	7 3/8"
11"	5 1/2"	5 1/2"	7 3/4"
12"	6 1/8"	5 1/2"	8 1/4"
13"	6 5/8"	5 1/2"	8 5/8"
14"	7 1/8"	5 1/2"	9"
15"	7 5/8"	5 1/2"	9 3/8"
16"	8 1/4"	5 1/2"	9 7/8"
17"	8 3/4"	5 1/2"	10 3/8"
18"	9 1/4"	5 1/2"	10 3/4"
19"	9 3/4"	5 1/2"	11 1/4"
20"	10 1/4"	5 1/2"	11 5/8"
21"	10 3/4"	5 1/2"	12 1/8"
22"	11 1/4"	5 1/2"	12 1/2"

### Spring Length Chart

BLADE WIDTH		BLACK SPRING		WHITE SPRING		DUAL WHITE SPRINGS	
in.	mm	in.	mm	in.	mm	in.	mm
10	250	3 1/2	89	3 3/4	95	3 7/8	98
16	400	3 1/4	83	3 5/8	92	3 7/8	98
22	550	2 7/8	73	3 1/2	89	3 3/4	95
28	700	2 5/8	67	3 3/8	86	3 3/4	95
34	850	N/A	N/A	3 1/4	83	3 5/8	92
40	1000	N/A	N/A	3 1/8	79	3 5/8	92
46	1150	N/A	N/A	3	76	3 1/2	89
52	1300	N/A	N/A	N/A	N/A	3 1/2	89
58	1450	N/A	N/A	N/A	N/A	3 3/8	86

Shading indicates preferred spring option



### Pole Location Chart - Metric

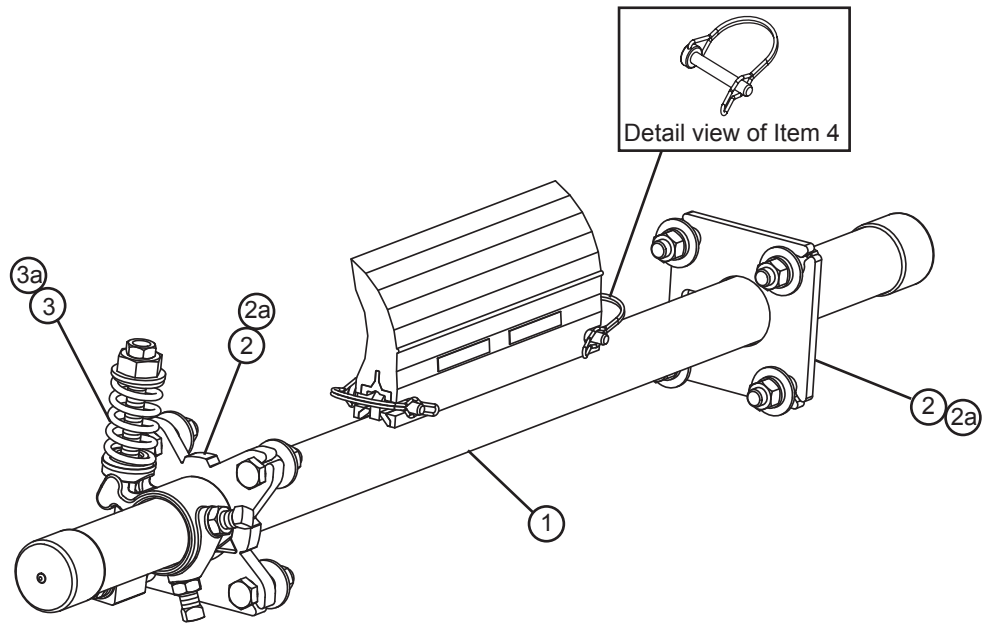
A	X	Y	C
150	65	140	150
175	81	140	155
200	96	140	162
225	109	140	171
250	125	140	179
275	138	140	189
300	153	140	198
325	166	140	209
350	178	140	219
375	191	140	229
400	206	140	239
425	219	140	252
450	231	140	263
475	244	140	273
500	256	140	284
525	269	140	295
550	281	140	307

### Specifications:

- Maximum Belt Speed ..... 500 FPM (2.5m/s)
- Temperature Rating (ConShear, ConShear White)..... -30°F to 180°F (-35°C to 82°C)
- Temperature Rating (ConShear High Temp)..... Up to 275°F (135°C) with spikes to 325°F (164°C)
- Minimum Pulley Diameter ..... 6" (150mm)
- Blade Height ..... 4.5" (115mm)
- Usable Blade Wear Length ..... 2-3/8" (60mm)
- Blade Material (ConShear White)..... Polyurethane (chemical resistant/food grade)
- Available for Belt Widths..... 12" to 60" (300 to 1500mm)
- CEMA Cleaner Rating..... Class 2

# Replacement Parts List

## EZP-LS Stainless Steel Limited Space Precleaner with White ConShear™ LS Blade



### Replacement Parts

REF	DESCRIPTION	ORDERING NUMBER	ITEM CODE	WT. LBS.
1	12" (300mm) SS Pole	LSP12-S/S	77079	13.3
	18" (450mm) SS Pole	LSP18-S/S	77080	15.5
	24" (600mm) SS Pole	LSP24-S/S	77081	17.7
	30" (750mm) SS Pole	LSP30-S/S	77082	19.9
	36" (900mm) SS Pole	LSP36-S/S	77083	22.1
	42" (1050mm) SS Pole	LSP42-S/S	77084	24.3
	48" (1200mm) SS Pole	LSP48-S/S	77085	26.5
	54" (1350mm) SS Pole	LSP54-S/S	77086	28.7
	60" (1500mm) SS Pole	LSP60-S/S	77087	31.0
2	SS Mounting Plate Kit (10"-46"/250-1150mm)* (incl. 1 tensioner mounting plate and 1 pole mounting plate)	LSTMPK-S/S	78933	3.6
2a	SS Mounting Plate Kit (52"+/1300mm+)* (incl. 2 tensioner mounting plates)	LSTMPK2-S/S	78462	7.2
3	Tension Spring - Black (1 ea.) for blades 10"-28" (250-700mm)	CTS-B-S/S	78387	.2
3a	Tension Spring - White (1 ea.) for blades 34" - 70" (850 - 1750mm)	LS-SW-S/S	78850	.3
4	SS LS Blade Pin (1 ea.)	LS-BP-S/S	77115	.1
-	SS LST Spring Tensioner* - Black incl. 1 ea. items 2 & 3 for blades 10"-28" (250 - 700mm)	LST-B-S/S	77124	7.5
-	SS LST Spring Tensioner* - White incl. 1 ea. items 2 & 3a for blades 34" - 46" (850 - 1150mm)	LST-W-S/S	77125	7.6
-	SS LST Spring Tensioner* - White (dual) incl. 1 ea. item 2a and 2 ea. item 3a for blades 52" - 70" (1300 - 1750mm)	LST-W-S/S-2	77126	15.2

\*Hardware Included

### Spring Tensioner Selection Chart

CLEANER BLADE WIDTH	77124 Black (single)	77125 White (single)	77126 White (dual)
Food Grade-LS 10" - 28" (250 - 700mm)	X		
Food Grade-LS 34" - 46" (850 - 1150mm)		X	
Food Grade-LS 52" - 70" (1300 - 1750mm)			X

For best results use Flexco Genuine Replacement Blades and Parts.

# Product Ordering Information

## MSP Standard Mine-Duty Precleaner

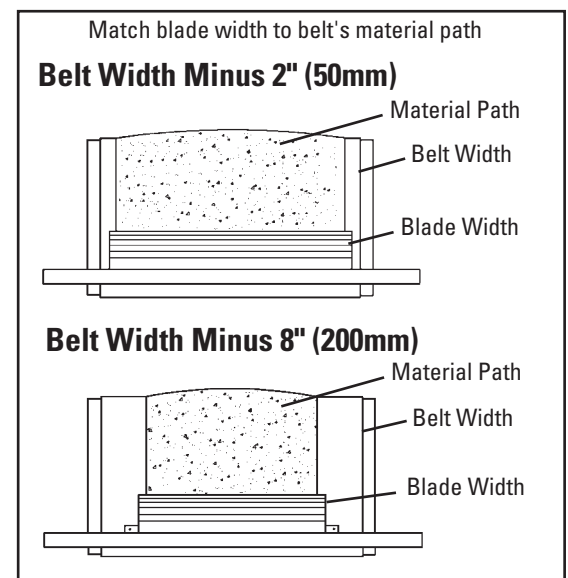


### MSP Standard-Duty Precleaner Belt Width Minus 2" (50mm)

BELT WIDTH		BLADE WIDTH		ORDERING NUMBER	ITEM CODE	WT. LBS.
in.	mm	in.	mm			
24	600	22	550	MSP-224	75787	83.4
30	750	28	700	MSP-230	75788	89.6
36	900	34	850	MSP-236	75789	98.2
42	1050	40	1000	MSP-242	75790	106.0
48	1200	46	1150	MSP-248	75791	113.2
54	1350	52	1300	MSP-254	75792	120.0
60	1500	58	1450	MSP-260	75793	125.7
72	1800	70	1750	MSP-272	75794	140.2
84	2100	82	2050	MSP-284	76796	164.2

### MSP Standard-Duty Precleaner Belt Width Minus 8" (200mm)

BELT WIDTH		BLADE WIDTH		ORDERING NUMBER	ITEM CODE	WT. LBS.
in.	mm	in.	mm			
24	600	16	400	MSP-824	75795	80.6
30	750	22	550	MSP-830	75796	86.9
36	900	28	700	MSP-836	75797	95.5
42	1050	34	850	MSP-842	75798	103.2
48	1200	40	1000	MSP-848	75799	110.5
54	1350	46	1150	MSP-854	75800	117.2
60	1500	52	1300	MSP-860	75801	123.0
72	1800	64	1600	MSP-872	75802	134.7
84	2100	76	1900	MSP-884	76797	160.0



### Product Notes:

- Recommended for standard-duty conveyor applications. For tougher belt applications see the MMP Medium-Duty Precleaner (page 39). For extreme, abusive applications see the MHP Heavy-Duty Precleaner (page 47) or the MHCP Heavy-Duty Cartridge Precleaner (page 54).
  - Material Path Option: Fit the blade width to the belt's material path. The material path is typically the center 2/3 of the belt width. In most cases a blade size of belt width minus 8" (200mm) may be the best solution.
  - Each cleaner pole is retrofittable for three blade sizes (belt width minus 2" (50mm), minus 8" (200mm) or minus 14" (350mm)).
  - Pole Length: Belt width plus 54" (1350mm). For conveyors requiring longer pole lengths, go to the minus 8" (200mm) chart and select the cleaner one belt width size larger. This will provide a pole 6" (150mm) longer and a blade size of belt width minus 2" (50mm).
- For longer requirements see Installation Accessories - Pole Extender Kit (page 131).
- Visual Tension Check: No guesswork on blade tensioning. Measure the spring and adjust to specified length per blade width to restore optimal tensioning.
  - To make cleaner installation easier and quicker, see Optional Mounting Kits (page 131).

U.S. Patent No. D482,508S

# Product Ordering Information

## Stainless Steel MSP Standard Mine-Duty Precleaner

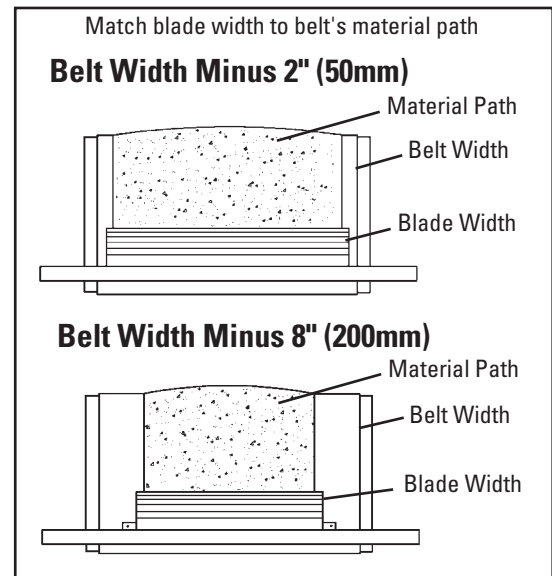


### Stainless Steel MSP Standard-Duty Precleaner Belt Width Minus 2" (50mm)

BELT WIDTH		BLADE WIDTH		ORDERING NUMBER	ITEM CODE	WT. LBS.
in.	mm	in.	mm			
24	600	22	550	MSP-224-S/S	77453	83.4
30	750	28	700	MSP-230-S/S	77454	89.6
36	900	34	850	MSP-236-S/S	77455	98.2
42	1050	40	1000	MSP-242-S/S	77456	106.0
48	1200	46	1150	MSP-248-S/S	77457	113.2
54	1350	52	1300	MSP-254-S/S	77458	120.0
60	1500	58	1450	MSP-260-S/S	77459	125.7
72	1800	70	1750	MSP-272-S/S	77460	140.2
84	2100	82	2050	MSP-284-S/S	77461	164.2

### Stainless Steel MSP Standard-Duty Precleaner Belt Width Minus 8" (200mm)

BELT WIDTH		BLADE WIDTH		ORDERING NUMBER	ITEM CODE	WT. LBS.
in.	mm	in.	mm			
24	600	16	400	MSP-824-S/S	77462	80.6
30	750	22	550	MSP-830-S/S	77463	86.9
36	900	28	700	MSP-836-S/S	77464	95.5
42	1050	34	850	MSP-842-S/S	77465	103.2
48	1200	40	1000	MSP-848-S/S	77466	110.5
54	1350	46	1150	MSP-854-S/S	77467	117.2
60	1500	52	1300	MSP-860-S/S	77468	123.0
72	1800	64	1600	MSP-872-S/S	77470	134.7
84	2100	76	1900	MSP-884-S/S	77471	160.0



### Product Notes:

- Recommended for standard-duty conveyor applications, but in corrosive environments.
  - Material Path Option: Fit the blade width to the belt's material path. The material path is typically the center 2/3 of the belt width. In most cases a blade size of belt width minus 8" (200mm) may be the best solution.
  - Each cleaner pole is retrofittable for three blade sizes (belt width minus 2" (50mm), minus 8" (200mm) or minus 14" (350mm)).
  - Pole Length: Belt width plus 54" (1350mm). For conveyors requiring longer pole lengths, go to the minus 8" chart and select the cleaner one belt width size larger. This will provide a pole 6" (150mm) longer and a blade size of belt width minus 2" (50mm).
- For longer requirements see Installation Accessories - Pole Extender Kit (page 131).
- Visual Tension Check: No guesswork on blade tensioning. Measure the spring and adjust to specified length per blade width to restore optimal tensioning.
  - To make cleaner installation easier and quicker, see Optional Mounting Kits (page 131).

U.S. Patent No. D482,508S




# ConShear™ Replacement Blades

**MSP**  
Standard Mine-Duty Precleaner

## Blade Width Selection

BELT WIDTH		BELT WIDTH - 2" (50mm)		BELT WIDTH - 8" (200mm)		BELT WIDTH - 14" (350mm)	
in.	mm	in.	mm	in.	mm	in.	mm
24	600	22	550	16	400	10	250
30	750	28	700	22	550	16	400
36	900	34	850	28	700	22	550
42	1050	40	1000	34	850	28	700
48	1200	46	1150	40	1000	34	850
54	1350	52	1300	46	1150	40	1000
60	1500	58	1450	52	1300	46	1150
72	1800	70	1750	64	1600	58	1450
84	2100	82	2050	76	1900	70	1750



## Ordering Information ConShear™ Replacement Blades

BLADE WIDTH		ORDERING NUMBER	ITEM CODE	WT. LBS.
in.	mm			
10	250	CRB10	75628	4.6
16	400	CRB16	75629	7.3
22	550	CRB22	75630	10.1
28	700	CRB28	75631	12.8
34	850	CRB34	75632	15.5
40	1000	CRB40	75633	18.3
46	1150	CRB46	75634	21.0
52	1300	CRB52	75635	23.8
58	1450	CRB58	75636	26.5
64	1600	CRB64	75775	29.2
70	1750	CRB70	75773	32.0
76	1900	CRB76	76940	34.7
82	2050	CRB82	76941	37.5

Other blade sizes available upon request.

## Replacement High Temp ConShear™ Blades

(Color Identification: Yellow)

BLADE WIDTH		ORDERING NUMBER	ITEM CODE	WT. LBS.
in.	mm			
10	250	CRB-HT10	76593	4.8
16	400	CRB-HT16	76594	7.6
22	550	CRB-HT22	76595	10.4
28	700	CRB-HT28	76596	13.2
34	850	CRB-HT34	76597	16.2
40	1000	CRB-HT40	76598	19.1
46	1150	CRB-HT46	76599	21.9
52	1300	CRB-HT52	76600	24.8
58	1450	CRB-HT58	76601	27.6
64	1600	CRB-HT64	76602	30.5
70	1750	CRB-HT70	76603	33.4

## Replacement White ConShear™ Blades (Chemical Resistant/Food Grade) ‡

BLADE WIDTH		ORDERING NUMBER	ITEM CODE	WT. LBS.
in.	mm			
10	250	CRB-W10	78471	4.8
16	400	CRB-W16	78472	7.6
22	550	CRB-W22	78473	10.4
28	700	CRB-W28	78474	13.2
34	850	CRB-W34	78475	16.2
40	1000	CRB-W40	78476	19.1
46	1150	CRB-W46	78477	21.9
52	1300	CRB-W52	78478	24.8
58	1450	CRB-W58	78479	27.6

‡ All ingredients used in the polyurethane formulation of this blade comply with the relevant requirements of 21 CFR (FDA Code of Federal Regulations) for use in repeated bulk dry food applications

## Product Notes:

- A molded-in wear line indicates when the blade is worn out and needs to be replaced.
- Faceted blade profile: Renews its cleaning edge as the blade wears.
- ConShear™ blades are made of a special long-wearing polyurethane.
- Quick blade replacement: Pull one pin, remove the old blade and slide the new one in.

U.S. Patent No. D482,508S

# Specifications & Guidelines

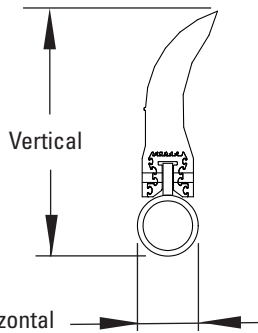
## Pole Length Specifications\*

CLEANER SIZE		POLE LENGTH		MAXIMUM CONVEYOR SPAN	
in.	mm	in.	mm	in.	mm
24	600	78	1950	68	1700
30	750	84	2100	74	1850
36	900	90	2250	80	2000
42	1050	96	2400	86	2150
48	1200	102	2550	92	2300
54	1350	108	2700	98	2450
60	1500	114	2850	104	2600
72	1800	126	3150	116	2900
84	2100	138	3450	128	3200

\*For special extra long pole length requirements, a Pole Extender Kit (#76024) is available that provides 30' (750mm) of extended pole length. See page 131.  
Pole Diameter - 2-7/8" (73mm)

## Clearance Guidelines for Installation

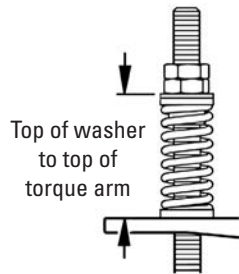
HORIZONTAL CLEARANCE REQUIRED		VERTICAL CLEARANCE REQUIRED	
in.	mm	in.	mm
4	100	10	250



## Spring Length Chart

BLADE WIDTH		PURPLE SPRING		WHITE SPRING		GOLD SPRING	
in.	mm	in.	mm	in.	mm	in.	mm
16	400	5 1/4	133	6 1/4	159	N/A	N/A
22	550	4 3/4	121	6 1/8	156	N/A	N/A
28	700	4 1/8	105	5 7/8	149	N/A	N/A
34	850	N/A	N/A	5 3/4	146	6 1/8	156
40	1000	N/A	N/A	5 5/8	143	6 1/8	156
46	1150	N/A	N/A	5 1/2	140	6	152
52	1300	N/A	N/A	5 3/8	137	5 7/8	149
58	1450	N/A	N/A	5 1/8	130	5 7/8	149
64	1600	N/A	N/A	5	127	5 3/4	146
70	1750	N/A	N/A	4 7/8	124	5 5/8	143
76	1900	N/A	N/A	N/A	N/A	5 5/8	143
82	2050	N/A	N/A	N/A	N/A	5 1/2	140
88	2200	N/A	N/A	N/A	N/A	5 1/4	133
94	2350	N/A	N/A	N/A	N/A	5 1/8	130
100	2500	N/A	N/A	N/A	N/A	5 1/8	130
106	2650	N/A	N/A	N/A	N/A	5	127

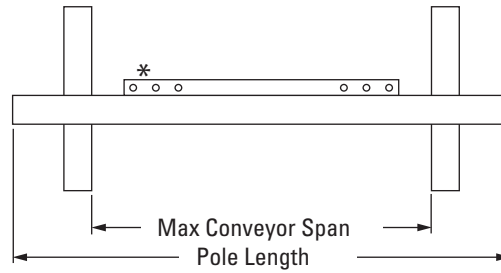
Shading indicates preferred spring option



## Specifications:

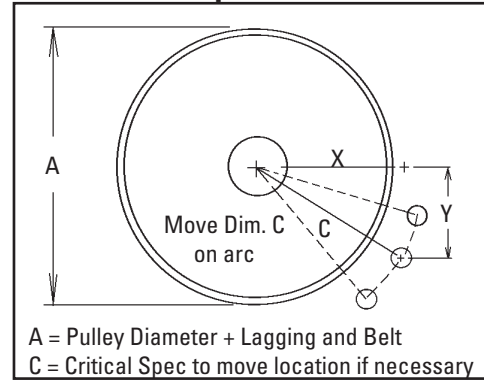
- Maximum Belt Speed .....700 FPM (3.5m/s)
- Temperature Rating (ConShear, ConShear White) ....-30°F to 180°F (-35°C to 82°C)
- Temperature Rating (ConShear High Temp) .....Up to 275°F (135°C) with spikes to 325°F (164°C)
- Minimum Pulley Diameter.....16" (400mm)
- Blade Height.....7-1/4" (185mm)
- Usable Blade Wear Length.....4" (100mm)
- Blade Material .....Polyurethane (proprietary blend for abrasion resistance and long wear)
- Available for Belt Widths .....24" to 84" (600 to 2100mm)
- CEMA Cleaner Rating.....Class 3

U.S. Patent No. D482,508S



\*Each pole size can be used with a blade size either belt width minus 2" (50mm), belt width minus 8" (200mm), or belt width minus 14" (350mm).

## Pole Location Specs



## Pole Location Chart IMPERIAL

A	X	Y	C
16	7 1/8	9	11 1/2
17	7 7/8	9	12
18	8 1/4	9	12 1/4
19	9	9	12 3/4
20	9 3/8	9	13
21	10	9	13 1/2
22	10 3/4	9	14
23	11 3/8	9	14 1/2
24	12	9	15
25	12 5/8	9	15 1/2
26	13 1/4	9	16
27	13 7/8	9	16 1/2
28	14 3/8	9	17
29	15	9	17 1/2
30	15 5/8	9	18
31	16 1/8	9	18 1/2
32	16 3/4	9	19
33	17 1/4	9	19 1/2
34	17 7/8	9	20
35	18 3/8	9	20 1/2
36	19	9	21
37	19 1/2	9	21 1/2
38	20	9	22
39	20 5/8	9	22 1/2
40	21 1/8	9	23
41	21 3/4	9	23 1/2
42	22 1/4	9	24

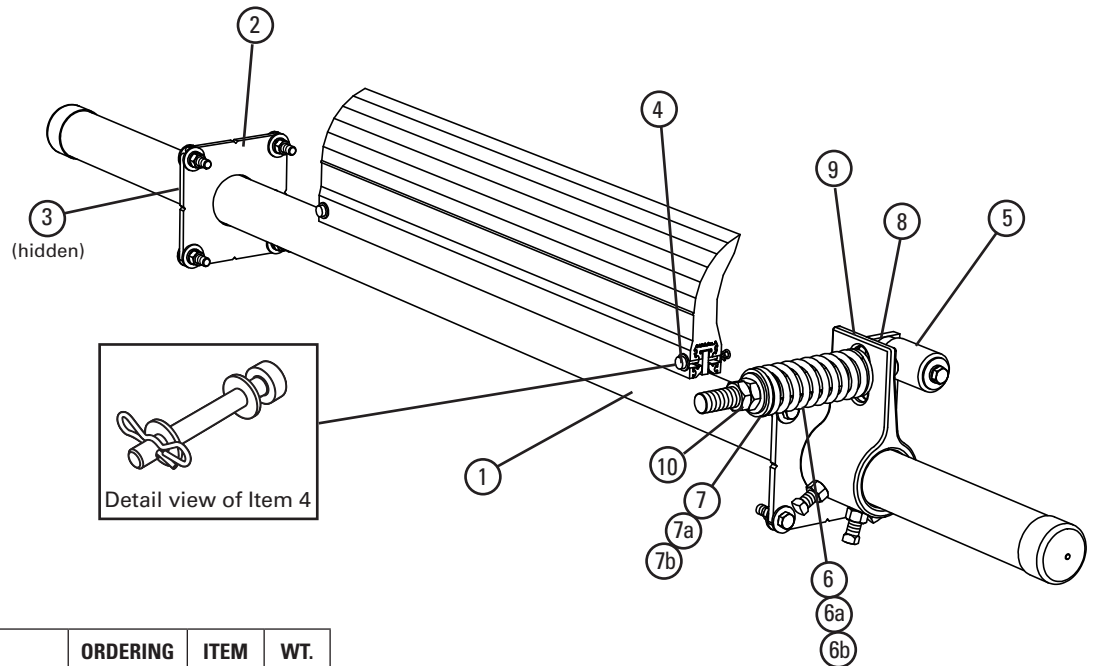
## Pole Location Chart METRIC

A	X	Y	C
450	204	230	308
475	222	230	320
500	232	230	326
525	248	230	338
550	266	230	352
575	282	230	364
600	298	230	376
625	312	230	388
650	330	230	402
675	344	230	414
700	358	230	426
725	372	230	438
750	390	230	452
775	402	230	464
800	416	230	476
825	430	230	488
850	446	230	502
875	460	230	514
900	474	230	526
925	486	230	538
950	502	230	552
975	514	230	564
1000	528	230	576
1025	542	230	588
1050	556	230	602



# Replacement Parts List

**MSP**  
Standard Mine-Duty Precleaner



## Replacement Parts

REF	DESCRIPTION	ORDERING NUMBER	ITEM CODE	WT. LBS.
1	24" (600mm) Pole	MSPP24	75803	42.5
	30" (750mm) Pole	MSPP30	75804	46.0
	36" (900mm) Pole	MSPP36	75805	50.5
	42" (1050mm) Pole	MSPP42	75806	55.5
	48" (1200mm) Pole	MSPP48	75807	60.0
	54" (1350mm) Pole	MSPP54	75808	64.0
	60" (1500mm) Pole	MSPP60	75809	67.0
	72" (1800mm) Pole	MSPP72	75810	76.0
	84" (2100mm) Pole	MSPP84	76807	88.6
2	Mounting Plate Kit* (2 ea.)	MSPMPK	75811	8.3
3	Pole Lock* (1 ea.)	MSPPL	75816	1.9
4	Blade Pin Kit* (1 ea.)	MSPBPK	75831	0.1
5	Pivot Arm Kit* (1 ea.)	QMTPAK	76096	4.3
6	Tension Spring - Purple (1 ea.) for blades 16" - 28" (400 - 700mm)	QMTS-P	75845	0.6
6a	Tension Spring - White (1 ea.) for blades 34" - 70" (850 - 1750mm)	PSTS-W	75898	1.7
6b	Tension Spring - Gold (1 ea.) for blades 76" - 82" (1900 - 2050mm)	QMTS-G	76484	2.5
7	Bushing Kit - Purple (2 ea.)	QMTBK-P	76097	0.1
7a	Bushing Kit - White (2 ea.)	QMTBK-W	76098	0.2
7b	Bushing Kit - Gold (2 ea.)	QMTBK-G	76540	0.3
8	Pivot Shaft Bracket Kit* (1 ea.)	QMTPSBK	76099	4.3
9	Torsion Arm Kit* (1 ea.)	PSTA	75896	11.4
10	Jam Nut Kit QMT Tensioner	JNK-C	79893	0.3
-	QMT Spring Tensioner* - Purple (incl. 1 ea. Items 5, 6, 7, 8, & 9) for blades 16" - 28" (400 - 700mm)	QMT-P	76074	20.4
-	QMT Spring Tensioner* - White (incl. 1 ea. Items 5, 6a, 7a, 8, & 9) for blades 34" - 70" (850 - 1750mm)	QMT-W	76075	21.8
-	QMT Spring Tensioner* - Gold (incl. 1 ea. Items 5, 6b, 7b, 8, & 9) for blades 76" - 82" (1900 - 2050mm)	QMT-G	76483	23.2

\*Hardware Included

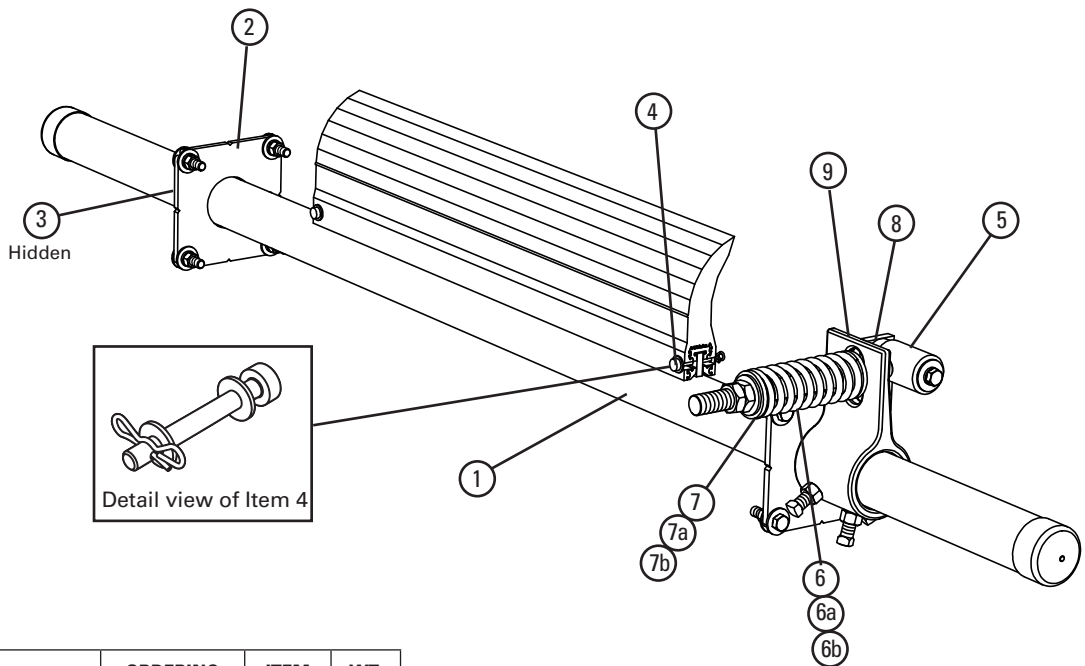
## Spring Tensioner Selection Chart

CLEANER BLADE WIDTH	76074 QMT-P	76075 QMT-W	76483 QMT-G
ConShear 16" - 28" (400 - 700mm)	X		
ConShear 34" - 70" (850 - 1750mm)		X	
ConShear 76" - 82" (1900 - 2050mm)			X

U.S. Patent No. D482,508S

# Replacement Parts List

## Stainless Steel MSP Standard Mine-Duty Precleaner



### Replacement Parts

REF	DESCRIPTION	ORDERING NUMBER	ITEM CODE	WT. LBS.
1	24" (600mm) SS Pole	MSPP24-S/S	77472	42.5
	30" (750mm) SS Pole	MSPP30-S/S	77473	46.0
	36" (900mm) SS Pole	MSPP36-S/S	77474	50.5
	42" (1050mm) SS Pole	MSPP42-S/S	77475	55.5
	48" (1200mm) SS Pole	MSPP48-S/S	77476	60.0
	54" (1350mm) SS Pole	MSPP54-S/S	77477	64.0
	60" (1500mm) SS Pole	MSPP60-S/S	77478	67.0
	72" (1800mm) SS Pole	MSPP72-S/S	77479	76.0
84" (2100mm) SS Pole	MSPP84-S/S	77480	88.6	
2	SS Mounting Plate Kit* (2 ea.)	MSPMPK-S/S	77582	8.3
3	SS Pole Lock* (1 ea.)	MSPPL-S/S	77524	1.9
4	SS Blade Pin Kit* (1 ea.)	MSPBPK-S/S	77583	0.1
5	SS Pivot Arm Kit* (1 ea.)	QMTPAK-S/S	77587	4.3
6	SS Tension Spring - Purple (1 ea.) for blades 16" - 28" (400 - 700mm)	QMTS-P-S/S	77450	0.6
6a	SS Tension Spring - White (1 ea.) for blades 34" - 70" (850 - 1750mm)	QMTS-W-S/S	77451	1.7
6b	SS Tension Spring - Gold (1 ea.) for blades 76" - 82" (1900 - 2050mm)	QMTS-G-S/S	77452	2.5
7	Bushing Kit - Purple (2 ea.)	QMTBK-P	76097	0.1
7a	Bushing Kit - White (2 ea.)	QMTBK-W	76098	0.2
7b	Bushing Kit - Gold (2 ea.)	QMTBK-G	76540	0.3
8	SS Pivot Shaft Bracket Kit* (1 ea.)	QMTPSBK-S/S	77588	4.3
9	SS Torsion Arm Kit* (1 ea.)	PSTA-S/S	77442	11.4
-	SS QMT Spring Tensioner* - Purple (incl. 1 ea. Items 5, 6, 7, 8, & 9) for blades 16" - 28" (400 - 700mm)	QMT-P-S/S	77584	20.4
-	SS QMT Spring Tensioner* - White (incl. 1 ea. Items 5, 6a, 7a, 8, & 9) for blades 34" - 70" (850 - 1750mm)	QMT-W-S/S	77585	21.8
-	SS QMT Spring Tensioner* - Gold (incl. 1 ea. Items 5, 6b, 7b, 8, & 9) for blades 76" - 82" (1900 - 2050mm)	QMT-G-S/S	77586	23.2

\*Hardware Included

### Spring Tensioner Selection Chart

CLEANER BLADE WIDTH	77584 QMT-P-S/S	77585 QMT-W-S/S	77586 QMT-G-S/S
ConShear 16" - 28" (400 - 700mm)	X		
ConShear 34" - 70" (850 - 1750mm)		X	
ConShear 76" - 82" (1900 - 2050mm)			X

U.S. Patent No. D482,508S

# Product Ordering Information

## MMP Medium-Duty Precleaner Belt Width Minus 6" (150mm)

BELT WIDTH		BLADE WIDTH		ORDERING NUMBER	ITEM CODE	WT. LBS.
in.	mm	in.	mm			
24	600	18	450	MMP-624	76450	159.4
30	750	24	600	MMP-630	76451	175.0
36	900	30	750	MMP-636	76452	190.6
42	1050	36	900	MMP-642	76453	206.2
48	1200	42	1050	MMP-648	76454	221.8
54	1350	48	1200	MMP-654	76455	237.4
60	1500	54	1350	MMP-660	76456	253.0
72	1800	66	1650	MMP-672	76457	291.1
84	2100	78	1950	MMP-684	76798	344.1
96	2400	90	2250	MMP-696	79033	397.1

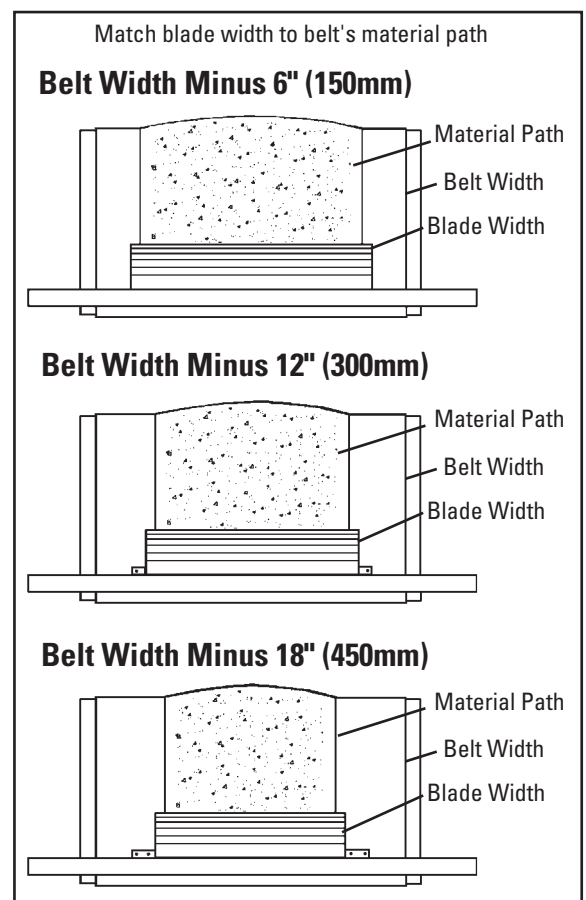


## MMP Medium-Duty Precleaner Belt Width Minus 12" (300mm)

BELT WIDTH		BLADE WIDTH		ORDERING NUMBER	ITEM CODE	WT. LBS.
in.	mm	in.	mm			
30	750	18	450	MMP-1230	76551	168.0
36	900	24	600	MMP-1236	76552	183.6
42	1050	30	750	MMP-1242	76553	199.2
48	1200	36	900	MMP-1248	76554	214.8
54	1350	42	1050	MMP-1254	76555	230.4
60	1500	48	1200	MMP-1260	76556	246.0
72	1800	60	1500	MMP-1272	76557	284.1
84	2100	72	1800	MMP-1284	76799	337.1
96	2400	84	2100	MMP-1296	79034	390.1

## MMP Medium-Duty Precleaner Belt Width Minus 18" (450mm)

BELT WIDTH		BLADE WIDTH		ORDERING NUMBER	ITEM CODE	WT. LBS.
in.	mm	in.	mm			
36	900	18	450	MMP-1836	77575	176.6
42	1050	24	600	MMP-1842	77576	192.2
48	1200	30	750	MMP-1848	77577	207.8
54	1350	36	900	MMP-1854	77578	223.4
60	1500	42	1050	MMP-1860	77579	239.0
72	1800	54	1350	MMP-1872	77580	277.1
84	2100	66	1650	MMP-1884	77581	330.1
96	2400	78	1950	MMP-1896	79040	383.1



### Product Notes:

- Recommended for medium-duty conveyor applications. For abusive applications see the MHCP Heavy-Duty Cartridge Precleaner (page 54).
- Material Path Option: Fit the blade width to the belt's material path. The material path is typically the center 2/3 of the belt width. In most cases a blade size of belt width minus 6" (150mm) may be the best solution.
- Each cleaner pole is retrofittable for three blade sizes (belt width minus 6" (150mm), minus 12" (300mm) or minus 18" (450mm)).
- Pole Length: Belt width plus 54" (1350mm). For longer requirements see Installation Accessories - Pole Extender Kit (page 131).
- Visual Tension Check: No guesswork on blade tensioning. Measure the spring and adjust to specified length per blade width to restore optimal tensioning.
- To make cleaner installation easier and quicker, see Optional Mounting Kits (page 131).

U.S. Patent No. D482,508S

# Product Ordering Information

## Stainless Steel MMP Medium Mine-Duty Precleaner

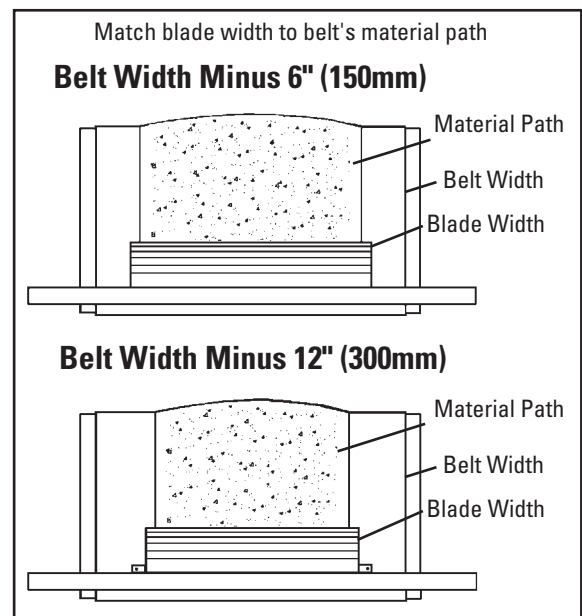


### Stainless Steel MMP Medium-Duty Precleaner Belt Width Minus 6" (150mm)

BELT WIDTH		BLADE WIDTH		ORDERING NUMBER	ITEM CODE	WT. LBS.
in.	mm	in.	mm			
24	600	18	450	MMP-624-S/S	77424	159.4
30	750	24	600	MMP-630-S/S	77425	175.0
36	900	30	750	MMP-636-S/S	77426	190.6
42	1050	36	900	MMP-642-S/S	77427	206.2
48	1200	42	1050	MMP-648-S/S	77428	221.8
54	1350	48	1200	MMP-654-S/S	77429	237.4
60	1500	54	1350	MMP-660-S/S	77430	253.0
72	1800	66	1650	MMP-672-S/S	77431	291.1
84	2100	78	1950	MMP-684-S/S	77432	344.1
96	2400	90	2250	MMP-696-S/S	79035	397.1

### Stainless Steel MMP Medium-Duty Precleaner Belt Width Minus 12" (300mm)

BELT WIDTH		BLADE WIDTH		ORDERING NUMBER	ITEM CODE	WT. LBS.
in.	mm	in.	mm			
30	750	18	450	MMP-1230-S/S	77433	168.0
36	900	24	600	MMP-1236-S/S	77434	183.6
42	1050	30	750	MMP-1242-S/S	77435	199.2
48	1200	36	900	MMP-1248-S/S	77436	214.8
54	1350	42	1050	MMP-1254-S/S	77437	230.4
60	1500	48	1200	MMP-1260-S/S	77438	246.0
72	1800	60	1500	MMP-1272-S/S	77439	284.1
84	2100	72	1800	MMP-1284-S/S	77440	337.1
96	2400	84	2100	MMP-1296-S/S	79036	390.1



### Product Notes:

- Recommended for medium-duty conveyor applications, but in corrosive environments.
- Material Path Option: Fit the blade width to the belt's material path. The material path is typically the center 2/3 of the belt width. In most cases a blade size of belt width minus 6" (150mm) may be the best solution.
- Each cleaner pole is retrofittable for three blade sizes (belt width minus 6" (150mm), minus 12" (300mm) or minus 18" (450mm)).
- Pole Length: Belt width plus 54" (1350mm). For longer requirements see Installation Accessories - Pole Extender Kit (page 131).
- Visual Tension Check: No guesswork on blade tensioning. Measure the spring and adjust to specified length per blade width to restore optimal tensioning.
- To make cleaner installation easier and quicker, see Optional Mounting Kits (page 131).

U.S. Patent No. D482,508S

# Product Ordering Information

## MMP Medium Mine-Duty Precleaner with Portable Air Tensioner



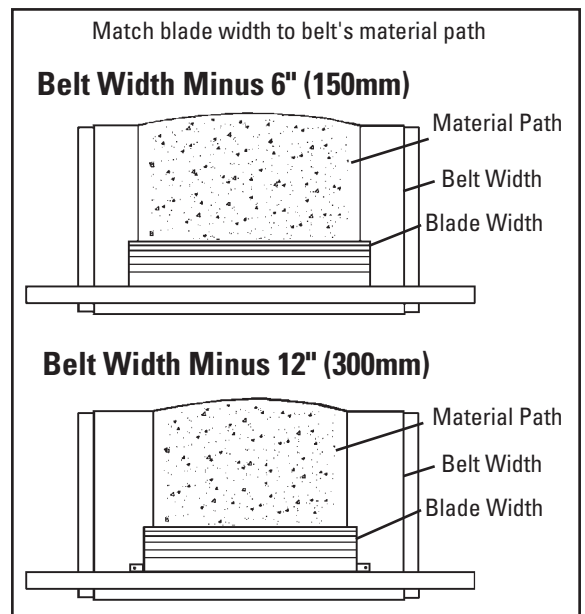
Tank sold separately.  
See page 42 for options.

### MMP Medium-Duty Precleaner with PAT Belt Width Minus 6" (150mm)

BELT WIDTH		BLADE WIDTH		ORDERING NUMBER	ITEM CODE	WT. LBS.
in.	mm	in.	mm			
24	600	18	450	MMP-624P	78706	202.0
30	750	24	600	MMP-630P	78707	217.6
36	900	30	750	MMP-636P	78708	233.2
42	1050	36	900	MMP-642P	78709	248.8
48	1200	42	1050	MMP-648P	78710	264.4
54	1350	48	1200	MMP-654P	78711	280.0
60	1500	54	1350	MMP-660P	78712	295.6
72	1800	66	1650	MMP-672P	78713	333.7
84	2100	78	1950	MMP-684P	78714	386.7
96	2400	90	2250	MMP-696P	79037	439.7

### MMP Medium-Duty Precleaner with PAT Belt Width Minus 12" (300mm)

BELT WIDTH		BLADE WIDTH		ORDERING NUMBER	ITEM CODE	WT. LBS.
in.	mm	in.	mm			
30	750	18	450	MMP-1230P	78715	210.6
36	900	24	600	MMP-1236P	78716	226.2
42	1050	30	750	MMP-1242P	78717	241.8
48	1200	36	900	MMP-1248P	78718	257.4
54	1350	42	1050	MMP-1254P	78719	273.0
60	1500	48	1200	MMP-1260P	78720	288.6
72	1800	60	1500	MMP-1272P	78721	326.7
84	2100	72	1800	MMP-1284P	78722	379.7
96	2400	84	2100	MMP-1296P	79038	432.7



### Product Notes:

- Recommended for medium-duty conveyor applications. For abusive applications see MHCP Heavy-Duty Cartridge Precleaner (page 54).
- Material Path Option: Fit the blade width to the belt's material path. The material path is typically the center 2/3 of the belt width. In most cases a blade size of belt width minus 6" (150mm) may be the best solution.
- Each cleaner pole is retrofittable for three blade sizes (belt width minus 6" (150mm), minus 12" (300mm) or minus 18" (450mm)).
- Pole Length: Belt width plus 54" (1350mm). For longer requirements see Installation Accessories - Pole Extender Kit (page 131).
- Portable Air Tensioner used for constant, automatic tension throughout the life of the blades. Can be used with site-available air lines or with the add-on Air Tank.
- To make cleaner installation easier and quicker, see Optional Mounting Kits (page 131).

U.S. Patent No. D482,508S

# Product Ordering Information

## Line Connections for Portable Air Tensioner

### Air Tanks

ORDERING NUMBER	ITEM CODE	WT. LBS.
PAT1	78684	13.0
PAT2	78685	13.0



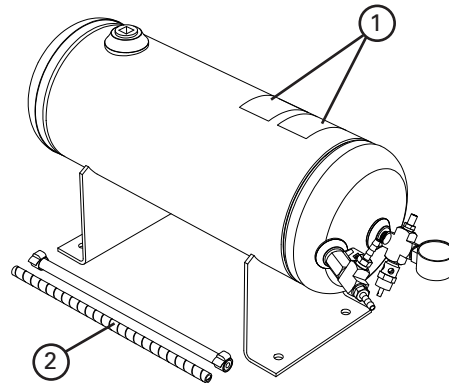
PAT1 (Single)



PAT2 (Dual)

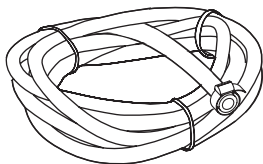
### Replacement Parts List

REF	DESCRIPTION	ORDERING NUMBER	ITEM CODE	WT. LBS.
1	Tank Label Kit	PATLK	78791	0.1
2	Tank Hose Kit (incl. 1 ea. 10' hose and 1' poly spiral wrap, 2 hose clamps)	PATHK	78794	1.5



### Product Notes:

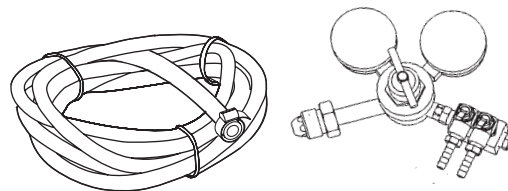
- For use with PAT cleaner assemblies and PAT control box.
- Single for applications with one cleaner, double for applications with two cleaners.
- 150# pop-off valve for safe pressurizing/charging of Air Tank.
- ASME construction.



### Air Line Connection for Site-Accessible Air

ORDERING NUMBER	ITEM CODE	WT. LBS.
PATHK*	78794	1.5

\*incl. 10' hose, 1' poly spiral wrap, 2 hose clamps



### Nitrogen Tank Connection for Site-Provided Nitrogen Tank

ORDERING NUMBER	ITEM CODE	WT. LBS.
PANK*	78799	5.0

\*incl. Nitrogen Regulator, 10' hose, 2 hose clamps

# TuffShear™ Replacement Blades

**MMP**  
*Medium Mine-Duty Precleaner*



NOTE: TuffShear replacement blades will retrofit to Martin® QC® XHD Cleaners.

## Blade Width Selection

BELT WIDTH		BELT WIDTH - 6" (150mm)		BELT WIDTH - 12" (300mm)		BELT WIDTH - 18" (450mm)	
in.	mm	in.	mm	in.	mm	in.	mm
24	600	18	450	N/A	N/A	N/A	N/A
30	750	24	600	18	450	N/A	N/A
36	900	30	750	24	600	18	450
42	1050	36	900	30	750	24	600
48	1200	42	1050	36	900	30	750
54	1350	48	1200	42	1050	36	900
60	1500	54	1350	48	1200	42	1050
72	1800	66	1650	60	1500	54	1350
84	2100	78	1950	72	1800	66	1650
96	2400	90	2250	84	2100	78	1950

## Replacement TuffShear™ Blades

BLADE WIDTH		ORDERING NUMBER	ITEM CODE	WT. LBS.
in.	mm			
18	450	TRB18	76485	21.0
24	600	TRB24	76486	28.0
30	750	TRB30	76487	35.0
36	900	TRB36	76488	42.0
42	1050	TRB42	76489	49.0
48	1200	TRB48	76490	56.0
54	1350	TRB54	76491	63.0
60	1500	TRB60	76492	70.0
66	1650	TRB66	76493	77.0
72	1800	TRB72	76494	84.0
78	1950	TRB78	76697	91.0
84	2100	TRB84	77047	98.0
90	2250	TRB90	77048	105.0

Other blade sizes available upon request.

## Replacement TuffShear™ High-Temp Blades

BLADE WIDTH		ORDERING NUMBER	ITEM CODE	WT. LBS.
in.	mm			
18	450	TRB-HT18	78754	21.0
24	600	TRB-HT24	78755	28.0
30	750	TRB-HT30	78756	35.0
36	900	TRB-HT36	78757	42.0
42	1050	TRB-HT42	78758	49.0
48	1200	TRB-HT48	78759	56.0
54	1350	TRB-HT54	78760	63.0
60	1500	TRB-HT60	78761	70.0
66	1650	TRB-HT66	78762	77.0
72	1800	TRB-HT72	78763	84.0
78	1950	TRB-HT78	78764	91.0

Other blade sizes available upon request.

## Product Notes:

- A molded-in wear line indicates when the blade is worn out and needs to be replaced.
- Faceted blade profile: Renews its cleaning edge as the blade wears.
- TuffShear™ blades are made of a special long-wearing polyurethane.
- Quick blade replacement: Pull one pin, remove the old blade and slide the new one in.

U.S. Patent No. D482,508S  
Martin® and QC® #1 are registered trademarks of Martin Engineering, Neponset, IL.

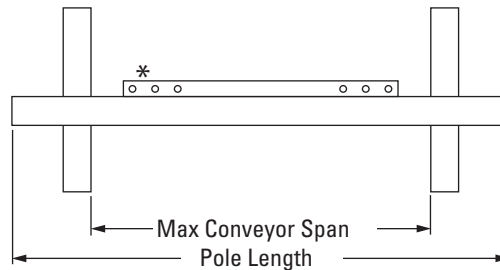


# Specifications & Guidelines

## Pole Length Specifications\*

CLEANER SIZE		MAX OVERALL POLE LENGTH		CENTER POLE LENGTH		MAXIMUM CONVEYOR SPAN	
in.	mm	in.	mm	in.	mm	in.	mm
24	600	78	1950	24	600	66	1650
30	750	84	2100	30	750	72	1800
36	900	90	2250	36	900	78	1950
42	1050	96	2400	42	1050	84	2100
48	1200	102	2550	48	1200	90	2250
54	1350	108	2700	54	1350	96	2400
60	1500	114	2850	60	1500	102	2550
72	1800	126	3150	72	1800	114	2850
84	2100	138	3450	84	2100	126	3150
96	2400	150	3750	96	2400	138	3450

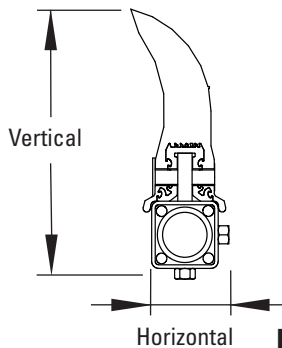
\*For special extra long pole length requirements a Pole Extender Kit (#76024) is available that provides 30" (750mm) of extended pole length. (page 131). Pole Diameter - 2-7/8" (73mm)



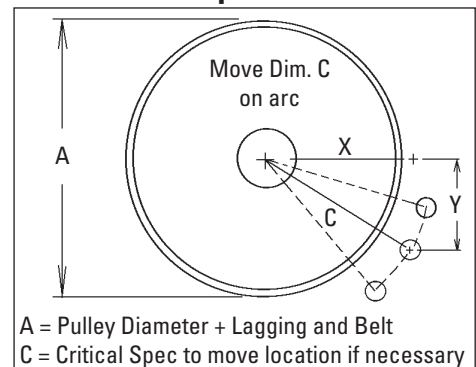
\*Each pole size can be used with a blade size either belt width minus 6" (150mm), belt width minus 12" (300mm), or belt width minus 18" (450mm).

## Clearance Guidelines for Installation

HORIZONTAL CLEARANCE REQUIRED		VERTICAL CLEARANCE REQUIRED	
in.	mm	in.	mm
4	100	13	325



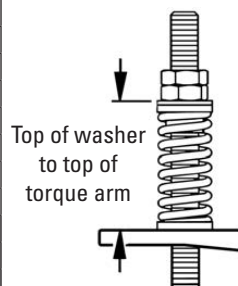
## Pole Location Specs



## Spring Length Chart

Blade Width	Purple Springs	White Springs	Gold Springs	Silver Springs
18"	4 5/8"	6"	6 1/4"	6 1/2"
24"	4"	5 7/8"	6 1/4"	6 3/8"
30"	N/A	5 5/8"	6 1/8"	6 3/8"
36"	N/A	5 1/2"	6"	6 1/4"
42"	N/A	5 1/4"	5 7/8"	6 1/4"
48"	N/A	5 1/8"	5 3/4"	6 1/8"
54"	N/A	4 7/8"	5 5/8"	6 1/8"
60"	N/A	4 3/4"	5 5/8"	6 1/8"
66"	N/A	N/A	5 1/2"	6"
72"	N/A	N/A	5 3/8"	6"
78"	N/A	N/A	5 1/4"	5 7/8"
84"	N/A	N/A	5 1/8"	5 7/8"
90"	N/A	N/A	N/A	5 3/4"
96"	N/A	N/A	N/A	5 5/8"
102"	N/A	N/A	N/A	5 1/2"
108"	N/A	N/A	N/A	5 1/2"
114"	N/A	N/A	N/A	5 3/8"

Shading indicates preferred spring option.



## Pressure Chart

Blade Width	PSI
18"	5#
24"	6#
32"	8#
36"	9#
42"	11#
48"	13#
54"	14#
60"	16#
66"	17#
72"	19#
78"	21#
84"	22#
90"	24#

PSI setting is based on the belt width.

## Pole Location Chart

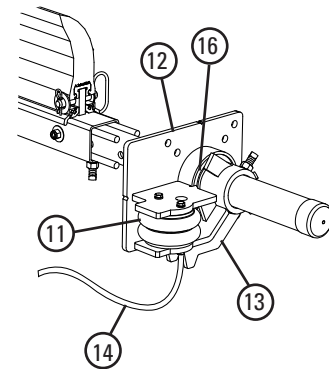
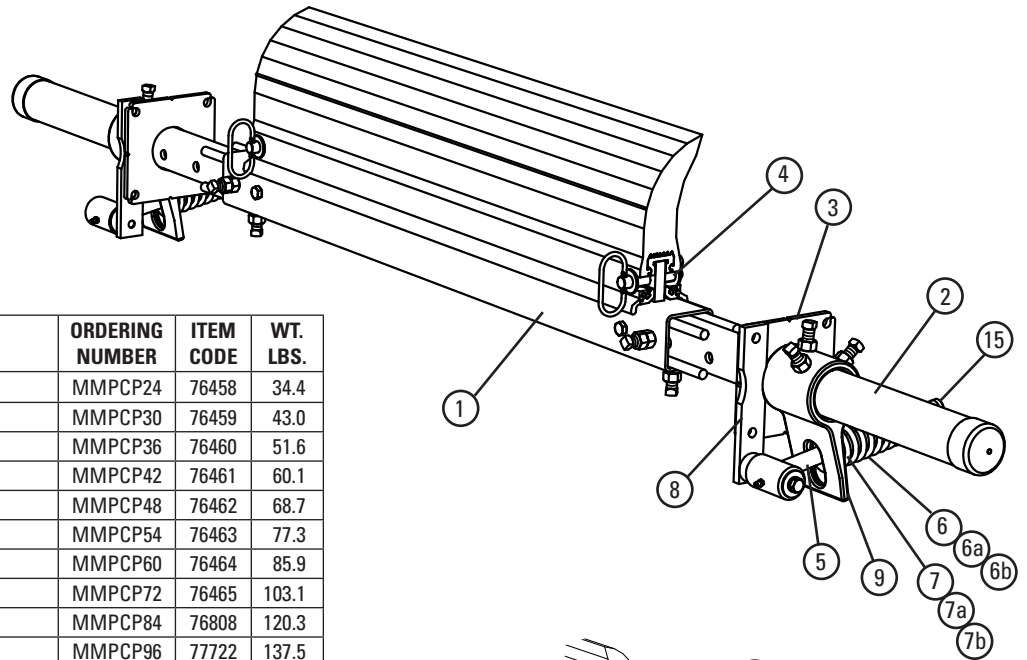
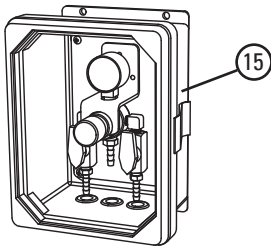
A	X	Y	C
16"	8 1/8"	12"	14 1/2"
17"	8 3/4"	12"	14 7/8"
18"	9 1/4"	12"	15 1/8"
19"	9 3/4"	12"	15 1/2"
20"	10 3/8"	12"	15 7/8"
21"	11"	12"	16 1/4"
22"	11 1/2"	12"	16 5/8"
23"	12"	12"	17"
24"	12 5/8"	12"	17 3/8"
25"	13 1/8"	12"	17 3/4"
26"	13 5/8"	12"	18 1/8"
27"	14 1/8"	12"	18 1/2"
28"	14 5/8"	12"	18 7/8"
29"	15 1/4"	12"	19 3/8"
30"	15 5/8"	12"	19 3/4"
31"	16 1/8"	12"	20 1/8"
32"	16 3/4"	12"	20 5/8"
33"	17 1/4"	12"	21"
34"	17 3/4"	12"	21 3/8"
35"	18 1/4"	12"	21 7/8"
36"	18 3/4"	12"	22 1/4"
37"	19 3/8"	12"	22 3/4"
38"	19 3/4"	12"	23 1/8"
39"	20 3/8"	12"	23 5/8"
40"	20 3/4"	12"	24"
41"	21 3/8"	12"	24 1/2"
42"	21 7/8"	12"	25"
43"	22 1/2"	12"	25 1/2"
44"	23 1/8"	12"	26"
45"	23 5/8"	12"	26 1/2"
46"	24 1/8"	12"	27"
47"	24 3/4"	12"	27 1/2"
48"	25 1/4"	12"	28"

## Specifications:

- Maximum Belt Speed ..... 1000 FPM (5m/s)
- Temperature Rating (TuffShear) ..... -30°F to 180°F (-35°C to 82°C)
- Temperature Rating (TuffShear High Temp) ..... Up to 275°F (135°C) with spikes to 325°F (164°C)
- Minimum Pulley Diameter ..... 16" (400mm)
- Blade Height ..... 10" (250mm)
- Usable Blade Wear Length ..... 6" (150mm)
- Blade Material ..... Polyurethane (proprietary blend for abrasion resistance and long wear)
- Available for Belt Widths ..... 24" to 96" (600 to 2400mm). Other sizes available upon request.
- CEMA Cleaner Rating ..... Class 4

U.S. Patent No. D482,508S

# Replacement Parts List



## Replacement Parts

REF	DESCRIPTION	ORDERING NUMBER	ITEM CODE	WT. LBS.
1	24" (600mm) Center Pole	MMPCP24	76458	34.4
	30" (750mm) Center Pole	MMPCP30	76459	43.0
	36" (900mm) Center Pole	MMPCP36	76460	51.6
	42" (1050mm) Center Pole	MMPCP42	76461	60.1
	48" (1200mm) Center Pole	MMPCP48	76462	68.7
	54" (1350mm) Center Pole	MMPCP54	76463	77.3
	60" (1500mm) Center Pole	MMPCP60	76464	85.9
	72" (1800mm) Center Pole	MMPCP72	76465	103.1
	84" (2100mm) Center Pole	MMPCP84	76808	120.3
96" (2400mm) Center Pole	MMPCP96	77722	137.5	
2	Extender Pole Kit (2 ea.)	MHP-EP	76392	54.0
3	Mounting Plate Kit* (2 ea.)	MSPMPK	75811	8.3
4	Blade Pin Kit* (1 ea.)	MMPBPK	76466	0.8
5	Pivot Arm Kit* (1 ea.)	QMTPAK	76096	4.3
6	Tension Spring - Purple (1 ea.) for blades 24" (600mm)	QMTS-P	75845	0.6
6a	Tension Spring - White (1 ea.) for blades 30" - 90" (750 - 2250mm)	PSTS-W	75898	1.7
6b	Tension Spring - Gold (1 ea.) for blades 54" - 78" (1350 - 1950mm)	QMTS-G	76484	2.5
6c	Tension Spring - Silver (1 ea.) for blades 84"-90" (2100-2350mm)	PSTS-S	75899	3.0
7	Bushing Kit - Purple (2 ea.)	QMTBK-P	76097	0.1
7a	Bushing Kit - White & Silver (2 ea.)	QMTBK-W	76098	0.2
7b	Bushing Kit - Gold (2 ea.)	QMTBK-G	76540	0.3
8	Pivot Shaft Bracket Kit* (1 ea.)	QMTPSBK	76099	4.3
9	Torsion Arm Kit* (1 ea.)	PSTA	75896	11.4
10	Jam Nut Kit, QMT Tensioner	JNK-C	79893	0.3
-	QMT Spring Tensioner* - Purple (incl. 1 ea. Items 5, 6, 7, 8, & 9) for blades 18" - 24" (450 - 600mm)	QMT-P	76074	20.4
-	QMT Spring Tensioner* - White (incl. 1 ea. Items 5, 6a, 7a, 8, & 9) for blades 30" - 48" (750 - 1200mm)	QMT-W	76075	21.8
-	QMT Spring Tensioner* - Gold (incl. 1 ea. Items 5, 6b, 7b, 8, & 9) for blades 54" - 78" (1350 - 1950mm)	QMT-G	76483	23.2
-	QMT Spring Tensioner* - Silver (incl. 1 ea. Items 5, 6c, 7a, 8 & 9) blades 84"-90" (2100-2350mm)	QMT-S	79039	20.3
11	Air/Water Bag (1 ea.)	AWTB	75905	3.8
12	Mounting Base (1ea.)	AWTMB	75906	22.9
13	Torque Arm* (1 ea.)	AWTA	75907	11.6
14	Hose Kit (50' of hose and 6 hose clamps)	AWTHK	75909	6.7
15	PAT Control Box 60 psi	PACB60	78683	11.0
16	AWT Pole Bearing Assy (for cleaners shipped after 4/2016)	AWTPBA	90000	2.3
-	PAT Kit- AWT Tensioner w/ Control Box (includes 2 ea. Items 11,12,13,14 & 1 ea. Item 15)	PAK	78705	86.2
-	AWT Air/Water Tensioner w/o Control BOX (includes 2 ea. Items 11,12,13 & 14)	AWTNCB	76069	75.2

\*Hardware Included

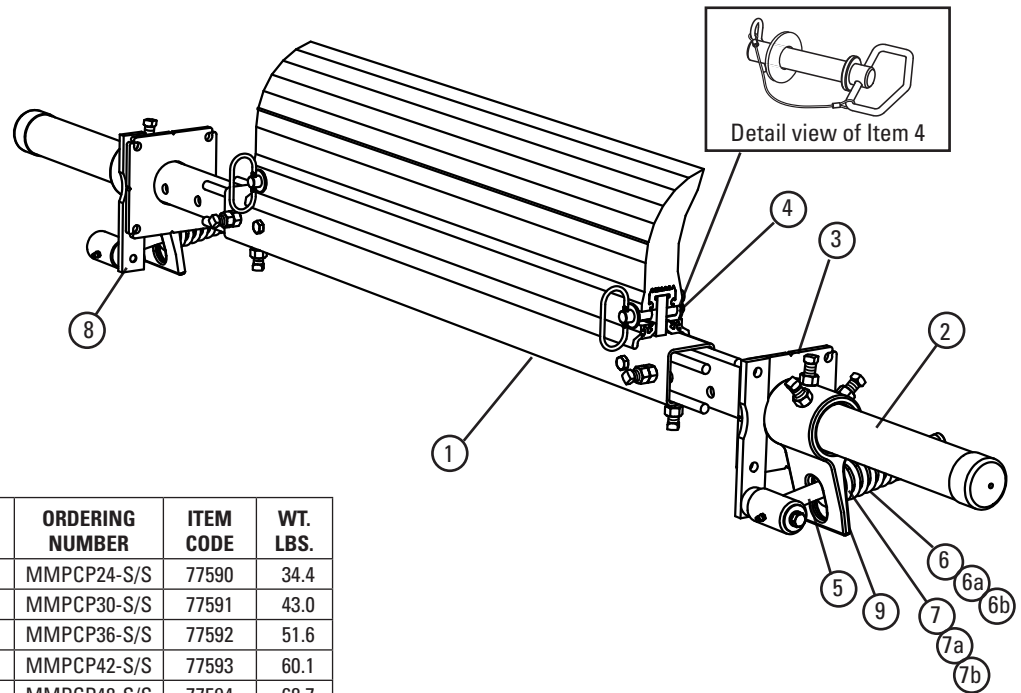
## Spring Tensioner Selection Chart

CLEANER BLADE WIDTH	76074 QMT-P	76075 QMT-W	76483 QMT-G	79039 QMT-S
TuffShear 18" - 24" (450 - 600mm)	X			
TuffShear 30" - 48" (750 - 1200mm)		X		
TuffShear 54" - 78" (1350 - 1950mm)			X	
TuffShear 84" - 90" (2100 - 2250mm)				X

U.S. Patent No. D482,508S

# Replacement Parts List

## Stainless Steel MMP Medium Mine-Duty Precleaner



### Replacement Parts

REF	DESCRIPTION	ORDERING NUMBER	ITEM CODE	WT. LBS.
1	24" (600mm) SS Center Pole	MMPCP24-S/S	77590	34.4
	30" (750mm) SS Center Pole	MMPCP30-S/S	77591	43.0
	36" (900mm) SS Center Pole	MMPCP36-S/S	77592	51.6
	42" (1050mm) SS Center Pole	MMPCP42-S/S	77593	60.1
	48" (1200mm) SS Center Pole	MMPCP48-S/S	77594	68.7
	54" (1350mm) SS Center Pole	MMPCP54-S/S	77595	77.3
	60" (1500mm) SS Center Pole	MMPCP60-S/S	77596	85.9
	72" (1800mm) SS Center Pole	MMPCP72-S/S	77597	103.1
	84" (2100mm) SS Center Pole	MMPCP84-S/S	77598	120.3
	96" (2400mm) SS Center Pole	MMPCP96-S/S	78686	137.5
2	SS Extender Pole Kit (2 ea.)	MHP-EP-S/S	77599	54.0
3	SS Mounting Plate Kit* (2 ea.)	MSPMPK-S/S	77582	8.3
4	SS Blade Pin Kit* (1 ea.)	MMPBPK-S/S	77600	0.8
5	SS Pivot Arm Kit* (1 ea.)	QMTPAK-S/S	77587	4.3
6	SS Tension Spring - Purple (1 ea.) for blades 24" (600mm)	QMTS-P-S/S	77450	0.6
6a	SS Tension Spring - White (1 ea.) for blades 30" - 48" (750 - 1200mm)	QMTS-W-S/S	77451	1.7
6b	SS Tension Spring - Gold (1 ea.) for blades 54" - 78" (1350 - 1950mm)	QMTS-G-S/S	77452	2.5
6c	SS Tension Spring - Silver (1 ea.) for blades 84" - 90" (2100-2250mm)	QMTS-S-S/S	79056	3.1
7	Bushing Kit - Purple (2 ea.)	QMTBK-P	76097	0.1
7a	Bushing Kit - White and Silver (2 ea.)	QMTBK-W	76098	0.2
7b	Bushing Kit - Gold (2 ea.)	QMTBK-G	76540	0.3
8	SS Pivot Shaft Bracket Kit* (1 ea.)	QMTPSBK-S/S	77588	4.3
9	SS Torsion Arm Kit* (1 ea.)	PSTA-S/S	77442	11.4
-	SS QMT Spring Tensioner* - Purple (incl. 1 ea. Items 5, 6, 7, 8, & 9) for blades 18" - 24" (450 - 600mm)	QMT-P-S/S	77584	20.4
-	SS QMT Spring Tensioner* - White (incl. 1 ea. Items 5, 6a, 7a, 8, & 9) for blades 30" - 48" (750 - 1200mm)	QMT-W-S/S	77585	21.8
-	SS QMT Spring Tensioner* - Gold (incl. 1 ea. Items 5, 6b, 7b, 8, & 9) for blades 54" - 78" (1350 - 1800mm)	QMT-G-S/S	77586	23.2
-	SS QMT Spring Tensioner* - Silver (incl. 1 ea. Items 5, 6c, 7a, 8 & 9) for blades 84"-90" (2100-2250mm)	QMT-S-S/S	79059	24.6

\*Hardware Included

### Spring Tensioner Selection Chart

CLEANER BLADE WIDTH	77584 QMT-P-S/S	77585 QMT-W-S/S	77586 QMT-G-S/S	79059 QMT-S-S/S
TuffShear 18" - 24" (450 - 600mm)	X			
TuffShear 30" - 48" (750 - 1200mm)		X		
TuffShear 54" - 78" (1350 - 1950mm)			X	
TuffShear 84"-90" (2100-2250mm)				X

U.S. Patent No. D482,508S

# Product Ordering Information

## MHP Mine Tough Heavy-Duty Precleaner



### Belt Width Minus 6" (150mm)

BELT WIDTH		BLADE WIDTH		ORDERING NUMBER	ITEM CODE	WT. LBS
in.	mm	in.	mm			
24	600	18	450	MHP-624	77703	249.4
30	750	24	600	MHP-630	77704	267.6
36	900	30	750	MHP-636	77705	285.8
42	1050	36	900	MHP-642	77706	304.0
48	1200	42	1050	MHP-648	77707	322.2
54	1350	48	1200	MHP-654	77708	341.7
60	1500	54	1350	MHP-660	77709	359.9
72	1800	66	1650	MHP-672	77710	396.4
84	2100	78	1950	MHP-684	77711	432.9
96	2400	90	2250	MHP-696	77712	469.4

### Belt Width Minus 12" (300mm)

BELT WIDTH		BLADE WIDTH		ORDERING NUMBER	ITEM CODE	WT. LBS
in.	mm	in.	mm			
30	750	18	450	MHP-1230	77713	258.0
36	900	24	600	MHP-1236	77714	276.2
42	1050	30	750	MHP-1242	77715	294.3
48	1200	36	900	MHP-1248	77716	312.6
54	1350	42	1050	MHP-1254	77717	330.8
60	1500	48	1200	MHP-1260	77718	350.3
72	1800	60	1500	MHP-1272	77719	386.8
84	2100	72	1800	MHP-1284	77720	432.2
96	2400	84	2100	MHP-1296	77721	477.6

### Belt Width Minus 18" (450mm)

BELT WIDTH		BLADE WIDTH		ORDERING NUMBER	ITEM CODE	WT. LBS
in.	mm	in.	mm			
36	900	18	450	MHP-1836	78591	266.6
42	1050	24	600	MHP-1842	78592	284.7
48	1200	30	750	MHP-1848	78593	302.9
54	1350	36	900	MHP-1854	78594	321.2
60	1500	42	1050	MHP-1860	78595	339.4
72	1800	54	1350	MHP-1872	78596	377.1
84	2100	66	1650	MHP-1884	78597	413.6
96	2400	78	1950	MHP-1896	78598	450.1

### Belt Width Minus 24" (600mm)

BELT WIDTH		BLADE WIDTH		ORDERING NUMBER	ITEM CODE	WT. LBS
in.	mm	in.	mm			
42	1050	18	450	MHP-2442	78669	275.1
48	1200	24	600	MHP-2448	78670	243.3
54	1350	30	750	MHP-2454	78671	311.5
60	1500	36	900	MHP-2460	78672	329.8
72	1800	48	1200	MHP-2472	78673	367.5
84	2100	60	1500	MHP-2484	78674	404.0
96	2400	72	1800	MHP-2496	78675	440.4

### Product Notes:

- Recommended for heavy-duty conveyor applications.
- Material Path Option: Fit the blade width to the belt's material path. The material path is typically the center 2/3 of the belt width. In most cases a blade size of belt width minus 6" may be the best solution.
- Each cleaner pole is retrofittable for four blade sizes (belt width - 6", - 12", - 18" or - 24") (-150mm, -300mm, -450mm, -600mm).
- Pole Length: Belt width plus 54" (1350mm). For longer requirements see Installation Accessories - Pole Extender Kit (page 131).
- Visual Tension Check: No guesswork on blade tensioning. Measure the spring and adjust to specified length per blade width to restore optimal tensioning.
- To make cleaner installation easier and quicker, see Optional Mounting Kits (page 131).


U.S. Patent No. D482,508S

# Product Ordering Information

## MHP Mine Tough Heavy-Duty Precleaner with Portable Air Tensioner (PAT)



PAT Control Box



Tank sold separately.  
See page 49 for options.

### Belt Width Minus 6" (150mm)

BELT WIDTH		BLADE WIDTH		ORDERING NUMBER	ITEM CODE	WT. LBS
in.	mm	in.	mm			
24	600	18	450	MHP-624P	78599	249.6
30	750	24	600	MHP-630P	78600	267.8
36	900	30	750	MHP-636P	78601	286.0
42	1050	36	900	MHP-642P	78602	304.2
48	1200	42	1050	MHP-648P	78603	322.4
54	1350	48	1200	MHP-654P	78604	340.6
60	1500	54	1350	MHP-660P	78605	358.8
72	1800	66	1650	MHP-672P	78606	395.3
84	2100	78	1950	MHP-684P	78607	431.8
96	2400	90	2250	MHP-696P	78608	468.3

### Belt Width Minus 12" (300mm)

BELT WIDTH		BLADE WIDTH		ORDERING NUMBER	ITEM CODE	WT. LBS
in.	mm	in.	mm			
30	750	18	450	MHP-1230P	78609	258.2
36	900	24	600	MHP-1236P	78610	276.4
42	1050	30	750	MHP-1242P	78611	294.5
48	1200	36	900	MHP-1248P	78612	312.8
54	1350	42	1050	MHP-1254P	78613	331.0
60	1500	48	1200	MHP-1260P	78614	349.2
72	1800	60	1500	MHP-1272P	78615	385.7
84	2100	72	1800	MHP-1284P	78616	422.1
96	2400	84	2100	MHP-1296P	78617	458.5

### Belt Width Minus 18" (450mm)

BELT WIDTH		BLADE WIDTH		ORDERING NUMBER	ITEM CODE	WT. LBS
in.	mm	in.	mm			
36	900	18	450	MHP-1836P	78618	266.8
42	1050	24	600	MHP-1842P	78619	284.9
48	1200	30	750	MHP-1848P	78620	303.1
54	1350	36	900	MHP-1854P	78621	321.4
60	1500	42	1050	MHP-1860P	78622	339.6
72	1800	54	1350	MHP-1872P	78623	376.0
84	2100	66	1650	MHP-1884P	78624	412.5
96	2400	78	1950	MHP-1896P	78625	449.0

### Belt Width Minus 24" (600mm)

BELT WIDTH		BLADE WIDTH		ORDERING NUMBER	ITEM CODE	WT. LBS
in.	mm	in.	mm			
42	1050	18	450	MHP-2442P	78676	275.3
48	1200	24	600	MHP-2448P	78677	293.5
54	1350	30	750	MHP-2454P	78678	311.7
60	1500	36	900	MHP-2460P	78679	330.0
72	1800	48	1200	MHP-2472P	78680	366.4
84	2100	60	1500	MHP-2484P	78681	402.9
96	2400	72	1800	MHP-2496P	78682	439.3

### Product Notes:

- Recommended for heavy-duty conveyor applications.
- Material Path Option: Fit the blade width to the belt's material path. The material path is typically the center 2/3 of the belt width. In most cases a blade size of belt width minus 6" (150mm) may be the best solution.
- Each cleaner pole is retrofittable for four blade sizes (belt width minus 6" (150mm), minus 12" (300mm), minus 18" (450mm) or minus 24" (600mm)).
- Pole Length: Belt width plus 54" (1350mm). For longer requirements see Installation Accessories - Pole Extender Kit (page 131).
- Check tension from regulator in control box. Adjust according to air tension per blade width for optimal tensioning.
- To make cleaner installation easier and quicker, see Optional Mounting Kits (page 131).

U.S. Patent No. D482,508S

# Product Ordering Information

## Line Connections for Portable Air Tensioner

### Air Tanks

ORDERING NUMBER	ITEM CODE	WT. LBS.
PAT1	78684	13.0
PAT2	78685	13.0



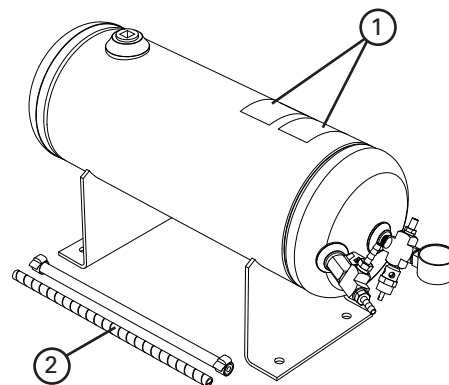
PAT1 (Single)



PAT2 (Dual)

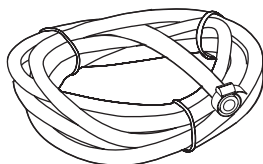
### Replacement Parts List

REF	DESCRIPTION	ORDERING NUMBER	ITEM CODE	WT. LBS.
1	Tank Label Kit	PATLK	78791	0.1
2	Tank Hose Kit (incl. 1 ea. 10' hose and 1' poly spiral wrap, 2 hose clamps)	PATHK	78794	1.5



### Product Notes:

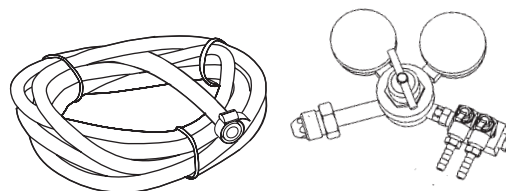
- For use with PAT cleaner assemblies and PAT control box.
- Single for applications with one cleaner, double for applications with two cleaners.
- 150# pop-off valve for safe pressurizing/charging of Air Tank.
- ASME construction.



### Air Line Connection for Site-Accessible Air

ORDERING NUMBER	ITEM CODE	WT. LBS.
PATHK*	78794	1.5

\*incl. 10' hose, 1' poly spiral wrap, 2 hose clamps



### Nitrogen Tank Connection for Site-Provided Nitrogen Tank

ORDERING NUMBER	ITEM CODE	WT. LBS.
PANK*	78799	5.0

\*incl. Nitrogen Regulator, 10' hose, 2 hose clamps



# Product Ordering Information

**MegaShear™**  
Replacement Blades



## Blade Width Selection

BELT WIDTH		BELT WIDTH - 6" (150mm)		BELT WIDTH - 12" (300mm)		BELT WIDTH - 18" (450mm)		BELT WIDTH - 24" (600mm)	
in.	mm	in.	mm	in.	mm	in.	mm	in.	mm
24	600	18	450	N/A	N/A	N/A	N/A	N/A	N/A
30	750	24	600	18	450	N/A	N/A	N/A	N/A
36	900	30	750	24	600	18	450	N/A	N/A
42	1050	36	900	30	750	24	600	18	450
48	1200	42	1050	36	900	30	750	24	600
54	1350	48	1200	42	1050	36	900	30	750
60	1500	54	1350	48	1200	42	1050	36	900
72	1800	66	1650	60	1500	54	1350	48	1200
84	2100	78	1950	72	1800	66	1650	60	1500
96	2400	90	2250	84	2100	78	1950	72	1800

## Ordering Information

### MegaShear™ Replacement Blades

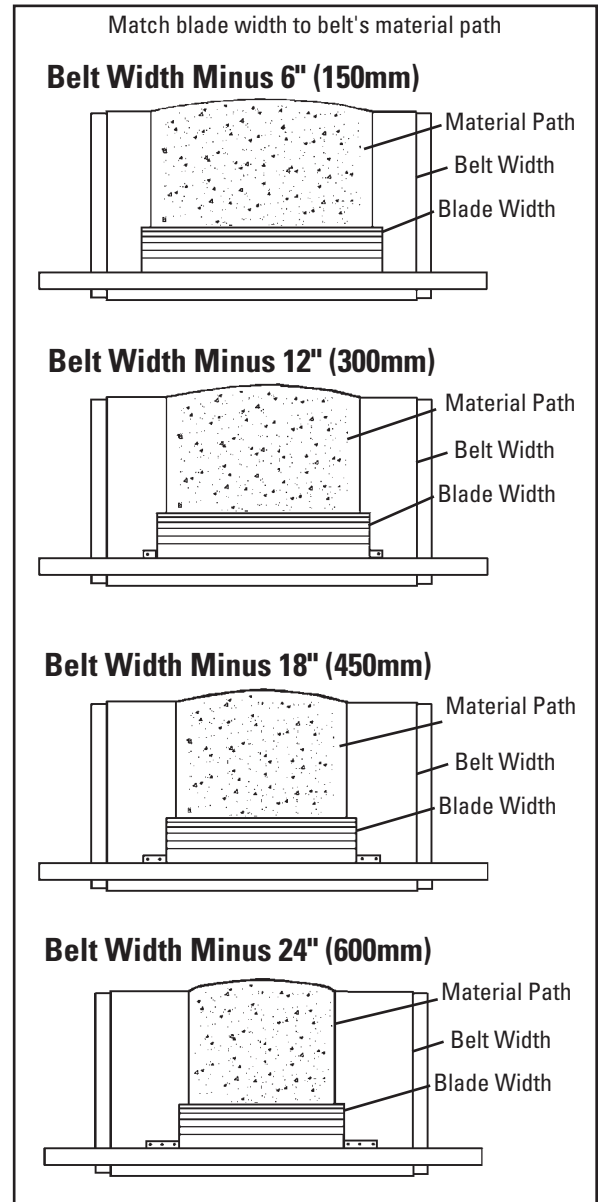
BLADE WIDTH		ORDERING NUMBER	ITEM CODE	WT. LBS
in.	mm			
18	450	MRB18	77531	28.9
24	600	MRB24	77532	38.5
30	750	MRB30	77533	48.1
36	900	MRB36	77534	57.8
42	1050	MRB42	77535	67.4
48	1200	MRB48	77536	77.0
54	1350	MRB54	77537	86.6
60	1500	MRB60	77538	96.3
66	1650	MRB66	77539	105.9
72	1800	MRB72	77540	115.5
78	1950	MRB78	77541	125.1
84	2100	MRB84	77542	134.7
90	2250	MRB90	77543	144.3

Other blade sizes available upon request.

## Product Notes:

- A molded-in wear line indicates when the blade is worn out and needs to be replaced.
- Faceted blade profile: Renews its cleaning edge as the blade wears.
- MegaShear™ blades are made of a special long-wearing polyurethane.
- Quick blade replacement: Pull one pin, remove the old blade and slide the new one in.

U.S. Patent No. D482,508S

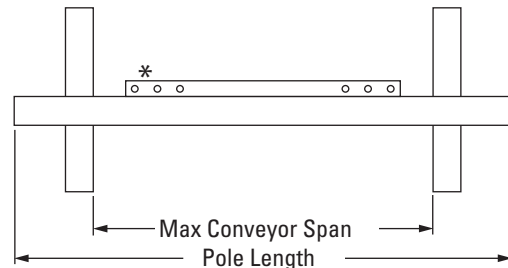




# Specifications & Guidelines

## Pole Length Specifications\*

CLEANER SIZE		MAX OVERALL POLE LENGTH		CENTER POLE LENGTH		MAXIMUM CONVEYOR SPAN	
in.	mm	in.	mm	in.	mm	in.	mm
24	600	78	1950	24	600	66	1650
30	750	84	2100	30	750	72	1800
36	900	90	2250	36	900	78	1950
42	1050	96	2400	42	1050	84	2100
48	1200	102	2550	48	1200	90	2250
54	1350	108	2700	54	1350	96	2400
60	1500	114	2850	60	1500	102	2550
72	1800	126	3150	72	1800	114	2850
84	2100	138	3450	84	2100	126	3150
96	2400	150	3750	96	2400	138	3450

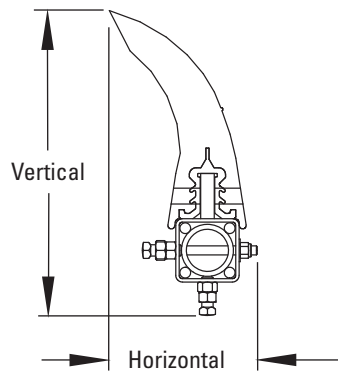


\*Each pole size can be used with a blade size either belt width minus 6" (150mm), belt width minus 12" (300mm), or belt width minus 18" (450mm).

\* For special extra long pole length requirements, a Pole Extender Kit (#76024) is available that provides 30" (750mm) of extended pole length. Pole Diameter - 2-7/8" (73mm). (page 131)

## Clearance Guidelines for Installation

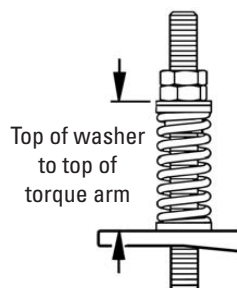
HORIZONTAL CLEARANCE REQUIRED		VERTICAL CLEARANCE REQUIRED	
in.	mm	in.	mm
8	200	19.5	488



## Spring Length Chart

Blade Width	White Springs	Silver Springs	Red Springs
18"	5 3/4"	6 3/8"	6 1/2"
24"	5 3/8"	6 1/4"	6 3/8"
30"	5 1/8"	6 1/8"	6 3/8"
36"	4 3/4"	6 1/8"	6 1/4"
42"	4 1/2"	6"	6 1/4"
48"	N/A	5 7/8"	6 1/8"
54"	N/A	5 3/4"	6 1/8"
60"	N/A	5 3/4"	6"
66"	N/A	5 5/8"	6"
72"	N/A	5 1/2"	5 7/8"
78"	N/A	5 1/8"	5 7/8"
84"	N/A	N/A	5 3/4"
90"	N/A	N/A	5 5/8"
96"	N/A	N/A	5 1/2"
102"	N/A	N/A	5 1/2"

Shading indicates preferred spring option.



## Pressure Chart (PAT)

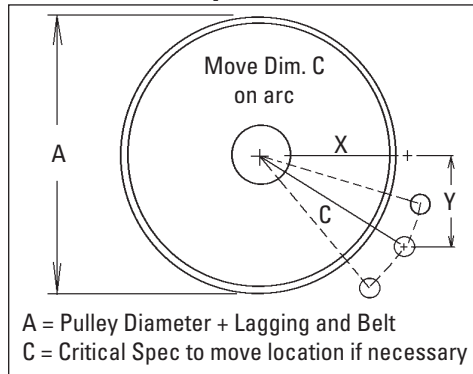
Blade Width	PSI
18"	8#
24"	10#
30"	13#
36"	15#
42"	18#
48"	20#
54"	23#
60"	25#
66"	28#
72"	31#
78"	33#
84"	36#
90"	38#

## Specifications:

- Maximum Belt Speed ..... 1500 FPM (7.5m/s)
- Temperature Rating ..... -30°F to 180°F (-35°C to 82°C)
- Minimum Pulley Diameter ..... 20" (500mm)
- Blade Height ..... 12.25" (306mm)
- Usable Blade Wear Length ..... 8" (200mm)
- Blade Material ..... Polyurethane 90 durometer (proprietary blend for abrasion resistance and long wear)
- Available for Belt Widths ..... 24" to 96" (600 to 2400mm). Other sizes available upon request.
- CEMA Cleaner Rating ..... Class 5

# Specifications & Guidelines

## Pole Location Specs



**X & Y Chart for Pole Location**

Pulley Diameter (including belt and lagging)	X	Y	C
20"	10"	14-3/8"	17-1/2"
21"	10-1/2"	14-3/8"	17-3/4"
22"	11"	14-3/8"	18-1/8"
23"	11-1/2"	14-3/8"	18-3/8"
24"	12"	14-3/8"	18-3/4"
25"	12-1/2"	14-3/8"	19"
26"	13"	14-3/8"	19-3/8"
27"	13-1/2"	14-3/8"	19-3/4"
28"	14"	14-3/8"	20-1/8"
29"	14-1/2"	14-3/8"	20-3/8"
30"	15"	14-3/8"	20-3/4"
31"	15-1/2"	14-3/8"	21-1/8"
32"	16"	14-3/8"	21-1/2"
33"	16-1/2"	14-3/8"	21-7/8"
34"	17"	14-3/8"	22-1/4"
35"	17-1/2"	14-3/8"	22-5/8"
36"	18"	14-3/8"	23"
37"	18-1/2"	14-3/8"	23-3/8"
38"	19"	14-3/8"	23-7/8"
39"	19-1/2"	14-3/8"	24-1/4"
40"	20"	14-3/8"	24-5/8"
41"	20-1/2"	14-3/8"	25"
42"	21"	14-3/8"	25-1/2"
43"	21-1/2"	14-3/8"	25-7/8"
44"	22"	14-3/8"	26-1/2"

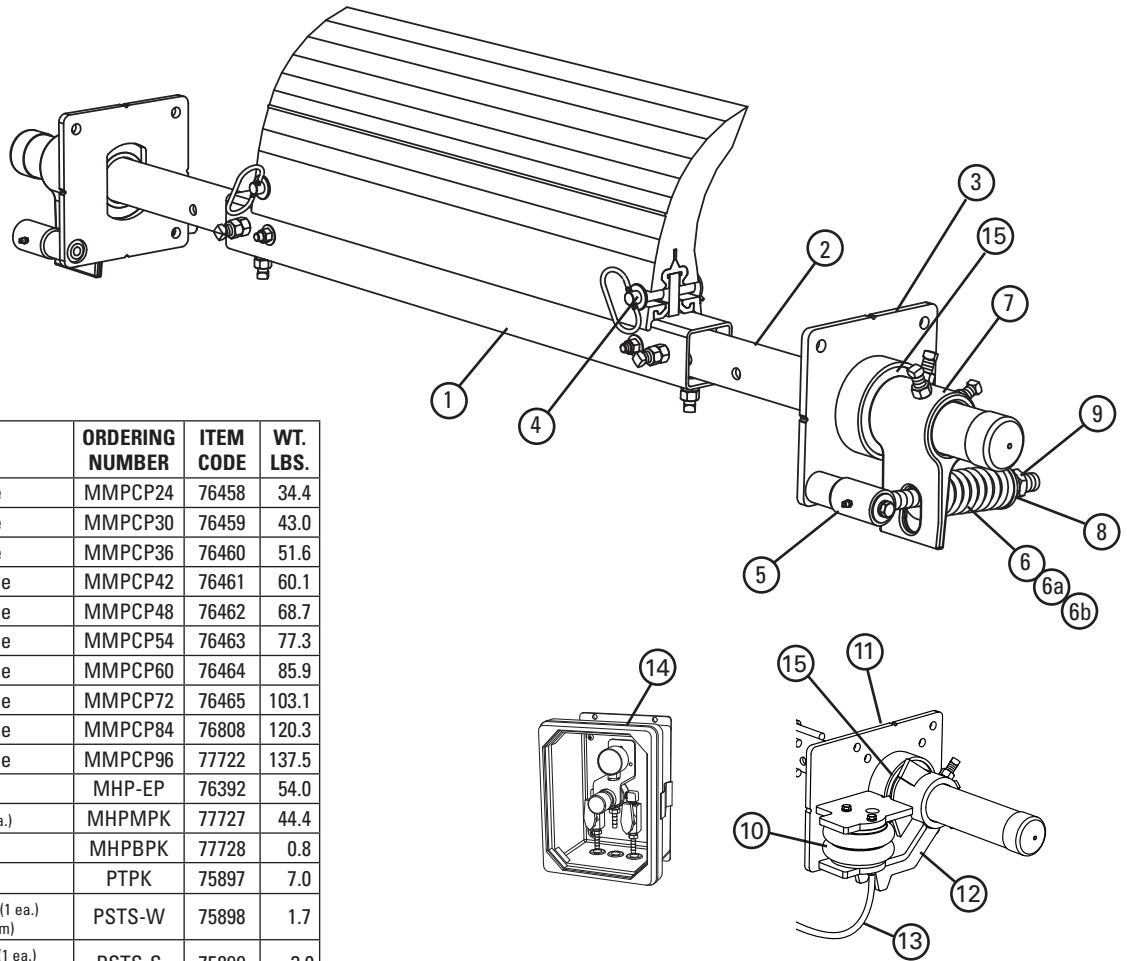
**X & Y Chart for Pole Location**

Pulley Diameter (including belt and lagging)	X	Y	C
45"	22-1/2"	14-3/8"	27"
46"	23"	14-3/8"	27 1/2"
47"	23-1/2"	14-3/8"	28"
48"	24"	14-3/8"	28 1/2"
49"	24-5/8"	14-3/8"	29"
50"	25-1/8"	14-3/8"	29 1/2"
51"	25-3/4"	14-3/8"	30"
52"	26-3/8"	14-3/8"	30 1/2"
53"	26-7/8"	14-3/8"	31"
54"	27-1/2"	14-3/8"	31 1/2"
55"	28-1/8"	14-3/8"	32"
56"	28-5/8"	14-3/8"	32 1/2"
57"	29-1/8"	14-3/8"	33"
58"	29-3/4"	14-3/8"	33 1/2"
59"	30-1/4"	14-3/8"	34"
60"	30-7/8"	14-3/8"	34 1/2"
61"	31-3/8"	14-3/8"	35"
62"	31-7/8"	14-3/8"	35 1/2"
63"	32-1/2"	14-3/8"	36"
64"	33"	14-3/8"	36 1/2"
65"	33-1/2"	14-3/8"	37"
66"	34-1/8"	14-3/8"	37 1/2"
67"	34-5/8"	14-3/8"	38"
68"	35-1/8"	14-3/8"	38 1/2"
69"	35-3/4"	14-3/8"	39"

**X & Y Chart for Pole Location**

Pulley Diameter (including belt and lagging)	X	Y	C
70"	36-1/4"	14-3/8"	39 1/2"
71"	36-3/4"	14-3/8"	40"
72"	37-3/8"	14-3/8"	40 1/2"
73"	37-7/8"	14-3/8"	41"
74"	38-3/8"	14-3/8"	41 1/2"
75"	38-7/8"	14-3/8"	42"
76"	39-1/2"	14-3/8"	42 1/2"
77"	40"	14-3/8"	43"
78"	40-1/2"	14-3/8"	43 1/2"
79"	41"	14-3/8"	44"
80"	41-5/8"	14-3/8"	44 1/2"
81"	42-1/8"	14-3/8"	45"
82"	42-5/8"	14-3/8"	45 1/2"
83"	43-1/8"	14-3/8"	46"
84"	43-3/4"	14-3/8"	46 1/2"

# Replacement Parts List



## Replacement Parts

REF	DESCRIPTION	ORDERING NUMBER	ITEM CODE	WT. LBS.
1	24" (600mm) Center Pole	MMPCP24	76458	34.4
	30" (750mm) Center Pole	MMPCP30	76459	43.0
	36" (900mm) Center Pole	MMPCP36	76460	51.6
	42" (1050mm) Center Pole	MMPCP42	76461	60.1
	48" (1200mm) Center Pole	MMPCP48	76462	68.7
	54" (1350mm) Center Pole	MMPCP54	76463	77.3
	60" (1500mm) Center Pole	MMPCP60	76464	85.9
	72" (1800mm) Center Pole	MMPCP72	76465	103.1
	84" (2100mm) Center Pole	MMPCP84	76808	120.3
96" (2400mm) Center Pole	MMPCP96	77722	137.5	
2	Extender Pole Kit (2 ea.)	MHP-EP	76392	54.0
3	Mounting Plate Kit* (2 ea.)	MHPMPK	77727	44.4
4	Blade Pin Kit* (1 ea.)	MHPBPK	77728	0.8
5	Torque Pivot Kit* (1 ea.)	PTPK	75897	7.0
6	Tension Spring - White (1 ea.) for blades 18" - 42" (450 - 1050mm)	PSTS-W	75898	1.7
6a	Tension Spring - Silver (1 ea.) for blades 48" - 78" (1200 - 1950mm)	PSTS-S	75899	3.0
6b	Tension Spring - Red (1 ea.) for blades 84" - 90" (2100 - 2250mm)	PSTS-R	77726	4.3
7	Torque Arm Kit* (1 ea.)	PSTA	75896	11.4
8	Bushing Kit (2 ea.)	QMTBK-W	76098	0.2
9	Jam Nut Kit PST Tensioner	JNK-D	79894	0.3
-	PST Spring Tensioner* - White (incl. 2 ea. Items 3, 5, 6, 7, & 8) for blades 18" - 42" (450 - 1050mm)	PST2-W	77723	86.1
-	PST Spring Tensioner* - Silver (incl. 2 ea. Items 3, 5, 6a, 7, & 8) for blades 48" - 78" (1200 - 1950mm)	PST2-S	77724	87.4
-	PST Spring Tensioner* - Red (incl. 2 ea. Items 3, 5, 6b, 7 & 8) for blades 84" - 90" (2100 - 2250mm)	PST2-R	77725	88.8

\*Hardware Included

## Spring Tensioner Selection Chart

CLEANER BLADE WIDTH	77723 PST2-W	77724 PST2-S	77725 PST2-R
MegaShear 18" - 42" (450 - 1050mm)	X		
MegaShear 48" - 78" (1200 - 1950mm)		X	
MegaShear 84" - 90" (2100 - 2250mm)			X

## PAT Air & Nitrogen Tensioner Replacement Parts

REF	DESCRIPTION	ORDERING NUMBER	ITEM CODE	WT. LBS.
10	Air/Water Bag (1 ea.)	AWTB	75905	3.8
11	Mounting Base (1 ea.)	AWTMB	75906	22.9
12	Torque Arm* (1 ea.)	AWTA	75907	11.6
13	Hose Kit (50' of hose and 6 hose clamps)	AWTHK	75909	6.7
14	PAT Control Box 60 psi	PACB60	78683	11.0
15	Pole Bearing Assy (for cleaners shipped after 4/2016)	AWTPBA	90000	2.3
-	PAT Kit- AWT Tensioner w/Control Box (includes 2 ea. Items 10, 11, 12 & 1 ea. Items 13, 14)	PAK	78705	86.2
-	AWT Air/Water Tensioner w/o Control Box (includes 2 each items 10, 11, 12 & 1 each item 13)	AWTNCB	76069	75.2


\*Hardware Included

# Product Ordering Information

## MHCP Heavy-Duty Cartridge Precleaner

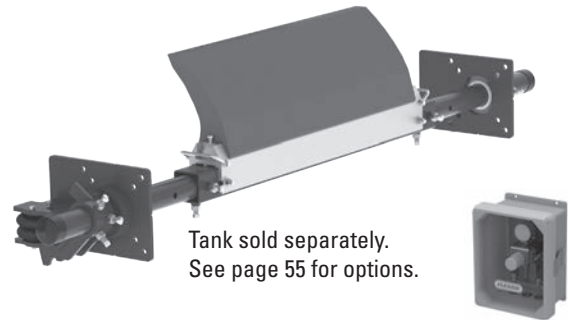
### MHCP HD Cartridge Precleaner with Spring Tensioner (PST)

BELT WIDTH		BLADE COVERAGE		ORDERING NUMBER	ITEM CODE	WT. LBS.
in.	mm	in.	mm			
24	600	18	450	MHCP-24S	75929	192.1
30	750	24	600	MHCP-30S	75930	207.2
36	900	30	750	MHCP-36S	75931	222.4
42	1050	36	900	MHCP-42S	75932	237.4
48	1200	42	1050	MHCP-48S	75933	252.5
54	1350	48	1200	MHCP-54S	75934	267.6
60	1500	54	1350	MHCP-60S	75935	282.7
72	1800	66	1650	MHCP-72S	75936	312.8
84	2100	78	1950	MHCP-84S	76800	364.9
96	2400	90	2250	MHCP-96S	78955	417.0



### MHCP HD Cartridge Precleaner with Portable Air Tensioner (PAT)

BELT WIDTH		BLADE COVERAGE		ORDERING NUMBER	ITEM CODE	WT. LBS.
in.	mm	in.	mm			
24	600	18	450	MHCP-24P	78723	192.2
30	750	24	600	MHCP-30P	78724	207.3
36	900	30	750	MHCP-36P	78725	222.4
42	1050	36	900	MHCP-42P	78726	237.4
48	1200	42	1050	MHCP-48P	78727	252.5
54	1350	48	1200	MHCP-54P	78728	267.6
60	1500	54	1350	MHCP-60P	78729	282.7
72	1800	66	1650	MHCP-72P	78730	312.8
84	2100	78	1950	MHCP-84P	78731	364.9
96	2400	90	2250	MHCP-96P	78959	417.0



### Product Notes:

- Heavy-duty design with massive SuperShear™ blades for constant cleaning power on abusive beltlines.
- Blade width equals belt width minus 6" (150mm). Can be adjusted to belt's material path.
- Pole Length: Belt width plus 58" (1450mm). For longer requirements see Installation Accessories - Pole Extender Kit (page 131).
- Tensioner Options: 1) PST Spring Tensioner for self-adjusting tensioning with easy retensioning adjustments; 2) AWT Air/Water Tensioner for automatic tensioning throughout the life of the blades; 3) NT Nitrogen Tensioner for automatic tensioning with a nitrogen tank; 4) Portable Air Tensioner used for constant, automatic tension throughout the life of the blades. Can be used with site available air lines or with the add-on air tank.
- To make cleaner installation easier and quicker, see Optional Mounting Kits (page 131).

# Product Ordering Information

## Line Connections for Portable Air Tensioner

### Air Tanks

ORDERING NUMBER	ITEM CODE	WT. LBS.
PAT1	78684	13.0
PAT2	78685	13.0



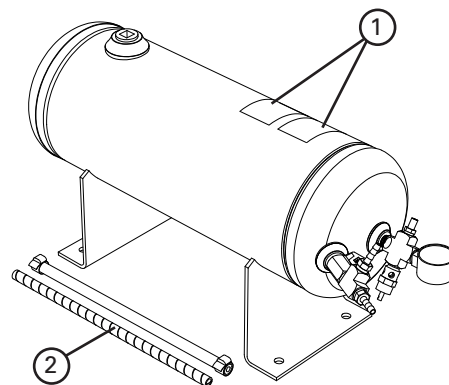
PAT1 (Single)



PAT2 (Dual)

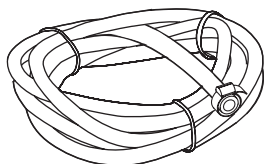
### Replacement Parts List

REF	DESCRIPTION	ORDERING NUMBER	ITEM CODE	WT. LBS.
1	Tank Label Kit	PATLK	78791	0.1
2	Tank Hose Kit (incl. 1 ea. 10' hose and 1' poly spiral wrap, 2 hose clamps)	PATHK	78794	1.5



### Product Notes:

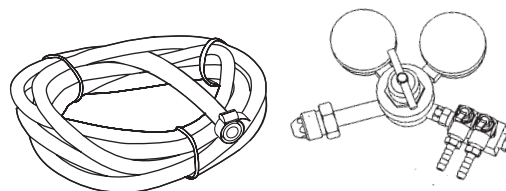
- For use with PAT cleaner assemblies and PAT control box.
- Single for applications with one cleaner, double for applications with two cleaners.
- 150# pop-off valve for safe pressurizing/charging of Air Tank.
- ASME construction.



### Air Line Connection for Site-Accessible Air

ORDERING NUMBER	ITEM CODE	WT. LBS.
PATHK*	78794	1.5

\*incl. 10' hose, 1' poly spiral wrap, 2 hose clamps



### Nitrogen Tank Connection for Site-Provided Nitrogen Tank

ORDERING NUMBER	ITEM CODE	WT. LBS.
PANK*	78799	5.0

\*incl. Nitrogen Regulator, 10' hose, 2 hose clamps


# Optional Assemblies, Tensioners & Kits

## MHCP Heavy-Duty Cartridge Precleaner

### Blade/Pole Assemblies

(Includes blades, cartridge, center pole and 2 extender poles)

BELT WIDTH		ORDERING NUMBER	ITEM CODE	WT. LBS.
in.	mm			
24	600	MHCP-BPA24	75945	106.0
30	750	MHCP-BPA30	75946	121.1
36	900	MHCP-BPA36	75947	136.2
42	1050	MHCP-BPA42	75948	151.2
48	1200	MHCP-BPA48	75949	166.3
54	1350	MHCP-BPA54	75950	181.4
60	1500	MHCP-BPA60	75951	196.5
72	1800	MHCP-BPA72	75952	226.6
84	2100	MHCP-BPA84	76809	264.4
96	2400	MHCP-BPA96	78956	302.2




### Tensioners

(Includes tensioners for both pole ends)

DESCRIPTION	ORDERING NUMBER	ITEM CODE	WT. LBS.
PST Spring Tensioner - White for belts 24" - 48" (600-1200mm)	PST2-W	77723	86.1
PST Spring Tensioner - Silver for belts 54" - 84" (1350-2100mm)	PST2-S	77724	86.2
PST Spring Tensioner - Red for belts 96" (2400mm)	PST2-R	77725	86.2
PAT Kit- PAT Tensioner	PAK	78705	86.2



PST Spring Tensioner

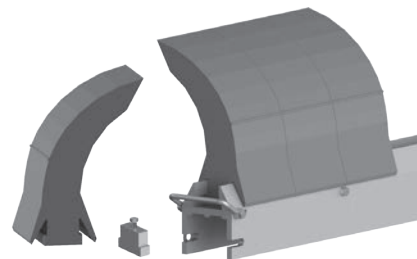


PAT AirTensioner and Control Box

### Blade Cartridge Kits

(Includes blades, cartridge, and mounting bolts)

BELT WIDTH		ORDERING NUMBER	ITEM CODE	WT. LBS.
in.	mm			
24	600	MHCP-BCK24	75953	33.0
30	750	MHCP-BCK30	75954	44.0
36	900	MHCP-BCK36	75955	55.0
42	1050	MHCP-BCK42	75956	66.0
48	1200	MHCP-BCK48	75957	77.0
54	1350	MHCP-BCK54	75958	88.0
60	1500	MHCP-BCK60	75959	99.0
72	1800	MHCP-BCK72	75960	121.0
84	2100	MHCP-BCK84	76810	141.2
96	2400	MHCP-BCK96	78957	161.4



Blade Cartridge Kit

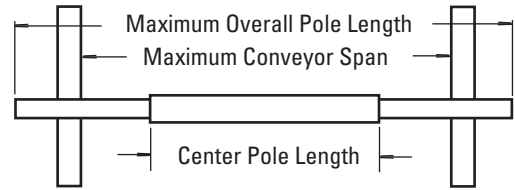
NOTE: For easy blade changeout, remove cartridge with worn blades and replace with new blade cartridge kit. New blades can then be installed in the old cartridge for the next changeout.

# Specifications & Guidelines

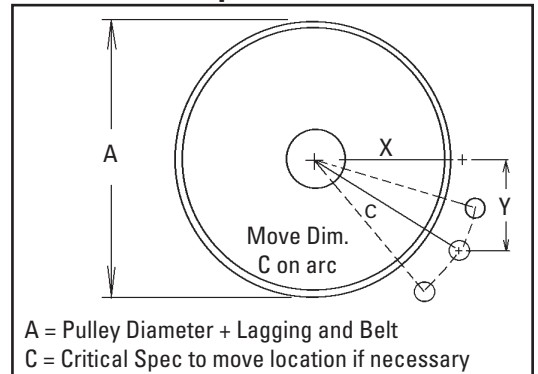
## Telescoping Pole Length Specifications

CLEANER SIZE		MAX OVERALL POLE LENGTH		CENTER POLE LENGTH		MAXIMUM CONVEYOR SPAN	
in.	mm	in.	mm	in.	mm	in.	mm
24	600	82	2050	28	700	66	1650
30	750	88	2200	34	850	72	1800
36	900	94	2350	40	1000	78	1950
42	1050	100	2500	46	1150	84	2100
48	1200	106	2650	52	1300	90	2250
54	1350	112	2800	58	1450	96	2400
60	1500	118	2950	64	1600	102	2550
72	1800	130	3250	76	1900	114	2850
84	2100	142	3550	88	2200	126	3150
96	2400	154	3850	100	2500	138	3450

Pole Diameter - 2-7/8" (73mm)

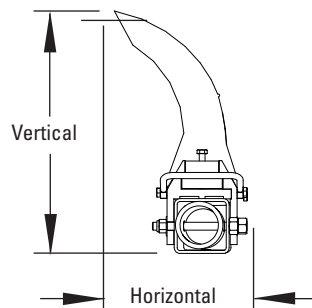


## Pole Location Specs



## Clearance Guidelines for Installation

HORIZONTAL CLEARANCE REQUIRED		VERTICAL CLEARANCE REQUIRED	
in.	mm	in.	mm
7	175	19	475



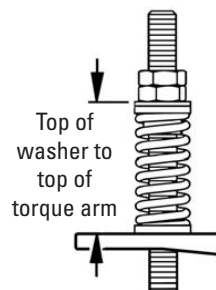
## Pole Location Chart

A	X	Y	C
20"	10"	14 3/8"	17 1/2"
21"	10 1/2"	14 3/8"	17 3/4"
22"	11"	14 3/8"	18 1/8"
23"	11 1/2"	14 3/8"	18 3/8"
24"	12"	14 3/8"	18 3/4"
25"	12 1/2"	14 3/8"	19"
26"	13"	14 3/8"	19 3/8"
27"	13 1/2"	14 3/8"	19 3/4"
28"	14"	14 3/8"	20 1/8"
29"	14 1/2"	14 3/8"	20 3/8"
30"	15"	14 3/8"	20 3/4"
31"	15 1/2"	14 3/8"	21 1/8"
32"	16"	14 3/8"	21 1/2"
33"	16 1/2"	14 3/8"	21 7/8"
34"	17"	14 3/8"	22 1/4"
35"	17 1/2"	14 3/8"	22 5/8"
36"	18"	14 3/8"	23"
37"	18 1/2"	14 3/8"	23 3/8"
38"	19"	14 3/8"	23 7/8"
39"	19 1/2"	14 3/8"	24 1/4"
40"	20"	14 3/8"	24 5/8"
41"	20 1/2"	14 3/8"	25"
42"	21"	14 3/8"	25 1/2"
43"	21 1/2"	14 3/8"	25 7/8"
44"	22 1/4"	14 3/8"	26 1/2"
45"	22 7/8"	14 3/8"	27"
46"	23 1/2"	14 3/8"	27 1/2"
47"	24"	14 3/8"	28"
48"	24 5/8"	14 3/8"	28 1/2"

## Spring Length Chart

Blade Width	White Springs	Silver Springs	Red Springs
18"	5 3/4"	6 3/8"	6 1/2"
24"	5 3/8"	6 1/4"	6 3/8"
30"	5 1/8"	6 1/8"	6 3/8"
36"	4 3/4"	6 1/8"	6 1/4"
42"	4 1/2"	6"	6 1/4"
48"	N/A	5 7/8"	6 1/8"
54"	N/A	5 3/4"	6 1/8"
60"	N/A	5 3/4"	6"
66"	N/A	5 5/8"	6"
72"	N/A	5 1/2"	5 7/8"
78"	N/A	5 1/8"	5 7/8"
84"	N/A	N/A	5 3/4"
90"	N/A	N/A	5 5/8"
96"	N/A	N/A	5 1/2"
102"	N/A	N/A	5 1/2"

Shading indicates preferred spring option.



## Air/Water or Nitrogen Pressure Chart

BLADE WIDTH	BLADES	PSI
18"	3	8#
24"	4	10#
30"	5	13#
36"	6	15#
42"	7	18#
48"	8	20#
54"	9	23#
60"	10	25#
66"	11	28#
72"	12	31#
78"	13	33#
84"	14	36#
90"	15	38#

PSI setting is based on the number of blades on the cleaner, not the belt width.

## Specifications:

- Maximum Belt Speed ..... 1200 FPM (6m/s)
- Temperature Rating ..... -30°F to 180°F (-35°C to 82°C)
- Minimum Pulley Diameter ..... 20" (500mm)
- Blade Height ..... 14" (350mm)
- Usable Blade Wear Length ..... 8" (200mm)
- Blades ..... Polyurethane (proprietary blend for abrasion resistance and long wear)
- Available for Belt Widths ..... 24" to 96" (600 to 2400mm).  
Other sizes available upon request
- CEMA Cleaner Rating ..... Class 5



# Replacement Parts List

## MHCP Heavy-Duty Cartridge Precleaner

### Replacement Parts List

REF	DESCRIPTION	ORDERING NUMBER	ITEM CODE	WT. LBS.
1	24" (600mm) Center Pole*	MHP-CP24	75961	19.0
	30" (750mm) Center Pole*	MHP-CP30	75962	23.1
	36" (900mm) Center Pole*	MHP-CP36	75963	27.2
	42" (1050mm) Center Pole*	MHP-CP42	75964	31.2
	48" (1200mm) Center Pole*	MHP-CP48	75965	35.3
	54" (1350mm) Center Pole*	MHP-CP54	75966	39.4
	60" (1500mm) Center Pole*	MHP-CP60	75967	43.5
	72" (1800mm) Center Pole*	MHP-CP72	75968	51.6
	84" (2100mm) Center Pole*	MHP-CP84	76811	60.2
	96" (2400mm) Center Pole*	MHP-CP96	78958	68.8
2	MHCP Extender Poles (2 ea.)	MHP-EP	76392	54.0
3	SuperShear™ Blade	SSRB	75978	6.6
4	24" (600mm) 2-Piece Blade Cartridge*	MHCP-2BC24	76638	13.2
	30" (750mm) 2-Piece Blade Cartridge*	MHCP-2BC30	76639	17.6
	36" (900mm) 2-Piece Blade Cartridge*	MHCP-2BC36	76640	22.0
	42" (1050mm) 2-Piece Blade Cartridge*	MHCP-2BC42	76641	26.4
	48" (1200mm) 2-Piece Blade Cartridge*	MHCP-2BC48	76642	30.8
	54" (1350mm) 2-Piece Blade Cartridge*	MHCP-2BC54	76643	35.2
	60" (1500mm) 2-Piece Blade Cartridge*	MHCP-2BC60	76644	39.6
	72" (1800mm) 2-Piece Blade Cartridge*	MHCP-2BC72	76645	48.4
	84" (2100mm) 2-Piece Blade Cartridge*	MHCP-2BC84	76812	56.5
	96" (2400mm) 2-Piece Blade Cartridge*	MHCP-2BC96	78986	64.6
5	MHCP Cartridge Handle*	MHCP-CH	76393	0.4
6	MHCP Cartridge Blade Stop*	MHCP-BS	76394	0.4

\*Hardware Included

### PST Spring Tensioner Replacement Parts

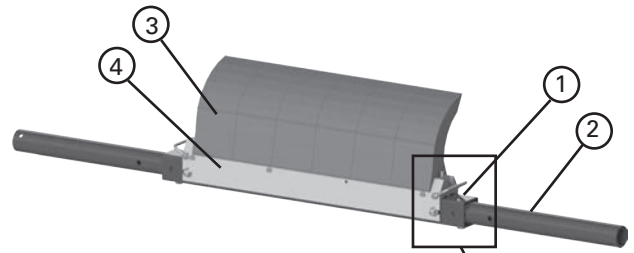
REF	DESCRIPTION	ORDERING NUMBER	ITEM CODE	WT. LBS.
7	Mounting Plate Kit* (2 ea.)	MHPMPK	77727	44.4
8	Torque Arm* (1 ea.)	PSTA	75896	11.4
9	Torque Pivot Kit (1 ea.) (no spring)	PTPK	75897	7.0
10	Tension Spring - White (1 ea.) for belts 24" - 48" (600-1200mm)	PSTS-W	75898	1.7
10a	Tension Spring - Silver (1 ea.) for belts 54" - 84" (1350-2100mm)	PSTS-S	75899	3.0
10b	Tension Spring - Red (1 ea.) for belts 96" (2400mm)	PSTS-R	77726	3.0
11	Bushing Kit (2 ea.) (for White, Silver, & Red Tensioners)	QMTBK-W	76098	0.2
12	Jam Nut Kit PST Tensioner	JNK-D	79894	0.3
-	PST Spring Tensioner* - White (includes 2 each items 7, 8, 9, 10 & 11) for belts 24" - 48" (600-1200mm)	PST2-W	77723	86.1
-	PST Spring Tensioner* - Silver (includes 2 each items 7, 8, 9, 10a & 11) for belts 54" - 84" (1350-2100mm)	PST2-S	77724	86.2
-	PST Spring Tensioner* - Red (incl. 2 each items 7, 8, 9, 10b & 11) for belts 96" (2400mm)	PST2-R	77725	86.2

\*Hardware Included

### Air/Water Tensioner Replacement Parts

REF	DESCRIPTION	ORDERING NUMBER	ITEM CODE	WT. LBS.
13	Air/Water Bag (1 ea.)	AWTB	75905	3.8
14	Mounting Base (1 ea.)	AWTMB	75906	22.9
15	Torque Arm* (1 ea.)	AWTA	75907	11.6
16	Pole Bearing Assy (for cleaners shipped after 4/2016)	AWTPBA	90000	2.3
17	Hose Kit (50' of hose and 6 hose clamps)	AWTHK	75909	6.7
-	AWT Air/Water Tensioner w/o Control Box (includes 2 each items 12, 13, 14 & 1 each item 15)	AWTNCB	76069	75.2
18	PAT Control Box 60 psi	PACB60	78683	11.0
-	PAT Kit - PAT Tensioner (includes 2 each items 12, 13, 14 & 1 each items 15 & 16)	PAK	78705	86.2

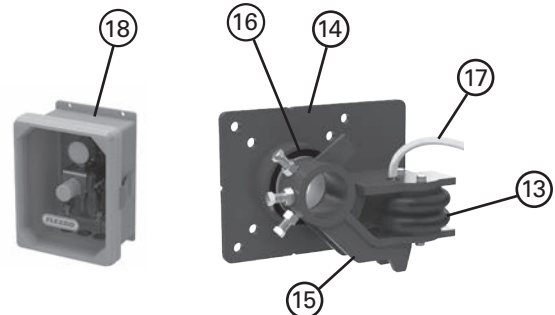

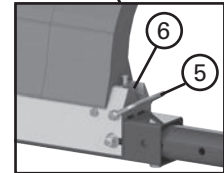
\*Hardware Included



### Blades Required per Belt Width

BELT WIDTH		BLADES REQUIRED
in.	mm	
24	600	3
30	750	4
36	900	5
42	1050	6
48	1200	7
54	1350	8
60	1500	9
72	1800	11
84	2100	13
96	2400	15

Blades and cartridges can be purchased separately (see chart at left) or preassembled as a Blade Cartridge Kit (page 56).



# Product Ordering Information

**MXP**  
Extreme-Duty Precleaner

## MXP Extreme-Duty Precleaner Belt Width -6" (150mm) with Spring Tensioner (XDST)

BELT WIDTH		BLADE COVERAGE		ORDERING NUMBER	ITEM CODE	WT. LBS.
in.	mm	in.	mm			
42	1050	36	900	MXP-642	90393	659.0
48	1200	42	1050	MXP-648	90394	700.0
54	1350	48	1200	MXP-654	90395	742.0
60	1500	54	1350	MXP-660	90396	783.0
72	1800	66	1650	MXP-672	90397	869.0
84	2100	78	1950	MXP-684	90398	953.0
96	2400	90	2250	MXP-696	90399	1036.0
108	2700	102	2550	MXP-6108	90642	1120.0
120	3000	114	2850	MXP-6120	90400	1207.0



## MXP Extreme-Duty Precleaner Belt Width -12" (300mm) with Spring Tensioner (XDST)

BELT WIDTH		BLADE COVERAGE		ORDERING NUMBER	ITEM CODE	WT. LBS.
in.	mm	in.	mm			
42	1050	30	750	MXP-1242	90581	636.0
48	1200	36	900	MXP-1248	90582	679.0
54	1350	42	1050	MXP-1254	90583	720.0
60	1500	48	1200	MXP-1260	90584	763.0
72	1800	60	1500	MXP-1272	90585	849.0
84	2100	72	1800	MXP-1284	90586	933.0
96	2400	84	2100	MXP-1296	90587	1016.0
108	2700	96	2400	MXP-12108	90643	1100.0
120	3000	108	2700	MXP-12120	90588	1187.0

## Replacement UltraShear™ Blades

BLADE WIDTH		ORDERING NUMBER	ITEM CODE	WT. LBS.
in.	mm			
6	150	USB6	90410	20.0
12	300	USB12	90409	40.0



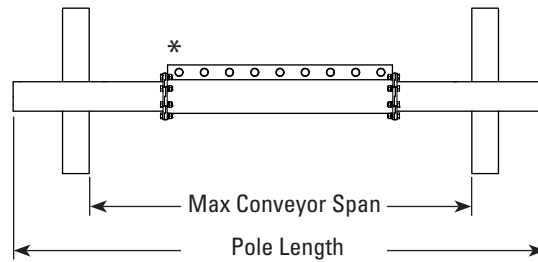
### Product Notes:

- Heavy-duty design with massive UltraShear™ blades for constant cleaning power on abusive beltlines.
- Blade width options for belt width minus 6" (150mm) or belt width minus 12" (300mm). Can be adjusted to belt's material path.
- Pole Length: Belt width plus 79" (2000mm).
- Tensioner: XDST Spring Tensioner
- To make cleaner installation easier and quicker, see Optional Mounting Kits (page 131).

# Specifications & Guidelines

## Pole Length Specifications\*

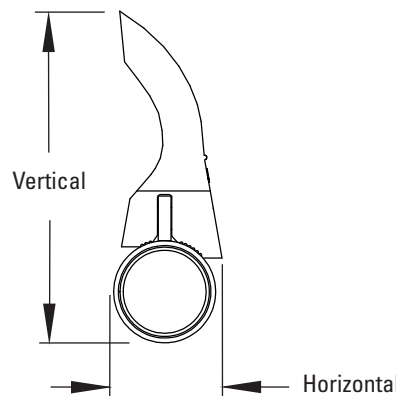
CLEANER SIZE		MAX OVERALL POLE LENGTH		CENTER POLE LENGTH		MAXIMUM CONVEYOR SPAN	
in.	mm	in.	mm	in.	mm	in.	mm
42	1050	121	3050	48	1200	105	2667
48	1200	127	3200	54	1350	111	2819
54	1350	133	3350	60	1500	117	2972
60	1500	139	3500	66	1650	123	3124
72	1800	151	3800	78	1950	135	3429
84	2100	163	4100	90	2250	147	3734
96	2400	175	4400	102	2550	159	4039
108	2700	187	4700	114	2850	171	4343
120	3000	199	5000	126	3150	183	4648



\* 6" and 12" (150mm and 300mm) blade segments can be configured to match material path.

## Clearance Guidelines for Installation

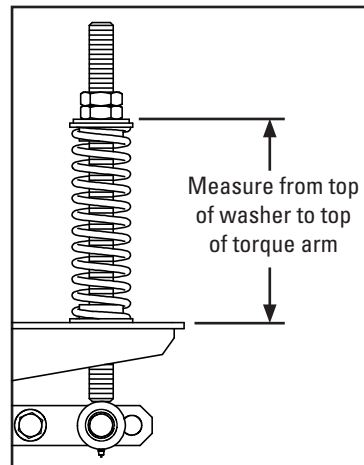
HORIZONTAL CLEARANCE REQUIRED		VERTICAL CLEARANCE REQUIRED	
in.	mm	in.	mm
12	300	27 1/2	700



## Spring Length Chart

BELT WIDTH	BLADE COVERAGE	NO. OF BLADES	PURPLE SPRINGS		WHITE SPRINGS		BLACK SPRINGS			
			in.	mm	in.	mm	in.	mm		
<b>BELT WIDTH MINUS 6" (150mm)</b>										
42	1050	36	900	3	10	255	N/A	N/A	N/A	N/A
48	1200	42	1050	3.5	9 1/2	240	10 7/8	280	N/A	N/A
54	1350	48	1200	4	9	230	10 5/8	270	N/A	N/A
60	1500	54	1350	4.5	8 1/2	215	10 3/8	265	N/A	N/A
72	1800	66	1650	5.5	7 5/8	195	9 7/8	250	N/A	N/A
84	2100	78	1950	6.5	6 3/4	170	9 3/8	240	10 3/4	270
96	2400	90	2250	7.5	5 3/4	145	8 7/8	225	10 3/8	265
108	2700	102	2550	8.5	N/A	N/A	8 3/8	210	10 1/8	255
120	3000	114	2850	9.5	N/A	N/A	7 7/8	200	9 3/4	250
<b>BELT WIDTH MINUS 12" (300mm)</b>										
42	1050	30	750	2.5	10 3/8	265	N/A	N/A	N/A	N/A
48	1200	36	900	3	10	255	11 1/4	285	N/A	N/A
54	1350	42	1050	3.5	9 1/2	240	10 7/8	280	N/A	N/A
60	1500	48	1200	4	9	230	10 5/8	270	N/A	N/A
72	1800	60	1500	5	8 1/8	205	10 1/8	260	N/A	N/A
84	2100	72	1800	6	7 1/8	180	9 5/8	245	N/A	N/A
96	2400	84	2100	7	6 1/4	160	9 1/8	230	10 1/2	270
108	2700	96	2400	8	N/A	N/A	8 5/8	220	10 1/4	260
120	3000	108	2700	9	N/A	N/A	8 1/8	205	9 7/8	250

Shading indicates preferred spring option.

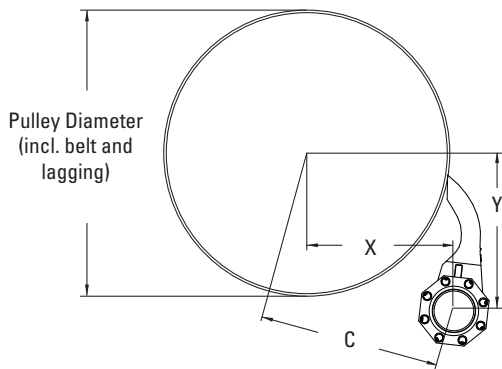


## Specifications:

- Maximum Belt Speed .....2000 FPM (10 m/s)
- Temperature Rating .....-30°F to 275°F (-35°C to 135°C)
- Minimum Pulley Diameter .....48" (1200mm)
- Blade Height .....19-3/8" (490mm)
- Usable Blade Wear Length .....11-1/2" (290mm)
- Blade Material.....Polyurethane 93 durometer (proprietary blend for abrasion resistance and long wear)
- Available for Belt Widths.....42" to 120" (1050 to 3000mm). Other sizes available upon request.
- CEMA Cleaner Rating.....Class 5

# Specifications & Guidelines

## Pole Location Specs



## METRIC X & Y Chart for Pole Location

Pulley Diameter (including belt and lagging)	X	Y	C
1225	520	665	845
1250	535	670	855
1275	545	670	865
1300	560	675	875
1325	570	675	885
1350	585	675	895
1375	595	680	905
1400	610	680	915
1425	620	685	925
1450	635	685	935
1475	645	690	945
1500	660	690	955
1525	670	695	965
1550	685	695	975
1575	695	695	985
1600	710	700	995
1625	720	700	1005
1650	735	705	1015
1675	745	705	1025
1700	760	710	1040
1725	770	710	1050
1750	785	710	1060
1775	795	715	1070
1800	810	715	1080
1825	820	720	1090

## X & Y Chart for Pole Location (cont.)

Pulley Diameter (including belt and lagging)	X	Y	C
1850	835	720	1100
1875	845	725	1115
1900	860	725	1125
1925	870	730	1135
1950	885	730	1145
1975	895	730	1155
2000	910	735	1170
2025	920	735	1180
2050	935	740	1190
2075	945	740	1200
2100	960	745	1215
2125	970	745	1225
2150	985	750	1235
2175	995	750	1245
2200	1010	750	1260
2225	1020	755	1270
2250	1035	755	1280
2275	1045	760	1290
2300	1060	760	1305
2325	1070	765	1315
2350	1085	765	1325
2375	1095	770	1340
2400	1110	770	1350
2425	1120	770	1360

## IMPERIAL X & Y Chart for Pole Location

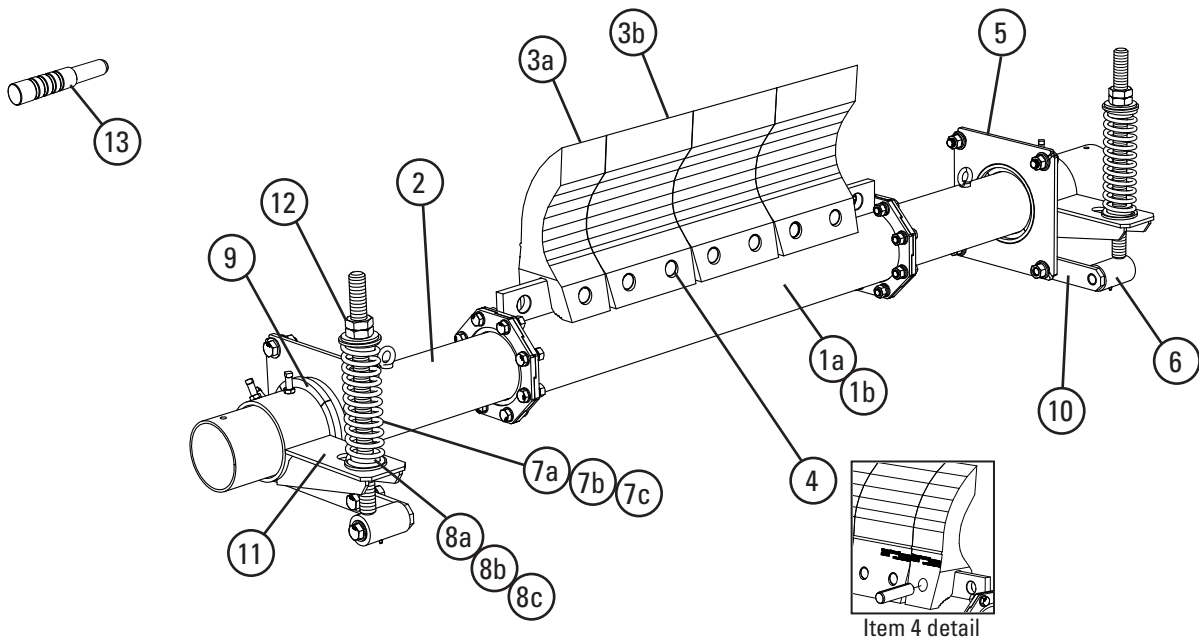
Pulley Diameter (including belt and lagging)	X	Y	C
48	20 1/2	26 1/4	33 1/4
49	21	26 3/8	33 5/8
50	21 1/2	26 3/8	34
51	22	26 1/2	34 3/8
52	22 1/2	26 5/8	34 3/4
53	23	26 5/8	35 1/8
54	23 1/2	26 3/4	35 5/8
55	24	26 7/8	36
56	24 1/2	26 7/8	36 3/8
57	24 7/8	27	36 3/4
58	25 3/8	27 1/8	37 1/8
59	25 7/8	27 1/8	37 1/2
60	26 3/8	27 1/4	38
61	26 7/8	27 3/8	38 3/8
62	27 3/8	27 1/2	38 3/4
63	27 7/8	27 1/2	39 1/8
64	28 3/8	27 5/8	39 5/8
65	28 7/8	27 3/4	40
66	29 3/8	27 3/4	40 3/8
67	29 7/8	27 7/8	40 7/8
68	30 3/8	28	41 1/4
69	30 7/8	28	41 3/4
70	31 3/8	28 1/8	42 1/8
71	31 7/8	28 1/4	42 1/2
72	32 3/8	28 1/4	43

## X & Y Chart for Pole Location (cont.)

Pulley Diameter (including belt and lagging)	X	Y	C
73	32 3/4	28 3/8	43 3/8
74	33 1/4	28 1/2	43 7/8
75	33 3/4	28 5/8	44 1/4
76	34 1/4	28 5/8	44 3/4
77	34 3/4	28 3/4	45 1/8
78	35 1/4	28 7/8	45 1/2
79	35 3/4	28 7/8	46
80	36 1/4	29	46 3/8
81	36 3/4	29 1/8	46 7/8
82	37 1/4	29 1/8	47 1/4
83	37 3/4	29 1/4	47 3/4
84	38 1/4	29 3/8	48 1/4
85	38 3/4	29 1/2	48 5/8
86	39 1/4	29 1/2	49 1/8
87	39 3/4	29 5/8	49 1/2
88	40 1/4	29 3/4	50
89	40 3/4	29 3/4	50 3/8
90	41 1/8	29 7/8	50 7/8
91	41 5/8	30	51 3/8
92	42 1/8	30	51 3/4
93	42 5/8	30 1/8	52 1/4
94	43 1/8	30 1/4	52 5/8
95	43 5/8	30 1/4	53 1/8
96	44 1/8	30 3/8	53 5/8

# Replacement Parts List

**MXP**  
Extreme-Duty Precleaner



## Replacement Poles

REF	DESCRIPTION	ORDERING NUMBER	ITEM CODE	WT. LBS.
1a	42" (1050mm) Center Pole BW-6	MXPP-642	90589	177.0
	48" (1200mm) Center Pole BW-6	MXPP-648	90590	198.0
	54" (1350mm) Center Pole BW-6	MXPP-654	90591	218.0
	60" (1500mm) Center Pole BW-6	MXPP-660	90592	239.0
	72" (1800mm) Center Pole BW-6	MXPP-672	90593	280.0
	84" (2100mm) Center Pole BW-6	MXPP-684	90594	320.0
	96" (2400mm) Center Pole BW-6	MXPP-696	90595	361.0
	108" (2700mm) Center Pole BW-6	MXPP-6108	90644	402.0
	120" (3000mm) Center Pole BW-6	MXPP-6120	90596	443.0
1b	42" (1050mm) Center Pole BW-12	MXPP-1242	90622	178.0
	48" (1200mm) Center Pole BW-12	MXPP-1248	90623	198.0
	54" (1350mm) Center Pole BW-12	MXPP-1254	90624	219.0
	60" (1500mm) Center Pole BW-12	MXPP-1260	90625	239.0
	72" (1800mm) Center Pole BW-12	MXPP-1272	90626	280.0
	84" (2100mm) Center Pole BW-12	MXPP-1284	90627	321.0
96" (2400mm) Center Pole BW-12	MXPP-1296	90628	362.0	
108" (2700mm) Center Pole BW-12	MXPP-12108	90645	401.0	
120" (3000mm) Center Pole BW-12	MXPP-12120	90629	442.0	
2	Extreme Duty Pole Ends* (pair)	MXPPE	90598	133.0

\*Hardware Included

## Spring Tensioner Selection Chart

CLEANER BLADE WIDTH	90612 XDST-P	90611 XDST-W	90613 XDST-B
UltraShear 42" - 60" (1050 - 1500mm)	X		
UltraShear 72" - 108" (1800 - 2700mm)		X	
UltraShear 120" (3000mm)			X

## Replacement Parts

REF	DESCRIPTION	ORDERING NUMBER	ITEM CODE	WT. LBS.
3a	UltraShear Blade 6" (150mm)	USB6	90410	20.0
3b	UltraShear Blade 12" (300mm)	USB12	90409	40.0
4	UltraShear Blade Pin (1 ea.)	USBP	90411	1.0
5	XDST Mounting Plate Kit* (2 ea.)	XDSTMPK	90599	64.0
6	XDST Pivot Arm Kit* (1 ea.)	XDSTPAK	90600	20.0
7a	XDST Tension Spring - Purple (1 ea.) for blades 42" - 60" (1050 - 1500mm)	XDSTS-P	90602	10.0
7b	XDST Tension Spring - White (1 ea.) for blades 72" - 108" (1800 - 2700mm)	XDSTS-W	90601	13.0
7c	XDST Tension Spring - Black (1 ea.) for blades 120" (3000mm)	XDSTS-B	90603	17.0
8a	XDST Bushing Kit - Purple (2 ea.)	XDSTBK-P	90605	0.5
8b	XDST Bushing Kit - White (2 ea.)	XDSTBK-W	90604	0.5
8c	XDST Bushing Kit - Black (2 ea.)	XDSTBK-B	90606	0.5
9	MXP Pole Bearing Kit (8 segments) Replacements for both tensioners	MXPPBK	90607	2.5
10	XDST Pivot Shaft Bracket* (1 ea.)	XDSTPSBK	90608	15.0
11	XDST Torque Arm Kit* (1 ea.)	XDSTTAK	90609	15.0
12	XDST Jam Nut Kit (2 nuts, 1 washer)	XDSTJNK	90610	1.0
13	USB Blade Pin Removal Tool	USBBRP	90412	9.0
-	XDST Spring Tensioner* - Purple (incl. 1 ea. items 5, 9; 2 ea. items 6,7a,8a,10,11,12) for blades 42" - 60" (1050 - 1500mm)	XDST-P	90612	206.0
-	XDST Spring Tensioner* - White (incl. 1 ea. items 5, 9; 2 ea. items 6,7b,8b,10,11,12) for blades 72" - 108" (1800 - 2700mm)	XDST-W	90611	212.0
-	XDST Spring Tensioner* - Black (incl. 1 ea. items 5, 9; 2 ea. items 6,7c,8c,10,11,12) for blades 120" (3000mm)	XDST-B	90613	220.0

\*Hardware Included

# Product Ordering Information

## HV2 Segmented Blade Precleaner

### HV2 Precleaners with V-Tips

BELT WIDTH		V-TIP SIZE	ORDERING NUMBER	ITEM CODE	WT. LBS.
in.	mm				
18	450	SS	HV2-18SS	79323	99.5
18	450	S	HV2-18S	79324	100.9
18	450	M	HV2-18M	79325	101.7
24	600	SS	HV2-24SS	79326	112.6
24	600	S	HV2-24S	79327	114.7
24	600	M	HV2-24M	79328	115.9
30	750	SS	HV2-30SS	79329	125.6
30	750	S	HV2-30S	79330	128.4
30	750	M	HV2-30M	79331	130.0
36	900	SS	HV2-36SS	79332	138.7
36	900	S	HV2-36S	79333	142.2
36	900	M	HV2-36M	79334	144.2
36	900	L	HV2-36L	79335	145.2
42	1050	SS	HV2-42SS	79336	151.8
42	1050	S	HV2-42S	79337	156.0
42	1050	M	HV2-42M	79338	158.4
42	1050	L	HV2-42L	79339	159.6
42	1050	LL	HV2-42LL	79340	163.8
48	1200	SS	HV2-48SS	79341	164.8
48	1200	S	HV2-48S	79342	169.7
48	1200	M	HV2-48M	79343	172.5
48	1200	L	HV2-48L	79344	173.9
48	1200	LL	HV2-48LL	79345	178.8
54	1350	S	HV2-54S	79346	183.5
54	1350	M	HV2-54M	79347	186.7
54	1350	L	HV2-54L	79348	188.3
54	1350	LL	HV2-54LL	79349	193.9
60	1500	S	HV2-60S	79350	197.3
60	1500	M	HV2-60M	79351	200.9
60	1500	L	HV2-60L	79352	202.7
60	1500	LL	HV2-60LL	79353	209.0
72	1800	S	HV2-72S	79354	216.2
72	1800	M	HV2-72M	79355	220.2
72	1800	L	HV2-72L	79356	222.2
72	1800	LL	HV2-72LL	79357	229.2

\*NOTE: HV2 Tips must be used only on vulcanized belts.  
HV2 Suspension Arm size is determined by head pulley diameter - see chart.  
Additional sizes available upon request.

### Tips Required per Cleaner Size

in.	18	24	30	36	42	48	54	60	72
mm	450	600	750	900	1050	1200	1350	1500	1800
HV2-Tips Required	2	3	4	5	6	7	8	9	11



**HV2 Precleaner**  
• 2-7/8" (73mm) diameter pole.

### Replacement HV2-Tips

ORDERING NUMBER	ITEM CODE	WT. LBS.
HV2T-S/S	79367	0.6
HV2PT	79368	0.8

### Replacement HV2 Suspension Arms

SIZE	ORDERING NUMBER	ITEM CODE	WT. LBS.
SS	H2SA6SS	79369	2.5
S	H2SA6S	79370	3.2
M	H2SA6M	79371	3.6
L	H2SA6L	79372	3.8
LL	H2SA6LL	79373	4.5

### HV2 Suspension Arm Size

HEAD PULLEY DIAMETER + BELT & LAGGING		HV2 ARM SIZE
in.	mm	
10 - 19	250-475	SS
20 - 31	500-775	S
32 - 39	800-975	M
40 - 47	1000-1175	L
48 - 67	1200-1675	LL



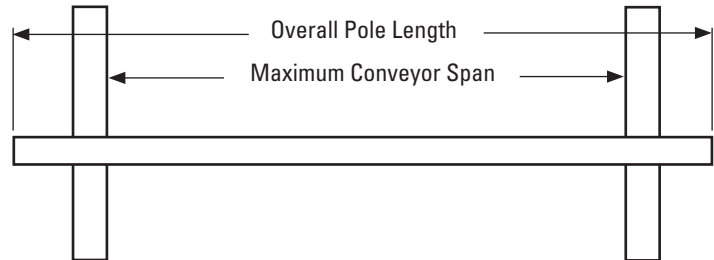
# Specifications & Guidelines

## HV2 Segmented Blade Precleaner

### Pole Length Specifications\*

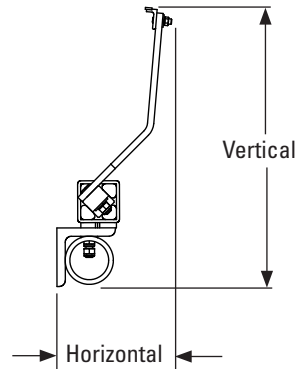
Cleaner Size		Pole Length		Maximum Conveyor Span	
in.	mm	in.	mm	in.	mm
18	450	66	1650	56	1400
24	600	72	1800	62	1550
30	750	78	1950	68	1700
36	900	84	2100	74	1850
42	1050	90	2250	80	2000
48	1200	96	2400	86	2150
54	1350	102	2550	92	2300
60	1500	108	2700	98	2450
72	1800	120	3000	110	2750

\*For special extra long pole length requirements, a Pole Extender Kit (#76024) is available that provides 30" (750mm) of extended pole length.  
Pole Diameter - 2-7/8" (73mm) (page 131)



### Clearance Guidelines for Installation

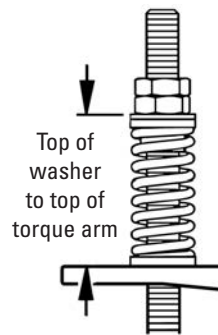
Suspension Arm Size	Horizontal Clearance Required		Vertical Clearance Required	
	in.	mm	in.	mm
SS	8-1/4	210	12-5/8	320
S	8-1/4	210	15-3/8	390
M	8-1/4	210	16-5/8	416
L	8-1/4	210	17-1/2	445
LL	8-1/4	210	20-1/8	511



### HV2 Spring Length Chart (for optimal blade tensioning)

Belt Width		Tips	Spring Length									
			SS		S		M		L		LL	
in	mm		in	mm	in	mm	in	mm	in	mm	in	mm
18"	450	2	5 1/4"	133	4 7/8"	124	4 3/4"	121	4 1/2"	114	N/A	N/A
24"	600	3	4 1/2"	114	4 1/8"	105	5 3/4"	146	5 3/4"	146	N/A	N/A
30"	750	4	4 1/2"	114	4 1/8"	105	5 3/4"	146	5 3/4"	146	N/A	N/A
36"	900	5	5 3/4"	146	5 5/8"	143	5 1/2"	140	5 3/8"	137	N/A	N/A
42"	1050	6	5 5/8"	143	5 3/8"	137	5 1/4"	133	5 1/8"	130	4 3/4"	121
48"	1200	7	5 5/8"	143	5 3/8"	137	5 1/4"	133	5 1/8"	130	4 3/4"	121
54"	1350	8	N/A	N/A	5 1/8"	130	5	127	4 7/8"	124	6"	152
60"	1500	9	N/A	N/A	4 7/8"	124	6 1/8"	156	6"	152	5 7/8"	150
72"	1800	11	N/A	N/A	6"	152	6"	152	5 7/8"	150	5 3/4"	146

Purple Spring
  Silver Spring
  White Spring



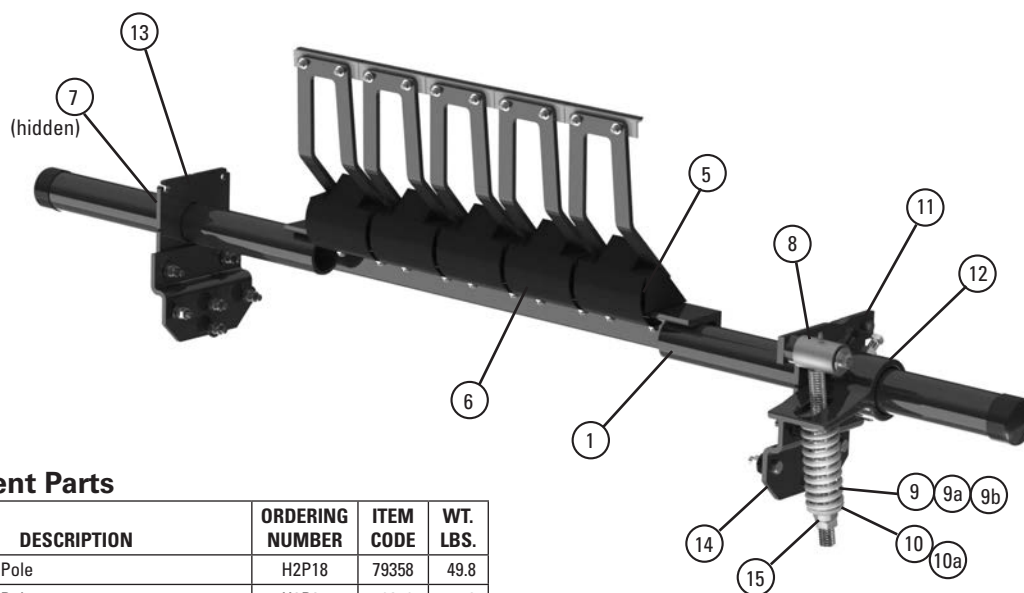
### Specifications:

- Maximum Belt Speed.....1500 FPM (7.5m/s)
- Temperature Rating.....-30°F to 180°F (-35°C to 82°C)
- Usable Blade Wear Length.....3/8" (9mm)
- Blade Material.....Long Life Tungsten Carbide  
(for vulcanized belts only)
- Available for Belt Widths.....18" to 72" (450mm to 1800mm)  
Other sizes available upon request
- CEMA Cleaner Rating.....Class 4



# Replacement Parts List

## HV2 Segmented Blade Precleaner

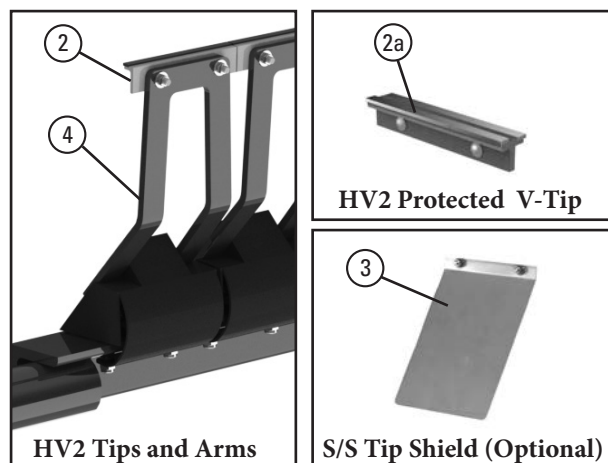


### Replacement Parts

REF	DESCRIPTION	ORDERING NUMBER	ITEM CODE	WT. LBS.
1	18" (450mm) Pole	H2P18	79358	49.8
	24" (600mm) Pole	H2P24	79359	55.0
	30" (750mm) Pole	H2P30	79360	60.1
	36" (900mm) Pole	H2P36	79361	65.3
	42" (1050mm) Pole	H2P42	79362	70.5
	48" (1200mm) Pole	H2P48	79363	75.6
	54" (1350mm) Pole	H2P54	79364	80.8
	60" (1500mm) Pole	H2P60	79365	86.0
72" (1800mm) Pole	H2P72	79366	96.3	
2	HV2 Tip (6"/150mm Tip, 1 ea.)	HV2T-S/S	79367	0.6
2a	HV2 Protected V-Tip* (6"/150mm Tip, 1 ea.) (for vulcanized belts only) (for abusive wear)	HV2PT	79368	0.8
3	HV2-S/S Tip Shield (optional)	HV2SSTS	79375	0.5
4	HV2 SS Suspension Arm*	H2SA6SS	79369	2.5
	HV2 S Suspension Arm*	H2SA6S	79370	3.2
	HV2 M Suspension Arm*	H2SA6M	79371	3.6
	HV2 L Suspension Arm*	H2SA6L	79372	3.8
	HV2 LL Suspension Arm*	H2SA6LL	79373	4.5
5	HV2 Cushion	H2RC	79374	4.3
6	HV2 Polyurethane Cushion Cover	UHVC	79453	0.5
7	Pole Lock Collar* (1 ea.)	MSPPL	75816	1.9
8	Pivot Arm Kit* (1 ea.)	QMTPAK	76096	4.3
9a	Tension Spring - Purple (1 ea.)**	QMTS-P	75845	0.6
9b	Tension Spring - White (1 ea.)**	PSTS-W	75898	1.7
9c	Tension Spring - Silver (1 ea.)**	PSTS-S	75899	3.0
10a	Bushing Kit - Purple (2 ea.) (for Item 9a)	QMTBK-P	76097	0.1
10b	Bushing Kit - White (2 ea.) (for Items 9b & 9c)	QMTBK-W	76098	0.2
11	Pivot Shaft Bracket Kit* (1 ea.)	QMTPSBK	76099	4.3
12	Torque Arm Kit* (1 ea.)	PSTA	75896	11.4
13	Mounting Plate Kit* (2 ea.)	MSPMPK	75811	8.3
14	Offset Bracket Kit* (1 ea.)	HOBK	76399	12.4
15	Jam Nut Kit QMT Tensioner	JNK-C	79893	0.3
-	QMT Spring Tensioner* - Purple (incl. 1 ea. Items 9a, 10a, 11, 12, 13)	QMT-P	76074	20.4
-	QMT Spring Tensioner* - White (incl. 1 ea. Items 9b, 10b, 11, 12, 13)	QMT-W	76075	21.8
-	QMT Spring Tensioner* - Silver (incl. 1 ea. Items 9c, 10b, 11, 12, 13)	QMT-S	79039	20.3

\*Hardware included

Note: All poles and tensioners are heavy-duty style.



### Spring Tensioner Selection Chart

HV2 Precleaner Size	76074 QMT-P	76075 QMT-W	76402 QMT-S
18" SS,S,M; 24" S,S; 30" SS,S	X		
24" M; 30" M; 36" SS-L; 42" SS-L; 48" SS-LL; 54" S-L; 60" S; 72" S		X	
54" LL; 60" M-LL; 72" M-LL			X

### Tips Required per Cleaner Size

in.	18	24	30	36	42	48	54	60	72
mm	450	600	750	900	1050	1200	1350	1500	1800
HV2-Tips Required	2	3	4	5	6	7	8	9	11

# Product Ordering Information

## H-Type with XF2-Tips Segmented Blade Precleaner

### H-Type® with XF2-Tips\*

BELT WIDTH		XF2-TIP SIZE	ORDERING NUMBER	ITEM CODE	WT. LBS.
in.	mm				
18	450	SS	HXF2-18SS	76138	32.0
18	450	S	HXF2-18S	76289	97.1
18	450	M	HXF2-18M	76290	97.9
24	600	SS	HXF2-24SS	76139	110.0
24	600	S	HXF2-24S	76291	111.2
24	600	M	HXF2-24M	76292	112.4
30	750	SS	HXF2-30SS	76140	113.8
30	750	S	HXF2-30S	76293	115.0
30	750	M	HXF2-30M	76294	116.2
36	900	SS	HXF2-36SS	76141	126.2
36	900	S	HXF2-36S	76295	127.8
36	900	M	HXF2-36M	76296	129.4
36	900	L	HXF2-36L	76297	130.6
42	1050	SS	HXF2-42SS	76142	138.6
42	1050	S	HXF2-42S	76298	140.6
42	1050	M	HXF2-42M	76299	142.6
42	1050	L	HXF2-42L	76300	144.1
48	1200	SS	HXF2-48SS	76143	142.4
48	1200	S	HXF2-48S	76301	144.4
48	1200	M	HXF2-48M	76302	146.4
48	1200	L	HXF2-48L	76303	147.9
54	1350	SS	HXF2-54SS	76144	154.8
54	1350	S	HXF2-54S	76304	157.2
54	1350	M	HXF2-54M	76305	161.7
54	1350	L	HXF2-54L	76306	163.5
60	1500	S	HXF2-60S	76145	196.2
60	1500	M	HXF2-60M	76307	199.0
60	1500	L	HXF2-60L	76308	201.1
72	1800	S	HXF2-72S	76146	216.8
72	1800	M	HXF2-72M	76309	220.0
72	1800	L	HXF2-72L	76310	222.4

\*NOTE: XF2-Tips must be used on mechanically spliced belts. Can be used on vulcanized belts.

XF2-Tip size is determined by head pulley diameter - see chart.  
Additional sizes available upon request.

To order a cleaner with XF-Tips, call Customer Service.

### Tips Required per Cleaner Size

in.	18	24	30	36	42	48	54	60	72
mm	450	600	750	900	1050	1200	1350	1500	1800
XF2-Tips Required	2	3	3	4	5	5	6	7	8



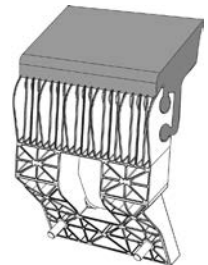
### H-Type Precleaner with XF2-Tips

• 2 7/8" (73mm) diameter pole.

### Replacement XF2-Tips

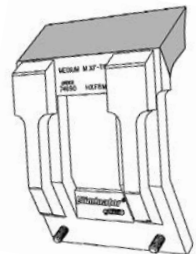
SIZE	ORDERING NUMBER	ITEM CODE	WT. LBS.
SS	HXF2-SS	75979	3.0
S	HXF2-S	75980	3.4
M	HXF2-M	75981	3.8
L	HXF2-L	75982	4.1

Specially formulated, long-wearing polyurethane blade tip. Impact-resistant, reinforced nylon base for rigidity and minimal deflection.



### Replacement XF-Tips

SIZE	ORDERING NUMBER	ITEM CODE	WT. LBS.
SS	HXF8SS	74307	3.4
S	HXF8S	74689	3.8
M	HXF8M	74690	4.1
L	HXF8L	74691	4.5



### XF2-Tip & XF-Tip Size

HEAD PULLEY DIAMETER + BELT & LAGGING		XF2-TIP & XF-TIP SIZE
in.	mm	
10 - 19	250-475	SS
20 - 31	500-775	S
32 - 39	800-975	M
40 - 47	1000-1175	L

U.S. Patent No. 6,926,133

# Specifications & Guidelines

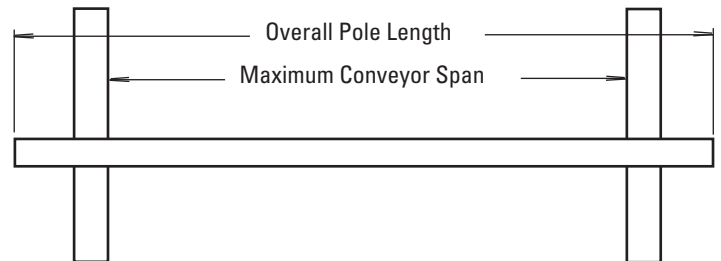
## H-Type with XF2-Tips Segmented Blade Precleaner

### Pole Length Specifications\*

CLEANER SIZE		POLE LENGTH		MAXIMUM CONVEYOR SPAN	
in.	mm	in.	mm	in.	mm
18	450	66	1650	56	1400
24	600	72	1800	62	1550
30	750	78	1950	68	1700
36	900	84	2100	74	1850
42	1050	90	2250	80	2000
48	1200	96	2400	86	2150
54	1350	102	2550	92	2300
60	1500	108	2700	98	2450
72	1800	120	3000	110	2750

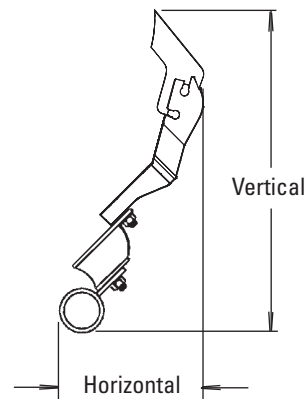
\*For special extra long pole length requirements, a Pole Extender Kit (#76024) is available that provides 30" (750mm) of extended pole length. (page 131).

Pole Diameter - 2-7/8" (73mm)



### Clearance Guidelines for Installation

SUSPENSION ARM SIZE	HORIZONTAL CLEARANCE REQUIRED		VERTICAL CLEARANCE REQUIRED	
	in.	mm	in.	mm
SS	7	175	13	325
S	7	175	15	375
M	7	175	16 1/2	413
L	7	175	18 1/2	463
LL	7	175	22	550

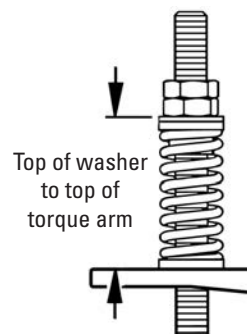


### Spring Length Chart

with QMT Spring Tensioner

BELT WIDTH	TIPS	SPRING LENGTH			
		SS	S	M	L
18"	2	4 1/2"	4"	5 3/4"	N/A
24"	3	5 5/8"	5 1/2"	5 3/8"	N/A
30"	3	5 5/8"	5 1/2"	5 3/8"	N/A
36"	4	5 3/8"	5 1/8"	5"	4 1/4"
42"	5	5"	4 3/4"	6"	6"
48"	5	5"	4 3/4"	6"	6"
54"	6	4 3/4"	6"	5 7/8"	5 7/8"
60"	7	N/A	5 7/8"	5 3/4"	5 3/4"
72"	8	N/A	5 3/4"	5 5/8"	5 5/8"

Purple Spring  
  White Spring  
  Silver Spring



### Specifications:

- Maximum Belt Speed ..... 1000 FPM (5m/s)
- Temperature Rating ..... -30°F to 180°F (-35°C to 82°C)
- Usable Blade Wear Length ..... 3" (75mm)
- Blade Material ..... Polyurethane (proprietary blend for abrasion resistance and long wear)
- Available for Belt Widths ..... 18" to 72" (450mm to 1800mm).  
Other sizes available upon request
- CEMA Cleaner Rating ..... Class 4


U.S. Patent No. 6.926,133

# Product Ordering Information

## H-Type with V-Tips Segmented Blade Precleaner

### H-Type® with V-Tips\*

BELT WIDTH		SUSPENSION ARM SIZE	ORDERING NUMBER	ITEM CODE	WT. LBS.
in.	mm				
18	450	SS	HV-18SS	76101	96.3
18	450	S	HV-18S	76190	97.1
18	450	M	HV-18M	76191	98.1
24	600	SS	HV-24SS	76102	108.6
24	600	S	HV-24S	76192	109.8
24	600	M	HV-24M	76193	111.3
30	750	SS	HV-30SS	76103	112.4
30	750	S	HV-30S	76194	113.6
30	750	M	HV-30M	76195	115.1
36	900	SS	HV-36SS	76104	124.8
36	900	S	HV-36S	76196	127.8
36	900	M	HV-36M	76197	129.8
36	900	L	HV-36L	76198	131.4
42	1050	SS	HV-42SS	76105	138.6
42	1050	S	HV-42S	76199	140.6
42	1050	M	HV-42M	76251	143.1
42	1050	L	HV-42L	76252	145.1
42	1050	LL	HV-42LL	76253	147.6
48	1200	SS	HV-48SS	76106	142.4
48	1200	S	HV-48S	76254	144.4
48	1200	M	HV-48M	76255	146.9
48	1200	L	HV-48L	76256	148.9
48	1200	LL	HV-48LL	76257	151.4
54	1350	S	HV-54S	76107	157.2
54	1350	M	HV-54M	76258	160.2
54	1350	L	HV-54L	76259	162.6
54	1350	LL	HV-54LL	76260	165.6
60	1500	S	HV-60S	76108	194.1
60	1500	M	HV-60M	76261	197.6
60	1500	L	HV-60L	76262	200.4
60	1500	LL	HV-60LL	76263	206.0
72	1800	S	HV-72S	76109	214.7
72	1800	M	HV-72M	76264	218.7
72	1800	L	HV-72L	76265	224.0
72	1800	LL	HV-72LL	76266	228.0



**H-Type Precleaner with V-Tips**  
• 2 7/8" (73mm) diameter pole.

### Replacement V-Tips

ORDERING NUMBER	ITEM CODE	WT. LBS.
HVT8-S/S	75419	1.0

### Replacement Suspension Arms

SIZE	ORDERING NUMBER	ITEM CODE	WT. LBS.
SS	HSA8SS	73047	2.0
S	HSA8S	73048	2.4
M	HSA8M	73049	2.9
L	HSA8L	73063	3.3
LL	HSA8LL	73064	3.8

\*NOTE: V-Tips can be used ONLY on vulcanized belts.

Suspension arm size is determined by head pulley diameter - see chart.  
Additional sizes available upon request.

### Tips Required per Cleaner Size

in.	18	24	30	36	42	48	54	60	72
mm	450	600	750	900	1050	1200	1350	1500	1800
<b>V-Tips Required</b>	2	3	3	4	5	5	6	7	8

### Suspension Arm Size

HEAD PULLEY DIAMETER + BELT & LAGGING		SUSPENSION ARM SIZE
in.	mm	
10 - 19	250-475	SS
20 - 31	500-775	S
32 - 39	800-975	M
40 - 47	1000-1175	L
48 - 67	1200-1675	LL

# Specifications & Guidelines

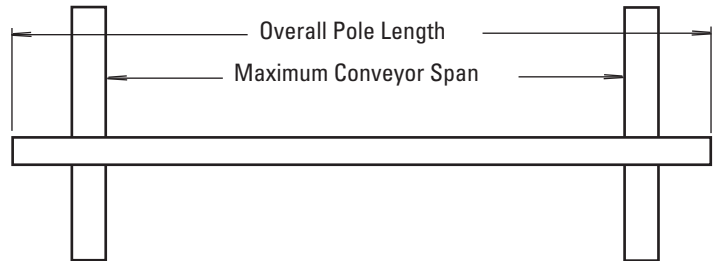
## H-Type with V-Tips Segmented Blade Precleaner

### Pole Length Specifications\*

CLEANER SIZE		POLE LENGTH		MAXIMUM CONVEYOR SPAN	
in.	mm	in.	mm	in.	mm
18	450	66	1650	56	1400
24	600	72	1800	62	1550
30	750	78	1950	68	1700
36	900	84	2100	74	1850
42	1050	90	2250	80	2000
48	1200	96	2400	86	2150
54	1350	102	2550	92	2300
60	1500	108	2700	98	2450
72	1800	120	3000	110	2750

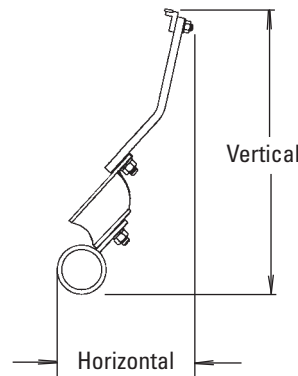
\*For special extra long pole length requirements, a Pole Extender Kit (#76024) is available that provides 30" (750mm) of extended pole length. (page 131).

Pole Diameter - 2-7/8" (73mm)



### Clearance Guidelines for Installation

SUSPENSION ARM SIZE	HORIZONTAL CLEARANCE REQUIRED		VERTICAL CLEARANCE REQUIRED	
	in.	mm	in.	mm
SS	7	175	13	325
S	7	175	15	375
M	7	175	16 1/2	413
L	7	175	18 1/2	463
LL	7	175	22	550

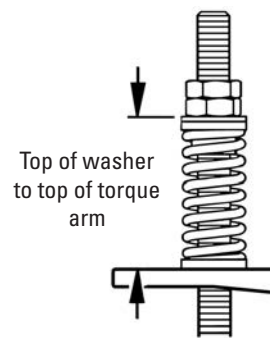


### Spring Length Chart

with QMT Spring Tensioner

BELT WIDTH	TIPS	SPRING LENGTH				
		SS	S	M	L	LL
18"	2	5 1/4"	4 7/8"	4 3/4"	4 1/2"	N/A
24"	3	4 1/2"	4 1/8"	5 3/4"	5 3/4"	N/A
30"	3	4 1/2"	4 1/8"	5 3/4"	5 3/4"	N/A
36"	4	5 3/4"	5 5/8"	5 1/2"	5 3/8"	N/A
42"	5	5 5/8"	5 3/8"	5 1/4"	5 1/8"	4 3/4"
48"	5	5 5/8"	5 3/8"	5 1/4"	5 1/8"	4 3/4"
54"	6	N/A	5 1/8"	5	4 7/8"	6"
60"	7	N/A	4 7/8"	6 1/8"	6"	5 7/8"
72"	8	N/A	6"	6"	5 7/8"	5 3/4"

Purple Spring  
  White Spring  
  Silver Spring



### Specifications:

- Maximum Belt Speed ..... 1000 FPM (5m/s)
- Temperature Rating ..... -30°F to 180°F (-35°C to 82°C)
- Usable Blade Wear Length ..... 3/8" (9mm)
- Blade Material ..... Long Life Tungsten Carbide (for vulcanized belts only)
- Available for Belt Widths ..... 18" to 72" (450mm to 1800mm)  
Other sizes available upon request
- CEMA Cleaner Rating ..... Class 4

# Product Ordering Information

## H-Type with Protected V-Tips Segmented Blade Precleaner

### H-Type® with Protected V-Tips\*

For abusive applications where materials being cleaned off the belt wear the back sides of the cleaner's V-Tips.

BELT WIDTH		SUSPENSION ARM SIZE	ORDERING NUMBER	ITEM CODE	WT. LBS.
in.	mm				
18	450	S	HVP-18S	76124	99.1
18	450	M	HVP-18M	76267	100.1
18	450	L	HVP-18L	76268	100.9
24	600	S	HVP-24S	76125	112.8
24	600	M	HVP-24M	76269	114.3
24	600	L	HVP-24L	76270	115.5
30	750	S	HVP-30S	76126	116.6
30	750	M	HVP-30M	76271	118.1
30	750	L	HVP-30L	76272	119.3
36	900	S	HVP-36S	76127	130.4
36	900	M	HVP-36M	76273	133.8
36	900	L	HVP-36L	76274	135.4
42	1050	S	HVP-42S	76128	145.6
42	1050	M	HVP-42M	76275	148.1
42	1050	L	HVP-42L	76276	150.1
48	1200	S	HVP-48S	76129	149.4
48	1200	M	HVP-48M	76277	151.9
48	1200	L	HVP-48L	76278	153.9
48	1200	LL	HVP-48LL	76279	156.4
54	1350	S	HVP-54S	76130	163.2
54	1350	M	HVP-54M	76280	166.2
54	1350	L	HVP-54L	76281	168.6
54	1350	LL	HVP-54LL	76282	171.6
60	1500	S	HVP-60S	76131	201.1
60	1500	M	HVP-60M	76283	204.6
60	1500	L	HVP-60L	76284	207.4
60	1500	LL	HVP-60LL	76285	213.0
72	1800	S	HVP-72S	76132	222.7
72	1800	M	HVP-72M	76286	226.7
72	1800	L	HVP-72L	76287	232.0
72	1800	LL	HVP-72LL	76288	236.0

\*NOTE: Protected V-Tips can be used ONLY on vulcanized belts.

Suspension arm size is determined by head pulley diameter - see chart.

Cleaners come standard with Stainless Steel Tip Shields.

Additional sizes available upon request.

### Tips Required per Cleaner Size

in.	18	24	30	36	42	48	54	60	72
mm	450	600	750	900	1050	1200	1350	1500	1800
<b>Protected V-Tips Required</b>	2	3	3	4	5	5	6	7	8



**H-Type Precleaner with HVP-Tips**  
• 2 7/8" (73mm) diameter pole.

### Replacement Protected V-Tips

ORDERING NUMBER	ITEM CODE	WT. LBS.
HVPT	73631	2.7

### Replacement Suspension Arms

SIZE	ORDERING NUMBER	ITEM CODE	WT. LBS.
SS	HSA8SS	73047	2.0
S	HSA8S	73048	2.4
M	HSA8M	73049	2.9
L	HSA8L	73063	3.3
LL	HSA8LL	73064	3.8

### Suspension Arm Size

HEAD PULLEY DIAMETER + BELT & LAGGING		SUSPENSION ARM SIZE
in.	mm	
10 - 19	250-475	SS
20 - 31	500-775	S
32 - 39	800-975	M
40 - 47	1000-1175	L
48 - 67	1200-1675	LL

# Specifications & Guidelines

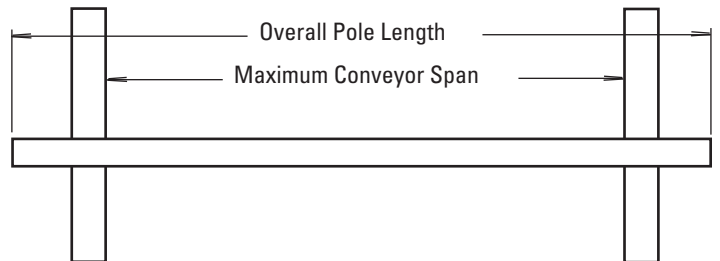
## H-Type with Protected V-Tips Segmented Blade Precleaner

### Pole Length Specifications\*

CLEANER SIZE		POLE LENGTH		MAXIMUM CONVEYOR SPAN	
in.	mm	in.	mm	in.	mm
18	450	66	1650	56	1400
24	600	72	1800	62	1550
30	750	78	1950	68	1700
36	900	84	2100	74	1850
42	1050	90	2250	80	2000
48	1200	96	2400	86	2150
54	1350	102	2550	92	2300
60	1500	108	2700	98	2450
72	1800	120	3000	110	2750

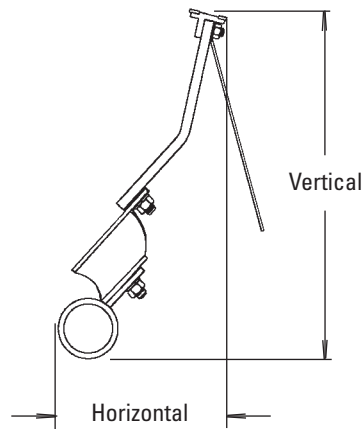
\*For special extra long pole length requirements, a Pole Extender Kit (#76024) is available that provides 30" (750mm) of extended pole length. (page 131).

Pole Diameter - 2-7/8" (73mm)



### Clearance Guidelines For Installation

SUSPENSION ARM SIZE	HORIZONTAL CLEARANCE REQUIRED		VERTICAL CLEARANCE REQUIRED	
	in.	mm	in.	mm
SS	7	175	13	325
S	7	175	15	375
M	7	175	16 1/2	413
L	7	175	18 1/2	463
LL	7	175	22	550

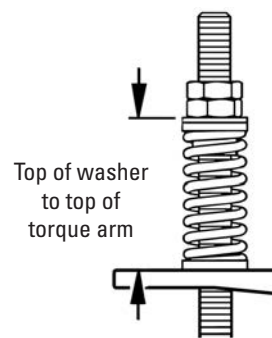


### Spring Length Chart

with QMT Spring Tensioner

BELT WIDTH	TIPS	SPRING LENGTH				
		SS	S	M	L	LL
18"	2	5 1/4"	4 7/8"	4 3/4"	4 1/2"	N/A
24"	3	4 1/2"	4 1/8"	5 3/4"	5 3/4"	N/A
30"	3	4 1/2"	4 1/8"	5 3/4"	5 3/4"	N/A
36"	4	5 3/4"	5 5/8"	5 1/2"	5 3/8"	N/A
42"	5	5 5/8"	5 3/8"	5 1/4"	5 1/8"	4 3/4"
48"	5	5 5/8"	5 3/8"	5 1/4"	5 1/8"	4 3/4"
54"	6	N/A	5 1/8"	5	4 7/8"	6"
60"	7	N/A	4 7/8"	6 1/8"	6"	5 7/8"
72"	8	N/A	6"	6"	5 7/8"	5 3/4"

Purple Spring  
  White Spring  
  Silver Spring



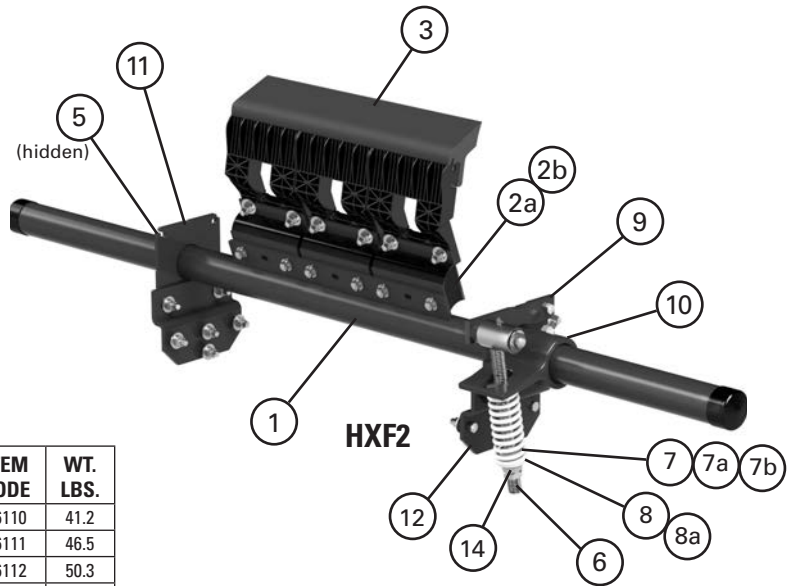
### Specifications:

- Maximum Belt Speed ..... 1000 FPM (5m/s)
- Temperature Rating ..... -30°F to 180°F (-35°C to 82°C)
- Usable Blade Wear Length ..... 3/8" (9mm)
- Blade Material ..... Long Life Tungsten Carbide (for vulcanized belts only)
- Available for Belt Widths ..... 18" to 72" (450mm to 1800mm).  
Other sizes available upon request
- CEMA Cleaner Rating ..... Class 4





# Replacement Parts List

## H-Type Segmented Blade Precleaners



### Replacement Parts

REF	DESCRIPTION	ORDERING NUMBER	ITEM CODE	WT. LBS.
1	18" (450mm) Pole	H78P18	76110	41.2
	24" (600mm) Pole	H78P24	76111	46.5
	30" (750mm) Pole	H78P30	76112	50.3
	36" (900mm) Pole	H78P36	76113	55.7
	42" (1050mm) Pole	H78P42	76114	61.1
	48" (1200mm) Pole	H78P48	76115	64.9
	54" (1350mm) Pole	H78P54	76116	70.3
	60" (1500mm) Pole	H78P60	76117	99.8
72" (1800mm) Pole	H78P72	76118	113.0	
2a	H2 XF-Tip Cushion* (for S, M, L HXF2-Tips; or S - LL Susp. Arms)	HXFC2	75902	4.0
2b	H2 F-Tip Cushion* (for SS HXF2 Tips; or SS Susp. Arms)	HFC2	75901	4.0
3	HXF2-Tip Extra Small*	HXF2-SS	75979	3.0
	HXF2-Tip Small*	HXF2-S	75980	3.4
	HXF2-Tip Medium*	HXF2-M	75981	3.8
	HXF2-Tip Large*	HXF2-L	75982	4.1
3a	H V-Tip* (1 ea.)	HVT8-S/S	75419	1.0
3b	H Protected V-Tip* (1 ea.) for vulcanized belts only) (for abusive wear)	HVPT	73631	2.7
4	H SS Suspension Arm*	HSA8SS	73047	0.5
	H S Suspension Arm*	HSA8S	73048	1.0
	H M Suspension Arm*	HSA8M	73049	1.5
	H L Suspension Arm*	HSA8L	73063	2.0
	H LL Suspension Arm*	HSA8LL	73064	2.5
5	Pole Lock Collar* (1 ea.)	MSPPL	75816	1.9
6	Pivot Arm Kit* (1 ea.)	QMTPAK	76096	4.3
7	Tension Spring - Purple (1 ea.)**	QMTS-P	75845	0.6
7a	Tension Spring - White (1 ea.)**	PSTS-W	75898	1.7
7b	Tension Spring - Silver (1 ea.)**	PSTS-S	75899	3.0
8	Bushing Kit - Purple (2 ea.) (for Item 7)	QMTBK-P	76097	0.1
8a	Bushing Kit - White (2 ea.) (for Items 7a & 7b)	QMTBK-W	76098	0.2
9	Pivot Shaft Bracket Kit* (1 ea.)	QMTPSBK	76099	4.3
10	Torque Arm Kit* (1 ea.)	PSTA	75896	11.4
11	Mounting Plate Kit* (2 ea.)	MSPMPK	75811	8.3
12	Offset Bracket Kit* (1 ea.)	HOBK	76399	12.4
13	H SS Tip Shield	HSSTS	74771	0.5
14	Jam Nut Kit QMT Tensioner	JNK-C	79893	0.3
-	H SS Cushion Shield	HSSCS	74772	0.6
-	QMT Spring Tensioner* - Purple (incl. 1 ea. Items 6, 7, 8, 9, & 10)	QMT-P	76074	20.4
-	QMT Spring Tensioner* - White (incl. 1 ea. Items 6, 7a, 8a, 9, & 10)	QMT-W	76075	21.8
-	QMT Spring Tensioner* - Silver (incl. 1 ea. Items 6, 7b, 8a, 9, & 10)	QMT-S	79039	20.3



### Spring Tensioner Selection Chart

CLEANER TYPE AND SIZE	76074 QMT-P	76075 QMT-W	79039 QMT-S
<b>HXF2</b>			
18" SS & S	X		
18" M; 24"-36"; 42"-48" SS & S; 54" SS		X	
42"-48" M & L; 54"-72" S, M, L			X
<b>HV</b>			
18" SS, S, M; 24"-30" SS & S	X		
24"-30" M; 36"-48", 54" S, M, L; 60" S		X	
54" LL; 60" M, L, LL; 72"			X
<b>HVP</b>			
18" S, M; 24"-30" S	X		
24"-30" M; 36"-48"; 54" S, M, L; 60" S		X	
54" LL; 60" M, L, LL; 72"			X

\*Hardware included

Note: All poles and tensioners are heavy-duty style.  
Parts for old style H cleaners - See page <?>.

# Product Ordering Information

## H-Type with V-Tips High Temperature Precleaner



### High Temp Precleaner with V-Tips

BELT WIDTH		SUSPENSION ARM SIZE	ORDERING NUMBER	ITEM CODE	WT. LBS.
in.	mm				
18	450	SS	HTV18SS	74821	64.0
18	450	S	HTV18S	74828	65.0
24	600	SS	HTV24SS	74822	71.6
24	600	S	HTV24S	74829	72.6
30	750	SS	HTV30SS	74823	78.0
30	750	S	HTV30S	74830	80.0
36	900	SS	HTV36SS	74824	88.0
36	900	S	HTV36S	74831	90.0
36	900	M	HTV36M	74838	92.0
42	1050	SS	HTV42SS	74825	108.0
42	1050	S	HTV42S	74832	110.0
42	1050	M	HTV42M	74839	112.0
48	1200	SS	HTV48SS	74826	117.0
48	1200	S	HTV48S	74833	120.0
48	1200	M	HTV48M	74840	122.0

Suspension arm size is determined by head pulley diameter - see chart.  
Pole Diameter - 2-3/8" (60mm)

### Replacement Suspension Arms

SUSPENSION ARM SIZE	ORDERING NUMBER	ITEM CODE	WT. LBS.
SS	HSA8SS	73047	0.5
S	HSA8S	73048	1.0
M	HSA8M	73049	1.5

### Replacement V-Tips

ORDERING NUMBER	ITEM CODE	WT. LBS.
HVT8-S/S	75419	1.0

### Replacement Spring

ORDERING NUMBER	ITEM CODE	WT. LBS.
HTTS-HT	79068	1.0

### Tips Required per Cleaner Size

	18	24	30	36	42	48
in.	18	24	30	36	42	48
mm	450	600	750	900	1050	1200
V-Tips Required	2	3	3	4	5	5

### Suspension Arm Size

HEAD PULLEY DIAMETER + BELT & LAGGING		SUSPENSION ARM SIZE
in.	mm	
8 - 15	200 - 375	SS
16 - 27	400 - 675	S
28 - 35	700 - 875	M

### Product Notes:

- The High Temp Precleaner works in ambient temperatures up to 400°F (204°C) with spikes to 450°F (232°C).
- V-Tips can be used ONLY on vulcanized belts.
- Cleaners come standard with stainless steel tip shields.
- For replacement parts see the old-style H-Type Replacement Parts List (page 129).
- Compatible with reversing belts.

# Product Ordering Information

## EZS2 Standard Duty Secondary Cleaner

### EZS2 Secondary

BELT WIDTH		ORDERING NUMBER	ITEM CODE	WT. LBS.
in.	mm			
18	450	EZS2-18	75643	71.0
24	600	EZS2-24	75644	75.8
30	750	EZS2-30	75645	79.7
36	900	EZS2-36	75646	85.5
42	1050	EZS2-42	75647	89.4
48	1200	EZS2-48	75648	94.2
54	1350	EZS2-54	75649	99.0
60	1500	EZS2-60	75650	136.3
72	1800	EZS2-72	75651	151.9



### Replacement C-Tips

ORDERING NUMBER	ITEM CODE	WT. LBS.
ICT6	74535	0.7

### Tips Required Per Cleaner Size

in.	18	24	30	36	42	48	54	60	72
mm	450	600	750	900	1050	1200	1350	1500	1800
C-Tips Required	3	4	5	6	7	8	9	10	12

### Product Notes:

- Blade width equals belt width.
- Can be installed in any location from where the belt leaves the pulley on down the beltline.
- FormFlex™ cushions automatically adjust the individual tension of each blade to the belt.
- Works with mechanical splices.
- A special cushion pad helps absorb the impact from mechanical splices and eliminates blade vibration.
- Comes complete with universal mounting brackets.
- Versatile tensioner can be installed to either push-up or pull-up the cleaner to the belt, depending on installation space constraints.
- If belt is cupped or has low tension, a hold-down roller may be required to flatten and support the belt for optimal cleaning results.

U.S. Patent No. 6,823,983

# Product Ordering Information

## High Temp EZS2 High Temp Secondary Cleaner

### High Temp Secondary Cleaner with C-Tips

BELT WIDTH		ORDERING NUMBER	ITEM CODE	WT. LBS.
in.	mm			
18	450	HTS18	76085	64.0
24	600	HTS24	76086	68.0
30	750	HTS30	76087	72.0
36	900	HTS36	76088	76.0
42	1050	HTS42	76089	80.0
48	1200	HTS48	76090	84.0
54	1350	HTS54	76091	88.0
60	1500	HTS60	76092	145.3
72	1800	HTS72	76093	149.5

Pole Diameter - 2-3/8" (60mm)



### Replacement C-Tips

ORDERING NUMBER	ITEM CODE	WT. LBS.
ICT6	74535	0.7

### Replacement Cushion Kit

ORDERING NUMBER	ITEM CODE	WT. LBS.
HTSCK	76094	1.5

### Tips Required per Cleaner Size

in.	18	24	30	36	42	48	54	60	72
mm	450	600	750	900	1050	1200	1350	1500	1800
C-Tips Required	3	4	5	6	7	8	9	10	12

### Product Notes:

- The High Temp Secondary works in ambient temperatures up to 400°F (204°C) with spikes to 450°F (232°C).
- Works with mechanical fasteners.

U.S. Patent No. 6,823,983

# Specifications & Guidelines

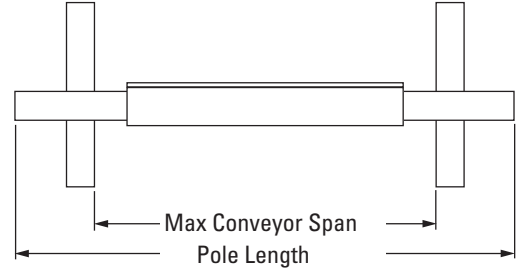
## EZS2 Standard Duty Secondary Cleaner

### Pole Length Specifications

BELT WIDTH		BLADE WIDTH		POLE LENGTH		MAXIMUM CONVEYOR SPAN	
in.	mm	in.	mm	in.	mm	in.	mm
18	450	18	450	52	1300	47	1175
24	600	24	600	58	1450	53	1325
30	750	30	750	64	1600	59	1475
36	900	36	900	70	1750	65	1625
42	1050	42	1050	76	1900	71	1775
48	1200	48	1200	82	2050	77	1925
54	1350	54	1350	88	2200	83	2075
60	1500	60	1500	94	2350	89	2225
72	1800	72	1800	106	2650	101	2525

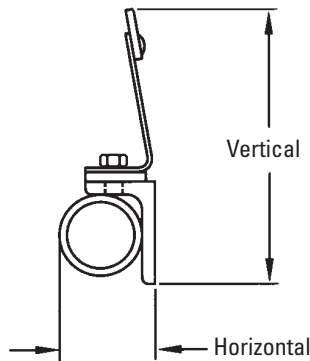
Pole Diameter - 2-3/8" (60mm) on 18" - 54" (450-1350mm)

Pole Diameter - 2-7/8" (73mm) on 60" - 72" (1500-1800mm)



### Clearance Guidelines for Installation

HORIZONTAL CLEARANCE REQUIRED		VERTICAL CLEARANCE REQUIRED	
in.	mm	in.	mm
4	100	8 1/2 for 18"-54"	213
		9 1/2 for 60"-72"	238



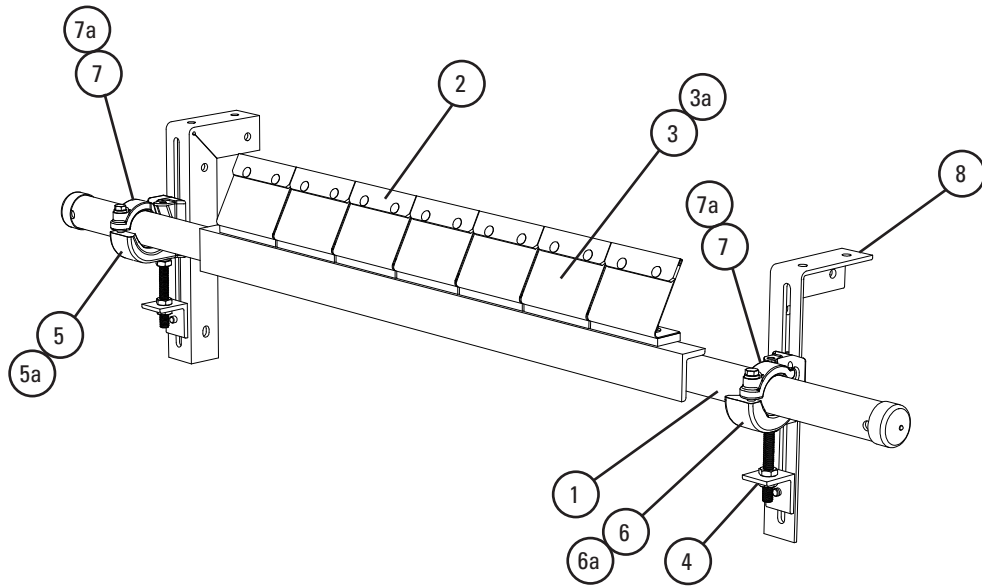
### Specifications:

- Maximum Belt Speed .....700 FPM (3.5m/s)
- Temperature Rating (EZS2).....-30°F to 200°F (-35°C to 93°C)
- Temperature Rating (EZS2 High-Temp) .....Up to 400°F (204°C) with spikes to 450°F (232°C)
- Usable Blade Wear Length .....3/8" (9mm)
- Blade Material.....Impact Resistant Tungsten Carbide (works with mechanical fasteners)
- Available for Belt Widths.....18" to 72" (450 to 1800mm)
- CEMA Cleaner Rating.....Class 3

U.S. Patent No. 6,823,983

# Replacement Parts List

## EZS2 Standard Duty Secondary Cleaner



### Replacement Parts

REF	DESCRIPTION	ORDERING NUMBER	ITEM CODE	WT. LBS.
1	18" (450mm) Pole	EZS2P18	75652	25.0
	24" (600mm) Pole	EZS2P24	75653	28.0
	30" (750mm) Pole	EZS2P30	75654	30.0
	36" (900mm) Pole	EZS2P36	75655	34.0
	42" (1050mm) Pole	EZS2P42	75656	36.0
	48" (1200mm) Pole	EZS2P48	75657	39.0
	54" (1350mm) Pole	EZS2P54	75658	42.0
	60" (1500mm) Pole	EZS2P60	75659	77.0
72" (1800mm) Pole	EZS2P72	75660	89.0	
2	C-Tip Kit* (1 ea.)	ICT6	74535	0.7
3	FormFlex™ Cushion Kit* (incl. 1 cushion & 1 pad)	FFCK	75661	1.5
3a	High Temp Replacement Cushion Kit (incl. 1 cushion & 1 pad)	HTSCK	76094	1.5
4	Adjusting Bracket Kit* (1 ea.)	PAB	75513	1.5
5	Pole Clamp Kit LEFT* (1 ea.) (incl. item 7) (for sizes 18"-54" (450-1350mm))	CCKL	79224	6.8
5a	HD Pole Clamp Kit LEFT* (1 ea.) (incl. item 7a) (for sizes 60"-72" (1500-1800mm))	CCKHDL	79225	8.7
6	Pole Clamp Kit RIGHT* (1 ea.) (incl. item 7) (for sizes 18"-54" (450-1350mm))	CCKR	79228	6.8
6a	HD Pole Clamp Kit RIGHT* (1 ea.) (incl. item 7a) (for sizes 60"-72" (1500-1800mm))	CCKHDR	79229	8.7
7	Cradle Clamp Top Strap (1 ea.) (for use on L or R Pole Clamp Kit)	CCKTS	79232	1.1
7a	HD Cradle Clamp Top Strap (1 ea.) (for use on L or R HD Pole Clamp Kit)	CCKHDS	79233	1.7
8	Mounting Bracket Kit (1 Right and 1 Left)	EZS2MBK	75666	13.0
-	Cradle Clamp Mounting Kit* (for sizes 18"-54" (450-1350mm)) (incl. 2 ea. Items 4 and 1 ea. Items 5, 6 & 8)	CCMK	78919	33.0
-	HD Cradle Clamp Mounting Kit* (for sizes 60"-72" (1500-1800mm)) (incl. 2 ea. Items 4 and 1 ea. Items 5a, 6a & 8)	CCMKHD	78920	36.7

\*Hardware Included

### Mounting Kit Selection Chart

Cleaner Width	78919 CCMK	78920 CCMKHD
EZS2 18" - 54" (450 - 1350mm)	X	
EZS2 60" - 72" (1500 - 1800mm)		X

### Cleaner Tips and Cushions Required Per Cleaner Size

in.	mm	Tips Required
18	450	3
24	600	4
30	750	5
36	900	6
42	1050	7
48	1200	8
54	1350	9
60	1500	10
72	1800	12


U.S. Patent No. 6,823,983

# Product Ordering Information

## Y-Type™ Standard Duty Secondary Cleaner with Carbide or Polyurethane Blades and YST Tensioner

### Y-Type™ Standard Duty with Carbide Blades


BELT WIDTH		ORDERING NUMBER	ITEM CODE	WT. LBS.
in.	mm			
18	450	YT-TC-18S	79759	55.0
24	600	YT-TC-24S	79760	60.0
30	750	YT-TC-30S	79761	65.0
36	900	YT-TC-36S	79762	70.0
42	1050	YT-TC-42S	79763	76.0
48	1200	YT-TC-48S	79764	82.0



Y-Type™ Standard Duty with Carbide Blades

### Y-Type™ Standard Duty with Purple Polyurethane Blades


BELT WIDTH		ORDERING NUMBER	ITEM CODE	WT. LBS.
in.	mm			
18	450	YT-18S	79765	59.0
24	600	YT-24S	79766	65.0
30	750	YT-30S	79767	71.0
36	900	YT-36S	79768	77.0
42	1050	YT-42S	79769	83.0
48	1200	YT-48S	79770	89.0



Y-Type™ Standard Duty with Purple Polyurethane Blades

### Y-Type™ Standard Duty with White Polyurethane Blades

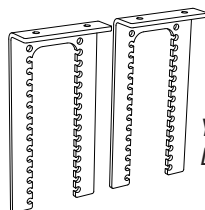
BELT WIDTH		ORDERING NUMBER	ITEM CODE	WT. LBS.
in.	mm			
18	450	YTW-18S	79771	59.0
24	600	YTW-24S	79772	65.0
30	750	YTW-30S	79773	71.0
36	900	YTW-36S	79774	77.0
42	1050	YTW-42S	79775	83.0
48	1200	YTW-48S	79776	89.0



Y-Type™ Standard Duty with White / Food Grade Blades

### Optional YST Drop Brackets (2)

ORDERING NUMBER	ITEM CODE	WT. LBS.	USD PRICE
YSTDBK	79844	19.7	\$ 235.20



YST Standard Duty Drop Brackets

### Product Notes:

- Works on reversing belts, vulcanized belts, and belts with mechanical fasteners.
- Pole Length: Belt width plus 30" (750mm). For longer requirements, see Installation Accessories – Pole Extender Kit (page 131).
- Visual Blade Tension Check: Measure the tension spring and refer to Spring Length Chart on mounting base for the correct length for best cleaning performance.
- Tensioner: Standard Duty YST Spring Tensioner for self-adjusting tensioning with easy retensioning adjustments. The tensioner can be mounted in pull-up or push-up position.
- To make cleaner installation easier and quicker, see Optional Mounting Kits on replacement parts page or page 131.
- Simple design makes changing the blades fast and easy. Blades can be removed and replaced individually, or all at once by replacing the cartridge.



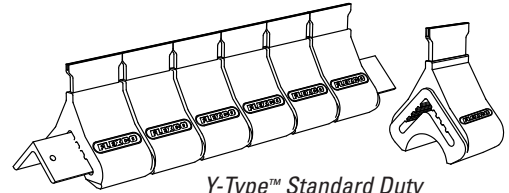
# Product Ordering Information

## Y-Type™ Standard Duty Secondary Cleaner with Carbide or Polyurethane Blades and YST Tensioner

### Replacement Blades/Cartridges Standard Duty Carbide

BELT WIDTH		ORDERING NUMBER	ITEM CODE	WT. LBS.
in.	mm			
-	-	YT-C*	79574	1.1
18	450	YCART-18/450-TC	79811	12.6
24	600	YCART-24/600-TC	79812	16.5
30	750	YCART-30/750-TC	79813	20.4
36	900	YCART-36/900-TC	79814	24.2
42	1050	YCART-42/1050-TC	79815	28.1
48	1200	YCART-48/1200-TC	79816	31.9

\*Single 3" blade segment

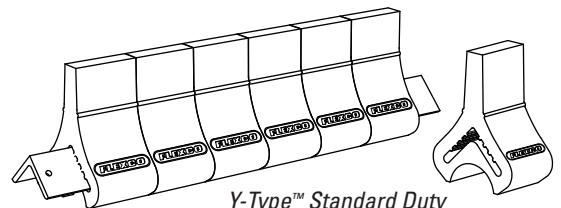


Y-Type™ Standard Duty Carbide Blade Cartridge

### Replacement Blades/Cartridges Standard Duty Purple Polyurethane

BELT WIDTH		ORDERING NUMBER	ITEM CODE	WT. LBS.
in.	mm			
-	-	YT-P*	79573	1.2
18	450	YCART-18/450-P	79617	13.1
24	600	YCART-24/600-P	79618	17.1
30	750	YCART-30/750-P	79619	21.1
36	900	YCART-36/900-P	79620	25.1
42	1050	YCART-42/1050-P	79621	29.1
48	1200	YCART-48/1200-P	79622	33.1

\*Single 3" blade segment



Y-Type™ Standard Duty Polyurethane Blade Cartridge

### Replacement Blades/Cartridges Standard Duty White† Polyurethane

BELT WIDTH		ORDERING NUMBER	ITEM CODE	WT. LBS.
in.	mm			
-	-	YT-W*	79572	1.2
18	450	YCART-18/450-W	79611	13.1
24	600	YCART-24/600-W	79612	17.1
30	750	YCART-30/750-W	79613	21.1
36	900	YCART-36/900-W	79614	25.1
42	1050	YCART-42/1050-W	79615	29.1
48	1200	YCART-48/1200-W	79616	33.1

\*Single 3" blade segment

†White blades are chemical resistant, and all ingredients used in Polyurethane formulation comply with the relevant requirements of 21 CFR (FDA Code of Federal Regulations) for use in repeated bulk dry food applications.

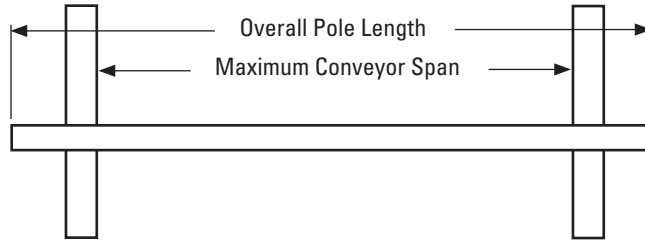
# Specifications & Guidelines

## Y-Type™ Standard Duty Secondary Cleaner with YST Tensioner

### Pole Length Specifications

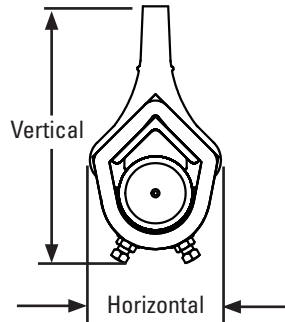
Cleaner Size		Pole Length		Maximum Conveyor Span	
in.	mm	in.	mm	in.	mm
18	450	48	1200	40	1025
24	600	54	1350	46	1175
30	750	60	1500	52	1325
36	900	66	1650	58	1475
42	1050	72	1800	64	1625
48	1200	78	1950	70	1775

Pole Length - Belt +30" (750mm)  
Pole Diameter - 2-3/8" (60mm)



### Clearance Guidelines for Installation

Cleaner Type	Belt Width/ Cleaner Size		Horizontal Clearance Required		Vertical Clearance Required	
	in.	mm	in.	mm	in.	mm
Y-Type® Polyurethane	18 - 48	450 - 1200	4-1/4	110	8-1/4	210
Y-Type Carbide	18 - 48	450 - 1200	4-1/4	110	7-3/4	184



### Y-Type Blade Specifications

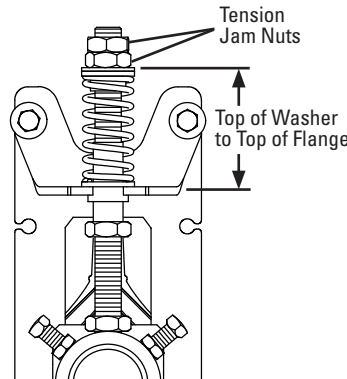
Cushion	Durometer	Temperature Range
Purple (Standard)	86A	-30° to 180°F -35° to 82° C
White (Food Grade)‡	83A	-30° to 180°F -35° to 82° C
Carbide	86A	-30° to 180°F -35° to 82° C

‡All ingredients used in the Polyurethane formulation of this blade comply with the relevant requirements of 21 CFR (FDA Code of Federal Regulations) for use in repeated bulk dry food applications.

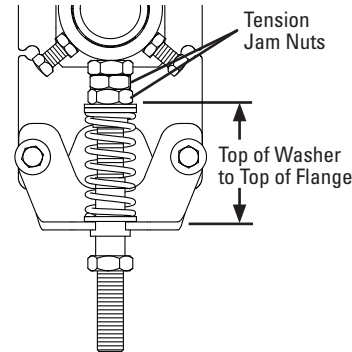
### Spring Length Chart

Blade Width		Carbide Tip		Polyurethane Tip			
		Silver Springs		Yellow Springs		Purple Springs	
in.	mm	in.	mm	in.	mm	in.	mm
18	450	4 1/8	105	3 1/4	83	3 5/8	92
24	600	4	102	2 7/8	73	3 3/8	86
30	750	3 7/8	98	2 5/8	67	3 1/8	79
36	900	3 3/4	95	2 1/4	57	2 7/8	73
42	1050	3 5/8	92	NA	NA	2 5/8	67
48	1200	3 1/2	89	NA	NA	2 3/8	60

Shading indicates preferred spring option.



Pull-Up Tensioner Configuration (SD)



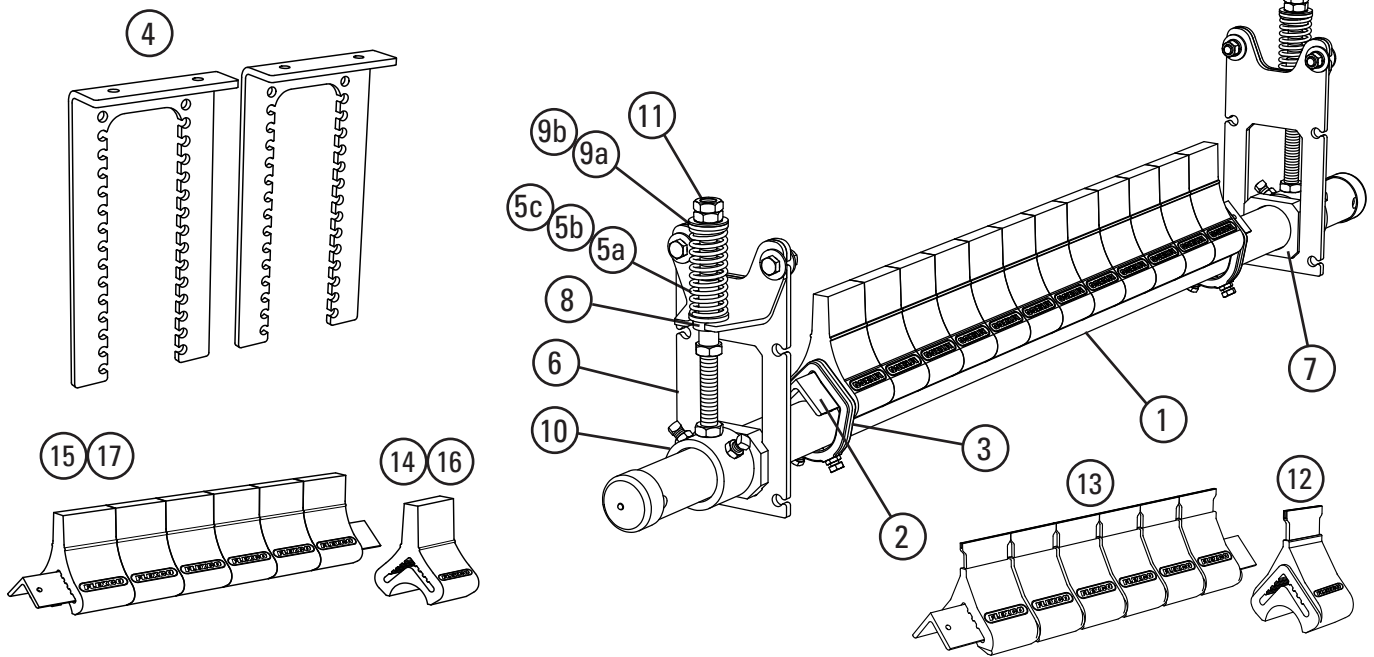
Push-Up Tensioner Configuration (SD)

### Specifications:

- Maximum Belt Speed ..... 600 FPM (3m/s)
- Temperature Rating ..... -30°F to 180°F (-35°C to 82°C)
- Usable Blade Wear Length ..... 2" (50mm) (Polyurethane)  
1/4" (6mm) (Carbide)
- Blade Materials..... Purple: Polyurethane (proprietary blend for abrasion resistance and long wear)  
White: Polyurethane (chemical resistant/food grade)  
Carbide: Tungsten Carbide
- Available for Belt Widths..... 18" to 48" (450 to 1200mm). Other sizes available upon request.
- CEMA Cleaner Rating..... Class 2 (Standard-duty with polyurethane blades)  
Class 3 (Standard-duty with carbide blades)

# Replacement Parts List

## Y-Type™ Standard Duty Secondary Cleaner with YST Tensioner



### Replacement Parts

REF	DESCRIPTION	ORDERING NUMBER	ITEM CODE	WT. LBS.
1	18" (450mm) Y-Type™ Pole	YTP-18/450	79587	20.2
	24" (600mm) Y-Type Pole	YTP-24/600	79588	22.7
	30" (750mm) Y-Type Pole	YTP-30/750	79589	25.2
	36" (900mm) Y-Type Pole	YTP-36/900	79590	27.7
	42" (1050mm) Y-Type Pole	YTP-42/1050	79591	30.2
	48" (1200mm) Y-Type Pole	YTP-48/1200	79592	32.7
2	18" (450mm) Y-Type Cushion Angle	YTA-18/450	79593	5.7
	24" (600mm) Y-Type Cushion Angle	YTA-24/600	79594	7.3
	30" (750mm) Y-Type Cushion Angle	YTA-30/750	79595	8.9
	36" (900mm) Y-Type Cushion Angle	YTA-36/900	79596	10.4
	42" (1050mm) Y-Type Cushion Angle	YTA-42/1050	79597	12
	48" (1200mm) Y-Type Cushion Angle	YTA-48/1200	79598	13.6
3	Y-Type Angle Clamp* (2 Clamps)	YTAC	79623	2.2
4	YST Drop Bracket Kit (2 Brackets)	YSTDBK	79844	19.7
5a	YST Spring Yellow	YSTS-Y	79795	0.3
5b	YST Spring Purple	YSTS-P	79796	0.4
5c	YST Spring Silver (Y-Type Carbide Cleaners)	CTS-S	77743	0.5
6	YST Mounting Bracket (incl. Angle Bracket)	YSTMB	79843	3.3
7	YST Guide Block Kit (Pair)	YSTGBK	79845	0.4
8	YST Lower Bushing Kit (Pair)	YSTLBK	79846	0.1
9a	YST Top Bushing Kit White (Pair)	YSTTBK-W	79847	0.1
9b	YST Top Bushing Kit Black (Pair)	YSTTBK-B	79855	0.1
10	YST Pole Mount Kit*	YSTPMK	79848	4.3
11	YST Adjusting Rod Nut Kit	YSTANK	79857	0.2
-	YST Tensioner w/Yellow Spring (Pair) (incl. 2 ea. item 5a, 6, 10, 11; 1 ea. items 7, 8, 9a)	YST-Y	79836	18.2
-	YST Tensioner w/Purple Spring (Pair) (incl. 2 ea. item 5b, 6, 10, 11; 1 ea. items 7, 8, 9a)	YST-P	79837	18.5
-	YST Tensioner w/Silver Spring (Pair) (incl. 2 ea. item 5c, 6, 10, 11; 1 ea. items 7, 8, 9b)	YST-S	79838	18.8

\*Hardware included

### Replacement Blades/Blade Cartridges

REF	DESCRIPTION	ORDERING NUMBER	ITEM CODE	WT. LBS.
12	Y-Type Carbide Blade (single)	YT-C	79574	1.1
13	18" (450mm) Y-Type Carbide Blade Cartridge	YCART-18/450-TC	79811	12.6
	24" (600mm) Y-Type Carbide Blade Cartridge	YCART-24/600-TC	79812	16.5
	30" (750mm) Y-Type Carbide Blade Cartridge	YCART-30/750-TC	79813	20.4
	36" (900mm) Y-Type Carbide Blade Cartridge	YCART-36/900-TC	79814	24.2
	42" (1050mm) Y-Type Carbide Blade Cartridge	YCART-42/1050-TC	79815	28.1
	48" (1200mm) Y-Type Carbide Blade Cartridge	YCART-48/1200-TC	79816	31.9
14	Y-Type Purple Polyurethane Blade (single)	YT-P	79573	1.2
15	18" (450mm) Y-Type Purple Blade Cartridge	YCART-18/450-P	79617	13.1
	24" (600mm) Y-Type Purple Blade Cartridge	YCART-24/600-P	79618	17.1
	30" (750mm) Y-Type Purple Blade Cartridge	YCART-30/750-P	79619	21.1
	36" (900mm) Y-Type Purple Blade Cartridge	YCART-36/900-P	79620	25.1
	42" (1050mm) Y-Type Purple Blade Cartridge	YCART-42/1050-P	79621	29.1
	48" (1200mm) Y-Type Purple Blade Cartridge	YCART-48/1200-P	79622	33.1
16	Y-Type White Polyurethane Blade (single)	YT-W	79572	1.2
17	18" (450mm) Y-Type White Blade Cartridge	YCART-18/450-W	79611	13.1
	24" (600mm) Y-Type White Blade Cartridge	YCART-24/600-W	79612	17.1
	30" (750mm) Y-Type White Blade Cartridge	YCART-30/750-W	79613	21.1
	36" (900mm) Y-Type White Blade Cartridge	YCART-36/900-W	79614	25.1
	42" (1050mm) Y-Type White Blade Cartridge	YCART-42/1050-W	79615	29.1
	48" (1200mm) Y-Type White Blade Cartridge	YCART-48/1200-W	79616	33.1

### Blades Required per Cleaner Size

in.	18	24	30	36	42	48
mm	450	600	750	900	1050	1200
Blades Required	6	8	10	12	14	16

### Spring Tensioner Selection Chart


Cleaner Blade Width	79838 YST-S	79836 YST-Y	79837 YST-P
Carbide 18" - 48" (450 - 1200mm)	X		
Polyurethane 18" - 30" (450 - 750mm)		X	
Polyurethane 36" - 48" (900 - 1200mm)			X

# Product Ordering Information

## Y-Type™ Heavy Duty Secondary Cleaner with HD Carbide or Urethane Blades and YST Tensioner

### Y-Type™ HD with Carbide Blades


BELT WIDTH		ORDERING NUMBER	ITEM CODE	WT. LBS.
in.	mm			
36	900	YTHD-TC-36S	79777	130.0
42	1050	YTHD-TC-42S	79778	142.4
48	1200	YTHD-TC-48S	79779	151.9
54	1350	YTHD-TC-54S	79780	161.5
60	1500	YTHD-TC-60S	79781	171.0
72	1800	YTHD-TC-72S	79782	190.1



Y-Type™ HD with Carbide Blades

### Y-Type™ HD with Purple Polyurethane Blades


BELT WIDTH		ORDERING NUMBER	ITEM CODE	WT. LBS.
in.	mm			
36	900	YTHD-36S	79783	131.0
42	1050	YTHD-42S	79784	140.3
48	1200	YTHD-48S	79785	149.5
54	1350	YTHD-54S	79786	158.8
60	1500	YTHD-60S	79787	168.0
72	1800	YTHD-72S	79788	186.5



Y-Type™ HD with Purple Polyurethane Blades

### Y-Type™ HD with White Polyurethane Blades

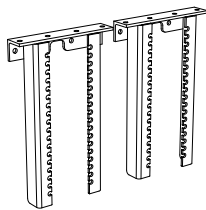
BELT WIDTH		ORDERING NUMBER	ITEM CODE	WT. LBS.
in.	mm			
36	900	YTHDW-36S	79789	131.0
42	1050	YTHDW-42S	79790	140.3
48	1200	YTHDW-48S	79791	149.5
54	1350	YTHDW-54S	79792	158.8
60	1500	YTHDW-60S	79793	168.0
72	1800	YTHDW-72S	79794	186.5



Y-Type™ HD with White/Food Grade Blades

### Optional YST Drop Brackets (2)

ORDERING NUMBER	ITEM CODE	WT. LBS.
YSTHDBK	79850	32.1



YST Heavy Duty Drop Brackets

### Product Notes:

- Works on reversing belts, vulcanized belts, and belts with mechanical fasteners.
- Pole Length: Belt width plus 54" (1350mm). For longer requirements, see Installation Accessories – Pole Extender Kit (page 131).
- Visual Blade Tension Check: Measure the tension spring and refer to Spring Length Chart on mounting base for the correct length for best cleaning performance.
- Tensioner: Standard Duty YST Spring Tensioner for self-adjusting tensioning with easy retensioning adjustments. The tensioner can be mounted in pull-up or push-up position.
- To make cleaner installation easier and quicker, see Optional Mounting Kits on replacement parts page or page 131.
- Simple design makes changing the blades fast and easy. Blades can be removed and replaced individually, or all at once by replacing the cartridge.

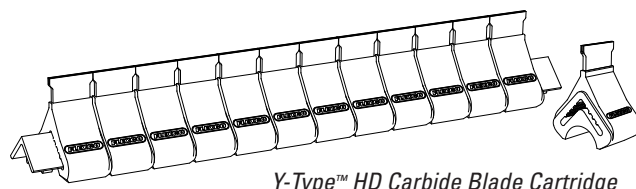
# Product Ordering Information

## Y-Type™ Heavy Duty Secondary Cleaner with HD Carbide or Urethane Blades and YST Tensioner

### Replacement Blades/Cartridges - HD Carbide

BELT WIDTH		ORDERING NUMBER	ITEM CODE	WT. LBS.
in.	mm			
-	-	YT-HDC*	79728	1.8
36	900	YCART-36/900-HDTC	79829	38.4
42	1050	YCART-42/1050-HDTC	79830	44.5
48	1200	YCART-48/1200-HDTC	79831	50.6
54	1350	YCART-54/1350-HDTC	79832	56.8
60	1500	YCART-60/1500-HDTC	79833	62.9
72	1800	YCART-72/1800-HDTC	79834	75.2

\*Single 3" blade segment

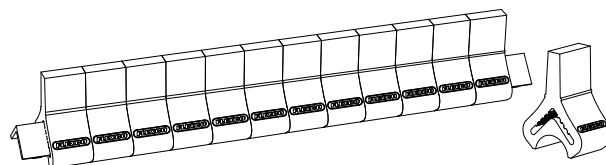


Y-Type™ HD Carbide Blade Cartridge

### Replacement Blades/Cartridges HD Purple Polyurethane

BELT WIDTH		ORDERING NUMBER	ITEM CODE	WT. LBS.
in.	mm			
-	-	YT-HDP*	79677	1.7
36	900	YCART-36/900-HDP	79817	36.5
42	1050	YCART-42/1050-HDP	79818	42.3
48	1200	YCART-48/1200-HDP	79819	48.1
54	1350	YCART-54/1350-HDP	79820	53.9
60	1500	YCART-60/1500-HDP	79821	59.8
72	1800	YCART-72/1800-HDP	79822	71.4

\*Single 3" blade segment



Y-Type™ HD Polyurethane Blade Cartridge

### Replacement Blades/Cartridges HD White† Polyurethane

BELT WIDTH		ORDERING NUMBER	ITEM CODE	WT. LBS.
in.	mm			
-	-	YT-HDW*	79676	1.7
36	900	YCART-36/900-HDW	79823	36.5
42	1050	YCART-42/1050-HDW	79824	42.3
48	1200	YCART-48/1200-HDW	79825	48.1
54	1350	YCART-54/1350-HDW	79826	53.9
60	1500	YCART-60/1500-HDW	79827	59.8
72	1800	YCART-72/1800-HDW	79828	71.4

\*Single 3" blade segment

†White blades are chemical resistant, and all ingredients used in Polyurethane formulation comply with the relevant requirements of 21 CFR (FDA Code of Federal Regulations) for use in repeated bulk dry food applications.


# Specifications & Guidelines

## Y-Type™ Heavy Duty Secondary Cleaner with YST Tensioner

### Pole Length Specifications

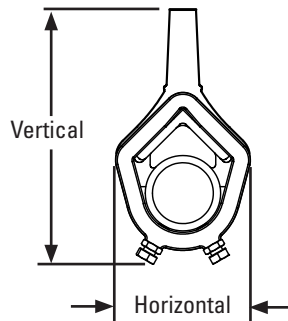
Cleaner Size		Pole Length		Maximum Conveyor Span	
in.	mm	in.	mm	in.	mm
36	900	90	2286	82	2083
42	1050	96	2438	88	2235
48	1200	102	2590	94	2388
54	1350	108	2743	100	2540
60	1500	114	2895	106	2692
72	1800	126	3200	118	2997

Pole Length - Belt +54" (1350mm)  
Pole Diameter - 2-7/8" (73mm)



### Clearance Guidelines for Installation

Cleaner Type	Belt Width/ Cleaner Size		Horizontal Clearance Required		Vertical Clearance Required	
	in.	mm	in.	mm	in.	mm
Y-Type® HD Polyurethane	36 - 72	900 - 1800	5-1/4	133	9-1/2	241
Y-Type HD Carbide	36 - 72	900 - 1800	5-1/4	133	9-3/4	248



### Y-Type Blade Specifications

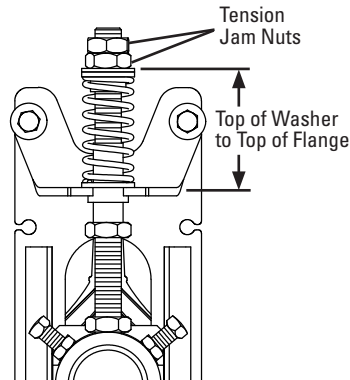
Cushion	Durometer	Temperature Range
Purple (Standard)	86A	-30° to 180°F -35° to 82° C
White (Food Grade) ‡	83A	-30° to 180°F -35° to 82° C
Carbide	86	-30° to 180°F -35° to 82° C

‡ All ingredients used in the Polyurethane formulation of this blade comply with the relevant requirements of 21 CFR (FDA Code of Federal Regulations) for use in repeated bulk dry food applications

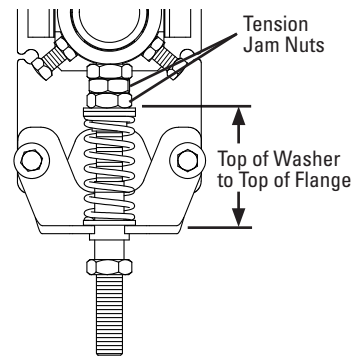
### Spring Length Chart

Blade Width	Carbide Tip				Polyurethane Tip				
	Silver Springs		Black Springs		Green Springs		Blue Springs		
in.	mm	in.	mm	in.	mm	in.	mm	in.	mm
36	900	3 7/8	98	4	102	3	76	3 3/8	86
42	1050	3 3/4	95	3 7/8	98	2 7/8	73	3 1/4	83
48	1200	3 5/8	92	3 3/4	95	2 5/8	67	3 1/8	79
54	1350	3 1/2	89	3 3/4	95	2 1/2	64	3	76
60	1500	3 3/8	86	3 5/8	92	NA	NA	2 7/8	73
72	1800	3 1/4	83	3 1/2	89	NA	NA	2 1/2	64

Shading indicates preferred spring option.



Pull-Up Tensioner Configuration (HD)



Push-Up Tensioner Configuration (HD)

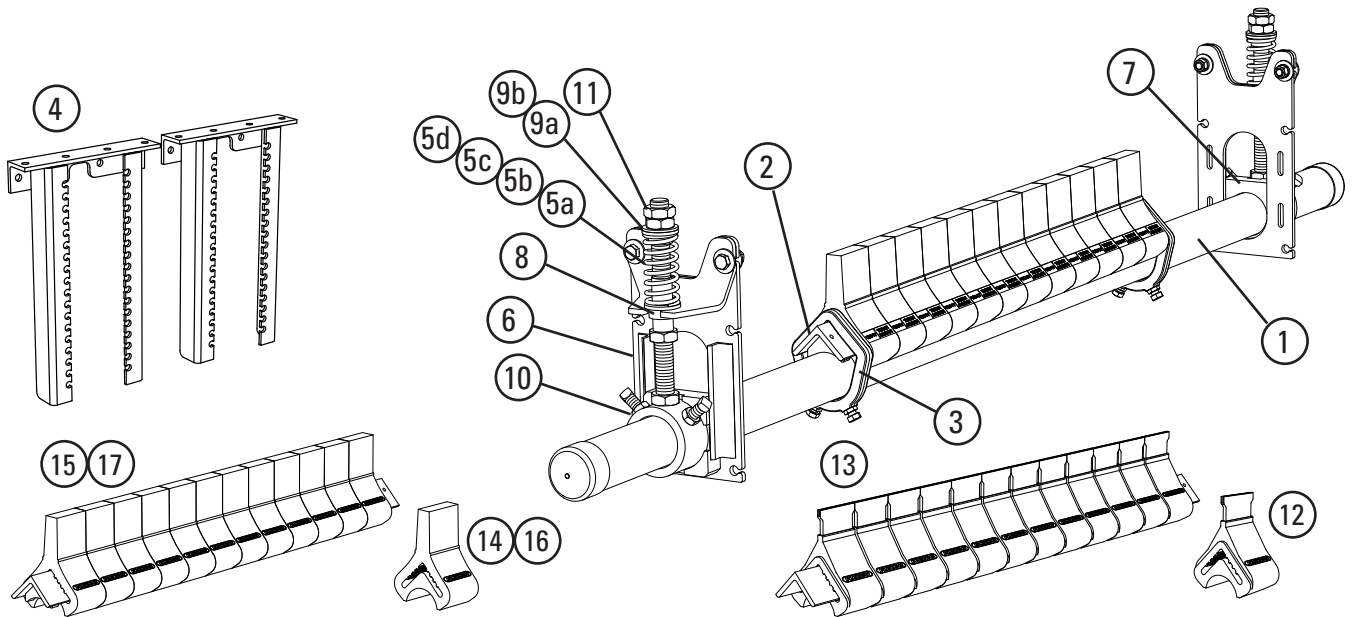
### Specifications:

- Maximum Belt Speed ..... 750 FPM (3.8m/s)
- Temperature Rating ..... -30°F to 180°F (-35°C to 82°C)
- Usable Blade Wear Length ..... 3" (76mm) (Polyurethane)  
3/8" (10mm) (Carbide)
- Blade Materials..... Purple: Polyurethane (proprietary blend for abrasion resistance and long wear)  
White: Polyurethane (chemical resistant/food grade)  
Carbide: Tungsten Carbide
- Available for Belt Widths..... 36" to 72" (900 to 1800mm). Other sizes available upon request
- CEMA Cleaner Rating..... Class 3 (Heavy-duty with polyurethane or carbide blades)



# Replacement Parts List

## Y-Type™ Heavy Duty Secondary Cleaner with YST Tensioner



### Replacement Parts

REF	DESCRIPTION	ORDERING NUMBER	ITEM CODE	WT. LBS.
1	36" (900mm) Y-Type HD Pole	YTPHD-36/900	79799	60.0
	42" (1050mm) Y-Type HD Pole	YTPHD-42/1050	79800	63.4
	48" (1200mm) Y-Type HD Pole	YTPHD-48/1200	79801	66.8
	54" (1350mm) Y-Type HD Pole	YTPHD-54/1350	79802	70.2
	60" (1500mm) Y-Type HD Pole	YTPHD-60/1500	79803	73.6
	72" (1800mm) Y-Type HD Pole	YTPHD-72/1800	79804	77.0
2	36" (900mm) Y-Type HD Cushion Angle	YTAHD-36/900	79805	16.5
	42" (1050mm) Y-Type HD Cushion Angle	YTAHD-42/1050	79806	18.9
	48" (1200mm) Y-Type HD Cushion Angle	YTAHD-48/1200	79807	21.4
	54" (1350mm) Y-Type HD Cushion Angle	YTAHD-54/1350	79808	23.9
	60" (1500mm) Y-Type HD Cushion Angle	YTAHD-60/1500	79809	26.3
	72" (1800mm) Y-Type HD Cushion Angle	YTAHD-72/1800	79810	31.3
3	Y-Type HD Angle Clamp* (2 Clamps)	YTACHD	79835	4.8
4	YST HD Drop Bracket Kit (2 Brackets)	YTHDDBK	79850	32.1
5a	YST HD Spring, Green	YTHDS-GR	79797	0.5
5b	SST Spring, Silver	STS-S	75843	0.8
5c	YST HD Spring, Blue (for Y-Type HD Carbide Cleaners)	YTHDS-BL	79798	0.6
5d	SST Spring, Black (for Y-Type HD Carbide Cleaners)	STS-B	75844	1.1
6	YST HD Mounting Bracket (incl. Angle Bracket)	YTHDMB	79849	6.7
7	YST HD Guide Block Kit (Pair)	YTHDGBK	79851	1.0
8	YST HD Lower Bushing Kit (Pair)	YTHDLBK	79852	0.1
9a	YST HD Top Bushing Kit White (Pair)	YTHDBK-W	79853	0.1
9b	YST HD Top Bushing Kit Black (Pair)	YTHDBK-B	79856	0.1
10	YST HD Pole Mount Kit*	YSTPHDMK	79854	7.8
11	YST HD Adjusting Rod Nut Kit	YSTANKHD	79858	0.6
-	YST Tensioner w/Silver Spring (Pair) (for belts 36" - 54" w/carbide tips) (incl. 2 ea. item 5b, 6, 10, 11; 1 ea. items 7, 8, 9a)	YTHD-S	79840	33.4
-	YST Tensioner w/Black Spring (Pair) (for belts 60" - 72" w/carbide tips) (incl. 2 ea. item 5d, 6, 10, 11; 1 ea. items 7, 8, 9b)	YTHD-BK	79842	34.1
-	YST Tensioner w/Green Spring (Pair) (for belts 36" - 48" w/Polyurethane tips) (incl. 2 ea. item 5a, 6, 10, 11; 1 ea. items 7, 8, 9a)	YTHD-GR	79839	32.8
-	YST Tensioner w/Blue Spring (Pair) (for belts 54" - 72" w/Polyurethane tips) (incl. 2 ea. item 5c, 6, 10, 11; 1 ea. items 7, 8, 9b)	YTHD-BL	79841	33.1

\*Hardware included

### Replacement Blades/Blade Cartridges

REF	DESCRIPTION	ORDERING NUMBER	ITEM CODE	WT. LBS.
12	Y-Type HD Carbide Blade (single)	YT-HDC	79728	1.9
13	36" (900mm) Y-Type HD Carbide Blade Cartridge	YCART-36/900-HDTC	79829	38.5
	42" (1050mm) Y-Type HD Carbide Blade Cartridge	YCART-42/1050-HDTC	79830	44.6
	48" (1200mm) Y-Type HD Carbide Blade Cartridge	YCART-48/1200-HDTC	79831	50.7
	54" (1350mm) Y-Type HD Carbide Blade Cartridge	YCART-54/1350-HDTC	79832	56.8
	60" (1500mm) Y-Type HD Carbide Blade Cartridge	YCART-60/1500-HDTC	79833	63.0
	72" (1800mm) Y-Type HD Carbide Blade Cartridge	YCART-72/1800-HDTC	79834	75.2
14	Y-Type HD Purple Polyurethane Blade (single)	YT-HDP	79677	1.7
15	36" (900mm) Y-Type HD Purple Blade Cartridge	YCART-36/900-HDP	79817	36.6
	42" (1050mm) Y-Type HD Purple Blade Cartridge	YCART-42/1050-HDP	79818	42.4
	48" (1200mm) Y-Type HD Purple Blade Cartridge	YCART-48/1200-HDP	79819	48.2
	54" (1350mm) Y-Type HD Purple Blade Cartridge	YCART-54/1350-HDP	79820	54.0
	60" (1500mm) Y-Type HD Purple Blade Cartridge	YCART-60/1500-HDP	79821	59.8
	72" (1800mm) Y-Type HD Purple Blade Cartridge	YCART-72/1800-HDP	79822	71.4
16	Y-Type HD White Polyurethane Blade (single)	YT-HDW	79676	1.7
17	36" (900mm) Y-Type HD White Blade Cartridge	YCART-36/900-HDW	79823	36.6
	42" (1050mm) Y-Type HD White Blade Cartridge	YCART-42/1050-HDW	79824	42.4
	48" (1200mm) Y-Type HD White Blade Cartridge	YCART-48/1200-HDW	79825	48.2
	54" (1350mm) Y-Type HD White Blade Cartridge	YCART-54/1350-HDW	79826	54.0
	60" (1500mm) Y-Type HD White Blade Cartridge	YCART-60/1500-HDW	79827	59.8
	72" (1800mm) Y-Type HD White Blade Cartridge	YCART-72/1800-HDW	79828	71.4

### Spring Tensioner Selection Chart

Cleaner Blade Width	Silver YSTHD-S	Black YSTHD-BK	Green YSTHD-GR	Blue YSTHD-BL
Carbide 36" - 54" (900 - 1350mm)	X			
Carbide 60" - 72" (1500 - 1800mm)		X		
Polyurethane 36" - 48" (900 - 1200mm)			X	
Polyurethane 54" - 72" (1350 - 1800mm)				X

### Blades Required per Cleaner Size

in.	36	42	48	54	60	72
mm	900	1050	1200	1350	1500	1800
Blades Required	12	14	16	18	20	24



# Product Ordering Information

**P-Type®**  
**Secondary Cleaner**

## P-Type® Secondary with C-Tips\*

BELT WIDTH		ORDERING NUMBER	ITEM CODE	WT. LBS.
in.	mm			
18	450	PC18	74566	72.4
24	600	PC24	74567	79.3
30	750	PC30	74568	85.2
36	900	PC36	74569	92.1
42	1050	PC42	74570	105.0
48	1200	PC48	74571	111.8
54	1350	PC54	74572	122.2
60	1500	PC60	74573	128.1
72	1800	PC72	74574	139.9


\*NOTE: C-Tips can be used on mechanically spliced and vulcanized belts.



## P-Type® Secondary with V-Tips\*

BELT WIDTH		ORDERING NUMBER	ITEM CODE	WT. LBS.
in.	mm			
18	450	PV-18	78453	72.4
24	600	PV-24	78415	79.3
30	750	PV-30	78417	85.2
36	900	PV-36	78419	92.1
42	1050	PV-42	78421	105.0
48	1200	PV-48	78423	111.8
54	1350	PV-54	78454	122.2
60	1500	PV-60	78455	128.1
72	1800	PV72	73438	139.9

\*NOTE: V-Tips can be used ONLY on vulcanized belts.



## Replacement Tips

ORDERING NUMBER	ITEM CODE	WT. LBS.
ICT6	74535	0.7
PSA150	73156	1.0

## Tips Required per Cleaner Size

in.	18	24	30	36	42	48	54	60	72
mm	450	600	750	900	1050	1200	1350	1500	1800
<b>C-Tips or V-Tips Required</b>	3	4	5	6	7	8	9	10	12

## Product Notes:

- C-Tip: specially formulated tungsten carbide blades to work with mechanical fasteners.
- V-Tip: for use on vulcanized belts only.
- Compact design: fits in small transfer areas and tight chutes.
- Tips set at a non-aggressive 70° angle to give quick relief for passing mechanical splices.

# Product Ordering Information

## *P-Type<sup>®</sup> LS Limited Space Secondary Cleaner*

### P-Type<sup>®</sup> LS Belt Cleaner with C-Tips\*

BELT WIDTH		ORDERING NUMBER	ITEM CODE	WT. LBS.
in.	mm			
18	450	PLSC18	75588	73.4
24	600	PLSC24	75589	80.3
30	750	PLSC30	75590	86.2
36	900	PLSC36	75591	93.1
42	1050	PLSC42	75592	100.0
48	1200	PLSC48	75593	106.9
54	1350	PLSC54	75594	113.8

\*NOTE: C-Tips can be used on mechanically spliced and vulcanized belts.



### Replacement C-Tips

ORDERING NUMBER	ITEM CODE	WT. LBS.
ICT6	74535	0.7

### Tips Required per Cleaner Size

in.	18	24	30	36	42	48	54
mm	450	600	750	900	1050	1200	1350
<b>C-Tips Required</b>	3	4	5	6	7	8	9

### Product Notes:

- LS = Limited Space. Requires only 5 1/2" (138mm) of vertical clearance for installation.
- Not available in belt widths larger than 54" (1350mm).

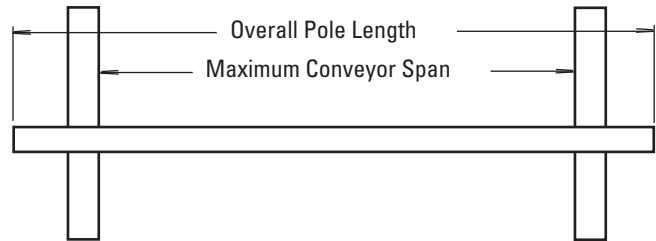
# Specifications & Guidelines

**P-Type®**  
Secondary Cleaner

## Pole Length Specifications

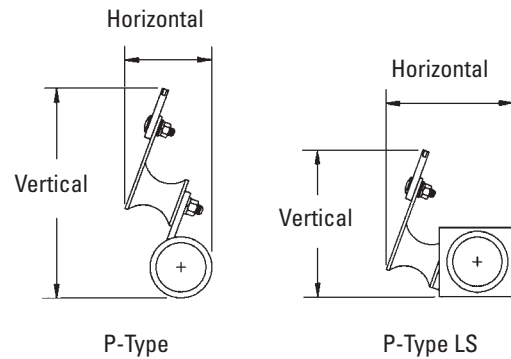
CLEANER SIZE		POLE LENGTH		MAXIMUM CONVEYOR SPAN	
in.	mm	in.	mm	in.	mm
18	450	48	1200	43	1075
24	600	54	1350	49	1225
30	750	60	1500	55	1375
36	900	66	1650	61	1525
42	1050	72	1800	67	1675
48	1200	78	1950	73	1825
54	1350	88	2200	83	2075
60	1500	94	2350	89	2225
72	1800	106	2650	101	2525

Pole Diameter - 2-3/8" (60mm)



## Clearance Guidelines for Installation

CLEANER TYPE	BELT WIDTH/ CLEANER SIZE		HORIZONTAL CLEARANCE REQUIRED		VERTICAL CLEARANCE REQUIRED	
	in.	mm	in.	mm	in.	mm
P-Type	18 - 72	450 - 1800	4	100	8	200
P-Type LS	18 - 54	450 - 1350	5	125	5 1/2	138



## P-Type Cushion Specifications

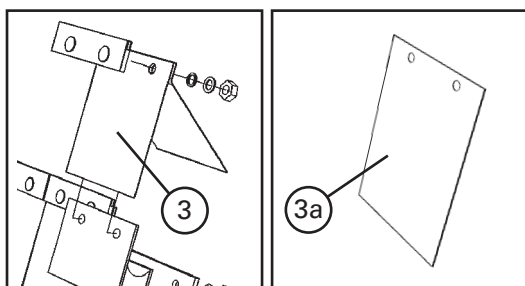
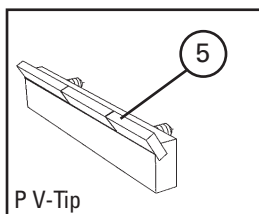
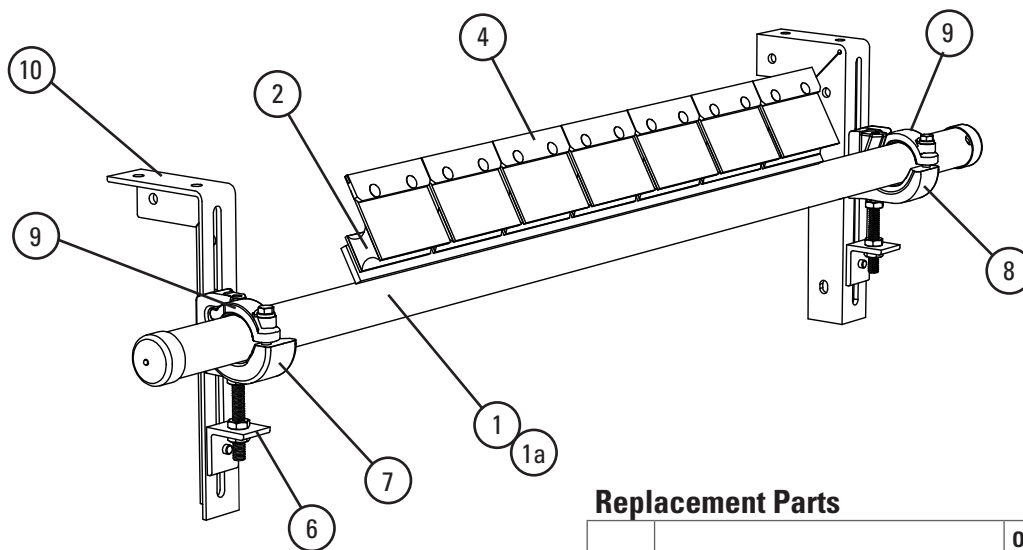
CUSHION	DUROMETER	TEMPERATURE RANGE
Standard	55A	-30° to 180°F -35° to 82° C

## Specifications:

- Maximum Belt Speed .....1000 FPM (5m/s)
- Temperature Rating .....-30°F to 180°F (-35°C to 82°C)
- Usable Blade Wear Length .....3/8" (9mm)
- Blade Materials.....C-Tip: Impact Resistant Tungsten Carbide (works with mechanical fasteners)  
V-Tip: Long Life Tungsten Carbide (works on vulcanized belts only)
- Available for Belt Widths.....P-Type: 18" to 72" (450 to 1800mm)  
P-Type LS: 18" to 54" (450 to 1350mm)  
Other sizes available upon request.
- CEMA Cleaner Rating.....Class 3

# Replacement Parts List

**P-Type®**  
Secondary Cleaner



## Replacement Parts

REF	DESCRIPTION	ORDERING NUMBER	ITEM CODE	WT. LBS.
1	18" (450mm) Pole	PP-18	78414	22.5
	24" (600mm) Pole	PP-24	78416	26.0
	30" (750mm) Pole	PP-30	78418	32.3
	36" (900mm) Pole	PP-36	78420	33.0
	42" (1050mm) Pole	PP-42	78422	43.0
	48" (1200mm) Pole	PP-48	78424	47.5
	54" (1350mm) Pole	PP-54	78425	55.0
	60" (1500mm) Pole	PP-60	78451	58.0
	72" (1800mm) Pole	PP72	73017	64.0
1a	18" (450mm) LS Pole	PLSP18	75595	32.3
	24" (600mm) LS Pole	PLSP24	75596	36.0
	30" (750mm) LS Pole	PLSP30	75597	38.7
	36" (900mm) LS Pole	PLSP36	75598	42.4
	42" (1050mm) LS Pole	PLSP42	75599	46.1
	48" (1200mm) LS Pole	PLSP48	75600	49.8
54" (1350mm) LS Pole	PLSP54	75601	53.5	
2	P2 C-Tip Cushion*	PHA	73626	2.0
3	P Polyshield	PPS6	73024	0.5
3a	P SS Shield	PSSS	74773	0.5
4	C-Tip* Kit (1 ea.)	ICT6	74535	0.7
5	P V-Tip* (for vulcanized belts only)	PSA150	73156	1.0
6	Adjusting Bracket Kit* (1 ea.)	PAB	75513	1.5
7	Pole Clamp Kit Left* (1 ea.) (incl. item 9)	CCKL	79224	6.8
8	Pole Clamp Kit Right* (1 ea.) (incl. item 9)	CCKR	79228	6.8
9	Cradle Clamp Top Strap (1 ea.) For use on left or right Pole Clamp Kit	CCKTS	79232	1.1
10	Mounting Bracket Kit (1 Right and 1 Left)	EZS2MBK	75666	13.0
-	Cradle Clamp Mounting Kit* (incl. 2 items 6 and 1 ea. item 7, 8 & 10)	CCMK	78919	33.0

\*Hardware included

## Tips Required per Cleaner Size

in.	18	24	30	36	42	48	54	60	72
mm	450	600	750	900	1050	1200	1350	1500	1800
C-Tips or V-Tips Required	3	4	5	6	7	8	9	10	12

# Product Ordering Information

## R-Type® Reversing Secondary Cleaner

### R-Type® Reversing with C-Tips\*

BELT WIDTH		ORDERING NUMBER	ITEM CODE	WT. LBS.
in.	mm			
18	450	RC18	74618	72.8
24	600	RC24	74619	79.3
30	750	RC30	74620	85.2
36	900	RC36	74621	91.9
42	1050	RC42	74622	104.9
48	1200	RC48	74623	113.5
54	1350	RC54	74624	121.1
60	1500	RC60	74625	129.8
72	1800	RC72	74626	141.1

\*NOTE: C-Tips can be used on mechanically spliced and vulcanized belts.



### R-Type® Reversing with V-Tips\*

BELT WIDTH		ORDERING NUMBER	ITEM CODE	WT. LBS.
in.	mm			
18	450	RV-18	78402	72.4
24	600	RV-24	78403	78.7
30	750	RV-30	78404	84.6
36	900	RV-36	78405	91.1
42	1050	RV-42	78406	104.0
48	1200	RV-48	78407	113.3
54	1350	RV-54	78408	119.9
60	1500	RV-60	78409	128.5
72	1800	RV-72	74641	139.7

\*NOTE: V-Tips can be used ONLY on vulcanized belts.

### Replacement Tips

ORDERING NUMBER	ITEM CODE	WT. LBS.
ICT6	74535	0.7
RSA150	73628	1.3

### Tips Required per Cleaner Size

in.	18	24	30	36	42	48	54	60	72
mm	450	600	750	900	1050	1200	1350	1500	1800
C-Tips or V-Tips Required	3	4	5	6	7	8	9	10	12

### Product Notes:


- Two-way cushions allow cleaning in both directions.
- Tungsten carbide tips for long wear and superior cleaning.

# Specifications & Guidelines

## Pole Length Specifications

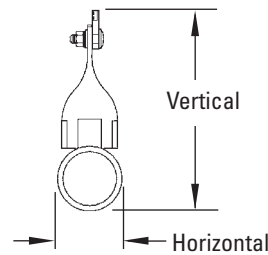
CLEANER SIZE		POLE LENGTH		MAXIMUM CONVEYOR SPAN	
in.	mm	in.	mm	in.	mm
18	450	48	1200	43	1075
24	600	54	1350	49	1225
30	750	60	1500	55	1375
36	900	66	1650	61	1525
42	1050	72	1800	67	1675
48	1200	78	1950	73	1825
54	1350	88	2200	83	2075
60	1500	94	2350	89	2225
72	1800	106	2650	101	2525

Pole Diameter - 2-3/8" (60mm)



## Clearance Guidelines For Installation

BELT WIDTH/ CLEANER SIZE		HORIZONTAL CLEARANCE REQUIRED		VERTICAL CLEARANCE REQUIRED	
in.	mm	in.	mm	in.	mm
18 - 72	450 - 1800	4	100	8	200



## R-Type Cushion Specifications

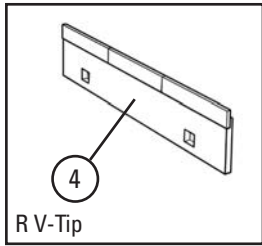
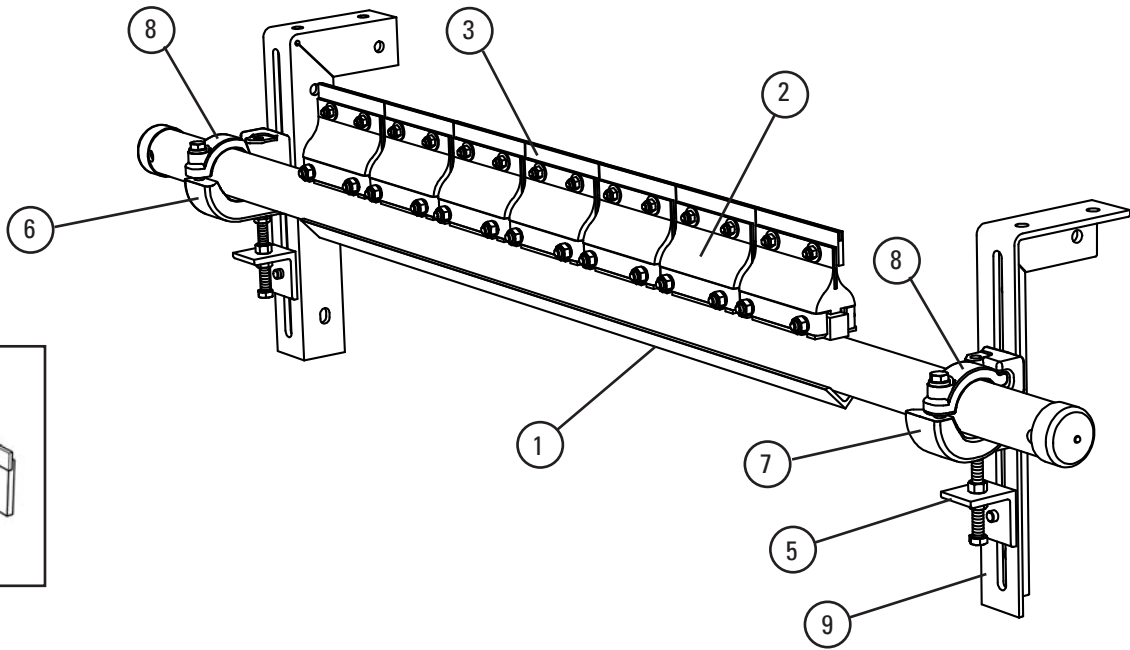
CUSHION	DUROMETER	TEMPERATURE RANGE
Standard	55A	-30° to 180°F -35° to 82° C

### Specifications:

- Maximum Belt Speed .....1000 FPM (5m/s)
- Temperature Rating .....-30°F to 180°F (-35°C to 82°C)
- Usable Blade Wear Length .....3/8" (9mm)
- Blade Materials.....C-Tip: Impact Resistant Tungsten Carbide (works with mechanical fasteners)  
V-Tip: Long Life Tungsten Carbide (works on vulcanized belts only)
- Available for Belt Widths.....18" to 72" (450 to 1800mm)  
Other sizes available upon request
- CEMA Cleaner Rating.....Class 4

# Replacement Parts List

**R-Type®**  
Secondary Cleaner



## Replacement Parts

REF	DESCRIPTION	ORDERING NUMBER	ITEM CODE	WT. LBS.
1	18" (450mm) Pole	RP-18	78426	23.9
	24" (600mm) Pole	RP-24	78427	27.8
	30" (750mm) Pole	RP-30	78428	31.1
	36" (900mm) Pole	RP-36	78429	35.2
	42" (1050mm) Pole	RP-42	78430	45.6
	48" (1200mm) Pole	RP-48	78431	50.6
	54" (1350mm) Pole	RP-54	78432	56.6
	60" (1500mm) Pole	RP-60	78433	62.7
	72" (1800mm) Pole	RP-72	74612	71.4
2	R2 C-Tip Cushion*	RSA	76249	2.0
3	C-Tip Kit* (1 ea.)	ICT6	74535	0.7
4	R V-Tip* (for vulcanized belts only)	RSA150	73628	1.3
5	Adjusting Bracket Kit* (1 ea.)	PAB	75513	1.5
6	Pole Clamp Kit Left* (1 ea.) (incl. 1 item 8)	CCKL	79224	6.8
7	Pole Clamp Kit Right* (1 ea.) (incl. 1 item 8)	CCKR	79228	6.8
8	Pole Clamp Top Strap (1 ea.) For use on left or right Pole Clamp Kit	CCKTS	79232	1.1
9	Mounting Bracket Kit (1 Right and 1 Left)	EZS2MBK	75666	13.0
-	Cradle Clamp Mounting Kit* (incl. 2 ea. item 5 and 1 ea. item 6, 7 & 9)	CCMK	78919	33.0

\*Hardware included

## Tips Required per Cleaner Size

in.	18	24	30	36	42	48	54	60	72
mm	450	600	750	900	1050	1200	1350	1500	1800
<b>C-Tips or V-Tips Required</b>	3	4	5	6	7	8	9	10	12



# Product Ordering Information

## FMS Medium-Duty Secondary Cleaner (MSTensioners)

### FMS Medium-Duty Secondary with C-Tips

BELT WIDTH		ORDERING NUMBER	ITEM CODE	WT. LBS.
in.	mm			
18	450	FMS-18	90545	98.7
24	600	FMS-24	90546	111.2
30	750	FMS-30	90547	123.6
36	900	FMS-36	90548	136.1
42	1050	FMS-42	90549	148.6
48	1200	FMS-48	90550	161.1
54	1350	FMS-54	90551	173.5
60	1500	FMS-60	90552	186.0
72	1800	FMS-72	90553	211.0



### FMS Medium-Duty Secondary with V-Tips

BELT WIDTH		ORDERING NUMBER	ITEM CODE	WT. LBS.
in.	mm			
18	450	FMS-18V	79646	98.7
24	600	FMS-24V	79647	111.2
30	750	FMS-30V	79648	123.6
36	900	FMS-36V	79649	136.1
42	1050	FMS-42V	79650	148.6
48	1200	FMS-48V	79651	161.1
54	1350	FMS-54V	79652	173.5
60	1500	FMS-60V	79653	186.0
72	1800	FMS-72V	79654	211.0

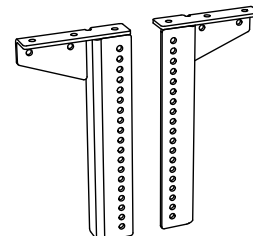
\*NOTE: V-Tips can be used ONLY on vulcanized belts.

### Replacement Tips

ORDERING NUMBER	ITEM CODE	WT. LBS.
ICT6	74535	0.7
RSA150	73628	1.3

### Optional MST Drop Brackets (2)

ORDERING NUMBER	ITEM CODE	WT. LBS.
MSTDDB	79434	27.7



### Tips Required Per Cleaner Size

in.	18	24	30	36	42	48	54	60	72
mm	450	600	750	900	1050	1200	1350	1500	1800
<b>C-Tips or V-Tips Required</b>	3	4	5	6	7	8	9	10	12

### Product Notes:

- Recommended for medium-duty conveyor applications.
- Pole Length: Belt width plus 54" (1350mm). For longer requirements, see Minline Installation Accessories - Pole Extender Kit (page 131).
- Cushion is designed to maintain continuous blade-to-belt contact and quick relief from passing mechanical splices.
- C-Tips are for mechanically fastened or vulcanized belts. V-Tips are for vulcanized belts only.
- Visual Blade Tension Check: Measure the tension spring and refer to Spring Length Chart for the correct length for best cleaning performance.
- Tensioner: MST Spring Tensioner for self-adjusting tensioning with easy retensioning adjustments.
- To make cleaner installation easier and quicker, see Optional Drop Brackets on page 95.

U.S. Patent No. 6,823,983; 7,093,706

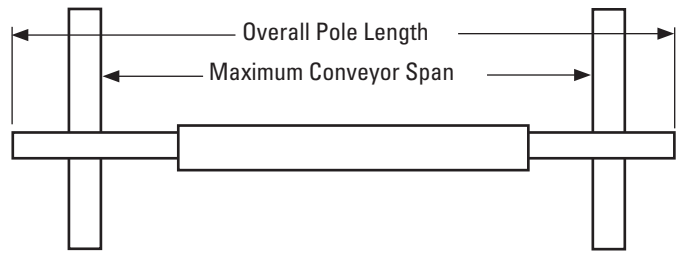
# Specifications & Guidelines

## FMS Medium-Duty Secondary Cleaner

### Pole Length Specifications\*

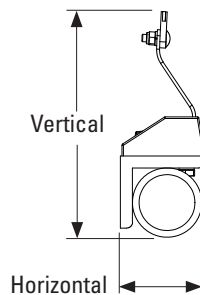
CLEANER SIZE		BLADE WIDTH		POLE LENGTH		MAXIMUM CONVEYOR SPAN	
in.	mm	in.	mm	in.	mm	in.	mm
18	450	18	450	72	1800	62	1550
24	600	24	600	78	1950	68	1700
30	750	30	750	84	2100	74	1850
36	900	36	900	90	2250	80	2000
42	1050	42	1050	96	2400	86	2150
48	1200	48	1200	102	2550	92	2300
54	1350	54	1350	108	2700	98	2450
60	1500	60	1500	114	2850	104	2600
72	1800	72	1800	126	3150	116	2900

\*For special extra long pole length requirements a Pole Extender Kit (#76024) is available that provides 30" (750mm) of extended pole length. (page 131).  
Pole Diameter - 2-7/8" (73mm)



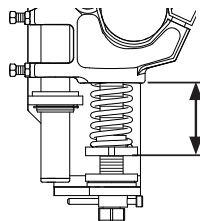
### Clearance Guidelines for Installation

HORIZONTAL CLEARANCE REQUIRED		VERTICAL CLEARANCE REQUIRED	
in.	mm	in.	mm
3-1/2	89	10	245



### MST Tensioner Spring Length Chart

Blade Width		2 White Springs		2 Silver Springs		2 Black Springs	
in.	mm	in.	mm	in.	mm	in.	mm
18	450	2 7/8	73	3 1/2	89	3 1/2	89
24	600	2 5/8	67	3 3/8	86	3 1/2	89
30	750	2 3/8	60	3 1/4	83	3 3/8	86
36	900	2 1/8	54	3 1/8	79	3 1/4	83
42	1050	N/A	N/A	3	76	3 1/8	79
48	1200	N/A	N/A	2 7/8	73	3 1/8	79
54	1350	N/A	N/A	2 3/4	70	3	76
60	1500	N/A	N/A	2 3/4	70	2 7/8	73
72	1800	N/A	N/A	N/A	N/A	2 3/4	70



Bottom of Pole Mount to Bottom of Spring Support Plate

Shading indicates preferred spring option. Measure spring as shown.

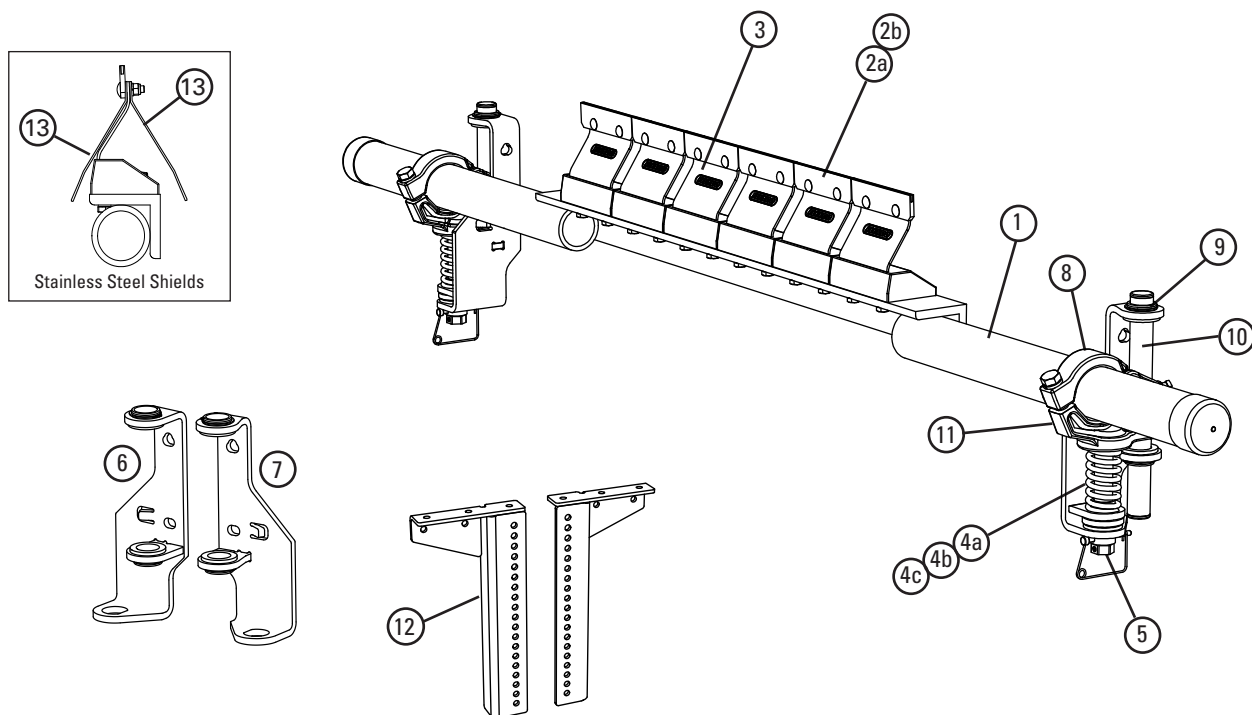
### Specifications

- Maximum Belt Speed .....1000 FPM (5m/s)
- Temperature Rating .....-30°F to 180°F (-35°C to 82°C)
- Usable Blade Wear Length.....3/8" (9mm)
- Blade Materials .....C-Tip: Impact Resistant Tungsten Carbide (works with mechanical fasteners)  
V-Tip: Long Life Tungsten Carbide (for vulcanized belts only)
- Available for Belt Widths .....18" to 72" (450 to 1800mm). Other sizes available upon request
- CEMA Cleaner Rating .....Class 4

U.S. Patent No. 6,823,983; 7,093,706

# Replacement Parts List

**FMS**  
Medium-Duty Secondary Cleaner



## Replacement Parts

REF	DESCRIPTION	ORDERING NUMBER	ITEM CODE	WT. LBS.
1	18" (450mm) Pole	MHSP-18	76178	46.2
	24" (600mm) Pole	MHSP-24	75918	51.7
	30" (750mm) Pole	MHSP-30	75919	57.2
	36" (900mm) Pole	MHSP-36	75920	62.8
	42" (1050mm) Pole	MHSP-42	75921	68.3
	48" (1200mm) Pole	MHSP-48	75922	73.9
	54" (1350mm) Pole	MHSP-54	75923	79.4
	60" (1500mm) Pole	MHSP-60	75924	85.0
72" (1800mm) Pole	MHSP-72	75925	96.1	
2a	C-Tip*	ICT6	74535	0.7
2b	V-Tip* (for vulcanized belts only)	RSA150	73628	1.3
3	FMS Cushion Kit*	FMSC	79699	4.2
4a	Tension Spring - White (1 ea.) for belts 18" - 30" (450-750mm)	STS-W	75846	0.5
4b	Tension Spring - Silver (1 ea.) for belts 36" - 54" (900-1350mm)	STS-S	75843	0.8
4c	Tension Spring - Black (1 ea.) for belts 60" - 72" (1500-1800mm)	STS-B	75844	1.0
5	MST Adjusting Mechanism	MSTAM	79435	2.8
6	MST Mounting Bracket LH (incl. bushings)	MST-MBL	79436	5.7
7	MST Mounting Bracket RH (incl. bushings)	MST-MBR	79437	5.7
8	MST HD Clamp*	MSTCHD	79439	2.5
9	MST Bushing Kit (incl. 4 bushings)	MSTBK	79440	0.2
10	MST Guide Pole	MSTGT	79441	1.5
11	MST HD Pole Mount*	MSTPMHD	79451	7.3
12	MST Drop Brackets (2)	MSTDB	79434	27.7
13	P SS Shield	PSSS	74773	0.5
-	MST HD Tensioner w/White Spring* (incl. 1 ea. items 6, 7; 2 ea. items 4a, 5, 8, 10 & 11)	MSTHD-W	79431	36.8
-	MST HD Tensioner w/Silver Spring* (incl. 1 ea. items 6, 7; 2 ea. items 4b, 5, 8, 10 & 11)	MSTHD-S	79432	37.5
-	MST HD Tensioner w/Black Spring* (incl. 1 ea. items 6, 7; 2 ea. items 4c, 5, 8, 10 & 11)	MSTHD-B	79433	38.1

\*Hardware Included

## MST Spring Tensioner Selection Chart

CLEANER SIZE	79431 MSTHD-W	79432 MSTHD-S	79433 MSTHD-B
FMS 18" - 30" (450 - 750mm)	X		
FMS 36" - 54" (900 - 1350mm)		X	
FMS 60" - 72" (1500 - 1800mm)			X


U.S. Patent No. 6,823,983; 7,093,706

# Product Ordering Information

## MHS Heavy Duty Secondary Cleaner (SSTensioners)

### MHS HD Secondary with C-Tips

BELT WIDTH		ORDERING NUMBER	ITEM CODE	WT. LBS.
in.	mm			
24	600	MHS-24	75910	124.6
30	750	MHS-30	75911	129.5
36	900	MHS-36	75912	140.0
42	1050	MHS-42	75913	150.4
48	1200	MHS-48	75914	160.9
54	1350	MHS-54	75915	171.3
60	1500	MHS-60	75916	181.8
72	1800	MHS-72	75917	208.3
84	2100	MHS-84	76803	243.0
96	2400	MHS-96	79043	277.7



### MHS HD Secondary with V-Tips\*

BELT WIDTH		ORDERING NUMBER	ITEM CODE	WT. LBS.
in.	mm			
18	450	MHS-18V	76169	119.7
24	600	MHS-24V	76170	124.6
30	750	MHS-30V	76171	129.5
36	900	MHS-36V	76172	140.0
42	1050	MHS-42V	76173	150.4
48	1200	MHS-48V	76174	160.9
54	1350	MHS-54V	76175	171.3
60	1500	MHS-60V	76176	181.8
72	1800	MHS-72V	76177	208.3
84	2100	MHS-84V	76804	243.1
96	2400	MHS-96V	79044	277.9



\*NOTE: V-Tips can be used ONLY on vulcanized belts.

### Replacement Tips

ORDERING NUMBER	ITEM CODE	WT. LBS.
ICT6	74535	0.7
RSA150	73628	1.3

### Tips Required Per Cleaner Size

in.	18	24	30	36	42	48	54	60	72	84	96
mm	450	600	750	900	1050	1200	1350	1500	1800	2100	2400
C-Tips or V-Tips Required	3	4	5	6	7	8	9	10	12	14	16

### Product Notes:

- Heavy-duty design to deliver maximum cleaning efficiency on the most demanding, abusive beltlines.
- Pole Length: Belt width plus 54" (1350mm). For longer requirements, see Minline Installation Accessories - Pole Extender Kit (page 131).
- Patented PowerFlex™ cushion design to maintain continuous blade-to-belt contact and quick relief from passing mechanical splices.
- C-Tips are for mechanically fastened or vulcanized belts. V-Tips are for vulcanized belts only.
- Visual Blade Tension Check: Measure the tension spring and refer to Spring Length Chart on mounting base for the correct length for best cleaning performance.
- Tensioner: SST Spring Tensioner for self-adjusting tensioning with easy retensioning adjustments.
- To make cleaner installation easier and quicker, see Optional Mounting Kits (page 131).

U.S. Patent No. 6,823,983; 7,093,706

# Product Ordering Information

## MHS Heavy Duty Secondary Cleaner (MSTensioners)

### MHS HD Secondary with V-Tips\*

BELT WIDTH		ORDERING NUMBER	ITEM CODE	WT. LBS.
in.	mm			
18	450	MHS-18V-MST	79442	105.1
24	600	MHS-24V-MST	79443	115.1
30	750	MHS-30V-MST	79444	125.0
36	900	MHS-36V-MST	79445	135.5
42	1050	MHS-42V-MST	79446	145.4
48	1200	MHS-48V-MST	79447	155.3
54	1350	MHS-54V-MST	79448	169.4
60	1500	MHS-60V-MST	79449	180.4
72	1800	MHS-72V-MST	79450	201.1

\*NOTE: V-Tips can be used ONLY on vulcanized belts.



### MHS HD Reversing with V-Tips\*

BELT WIDTH		ORDERING NUMBER	ITEM CODE	WT. LBS.
in.	mm			
18	450	MHS-18RMV	79624	105.9
24	600	MHS-24RMV	79625	116.2
30	750	MHS-30RMV	79626	126.4
36	900	MHS-36RMV	79627	137.2
42	1050	MHS-42RMV	79628	147.4
48	1200	MHS-48RMV	79629	157.5
54	1350	MHS-54RMV	79630	171.9
60	1500	MHS-60RMV	79631	183.2
72	1800	MHS-72RMV	79632	204.5

\*NOTE: V-Tips can be used ONLY on vulcanized belts.

### Replacement Tips

ORDERING NUMBER	ITEM CODE	WT. LBS.
RSA150	73628	1.3

### Tips Required Per Cleaner Size

in.	18	24	30	36	42	48	54	60	72
mm	450	600	750	900	1050	1200	1350	1500	1800
<b>C-Tips or V-Tips Required</b>	3	4	5	6	7	8	9	10	12

### Product Notes:


- Heavy-duty design to deliver maximum cleaning efficiency on the most demanding, abusive beltlines.
- Pole Length: Belt width plus 54" (1350mm). For longer requirements, see Minline Installation Accessories - Pole Extender Kit (page 131).
- Patented PowerFlex™ cushion design to maintain continuous blade-to-belt contact and quick relief from passing mechanical splices.
- V-Tips are for vulcanized belts only.
- Visual Blade Tension Check: Measure the tension spring and refer to Spring Length Chart on mounting base for the correct length for best cleaning performance.
- Tensioner: MST Spring Tensioner for self-adjusting tensioning with easy retensioning adjustments.
- To make cleaner installation easier and quicker, see Optional Mounting Kits (page 131).

# Product Ordering Information

## MHS Heavy Duty Secondary Cleaner (Polyurethane Cushion Shields, SSTensioners)


### MHS HD Secondary with C-Tips

BELT WIDTH		ORDERING NUMBER	ITEM CODE	WT. LBS.
in.	mm			
24	600	MHS-24RU	79738	125.8
30	750	MHS-30RU	79739	131.0
36	900	MHS-36RU	79740	141.8
42	1050	MHS-42RU	79741	152.5
48	1200	MHS-48RU	79742	163.3
54	1350	MHS-54RU	79743	174.0
60	1500	MHS-60RU	79744	184.8
72	1800	MHS-72RU	79745	211.9
84	2100	MHS-84RU	79746	247.2
96	2400	MHS-96RU	79747	282.5



### MHS HD Secondary with V-Tips\*

BELT WIDTH		ORDERING NUMBER	ITEM CODE	WT. LBS.
in.	mm			
18	450	MHS-18RUV	79748	120.6
24	600	MHS-24RUV	79749	125.8
30	750	MHS-30RUV	79750	131.0
36	900	MHS-36RUV	79751	141.8
42	1050	MHS-42RUV	79752	152.5
48	1200	MHS-48RUV	79753	163.3
54	1350	MHS-54RUV	79754	174.0
60	1500	MHS-60RUV	79755	184.8
72	1800	MHS-72RUV	79756	211.9
84	2100	MHS-84RUV	79757	247.3
96	2400	MHS-96RUV	79758	282.7



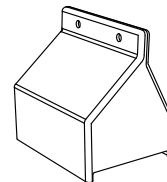
\*NOTE: V-Tips can be used ONLY on vulcanized belts.

### Replacement Tips

ORDERING NUMBER	ITEM CODE	WT. LBS.
ICT6	74535	0.7
RSA150	73628	1.3

### Replacement Cushion Shield

ORDERING NUMBER	ITEM CODE	WT. LBS.
UPFCC	79320	.3



Polyurethane Cushion Shield

### Tips Required Per Cleaner Size

in.	18	24	30	36	42	48	54	60	72	84	96
mm	450	600	750	900	1050	1200	1350	1500	1800	2100	2400
C-Tips or V-Tips Required	3	4	5	6	7	8	9	10	12	14	16

### Product Notes:

- Heavy-duty design to deliver maximum cleaning efficiency on the most demanding, abusive beltlines.
- Pole Length: Belt width plus 54" (1350mm). For longer requirements, see Mineline Installation Accessories - Pole Extender Kit (page 131).
- Patented PowerFlex™ cushion design to maintain continuous blade-to-belt contact and quick relief from passing mechanical splices.
- C-Tips are for mechanically fastened or vulcanized belts. V-Tips are for vulcanized belts only.
- Visual Blade Tension Check: Measure the tension spring and refer to Spring Length Chart on mounting base for the correct length for best cleaning performance.
- Tensioner: SST Spring Tensioner for self-adjusting tensioning with easy retensioning adjustments.
- To make cleaner installation easier and quicker, see Optional Mounting Kits (page 131).

U.S. Patent No. 6,823,983; 7,093,706



# Product Ordering Information

## MHS Reversing Heavy Duty Secondary Cleaner

### MHS HD Reversing Secondary with C-Tips

BELT WIDTH		ORDERING NUMBER	ITEM CODE	WT. LBS.
in.	mm			
24	600	MHS-24R	76613	128.2
30	750	MHS-30R	76614	134.0
36	900	MHS-36R	76615	145.4
42	1050	MHS-42R	76616	156.7
48	1200	MHS-48R	76617	168.1
54	1350	MHS-54R	76618	179.4
60	1500	MHS-60R	76619	190.8
72	1800	MHS-72R	76620	219.1
84	2100	MHS-84R	76621	247.4
96	2400	MHS-96R	79045	275.7



### MHS HD Reversing Secondary with V-Tips\*

BELT WIDTH		ORDERING NUMBER	ITEM CODE	WT. LBS.
in.	mm			
18	450	MHS-18RV	76646	122.4
24	600	MHS-24RV	76647	128.2
30	750	MHS-30RV	76648	134.0
36	900	MHS-36RV	76649	145.4
42	1050	MHS-42RV	76650	156.7
48	1200	MHS-48RV	76651	168.1
54	1350	MHS-54RV	76652	179.4
60	1500	MHS-60RV	76653	190.8
72	1800	MHS-72RV	76654	219.1
84	2100	MHS-84RV	76805	255.6
96	2400	MHS-96RV	79046	292.1



\*NOTE: V-Tips can be used ONLY on vulcanized belts.

### Replacement Shields

DESCRIPTION	ORDERING NUMBER	ITEM CODE	WT. LBS.
P Stainless Steel Shield	PSSS	74773	0.5
PowerFlex™ Reverse Shield	PFRS	76622	0.4

### Replacement Tips

ORDERING NUMBER	ITEM CODE	WT. LBS.
ICT6	74535	0.7
RSA150	73628	1.3

### Product Notes:

- A cleaner for applications where the belt travels in both directions.

### MHS HD with SAT2 Tensioner\*

BELT WIDTH		ORDERING NUMBER	ITEM CODE	WT. LBS.
in.	mm			
24	600	MHS-24P	78736	102.4
30	750	MHS-30P	78737	107.3
36	900	MHS-36P	78738	116.4
42	1050	MHS-42P	78739	126.8
48	1200	MHS-48P	78740	137.3
54	1350	MHS-54P	78741	147.7
60	1500	MHS-60P**	78742	158.2
72	1800	MHS-72P**	78743	183.9
84	2100	MHS-84P**	78744	209.6
96	2400	MHS-96P**	79047	292.1

\*Includes Control Box

\*\*60"-96" models have a 3-piece pole.



### Product Notes:

- The SAT2 Tensioners automatically adjust the blades to the belt until the blades are worn out.
- Does not include air tank. Select option on page 89.

U.S. Patent No. 6,823,983; 7,093,706



# Product Ordering Information

## Line Connections for Portable Air Tensioner

### Air Tanks

ORDERING NUMBER	ITEM CODE	WT. LBS.
PAT1	78684	13.0
PAT2	78685	13.0



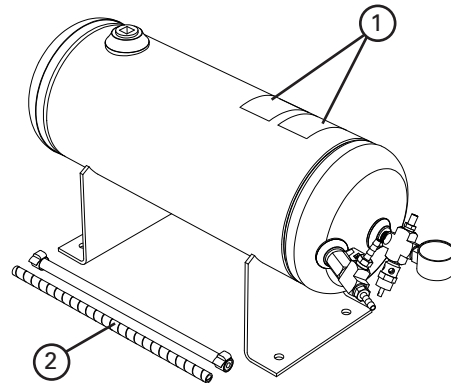
PAT1 (Single)



PAT2 (Dual)

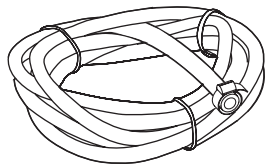
### Replacement Parts List

REF	DESCRIPTION	ORDERING NUMBER	ITEM CODE	WT. LBS.
1	Tank Label Kit	PATLK	78791	0.1
2	Tank Hose Kit (incl. 1 ea. 10' hose and 1' poly spiral wrap, 2 hose clamps)	PATHK	78794	1.5



### Product Notes:

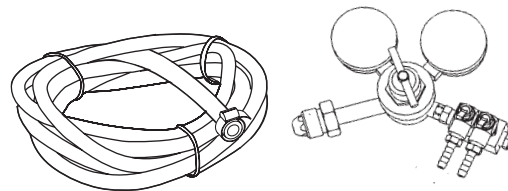
- For use with PAT cleaner assemblies and PAT control box.
- Single for applications with one cleaner, double for applications with two cleaners.
- 150# pop-off valve for safe pressurizing/charging of Air Tank.
- ASME construction.



### Air Line Connection for Site-Accessible Air

ORDERING NUMBER	ITEM CODE	WT. LBS.
PATHK*	78794	1.5

\*incl. 10' hose, 1' poly spiral wrap, 2 hose clamps



### Nitrogen Tank Connection for Site-Provided Nitrogen Tank

ORDERING NUMBER	ITEM CODE	WT. LBS.
PANK*	78799	5.0


\*incl. Nitrogen Regulator, 10' hose, 2 hose clamps

# Product Ordering Information

## Stainless Steel MHS Heavy Duty Secondary Cleaner


### SS MHS HD Secondary with C-Tips

BELT WIDTH		ORDERING NUMBER	ITEM CODE
in.	mm		
24	600	MHS-24-S/S	77601
30	750	MHS-30-S/S	77602
36	900	MHS-36-S/S	77603
42	1050	MHS-42-S/S	77604
48	1200	MHS-48-S/S	77605
54	1350	MHS-54-S/S	77606
60	1500	MHS-60-S/S	77607
72	1800	MHS-72-S/S	77608
84	2100	MHS-84-S/S	77609
96	2400	MHS-96-S/S	79048




### SS MHS HD Secondary with V-Tips\*

BELT WIDTH		ORDERING NUMBER	ITEM CODE
in.	mm		
24	600	MHS-24V-S/S	77610
30	750	MHS-30V-S/S	77611
36	900	MHS-36V-S/S	77612
42	1050	MHS-42V-S/S	77613
48	1200	MHS-48V-S/S	77614
54	1350	MHS-54V-S/S	77615
60	1500	MHS-60V-S/S	77616
72	1800	MHS-72V-S/S	77617
84	2100	MHS-84V-S/S	77618
96	2400	MHS-96V-S/S	79049



\*NOTE: V-Tips can be used ONLY on vulcanized belts.

For replacement tips and qty of tips per cleaner, see page 96.



### SS MHS HD Reversing Secondary with C-Tips

BELT WIDTH		ORDERING NUMBER	ITEM CODE
in.	mm		
24	600	MHS-24R-S/S	77640
30	750	MHS-30R-S/S	77641
36	900	MHS-36R-S/S	77642
42	1050	MHS-42R-S/S	77643
48	1200	MHS-48R-S/S	77644
54	1350	MHS-54R-S/S	77645
60	1500	MHS-60R-S/S	77646
72	1800	MHS-72R-S/S	77647
84	2100	MHS-84R-S/S	77648
96	2400	MHS-96R-S/S	79050



### SS MHS HD Reversing Secondary with V-Tips\*

BELT WIDTH		ORDERING NUMBER	ITEM CODE
in.	mm		
24	600	MHS-24RV-S/S	77649
30	750	MHS-30RV-S/S	77650
36	900	MHS-36RV-S/S	77651
42	1050	MHS-42RV-S/S	77652
48	1200	MHS-48RV-S/S	77653
54	1350	MHS-54RV-S/S	77654
60	1500	MHS-60RV-S/S	77655
72	1800	MHS-72RV-S/S	77656
84	2100	MHS-84RV-S/S	77657
96	2400	MHS-96RV-S/S	79051

\*NOTE: V-Tips can be used ONLY on vulcanized belts.

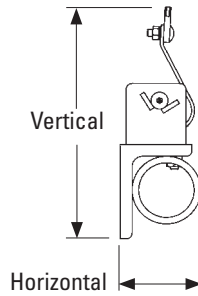
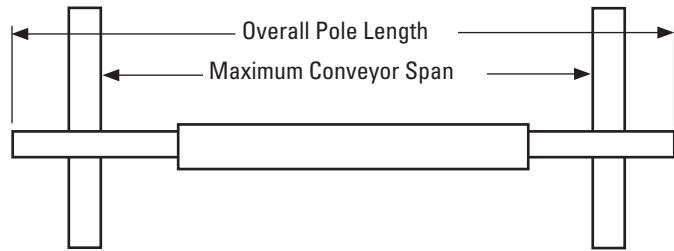
U.S. Patent No. 6,823,983; 7,093,706

# Specifications & Guidelines

## Pole Length Specifications\*

CLEANER SIZE		BLADE WIDTH		POLE LENGTH		MAXIMUM CONVEYOR SPAN	
in.	mm	in.	mm	in.	mm	in.	mm
18	450	18	450	72	1800	62	1550
24	600	24	600	78	1950	68	1700
30	750	30	750	84	2100	74	1850
36	900	36	900	90	2250	80	2000
42	1050	42	1050	96	2400	86	2150
48	1200	48	1200	102	2550	92	2300
54	1350	54	1350	108	2700	98	2450
60	1500	60	1500	114	2850	104	2600
72	1800	72	1800	126	3150	116	2900
84	2100	84	2100	138	3450	128	3200
96	2400	96	2400	150	3750	140	3500

\*For special extra long pole length requirements, a Pole Extender Kit (#76024) is available that provides 30" (750mm) of extended pole length. (Page page 131). Pole Diameter - 2-7/8" (73mm)



## Clearance Guidelines for Installation

HORIZONTAL CLEARANCE REQUIRED		VERTICAL CLEARANCE REQUIRED	
in.	mm	in.	mm
4	100	10	245

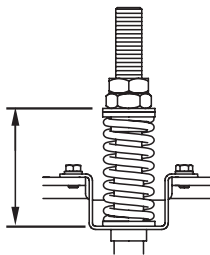
## SST Tensioner Spring Length Chart

Blade Width		White Spring		Silver Spring		Black Spring		Gold Spring	
in.	mm	in.	mm	in.	mm	in.	mm	in.	mm
18	450	3 3/8	86	4	102	N/A	N/A	N/A	N/A
24	600	3 1/8	79	3 7/8	98	N/A	N/A	N/A	N/A
30	750	2 7/8	73	3 3/4	95	N/A	N/A	N/A	N/A
36	900	N/A	N/A	3 3/4	95	3 7/8	98	N/A	N/A
42	1050	N/A	N/A	3 5/8	92	3 3/4	95	N/A	N/A
48	1200	N/A	N/A	3 1/2	89	3 5/8	92	N/A	N/A
54	1350	N/A	N/A	3 3/8	86	3 5/8	92	3 3/4	95
60	1500	N/A	N/A	3 1/4	83	3 1/2	89	3 3/4	95
72	1800	N/A	N/A	N/A	N/A	3 3/8	86	3 5/8	92
84	2100	N/A	N/A	N/A	N/A	3 1/8	79	3 1/2	89
96	2400	N/A	N/A	N/A	N/A	N/A	N/A	3 1/2	89
108	2700	N/A	N/A	N/A	N/A	N/A	N/A	3 3/8	86
120	3000	N/A	N/A	N/A	N/A	N/A	N/A	3 3/8	86

Shading indicates preferred spring option. Measure spring as shown below.

### SST

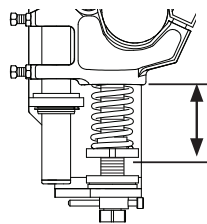
Top of Washer to Mounting Base



## MST Tensioner Spring Length Chart

Blade Width		2 White Springs		2 Silver Springs		2 Black Springs	
in.	mm	in.	mm	in.	mm	in.	mm
18	450	2 7/8	73	3 3/8	86	3 1/2	89
24	600	2 5/8	67	3 3/8	86	3 3/8	86
30	750	2 3/8	60	3 1/4	83	3 3/8	86
36	900	2 1/8	54	3 1/8	79	3 1/4	83
42	1050	1 7/8	48	3	76	3 1/8	79
48	1200	N/A	N/A	2 7/8	73	3 1/8	79
54	1350	N/A	N/A	2 7/8	73	3	76
60	1500	N/A	N/A	2 3/4	70	2 7/8	73
72	1800	N/A	N/A	2 1/2	64	2 3/4	70

Shading indicates preferred spring option. Measure spring as shown below.



### MST

Bottom of Pole Mount to Bottom of Spring Support Plate

## SAT2 Tensioner Pressure Chart

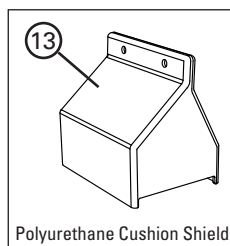
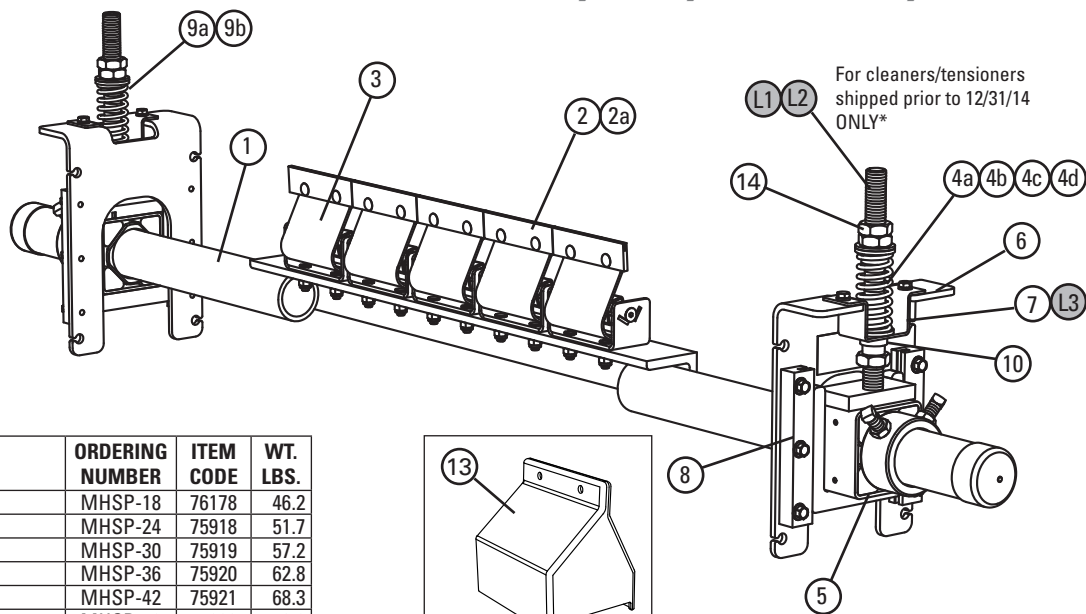
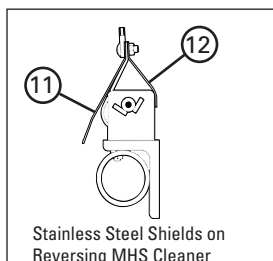
Blade Width		Blades	Pressure	
in.	mm		psi	kPa
18	450	3	15#	103
24	600	4	19#	131
30	750	5	23#	159
36	900	6	27#	186
42	1050	7	31#	214
48	1200	8	35#	241
54	1350	9	39#	269
60	1500	10	43#	296
72	1800	12	51#	352
84	2100	14	59#	407
96	2400	16	67#	462

## Specifications

- Maximum Belt Speed .....SST/SAT2 Tensioner - 1200 FPM (6m/s)
- Maximum Belt Speed .....MST Tensioner - 1000 FPM (5m/s)
- Temperature Rating .....-30°F to 180°F (-35°C to 82°C)
- Usable Blade Wear Length.....3/8" (9mm)
- Blade Materials .....C-Tip: Impact Resistant Tungsten Carbide (works with mechanical fasteners)  
V-Tip: Long Life Tungsten Carbide (for vulcanized belts only)
- Available for Belt Widths .....SST/SAT2 Tensioners - 18" to 96" (450 to 2400 mm). Other sizes available upon request.
- Available for Belt Widths .....MST Tensioners - 18" to 72" (450 to 1800mm). Other sizes available upon request.
- CEMA Cleaner Rating .....Class 5

U.S. Patent No. 6,823,983; 7,093,706

# Replacement Parts List



## Replacement Parts

REF	DESCRIPTION	ORDERING NUMBER	ITEM CODE	WT. LBS.
1	18" (450mm) Pole	MHSP-18	76178	46.2
	24" (600mm) Pole	MHSP-24	75918	51.7
	30" (750mm) Pole	MHSP-30	75919	57.2
	36" (900mm) Pole	MHSP-36	75920	62.8
	42" (1050mm) Pole	MHSP-42	75921	68.3
	48" (1200mm) Pole	MHSP-48	75922	73.9
	54" (1350mm) Pole	MHSP-54	75923	79.4
	60" (1500mm) Pole	MHSP-60	75924	85.0
	72" (1800mm) Pole	MHSP-72	75925	96.1
	84" (2100mm) Pole	MHSP-84	76814	112.1
96" (2400mm) Pole	MHSP-96	79052	128.1	
2	C-Tip*	ICT6	74535	0.7
2a	V-Tip* (for vulcanized belts only)	RSA150	73628	1.3
3	PowerFlex™ Cushion* (complete)	PFC	75927	4.2
3a	PowerFlex Cushion* SS (complete)	PFC-SS	76560	4.2
4a	Tension Spring - White (1 ea.) for belts 18" - 30" (450-750mm)	STS-W	75846	0.5
4b	Tension Spring - Silver (1 ea.) for belts 36" - 48" (900-1200mm)	STS-S	75843	0.8
4c	Tension Spring - Black (1 ea.) for belts 54" - 84" (1350-2100mm)	STS-B	75844	1.0
4d	Tension Spring - Gold (1 ea.) for belts 96" (2400mm)	STS-G	78142	1.3
5	HD Torsion Pole Mount* (1 ea.) (includes HD adjusting rod, nuts & sleeve) (See 9 & 9a for bushings)	SSTHDPM	77868	15.0
6	HD Mounting Base Kit* (includes 1 mounting base, 2 slide guides, top hat bracket & bottom bushing)	SSTHDMK	77870	10.2
7	SST Hat Bracket (pair)	SSTHB	79582	3.5
8	Slide Guide Kit* (incl. 2 slide guides)	STGK2	77867	1.1
9a	SST Bushing Kit - White/Silver (includes 2 bushings)	SSTBK-W	76636	0.1
9b	SST Bushing Kit - Black/Gold (includes 2 bushings)	SSTBK-B	76637	0.1
10	SST Lower Bushing Kit (pair)	SSTLBK	79493	0.1
11	P Stainless Steel Shield	PSSS	74773	0.5
12	PowerFlex™ Reverse Shield	PFRS	76622	0.4
13	Polyurethane Cushion Shield	UPFCC	79320	0.3
14	Jam Nut Kit SST	JNK-C	79893	0.3

\*Hardware Included

## Replacement Parts

REF	DESCRIPTION	ORDERING NUMBER	ITEM CODE	WT. LBS.
-	HD Spring Tensioner* - White (includes 2 each items 4, 5, 6, & 9) for belts 18" - 30" (450-750mm)	SST2HD-W	77879	60.6
-	HD Spring Tensioner* - Silver (includes 2 each items 4a, 5, 6, & 9) for belts 36" - 48" (900-1200mm)	SST2HD-S	77880	61.4
-	HD Spring Tensioner* - Black (includes 2 each items 4b, 5, 6, & 9a) for belts 54" - 84" (1350-2100mm)	SST2HD-B	77881	62.0
-	HD Spring Tensioner* - Gold (includes 2 each items 4c, 5, 6, & 9a) for belts 96" (2400mm)	SST2HD-G	79041	62.6

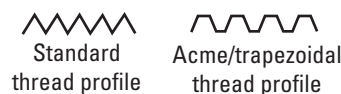
## Spring Tensioner Selection Chart

CLEANER SIZE	77879	77880	77881	79041
	SST2HD-W	SST2HD-S	SST2HD-B	SST2HD-G
MHS 18" - 30" (450 - 750mm)	X			
MHS 36" - 48" (900 - 1200mm)		X		
MHS 54" - 84" (1350 - 2100mm)			X	
MHS 96" (2400mm)				X

## Legacy Replacement Parts for Tensioners shipped prior to Dec. 31, 2014\*

REF	DESCRIPTION	ORDERING NUMBER	ITEM CODE	WT. LBS.
L1	Adjusting Rod Kit (includes 1 rod, 2 nuts, 1 bushing, 1 washer) for belts 24"-60" (600-1500mm)	STAK	75847	2.9
L2	HD Adjusting Rod Kit (includes 1 rod, 2 nuts, 1 HD bushing, 1 washer) for belts 72"-96" (1800-2400mm)	STAKHD	75892	3.0
L3	Legacy SST Hat Channel Kit	SSTHK	79070	1.5
L4	SAT2 Adjusting Rod Kit (2 ea.)	SAT2AK	78733	5.0
-	SST Tensioner Bushing Update Kit (includes 2 lower bushings, 2 sleeves, 2 nuts)	SST-BUK	76943	0.3

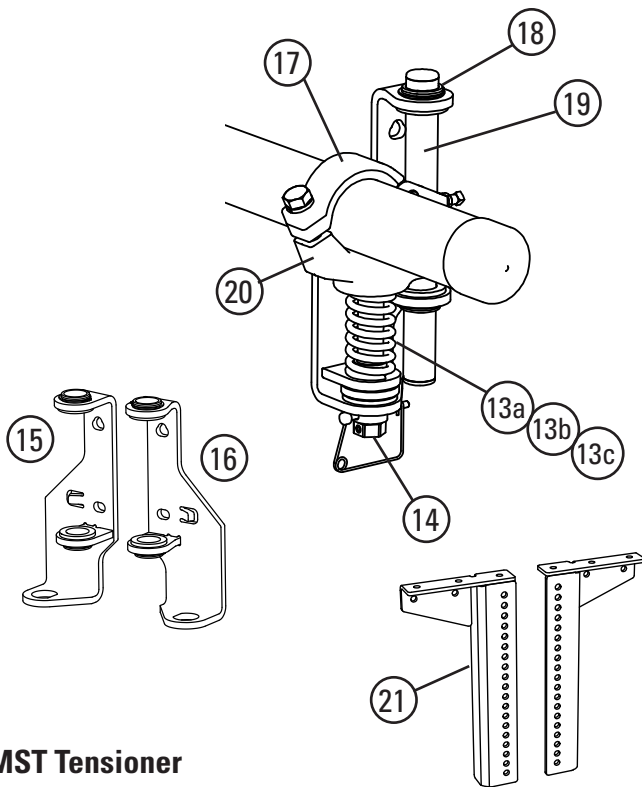
\*Verify if legacy parts are needed by looking at threaded rod. If it has standard threads, use legacy parts. If it has flat/acme threads, choose from regular replacement parts.



U.S. Patent No. 6,823,983; 7,093,706

# Replacement Parts List

## MHS Optional MST and SAT2 Tensioners



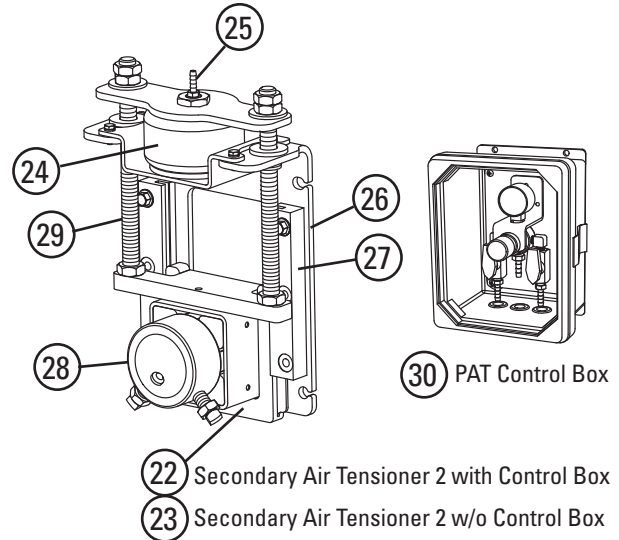
### MST Tensioner Replacement Parts

REF	DESCRIPTION	ORDERING NUMBER	ITEM CODE	WT. LBS.
13a	Tension Spring - White (1 ea.) for belts 18" - 30" (450-750mm)	STS-W	75846	0.5
13b	Tension Spring - Silver (1 ea.) for belts 36" - 54" (900-1350mm)	STS-S	75843	0.8
13c	Tension Spring - Black (1 ea.) for belts 60" - 72" (1500-1800mm)	STS-B	75844	1.0
14	MST Adjusting Mechanism	MSTAM	79435	2.8
15	MST Mounting Bracket LH (incl. bushings)	MST-MBL	79436	5.7
16	MST Mounting Bracket RH (incl. bushings)	MST-MBR	79437	5.7
17	MST HD Clamp*	MSTCHD	79439	2.5
18	MST Bushing Kit (incl. 4 bushings)	MSTBK	79440	.2
19	MST Guide Pole	MSTGT	79441	1.5
20	MST HD Pole Mount*	MSTPMHD	79451	7.3
21	MST Drop Brackets (2)	MSTDB	79434	27.7
-	MST HD Tensioner w/White Spring* (incl. 1 ea. items 15,16,18; 2 ea. items 13a,14,17,19,20)	MSTHD-W	79431	36.8
-	MST HD Tensioner w/Silver Spring* (incl. 1 ea. items 15,16,18; 2 ea. items 13b,14,17,19,20)	MSTHD-S	79432	37.5
-	MST HD Tensioner w/Black Spring* (incl. 1 ea. items 15,16,18; 2 ea. items 13c,14,17,19,20)	MSTHD-B	79433	38.1

\*Hardware included

### MST Spring Tensioner Selection Chart

CLEANER SIZE	79431 MSTHD-W	79432 MSTHD-S	79433 MSTHD-B
MHS 18" - 30" (450 - 750mm)	X		
MHS 36" - 54" (900 - 1350mm)		X	
MHS 60" - 72" (1500 - 1800mm)			X



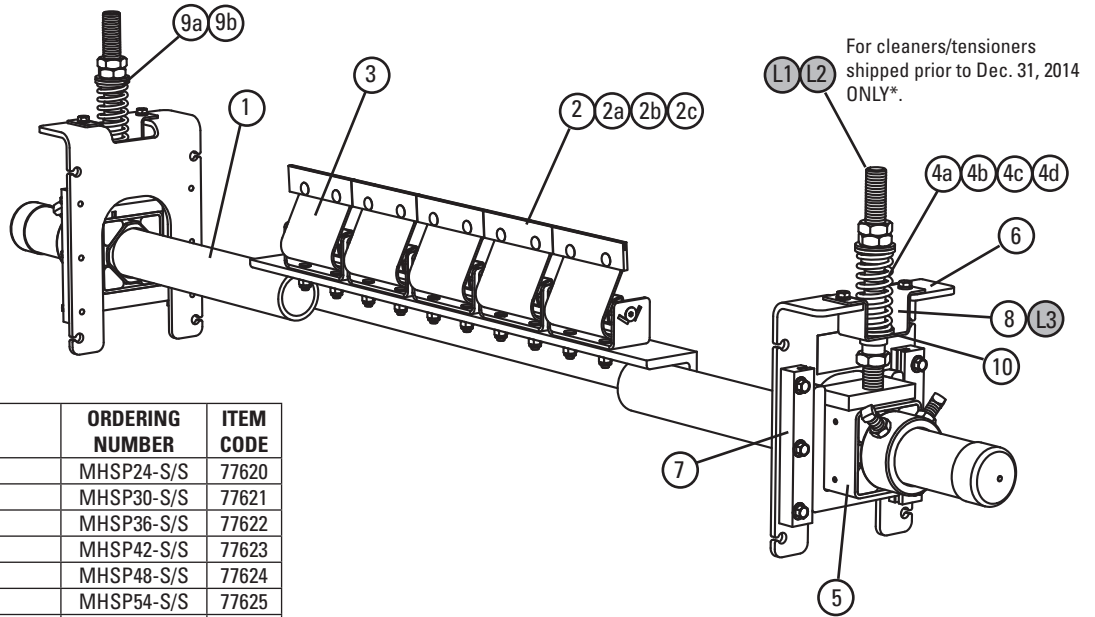
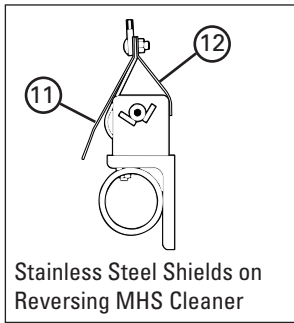
### SAT2 (Secondary Air Tensioner 2) Replacement Parts

REF	DESCRIPTION	ORDERING NUMBER	ITEM CODE	WT. LBS.
22	SAT2 w/PAT Control Box	SAT2PAT	78735	43.5
23	SAT2 w/o Control Box	SAT2NCB	78703	41.0
24	SAT Air/Water Bag Kit (1 ea.)	SATB	76083	5.1
25	SAT 1/8" Hose Barb Kit (2 ea.)	SATHB	76084	0.1
26	SAT2 Mounting Base Kit (2 ea.)	SAT2MK	78704	11.6
27	ST Slide Guide Kit (1 ea.)	STGK2	77867	1.1
28	SAT2 Torsion Pole Mount (2 ea.) (incl. threaded rods and nuts)	SAT2PM	78732	11.1
29	SAT2 Adjusting Rod Kit	SAT2AK	78733	5.0
30	PAT Control Box 100psi	PACB100	79656	11.0



# Replacement Parts List

## Stainless Steel MHS Heavy Duty Secondary Cleaner



### Replacement Parts

REF	DESCRIPTION	ORDERING NUMBER	ITEM CODE
1	24" (600mm) SS Pole	MHSP24-S/S	77620
	30" (750mm) SS Pole	MHSP30-S/S	77621
	36" (900mm) SS Pole	MHSP36-S/S	77622
	42" (1050mm) SS Pole	MHSP42-S/S	77623
	48" (1200mm) SS Pole	MHSP48-S/S	77624
	54" (1350mm) SS Pole	MHSP54-S/S	77625
	60" (1500mm) SS Pole	MHSP60-S/S	77626
	72" (1800mm) SS Pole	MHSP72-S/S	77627
	84" (2100mm) SS Pole	MHSP84-S/S	77628
96" (2400mm) SS Pole	MHSP96-S/S	79053	
2	C-Tip*	ICT6	74535
2a	SS C-Tip	ICT6-S/S	78700
2b	V-Tip* (for vulcanized belts only)	RSA150	73628
2c	S/S V-Tip* (for vulcanized belts only)	RVT6-S/S	76205
3	PowerFlex Cushion* (complete)	PFC-SS	76560
4a	Tension Spring - White (1 ea.) for belts 18" - 30" (450-750mm)	STS-W-S/S	77630
4b	Tension Spring - Silver (1 ea.) for belts 36" - 48" (900-1200mm)	STS-S-S/S	77631
4c	Tension Spring - Black (1 ea.) for belts 54" - 84" (1350-2100mm)	STS-B-S/S	77632
4d	Tension Spring - Gold (1 ea.) for belts 96" (2400)	STS-G-S/S	79057
5	SS HD Torsion Mounting Kit* (1 ea.) (includes adjusting rod, 3 nuts, & sleeve) (See 9 & 9a for bushings)	STHDPM2-S/S	77633
6	SS Mounting Base Kit* (includes 1 mounting base, 2 slide guides, top hat bracket & bottom bushing)	STHDMK2-S/S	77634
7	SS Base Mounting Kit* (includes 2 slide guides)	STGK2-S/S	77635
8	SST Hat Bracket S/S (pair)	SSTHB-S/S	79586
9a	SST Bushing Kit - White/Silver (includes 2 bushings)	SSTBK-W	76636
9b	SST Bushing Kit - Black/Gold (includes 2 bushings)	SSTBK-B	76637
10	SST Lower Bushing Kit (pair)	SSTLBK	79493
11	P Stainless Steel Shield	PSSS	74773
12	PowerFlex™ Reverse Shield	PFRS	76622
-	SS Spring Tensioner* - White (includes 2 each items 4, 5, 6 & 9) for belts 18" - 30" (450-750mm)	SST2HD-W-S/S	77637
-	SS Spring Tensioner* - Silver (includes 2 each items 4a, 5, 6 & 9) for belts 36" - 48" (900-1200mm)	SST2HD-S-S/S	77638
-	SS Spring Tensioner* - Black (includes 2 each items 4b, 5, 6 & 9a) for belts 54" - 84" (1350-2100mm)	SST2HD-B-S/S	77639
-	SS Spring Tensioner* - Gold (includes 2 each items 4c, 5, 6 & 9a) for belts 96" (2400mm)	SST2HD-G-S/S	79042


\*Hardware Included

### Legacy Replacement Parts for Tensioners shipped prior to Dec. 31, 2014\*

REF	DESCRIPTION	ORDERING NUMBER	ITEM CODE
L1	Adjusting Rod Kit* (includes 1 rod, 2 nuts, 1 bushing, 1 washer) for belts 18" - 60" (450-1500mm)	STAK	75847
L2	HD Adjusting Rod Kit* (includes 1 rod, 2 nuts, 1 HD bushing, 1 washer) for belts 72" - 96" (1800-2400mm)	STAKHD	75892
L3	SST Hat Channel Kit S/S	SSTHK-S/S	79071
-	SS Bushing Update Kit (includes 2 ea. lower bushings, sleeves, nuts)	SST-BUK-S/S	77636

\*Verify if legacy parts are needed by looking at threaded rod. If it has standard threads, use legacy parts.

If it has flat/acme threads, choose from regular replacement parts.



### Spring Tensioner Selection Chart

CLEANER SIZE	77637 SSTDH-W-S/S	77638 SSTDH-S-S/S	77639 SSTDH-B-S/S	79042 SSTDH-G-S/S
MHS S/S 18" - 30" (450 - 750mm)	X			
MHS S/S 36" - 48" (900 - 1200mm)		X		
MHS S/S 54" - 84" (1350 - 2100mm)			X	
MHS S/S 96" (2400mm)				X


U.S. Patent No. 6,823,983; 7,093,706

# Product Ordering Information


## P-Type® ESAC Secondary Cleaner with Enhanced Service Advantage Cartridge

### P-Type ESAC Secondary with C-Tips

CLEANER COMPLETE				
BELT WIDTH		ORDERING NUMBER	ITEM CODE	WT. LBS.
in.	mm			
24	600	PC24-ESAC	77955	137.4
30	750	PC30-ESAC	77956	150.8
36	900	PC36-ESAC	77957	164.0
42	1050	PC42-ESAC	77958	177.3
48	1200	PC48-ESAC	77959	190.5
54	1350	PC54-ESAC	77960	203.9
60	1500	PC60-ESAC	77961	217.2
72	1800	PC72-ESAC	77962	243.8
60	1500	PC60-2ESAC	77963	303.7
72	1800	PC72-2ESAC	77964	330.8
84	2100	PC84-2ESAC	77965	358.2
96	2400	PC96-2ESAC	77966	385.2
120	3000	PC120-2ESAC	77967	443.8



P-Type ESAC Single Cartridge



P-Type 2ESAC Dual Cartridge

### P-Type ESAC Secondary with V-Tips\*

CLEANER COMPLETE				
BELT WIDTH		ORDERING NUMBER	ITEM CODE	WT. LBS.
in.	mm			
24	600	PV24-ESAC	77981	137.4
30	750	PV30-ESAC	77982	150.8
36	900	PV36-ESAC	77983	164.0
42	1050	PV42-ESAC	77984	177.3
48	1200	PV48-ESAC	77985	190.5
54	1350	PV54-ESAC	77986	203.9
60	1500	PV60-ESAC	77987	217.2
72	1800	PV72-ESAC	77988	243.8
60	1500	PV60-2ESAC	77989	303.7
72	1800	PV72-2ESAC	77990	330.8
84	2100	PV84-2ESAC	77991	358.2
96	2400	PV96-2ESAC	77992	385.2
120	3000	PV120-2ESAC	77993	443.8

\*NOTE: V-Tips can be used ONLY on vulcanized belts.

### Replacement Tips

ORDERING NUMBER	ITEM CODE	WT. LBS.
ICT6	74535	0.7
PSA150	73156	1.0

### Tips Required Per Cleaner Size

in.	24	30	36	42	48	54	60	72	84	96	120
mm	600	750	900	1050	1200	1350	1500	1800	2100	2400	3000
<b>C-Tips or V-Tips Required</b>	4	5	6	7	8	9	10	12	14	16	20

### Product Notes:

- Patented Enhanced Service Advantage Cartridge™ allows for easy removal in even the dirtiest conditions.
- Pole Length: Belt width plus 54" (1350mm) (single cartridge cleaners); Belt width plus 60" (1500mm) (dual cartridge cleaners).
- Tips are set at a non-aggressive 70° angle to give quick relief for passing mechanical splices.
- C-Tips are for mechanically fastened or vulcanized belts. V-Tips are for vulcanized belts only.
- Tensioner mounting brackets included for fast and easy installation.
- Cartridge Removal Kit included for easy removal of the cartridge.

U.S. Patent No. 7,987,966; Patent Pending

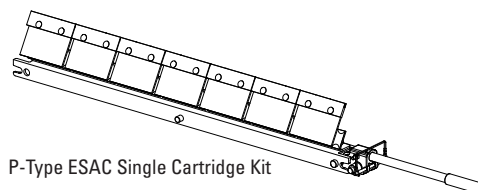


# Product Ordering Information

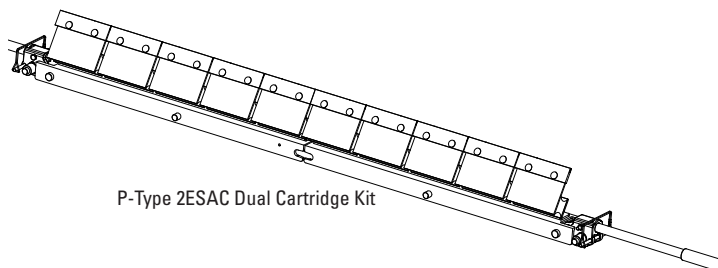
**P-Type® ESAC**  
**Secondary Cleaner**  
 Replacement Cartridge Kits

## P-Type ESAC Cartridge Kits with C-Tips

BELT WIDTH		ORDERING NUMBER	ITEM CODE	WT. LBS.
in.	mm			
24	600	P-CARK-C24/600	78072	25.2
30	750	P-CARK-C30/750	78073	30.0
36	900	P-CARK-C36/900	78074	34.7
42	1050	P-CARK-C42/1050	78075	39.5
48	1200	P-CARK-C48/1200	78076	44.1
54	1350	P-CARK-C54/1350	78077	48.9
60	1500	P-CARK-C60/1500	78078	53.7
72	1800	P-CARK-C72/1800	78079	63.2
60	1500	P-CARK2-C60/1500	78088	87.5
72	1800	P-CARK2-C72/1800	78089	102.2
84	2100	P-CARK2-C84/2100	78090	117.3
96	2400	P-CARK2-C96/2400	78091	132.1
120	3000	P-CARK2-C120/3000	78092	162.3



P-Type ESAC Single Cartridge Kit



P-Type 2ESAC Dual Cartridge Kit

## P-Type ESAC Cartridge Kits with V-Tips\*

BELT WIDTH		ORDERING NUMBER	ITEM CODE	WT. LBS.
in.	mm			
24	600	P-CARK-V24/600	78080	25.2
30	750	P-CARK-V30/750	78081	30.0
36	900	P-CARK-V36/900	78082	34.7
42	1050	P-CARK-V42/1050	78083	39.5
48	1200	P-CARK-V48/1200	78084	44.1
54	1350	P-CARK-V54/1350	78085	48.9
60	1500	P-CARK-V60/1500	78086	53.7
72	1800	P-CARK-V72/1800	78087	63.2
60	1500	P-CARK2-V60/1500	78093	87.5
72	1800	P-CARK2-V72/1800	78094	102.2
84	2100	P-CARK2-V84/2100	78095	117.3
96	2400	P-CARK2-V96/2400	78096	132.1
120	3000	P-CARK2-V120/3000	78097	162.3

\*NOTE: V-Tips can be used ONLY on vulcanized belts.

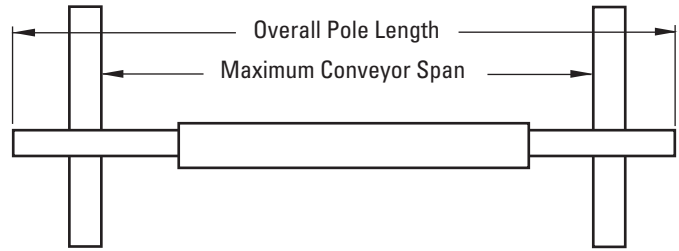
U.S. Patent No. 7,987,966; Patent Pending

# Specifications & Guidelines

## P-Type® ESAC Secondary Cleaner with Enhanced Service Advantage Cartridge

### Pole Length Specifications\*

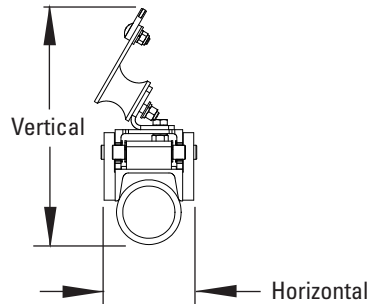
VERSION	CLEANER SIZE		BLADE WIDTH		POLE LENGTH		MAXIMUM CONVEYOR SPAN	
	in.	mm	in.	mm	in.	mm	in.	mm
Single	24	600	24	600	78	1950	66	1650
	30	750	30	750	84	2100	72	1800
	36	900	36	900	90	2250	78	1950
	42	1050	42	1050	96	2400	84	2100
	48	1200	48	1200	102	2550	90	2250
	54	1350	54	1350	108	2700	96	2400
	60	1500	60	1500	114	2850	102	2550
	72	1800	72	1800	126	3150	114	2850
Dual	60	1500	60	1500	120	3000	108	2700
	72	1800	72	1800	132	3300	120	3000
	84	2100	84	2100	144	3600	132	3300
	96	2400	96	2400	156	3900	144	3600
	120	3000	120	3000	180	4500	168	4200



\*For special extra long pole length requirements, a Pole Extender Kit (#76024) is available that provides 30" (750mm) of extended pole length (page 131). Pole Diameter - 2-7/8" (73mm)

### Clearance Guidelines for Installation

VERSION	HORIZONTAL CLEARANCE REQUIRED		VERTICAL CLEARANCE REQUIRED	
	in.	mm	in.	mm
Single	4-1/2	114	10-1/2	267
Dual	4-1/2	114	12-1/4	311



### Aluminum Content

ALUMINUM ALLOY TYPE	PERCENT	
	Mg Magnesium	Ti Titanium
6061	1.0%	0.0%

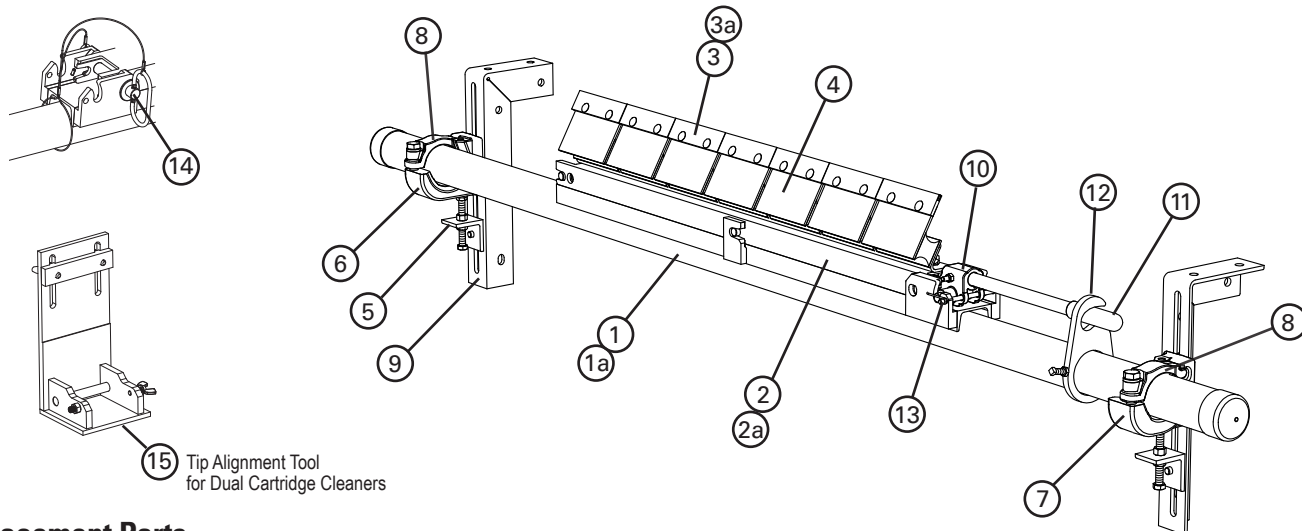
### Specifications:

- Maximum Belt Speed ..... 1000 FPM (5m/s)
- Temperature Rating ..... -30°F to 180°F (-35°C to 82°C)
- Usable Blade Wear Length ..... 3/8" (9mm)
- Blade Materials..... C-Tip: Impact Resistant Tungsten Carbide (works with mechanical fasteners)  
V-Tip: Long Life Tungsten Carbide (for vulcanized belts only)
- Available for Belt Widths..... 24" to 120" (600 to 3000 mm). Other sizes available upon request.
- CEMA Cleaner Rating..... Class 4

U.S. Patent No. 7,987,966; Patent Pending

# Replacement Parts List

**P-Type® ESAC**  
**Secondary Cleaner**  
*with Enhanced Service Advantage Cartridge*



## Replacement Parts

REF	DESCRIPTION	ORDERING NUMBER	ITEM CODE	WT. LBS.
1	ESAC Cartridge Pole 24"	SACPL-24/600	77887	65.4
	ESAC Cartridge Pole 30"	SACPL-30/750	77888	71.2
	ESAC Cartridge Pole 36"	SACPL-36/900	77889	77.1
	ESAC Cartridge Pole 42"	SACPL-42/1050	77890	82.9
	ESAC Cartridge Pole 48"	SACPL-48/1200	77891	88.8
	ESAC Cartridge Pole 54"	SACPL-54/1350	77892	94.6
	ESAC Cartridge Pole 60"	SACPL-60/1500	77893	100.5
	ESAC Cartridge Pole 72"	SACPL-72/1800	77894	112.2
	ESAC Cartridge Center Pole 60" (Dual)	SACPL2-60/1500	77895	77.3
	ESAC Cartridge Center Pole 72" (Dual)	SACPL2-72/1800	77896	89.5
	ESAC Cartridge Center Pole 84" (Dual)	SACPL2-84/2100	77897	101.8
	ESAC Cartridge Center Pole 96" (Dual)	SACPL2-96/2400	77898	114.1
	ESAC Cartridge Center Pole 120" (Dual)	SACPL2-120/3000	77899	142.3
1a	Extender Pole (for use with Dual Cartridge Center Pole)	MHP-EP	76392	54.0
2	ESAC Cartridge 24"	CART-24/600	77900	3.5
	ESAC Cartridge 30"	CART-30/750	77901	4.3
	ESAC Cartridge 36"	CART-36/900	77902	5.1
	ESAC Cartridge 42"	CART-42/1050	77903	5.9
	ESAC Cartridge 48"	CART-48/1200	77904	6.7
	ESAC Cartridge 54"	CART-54/1350	77905	7.4
	ESAC Cartridge 60"	CART-60/1500	77906	8.4
	ESAC Cartridge 72"	CART-72/1800	77907	10.0
	ESAC Cartridge 60" (Dual)	CART2-60/1500	77908	8.6
	ESAC Cartridge 72" (Dual)	CART2-72/1800	77909	10.2
	ESAC Cartridge 84" (Dual)	CART2-84/2100	77910	11.7
	ESAC Cartridge 96" (Dual)	CART2-96/2400	77911	13.3
	ESAC Cartridge 120" (Dual)	CART2-120/3000	77912	16.8
2a	ESAC Cartridge P-Type Adapter Plate 24"	PCAP-24/600	77913	4.7
	ESAC Cartridge P-Type Adapter Plate 30"§	PCAP-30/750	77914	6.1
	ESAC Cartridge P-Type Adapter Plate 36"§	PCAP-36/900	77915	7.2
	ESAC Cartridge P-Type Adapter Plate 42"§	PCAP-42/1050	77916	8.6
	ESAC Cartridge P-Type Adapter Plate 48"§	PCAP-48/1200	77917	9.8
	ESAC Cartridge P-Type Adapter Plate 54"	PCAP-54/1350	77918	11.1
	ESAC Cartridge P-Type Adapter Plate 60"§	PCAP-60/1500	77919	12.3
	ESAC Cartridge P-Type Adapter Plate 72"	PCAP-72/1800	77920	14.8

REF	DESCRIPTION	ORDERING NUMBER	ITEM CODE	WT. LBS.
3	C-Tip*	ICT6	74535	0.7
3a	P V-Tip* (for vulcanized belts only)	PSA150	73156	1.0
4	P2 C-Tip Cushion*	PHA	73626	2.0
5	Adjusting Bracket Kit* (1 ea.)	PAB	75513	1.5
6	HD Pole Clamp Kit Left* (1 ea.) (incl. item 8)	CCKHDL	79225	8.7
7	HD Pole Clamp Kit Right* (1 ea.) (incl. item 8)	CCKHDR	79229	8.7
8	HD Cradle Clamp Top Strap (1 ea.) for use with L or R HD Pole Clamp Kit	CCKHDT	79233	1.7
9	Mounting Bracket Kit (1 Right and 1 Left)	EZS2MBK	75666	13.0
-	HD Cradle Clamp Mounting Kit* (incl. 2 items 5; 1 ea. items 6, 7 & 9)	CCMKHD	78920	36.7
10	ESAC Removal Knuckle	SACRKN	77882	3.2
11	ESAC Removal Handle	SACRH	77883	3.0
12	ESAC Handle Lock Plate	SACRHL	77884	1.7
13	Knuckle Retainer Pin	SACKRP	77885	0.2
14	SAC Hitch Pin	SACHP2	77768	0.9
-	ESAC Removal Kit (includes 1 ea. items 10-14)	SACRKT	77886	9.0
15	ESAC Cartridge Tip Alignment Tool (Dual)	SAC2-TIP-TL	77866	2.5

\*Hardware Included


§ If using a dual cartridge, please take the cleaner size and divide by two. That dimension is the size of the brackets needed for conversion to a P-Type cleaner.

# Product Ordering Information

## R-Type® ESAC Secondary Cleaner with Enhanced Service Advantage Cartridge

### R-Type ESAC Secondary with C-Tips

CLEANER COMPLETE				
BELT WIDTH		ORDERING NUMBER	ITEM CODE	WT. LBS.
in.	mm			
24	600	RC24-ESAC	77968	133.7
30	750	RC30-ESAC	77969	146.0
36	900	RC36-ESAC	77970	158.4
42	1050	RC42-ESAC	77971	170.7
48	1200	RC48-ESAC	77972	183.0
54	1350	RC54-ESAC	77973	195.3
60	1500	RC60-ESAC	77974	207.8
72	1800	RC72-ESAC	77975	232.4
60	1500	RC60-2ESAC	77976	237.0
72	1800	RC72-2ESAC	77977	259.4
84	2100	RC84-2ESAC	77978	281.8
96	2400	RC96-2ESAC	77979	304.2
120	3000	RC120-2ESAC	77980	354.0



R-Type ESAC Single Cartridge



R-Type 2ESAC Dual Cartridge

### R-Type ESAC Secondary with V-Tips\*

CLEANER COMPLETE				
BELT WIDTH		ORDERING NUMBER	ITEM CODE	WT. LBS.
in.	mm			
24	600	RV24-ESAC	77994	133.7
30	750	RV30-ESAC	77995	146.0
36	900	RV36-ESAC	77996	158.4
42	1050	RV42-ESAC	77997	170.7
48	1200	RV48-ESAC	77998	183.0
54	1350	RV54-ESAC	77999	195.3
60	1500	RV60-ESAC	78000	207.8
72	1800	RV72-ESAC	78001	232.4
60	1500	RV60-2ESAC	78002	237.0
72	1800	RV72-2ESAC	78003	259.4
84	2100	RV84-2ESAC	78004	281.8
96	2400	RV96-2ESAC	78005	304.2
120	3000	RV120-2ESAC	78006	354.0

ORDERING NUMBER	ITEM CODE	WT. LBS.
ICT6	74535	0.7
RSA150	73628	1.3

### Tips Required Per Cleaner Size

in.	24	30	36	42	48	54	60	72	84	96	120
mm	600	750	900	1050	1200	1350	1500	1800	2100	2400	3000
<b>C-Tips or V-Tips Required</b>	4	5	6	7	8	9	10	12	14	16	20

\*NOTE: V-Tips can be used ONLY on vulcanized belts.

### Product Notes:

- Patent-pending Enhanced Service Advantage Cartridge™ allows for easy removal in even the dirtiest conditions.
- Pole Length: Belt width plus 54" (1350mm) (single cartridge cleaners); Belt width plus 60" (1500mm) (dual cartridge cleaners).
- Two-way cushions allow cleaning in both directions.
- C-Tips are for mechanically fastened or vulcanized belts. V-Tips are for vulcanized belts only.
- Tensioner mounting brackets included for fast and easy installation.
- Cartridge Removal Kit included for easy removal of the cartridge.

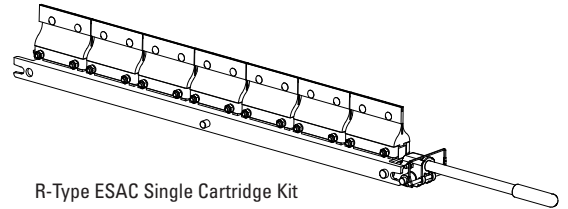
U.S. Patent No. 7,987,966; Patent Pending

# Product Ordering Information

**R-Type® ESAC**  
**Secondary Cleaner**  
 Replacement Cartridge Kits

## R-Type ESAC Cartridge Kits with C-Tips

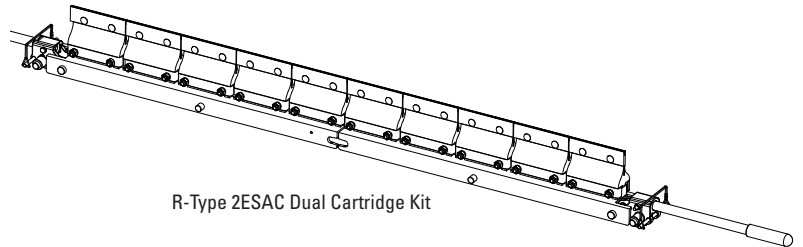
BELT WIDTH		ORDERING NUMBER	ITEM CODE	WT. LBS.
in.	mm			
24	600	R-CARK-C24/600	78098	27.1
30	750	R-CARK-C30/750	78099	32.3
36	900	R-CARK-C36/900	78100	36.4
42	1050	R-CARK-C42/1050	78101	42.6
48	1200	R-CARK-C48/1200	78102	47.7
54	1350	R-CARK-C54/1350	78103	52.9
60	1500	R-CARK-C60/1500	78104	58.2
72	1800	R-CARK-C72/1800	78105	68.5
60	1500	R-CARK2-C60/1500	78114	69.6
72	1800	R-CARK2-C72/1800	78115	74.8
84	2100	R-CARK2-C84/2100	78116	85.2
96	2400	R-CARK2-C96/2400	78117	95.5
120	3000	R-CARK2-C120/3000	78118	116.5



R-Type ESAC Single Cartridge Kit

## R-Type ESAC Cartridge Kits with V-Tips\*

BELT WIDTH		ORDERING NUMBER	ITEM CODE	WT. LBS.
in.	mm			
24	600	R-CARK-V24/600	78106	27.1
30	750	R-CARK-V30/750	78107	32.3
36	900	R-CARK-V36/900	78108	36.4
42	1050	R-CARK-V42/1050	78109	42.6
48	1200	R-CARK-V48/1200	78110	47.7
54	1350	R-CARK-V54/1350	78111	52.9
60	1500	R-CARK-V60/1500	78112	58.2
72	1800	R-CARK-V72/1800	78113	68.5
60	1500	R-CARK2-V60/1500	78119	69.6
72	1800	R-CARK2-V72/1800	78120	74.8
84	2100	R-CARK2-V84/2100	78121	85.2
96	2400	R-CARK2-V96/2400	78122	95.5
120	3000	R-CARK2-V120/3000	78123	116.5



R-Type 2ESAC Dual Cartridge Kit

\*NOTE: V-Tips can be used ONLY on vulcanized belts.

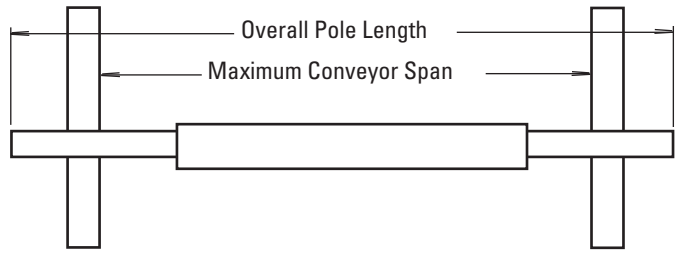
U.S. Patent No. 7,987,966; Patent Pending

# Specifications & Guidelines

## R-Type® ESAC Secondary Cleaner with Enhanced Service Advantage Cartridge

### Pole Length Specifications\*

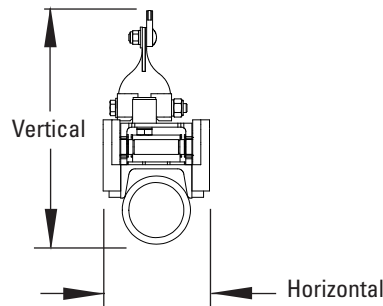
VERSION	CLEANER SIZE		BLADE WIDTH		POLE LENGTH		MAXIMUM CONVEYOR SPAN	
	in.	mm	in.	mm	in.	mm	in.	mm
Single	24	600	24	600	78	1950	66	1650
	30	750	30	750	84	2100	72	1800
	36	900	36	900	90	2250	78	1950
	42	1050	42	1050	96	2400	84	2100
	48	1200	48	1200	102	2550	90	2250
	54	1350	54	1350	108	2700	96	2400
	60	1500	60	1500	114	2850	102	2550
	72	1800	72	1800	126	3150	114	2850
Dual	60	1500	60	1500	120	3000	108	2700
	72	1800	72	1800	132	3300	120	3000
	84	2100	84	2100	144	3600	132	3300
	96	2400	96	2400	156	3900	144	3600
	120	3000	120	3000	180	4500	168	4200



\*For special extra long pole length requirements a Pole Extender Kit (#76024) is available that provides 30" (750mm) of extended pole length. (page 131). Pole Diameter - 2-7/8" (73mm)

### Clearance Guidelines for Installation

VERSION	HORIZONTAL CLEARANCE REQUIRED		VERTICAL CLEARANCE REQUIRED	
	in.	mm	in.	mm
Single	4-1/2	114	10	254
Dual	4-1/2	114	11-3/4	298



### Aluminum Content

ALUMINUM ALLOY TYPE	PERCENT	
	Mg Magnesium	Ti Titanium
6061	1.0%	0.0%

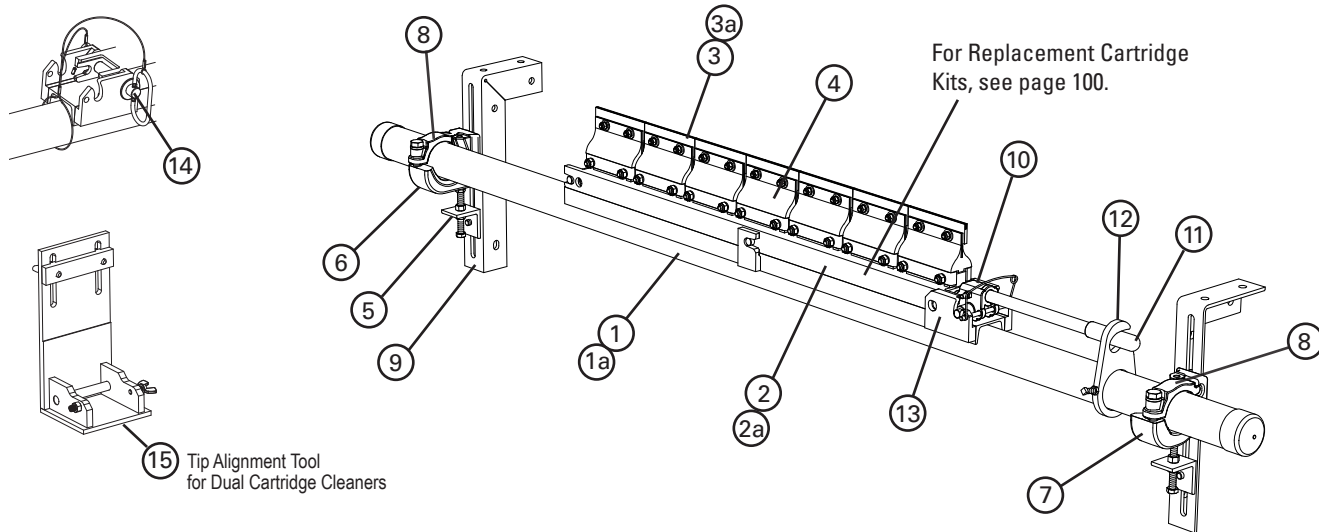
### Specifications:

- Maximum Belt Speed ..... 1000 FPM (5m/s)
- Temperature Rating ..... -30°F to 180°F (-35°C to 82°C)
- Usable Blade Wear Length ..... 3/8" (9mm)
- Blade Materials..... C-Tip: Impact Resistant Tungsten Carbide (works with mechanical fasteners)  
V-Tip: Long Life Tungsten Carbide (for vulcanized belts only)
- Available for Belt Widths..... 24" to 120" (600 to 3000mm). Other sizes available upon request.
- CEMA Cleaner Rating..... Class 4

U.S. Patent No. 7,987,966; Patent Pending

# Replacement Parts List

## R-Type® ESAC Secondary Cleaner with Enhanced Service Advantage Cartridge



### Replacement Parts

REF	DESCRIPTION	ORDERING NUMBER	ITEM CODE	WT. LBS.
1	ESAC Cartridge Pole 24"	SACPL-24/600	77887	65.4
	ESAC Cartridge Pole 30"	SACPL-30/750	77888	71.2
	ESAC Cartridge Pole 36"	SACPL-36/900	77889	77.1
	ESAC Cartridge Pole 42"	SACPL-42/1050	77890	82.9
	ESAC Cartridge Pole 48"	SACPL-48/1200	77891	88.8
	ESAC Cartridge Pole 54"	SACPL-54/1350	77892	94.6
	ESAC Cartridge Pole 60"	SACPL-60/1500	77893	100.5
	ESAC Cartridge Pole 72"	SACPL-72/1800	77894	112.2
	ESAC Cartridge Center Pole 60" (Dual)	SACPL2-60/1500	77895	77.3
	ESAC Cartridge Center Pole 72" (Dual)	SACPL2-72/1800	77896	89.5
	ESAC Cartridge Center Pole 84" (Dual)	SACPL2-84/2100	77897	101.8
	ESAC Cartridge Center Pole 96" (Dual)	SACPL2-96/2400	77898	114.1
	ESAC Cartridge Center Pole 120" (Dual)	SACPL2-120/3000	77899	142.3
1a	Extender Pole (for use with Dual Cartridge Center Pole)	MHP-EP	76392	54.0
2	ESAC Cartridge 24"	CART-24/600	77900	3.5
	ESAC Cartridge 30"	CART-30/750	77901	4.3
	ESAC Cartridge 36"	CART-36/900	77902	5.1
	ESAC Cartridge 42"	CART-42/1050	77903	5.9
	ESAC Cartridge 48"	CART-48/1200	77904	6.7
	ESAC Cartridge 54"	CART-54/1350	77905	7.4
	ESAC Cartridge 60"	CART-60/1500	77906	8.4
	ESAC Cartridge 72"	CART-72/1800	77907	10.0
	ESAC Cartridge 60" (Dual)	CART2-60/1500	77908	8.6
	ESAC Cartridge 72" (Dual)	CART2-72/1800	77909	10.2
	ESAC Cartridge 84" (Dual)	CART2-84/2100	77910	11.7
	ESAC Cartridge 96" (Dual)	CART2-96/2400	77911	13.3
ESAC Cartridge 120" (Dual)	CART2-120/3000	77912	16.8	
2a	ESAC Cartridge P-Type Adapter Plate 24"	RCAP-24/600	77921	6.3
	ESAC Cartridge P-Type Adapter Plate 30"§	RCAP-30/750	77922	7.9
	ESAC Cartridge P-Type Adapter Plate 36"§	RCAP-36/900	77923	9.4
	ESAC Cartridge P-Type Adapter Plate 42"§	RCAP-42/1050	77924	11.1
	ESAC Cartridge P-Type Adapter Plate 48"§	RCAP-48/1200	77925	12.6
	ESAC Cartridge P-Type Adapter Plate 54"	RCAP-54/1350	77926	14.2
	ESAC Cartridge P-Type Adapter Plate 60"§	RCAP-60/1500	77927	15.8
ESAC Cartridge P-Type Adapter Plate 72"	RCAP-72/1800	77928	19.0	

§ If using a dual cartridge, please take the cleaner size and divide by two. That dimension is the size of the brackets needed for conversion to a P-Type cleaner.

REF	DESCRIPTION	ORDERING NUMBER	ITEM CODE	WT. LBS.
3	C-Tip*	ICT6	74535	0.7
3a	R V-Tip* (for vulcanized belts only)	RSA150	73628	1.3
4	R2 C-Tip Cushion*	RSA	76249	2.0
5	Adjusting Bracket Kit* (1 ea.)	PAB	75513	1.5
6	HD Pole Clamp Kit Left* (1 ea.) (incl. item 8)	CCKHDL	79225	8.7
7	HD Pole Clamp Kit Right* (1 ea.) (incl. item 8)	CCKHDR	79229	8.7
8	HD Cradle Clamp Top Strap (1 ea.) for use with L or R HD Pole Clamp Kit	CCKHDS	79233	1.7
9	Mounting Bracket Kit (1 Right and 1 Left)	EZS2MBK	75666	13.0
-	HD Cradle Clamp Mounting Kit* (incl. 2 ea. items 5; 1 ea. items 6, 7 & 9)	CCMKHD	78920	36.7
10	ESAC Removal Knuckle	SACRKN	77882	3.2
11	ESAC Removal Handle	SACRH	77883	3.0
12	ESAC Handle Lock Plate	SACRHL	77884	1.7
13	Knuckle Retainer Pin	SACKRP	77885	0.2
14	SAC Hitch Pin	SACHP2	77768	0.9
-	ESAC Removal Kit (includes 1 ea. items 10, 11, 12, 13 & 14)	SACRKT	77886	9.0
15	ESAC Cartridge Tip Alignment Tool (Dual)	SAC2-TIP-TL	77866	2.5

\*Hardware Included

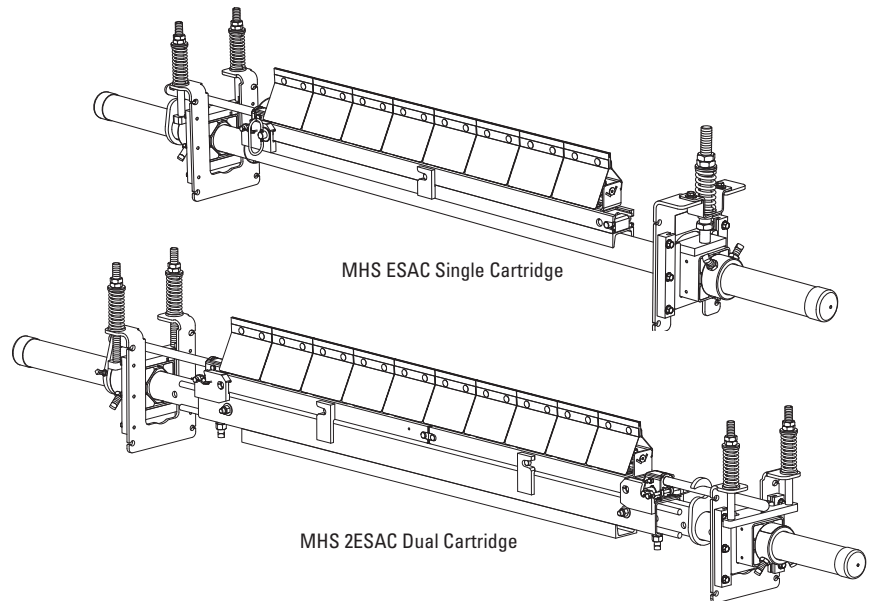


# Product Ordering Information

## MHS ESAC HD Secondary Cleaner with Enhanced Service Advantage Cartridge

### MHS ESAC Secondary with C-Tips

BELT WIDTH		ORDERING NUMBER	ITEM CODE	WT. LBS.
in.	mm			
24	600	MHS-24-ESAC	77840	195.0
30	750	MHS-30-ESAC	77841	206.5
36	900	MHS-36-ESAC	77842	218.5
42	1050	MHS-42-ESAC	77843	230.1
48	1200	MHS-48-ESAC	77844	241.6
54	1350	MHS-54-ESAC	77845	253.2
60	1500	MHS-60-ESAC	77846	264.9
72	1800	MHS-72-ESAC	77847	288.4
60	1500	MHS-60-2ESAC	77848	309.1
72	1800	MHS-72-2ESAC	77849	332.9
84	2100	MHS-84-2ESAC	77850	356.6
96	2400	MHS-96-2ESAC	77851	381.1
120	3000	MHS-120-2ESAC	77852	432.5



### MHS ESAC Secondary with V-Tips

BELT WIDTH		ORDERING NUMBER	ITEM CODE	WT. LBS.
in.	mm			
24	600	MHS-24V-ESAC	77853	195.0
30	750	MHS-30V-ESAC	77854	206.5
36	900	MHS-36V-ESAC	77855	218.5
42	1050	MHS-42V-ESAC	77856	230.1
48	1200	MHS-48V-ESAC	77857	241.6
54	1350	MHS-54V-ESAC	77858	253.2
60	1500	MHS-60V-ESAC	77859	264.9
72	1800	MHS-72V-ESAC	77860	288.4
60	1500	MHS-60V-2ESAC	77861	309.1
72	1800	MHS-72V-2ESAC	77862	332.9
84	2100	MHS-84V-2ESAC	77863	356.6
96	2400	MHS-96V-2ESAC	77864	381.1
120	3000	MHS-120V-2ESAC	77865	432.5

#### Replacement Tips

ORDERING NUMBER	ITEM CODE	WT. LBS.
ICT6	74535	0.7
RSA150	73628	1.3

#### Replacement Shields

ORDERING NUMBER	ITEM CODE	WT. LBS.
PFS-ESAC	79073	.5
PFRS	76622	.4

#### Tips Required per Cleaner Size

in.	24	30	36	42	48	54	60	72	84	96	120
mm	600	750	900	1050	1200	1350	1500	1800	2100	2400	3000
<b>C-Tips or V-Tips Required</b>	4	5	6	7	8	9	10	12	14	16	20

\*NOTE: V-Tips can be used ONLY on vulcanized belts.

### Product Notes:

- Patent-pending Enhanced Service Advantage Cartridge™ allows for easy removal in even the dirtiest conditions.
- Heavy-duty design to deliver maximum cleaning efficiency on the most demanding, abusive beltlines.
- Pole Length: Belt width plus 54" (1350mm) (single cartridge cleaners); Belt width plus 60" (1500mm) (dual cartridge cleaners).
- Patented PowerFlex™ cushion design to maintain continuous blade-to-belt contact and quick relief from passing mechanical splices.
- C-Tips are for mechanically fastened or vulcanized belts. V-Tips are for vulcanized belts only.
- Visual Blade Tension Check: Measure the tension spring and refer to Spring Length Chart on mounting base for the correct length for best cleaning performance.
- Tensioner mounting brackets included for fast and easy installation.
- Cartridge Removal Kit included for easy removal of the cartridge.

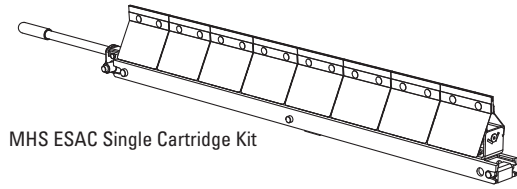
U.S. Patent No. 7,987,966; Patent Pending

# Product Ordering Information

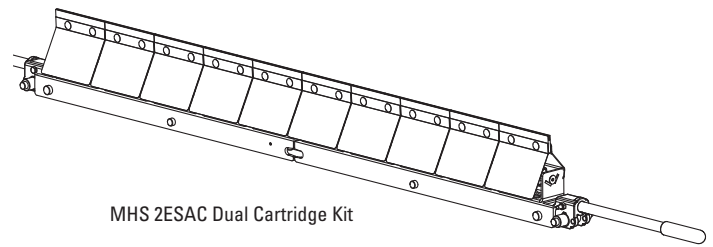
## MHS ESAC HD Secondary Cleaner Replacement Cartridge Kits

### MHS ESAC Cartridge Kits with C-Tips

BELT WIDTH		ORDERING NUMBER	ITEM CODE	WT. LBS.
in.	mm			
24	600	MHS-CARK-C24/600	77929	29.4
30	750	MHS-CARK-C30/750	77930	35.1
36	900	MHS-CARK-C36/900	77931	40.8
42	1050	MHS-CARK-C42/1050	77932	46.5
48	1200	MHS-CARK-C48/1200	77933	52.3
54	1350	MHS-CARK-C54/1350	77934	58.0
60	1500	MHS-CARK-C60/1500	77935	63.8
72	1800	MHS-CARK-C72/1800	77936	75.3
60	1500	MHS-CARK2-C60/1500	77945	70.2
72	1800	MHS-CARK2-C72/1800	77946	81.6
84	2100	MHS-CARK2-C84/2100	77947	93.1
96	2400	MHS-CARK2-C96/2400	77948	104.5
120	3000	MHS-CARK2-C120/3000	77949	127.7



MHS ESAC Single Cartridge Kit



MHS 2ESAC Dual Cartridge Kit

### MHS ESAC Cartridge Kits with V-Tips

BELT WIDTH		ORDERING NUMBER	ITEM CODE	WT. LBS.
in.	mm			
24	600	MHS-CARK-V24/600	77937	29.4
30	750	MHS-CARK-V30/750	77938	35.1
36	900	MHS-CARK-V36/900	77939	40.8
42	1050	MHS-CARK-V42/1050	77940	46.5
48	1200	MHS-CARK-V48/1200	77941	52.3
54	1350	MHS-CARK-V54/1350	77942	58.0
60	1500	MHS-CARK-V60/1500	77943	63.8
72	1800	MHS-CARK-V72/1800	77944	75.3
60	1500	MHS-CARK2-V60/1500	77950	70.2
72	1800	MHS-CARK2-V72/1800	77951	81.6
84	2100	MHS-CARK2-V84/2100	77952	93.1
96	2400	MHS-CARK2-V96/2400	77953	104.5
120	3000	MHS-CARK2-V120/3000	77954	127.7

\*NOTE: V-Tips can be used ONLY on vulcanized belts.

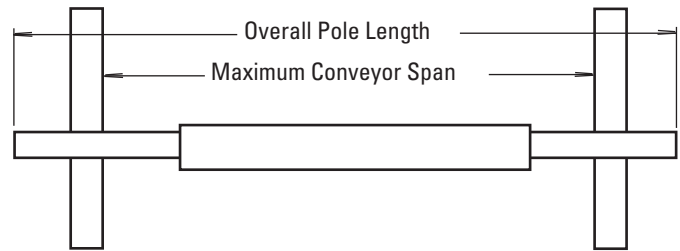
U.S. Patent No. 7,987,966; Patent Pending

# Specifications & Guidelines

## MHS ESAC HD Secondary Cleaner with Enhanced Service Advantage Cartridge

### Pole Length Specifications\*

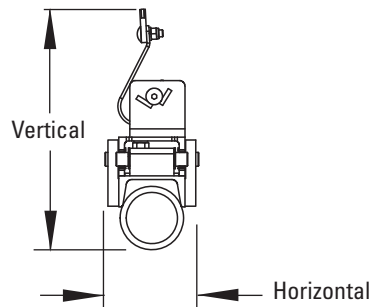
VERSION	CLEANER SIZE		BLADE WIDTH		POLE LENGTH		MAXIMUM CONVEYOR SPAN	
	in.	mm	in.	mm	in.	mm	in.	mm
Single	24	600	24	600	78	1950	66	1650
	30	750	30	750	84	2100	72	1800
	36	900	36	900	90	2250	78	1950
	42	1050	42	1050	96	2400	84	2100
	48	1200	48	1200	102	2550	90	2250
	54	1350	54	1350	108	2700	96	2400
	60	1500	60	1500	114	2850	102	2550
	72	1800	72	1800	126	3150	114	2850
Dual	60	1500	60	1500	120	3000	108	2700
	72	1800	72	1800	132	3300	120	3000
	84	2100	84	2100	144	3600	132	3300
	96	2400	96	2400	156	3900	144	3600
	120	3000	120	3000	180	4500	168	4200



\*For special extra long pole length requirements, a Pole Extender Kit (#76024) is available that provides 30" (750mm) of extended pole length. (page 131). Pole Diameter - 2-7/8" (73mm)

### Clearance Guidelines for Installation

VERSION	HORIZONTAL CLEARANCE REQUIRED		VERTICAL CLEARANCE REQUIRED	
	in.	mm	in.	mm
Single	4-1/2	114	11	279
Dual	4-1/2	114	12-1/2	318



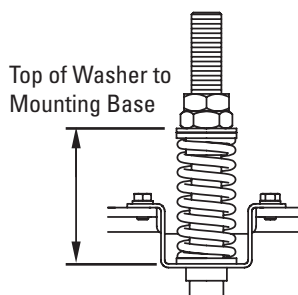
### Aluminum Content

ALUMINUM ALLOY TYPE	PERCENT	
	Mg Magnesium	Ti Titanium
6061	1.0%	0.0%

### Spring Length Chart for SST Spring Tensioner

BLADE WIDTH	WHITE SPRING	SILVER SPRING	BLACK SPRING
24"	3 1/8"	3 7/8"	N/A
30"	2 7/8"	3 3/4"	N/A
36"	N/A	3 3/4"	3 7/8"
42"	N/A	3 5/8"	3 3/4"
48"	N/A	3 1/2"	3 5/8"
54"	N/A	3 3/8"	3 5/8"
60"	N/A	3 1/4"	3 1/2"
72"	N/A	N/A	3 3/8"

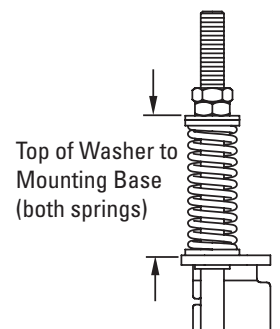
Shading indicates preferred spring option



### Spring Length Chart for CST Spring Tensioner

BLADE WIDTH	WHITE SPRING	SILVER SPRING	BLACK SPRING	GOLD SPRING
24"	3 1/8"	3 7/8"	N/A	N/A
30"	2 7/8"	3 3/4"	N/A	N/A
36"	N/A	3 3/4"	3 7/8"	N/A
42"	N/A	3 5/8"	3 3/4"	N/A
48"	N/A	3 1/2"	3 5/8"	N/A
54"	N/A	3 3/8"	3 5/8"	N/A
60"	N/A	3 1/4"	3 1/2"	4"
72"	N/A	N/A	3 3/8"	4"
84"	N/A	N/A	3 1/8"	3 7/8"
96"	N/A	N/A	N/A	3 7/8"
120"	N/A	N/A	N/A	3 5/8"

Shading indicates preferred spring option



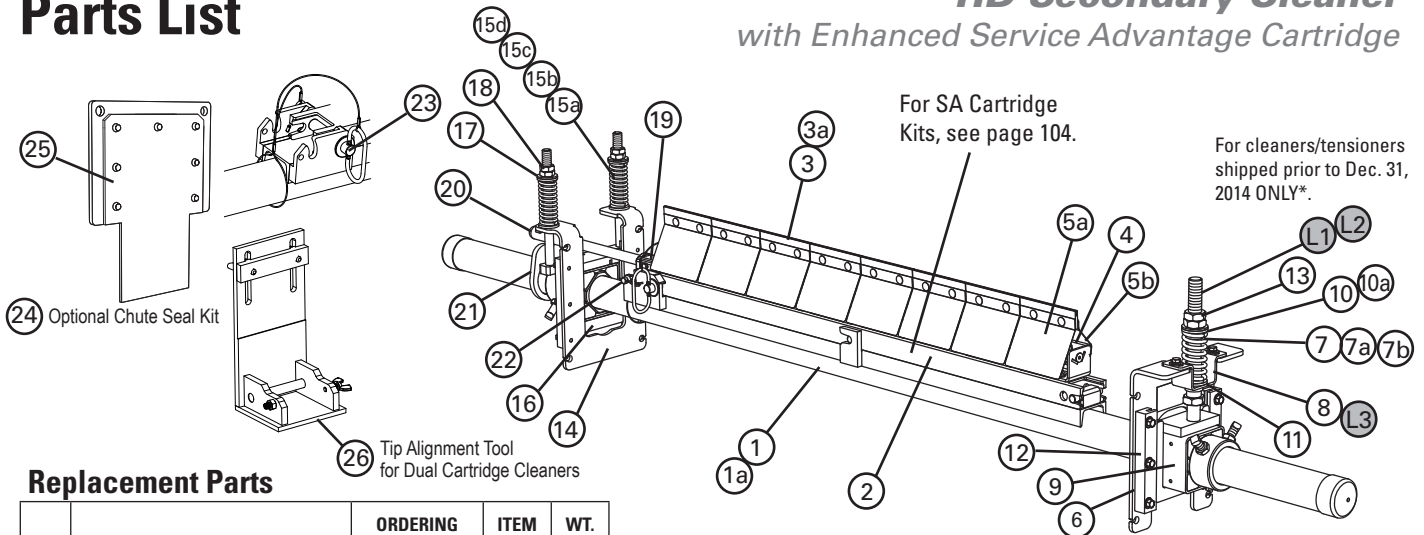
### Specifications:

- Maximum Belt Speed ..... 1200 FPM (6m/s)
- Temperature Rating ..... -30°F to 180°F (-35°C to 82°C)
- Usable Blade Wear Length ..... 3/8" (9mm)
- Blade Materials ..... C-Tip: Impact Resistant Tungsten Carbide (works with mechanical fasteners)  
V-Tip: Long Life Tungsten Carbide (for vulcanized belts only)
- Available for Belt Widths ..... 24" to 120" (600 to 3000 mm). Other sizes available upon request.
- CEMA Cleaner Rating ..... Class 5

U.S. Patent No. 7,987,966; Patent Pending

# Replacement Parts List

# MHS ESAC HD Secondary Cleaner with Enhanced Service Advantage Cartridge



## Replacement Parts

REF	DESCRIPTION	ORDERING NUMBER	ITEM CODE	WT. LBS.
1	ESAC Cartridge Pole 24"	SACPL-24/600	77887	65.4
	ESAC Cartridge Pole 30"	SACPL-30/750	77888	71.2
	ESAC Cartridge Pole 36"	SACPL-36/900	77889	77.1
	ESAC Cartridge Pole 42"	SACPL-42/1050	77890	82.9
	ESAC Cartridge Pole 48"	SACPL-48/1200	77891	88.8
	ESAC Cartridge Pole 54"	SACPL-54/1350	77892	94.6
	ESAC Cartridge Pole 60"	SACPL-60/1500	77893	100.5
	ESAC Cartridge Pole 72"	SACPL-72/1800	77894	112.2
	ESAC Cartridge Center Pole 60" (Dual)	SACPL2-60/1500	77895	77.3
	ESAC Cartridge Center Pole 72" (Dual)	SACPL2-72/1800	77896	89.5
	ESAC Cartridge Center Pole 84" (Dual)	SACPL2-84/2100	77897	101.8
	ESAC Cartridge Center Pole 96" (Dual)	SACPL2-96/2400	77898	114.1
	ESAC Cartridge Center Pole 120" (Dual)	SACPL2-120/3000	77899	142.3
1a	Extender Pole (for use with Dual Cartridge Center Pole)	MHP-EP	76392	54.0
2	ESAC Cartridge 24"	CART-24/600	77900	3.5
	ESAC Cartridge 30"	CART-30/750	77901	4.3
	ESAC Cartridge 36"	CART-36/900	77902	5.1
	ESAC Cartridge 42"	CART-42/1050	77903	5.9
	ESAC Cartridge 48"	CART-48/1200	77904	6.7
	ESAC Cartridge 54"	CART-54/1350	77905	7.4
	ESAC Cartridge 60"	CART-60/1500	77906	8.4
	ESAC Cartridge 72"	CART-72/1800	77907	10.0
	ESAC Cartridge 60" (Dual)	CART2-60/1500	77908	8.6
	ESAC Cartridge 72" (Dual)	CART2-72/1800	77909	10.2
	ESAC Cartridge 84" (Dual)	CART2-84/2100	77910	11.7
	ESAC Cartridge 96" (Dual)	CART2-96/2400	77911	13.3
	ESAC Cartridge 120" (Dual)	CART2-120/3000	77912	16.8
3	C-Tip*	ICT6	74535	0.7
3a	V-Tip* (for vulcanized belts only)	RSA150	73628	1.3
4	PowerFlex™ Cushion*	PFC	75927	4.2
5a	PowerFlex Front Shield	PFS-ESAC	79073	.5
5b	PowerFlex Reversing Shield	PFRS	76622	.4
6	SST HD Mounting Base Kit* (incl. 1 mounting base, 2 slide guides, top hat bracket, & bottom bushing)	SSTHDMK	77870	10.2
7	SST Spring - White (1 ea.) for belts 18"-30" (450-750 mm)	STS-W	75846	0.5
7a	SST Spring - Silver (1 ea.) for belts 36"-48" (900-1200 mm)	STS-S	75843	0.8
7b	SST Spring - Black (1 ea.) for belts 54"-84" (1350-2100 mm)	STS-B	75844	1.0
8	SST Hat Bracket (pair)	SSTHB	79582	3.5
9	HD Torsion Pole Mount* (1 ea.) (includes adjusting rod, 3 nuts & sleeve) (See 9 & 9a for bushings)	SSTHDPM	77868	15.0
10	SST Bushing Kit - White/Silver	SSTBK-W	76636	0.1
10a	SST Bushing Kit - Black/Gold	SSTBK-B	76637	0.1
11	SST Lower Bushing Kit (pair)	SSTLBK	79493	0.1
12	SST Slide Guide Kit	STGK2	77867	1.1
13	Jam Nut Kit SST Tensioner	JNK-C	79893	0.3
-	SST HD Cartridge Tensioner - White (includes 1 ea. item 6, 7, 9, 10) for belts 18"-30" (450-750 mm)	SST1HD-W	77876	30.3
-	SST HD Cartridge Tensioner - Silver (includes 1 ea. item 6, 7a, 9, 10) for belts 36"-48" (900-1200 mm)	SST1HD-S	77877	30.7
-	SST HD Cartridge Tensioner - Black (includes 1 ea. item 6, 7b, 9, 10a) for belts 54"-84" (1350-2100 mm)	SST1HD-B	77878	31.0

REF	DESCRIPTION	ORDERING NUMBER	ITEM CODE	WT. LBS.
14	CST HD Mounting Base Kit* (incl. 1 mounting base, 2 slide guides, top hat bracket, & bottom bushing)	CSTHDMK	77871	8.5
15a	CST Spring - White (1 ea.) for belts 18"-30" (450-750 mm)	CTS-W	77742	0.5
15b	CST Spring - Silver (1 ea.) for belts 36"-48" (900-1200 mm)	CTS-S	77743	0.5
15c	CST Spring - Black (1 ea.) for belts 54"-84" (1350-2100 mm)	CTS-B	77744	0.6
15d	CST Spring - Gold (1 ea.) for belts 96"-120" (2400-3000 mm)	CTS-G	77745	0.8
16	CST HD Torsion Pole Mount* (1 ea.) (incl. 2 adjusting rods, 4 nuts)	CSTHDPM	77869	16.4
17	CST Bushing Kit (includes 4 bushings)	CSTBK	77037	0.1
18	Jam Nut Kit CST Tensioner	JNK-E	79895	0.3
-	CST HD Cartridge Tensioner - White (incl. 1 ea. item 14, 16, 17 and 2 ea. item 15a) for belts 18"-30" (450-750 mm)	CST1HD-W	77872	30.1
-	CST HD Cartridge Tensioner - Silver (incl. 1 ea. item 14, 16, 17 and 2 ea. item 15b) for belts 36"-48" (900-1200 mm)	CST1HD-S	77873	30.1
-	CST HD Cartridge Tensioner - Black (includes 1 ea. item 14, 16, 17 and 2 ea. item 15c) for belts 54"-84" (1350-2100 mm)	CST1HD-B	77874	30.1
-	CST HD Cartridge Tensioner - Gold (includes 1 ea. item 14, 16, 17 and 2 ea. item 15d) for belts 96"-120" (2400-3000 mm)	CST1HD-G	77875	30.7
19	ESAC Removal Knuckle	SACRKN	77882	3.2
20	ESAC Removal Handle	SACRH	77883	3.0
21	ESAC Handle Lock Plate	SACRHL	77884	1.7
22	Knuckle Retainer Pin	SACRKP	77885	0.2
23	SAC Hitch Pin	SACHP2	77768	0.9
-	ESAC Removal Kit (includes 1 ea. item 19, 20, 21, 22, 23)	SACRKT	77886	9.0
24	ESAC Chute Seal Kit	SACSK	77052	3.9
25	ESAC Chute Seal Replacement Cover	SACSRC	77065	0.5
26	ESAC Cartridge Tip Alignment Tool (Dual)	SAC2-TIP-TL	77866	2.5

\*Hardware Included

## Legacy Replacement Parts for Tensioners shipped prior to Dec. 31, 2014\*

L1	SST Adj Rod Kit* (incl. 1 rod, 2 nuts, 2 bushings, 1 washer) for belts 18"-60" (450-1500 mm)	STAK	75847	2.9
L2	SST HD Adj Rod Kit* (incl. 1 rod, 2 nuts, 2 HD bushings, 1 washer) for belts 72"-84" (1800-2100 mm)	STAKHD	75892	3.0
L3	Legacy SST Hat Channel Kit	SSTHK	79070	1.5

\*Hardware Included

\*Verify if legacy parts are needed by looking at threaded rod. If it has standard threads, use legacy parts. If it has flat/acme threads, choose from regular replacement parts.

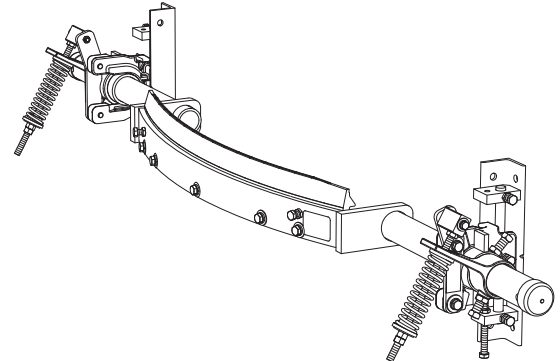


# Product Ordering Information

## U-Type® Secondary Cleaner with USTensioner (Mild Steel)

### U-Type® with V-Blade (Tungsten Carbide)\*

CLEANER COMPLETE					REPLACEMENT V-BLADE		
BELT WIDTH		ORDERING NUMBER	ITEM CODE	WT. LBS.	ORDERING NUMBER	ITEM CODE	WT. LBS.
in.	mm						
18	450	UTV18	76700	100.0	URVB18/450	76736	5.0
24	600	UTV24	76701	106.7	URVB24/600	76737	6.7
30	750	UTV30	76702	114.4	URVB30/750	76738	8.4
36	900	UTV36	76703	120.1	URVB36/900	76739	10.1
42	1050	UTV42	76704	126.7	URVB42/1050	76740	11.7
48	1200	UTV48	76705	134.5	URVB48/1200	76741	13.5
54	1350	UTV54	76706	141.0	URVB54/1350	76742	15.0
60	1500	UTV60	76707	148.8	URVB60/1500	76743	16.8
72	1800	UTV72	76708	225.2	URVB72/1800	76744	20.2
84	2100	UTV84	76709	241.5	URVB84/2100	76745	23.5



\*NOTE: V-Blades (Tungsten Carbide) can be used on vulcanized belts and mechanically spliced belts ONLY IF the splice is skived (recessed into the belt's cover) (on solid plate splices the bolts must be ground).  
CAUTION: The V-Blade CANNOT be used on belts with mechanical rip repair fasteners. Use the F-Blade.

### U-Type® with C-Blade (Impact-Resistant Tungsten Carbide)\*

CLEANER COMPLETE					REPLACEMENT C-BLADE		
BELT WIDTH		ORDERING NUMBER	ITEM CODE	WT. LBS.	ORDERING NUMBER	ITEM CODE	WT. LBS.
in.	mm						
18	450	UTC18	76712	100.0	URCB18/450	76748	5.0
24	600	UTC24	76713	106.7	URCB24/600	76749	6.7
30	750	UTC30	76714	114.4	URCB30/750	76750	8.4
36	900	UTC36	76715	120.1	URCB36/900	76751	10.1
42	1050	UTC42	76716	126.7	URCB42/1050	76752	11.7
48	1200	UTC48	76717	134.5	URCB48/1200	76753	13.5
54	1350	UTC54	76718	141.0	URCB54/1350	76754	15.0
60	1500	UTC60	76719	148.8	URCB60/1500	76755	16.8
72	1800	UTC72	76720	225.2	URCB72/1800	76756	20.2
84	2100	UTC84	76721	241.5	URCB84/2100	76757	23.5

\*NOTE: C-Blades can be used on Flexco® Solid Plate, mechanically fastened and vulcanized belts.

### U-Type® with F-Blade (Polyurethane)\*

CLEANER COMPLETE					REPLACEMENT F-BLADE		
BELT WIDTH		ORDERING NUMBER	ITEM CODE	WT. LBS.	ORDERING NUMBER	ITEM CODE	WT. LBS.
in.	mm						
18	450	UTF18	76724	98.0	UFB18	74448	3.0
24	600	UTF24	76725	104.0	UFB24	74449	4.0
30	750	UTF30	76726	111.0	UFB30	74450	5.0
36	900	UTF36	76727	116.0	UFB36	74451	6.0
42	1050	UTF42	76728	122.0	UFB42	74452	7.0
48	1200	UTF48	76729	129.0	UFB48	74453	8.0
54	1350	UTF54	76730	135.0	UFB54	74454	9.0
60	1500	UTF60	76731	142.0	UFB60	74455	10.0
72	1800	UTF72	76732	217.0	UFB72	74456	12.0
84	2100	UTF84	76733	232.0	UFB84	74460	14.0

\*NOTE: F-Blades (Polyurethane) can be used on mechanically spliced belts and vulcanized belts.

# Product Ordering Information

## Stainless Steel U-Type<sup>®</sup> Secondary Cleaner with J-Bolt Tensioner

### U-Type<sup>®</sup> Stainless w/ V-Blade (Tungsten Carbide)\*

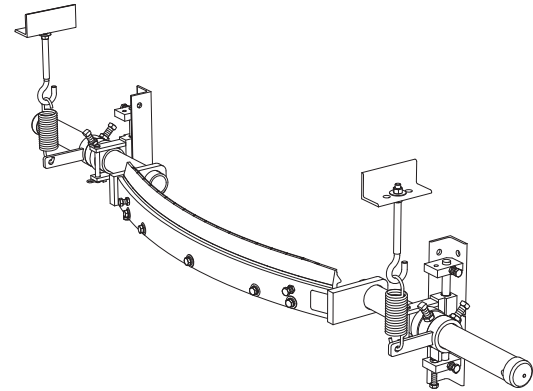
CLEANER COMPLETE					REPLACEMENT V-BLADE		
BELT WIDTH		ORDERING NUMBER	ITEM CODE	WT. LBS.	ORDERING NUMBER	ITEM CODE	WT. LBS.
in.	mm						
18	450	UTV450J-S/S	77259	90.0	URVB18/450	76736	5.0
24	600	UTV600J-S/S	77260	96.7	URVB24/600	76737	6.7
30	750	UTV750J-S/S	77261	104.4	URVB30/750	76738	8.4
36	900	UTV900J-S/S	77262	110.1	URVB36/900	76739	10.1
42	1050	UTV1050J-S/S	77263	116.7	URVB42/1050	76740	11.7
48	1200	UTV1200J-S/S	77264	124.5	URVB48/1200	76741	13.5
54	1350	UTV1350J-S/S	77265	131.0	URVB54/1350	76742	15.0
60	1500	UTV1500J-S/S	77267	138.8	URVB60/1500	76743	16.8
72	1800	UTV1800J-S/S	77269	188.2	URVB72/1800	76744	20.2
84	2100	UTV2100J-S/S	77271	204.5	URVB84/2100	76745	23.5

\*NOTE: V-Blades (Tungsten Carbide) can be used on vulcanized belts and mechanically spliced belts ONLY IF the splice is skived (recessed into the belt's cover) (on solid plate splices the bolts must be ground).

CAUTION: The V-Blade CANNOT be used on belts with mechanical rip repair fasteners.

For C-Blade or F-Blade cleaners, call for special quote.

304 grade stainless steel





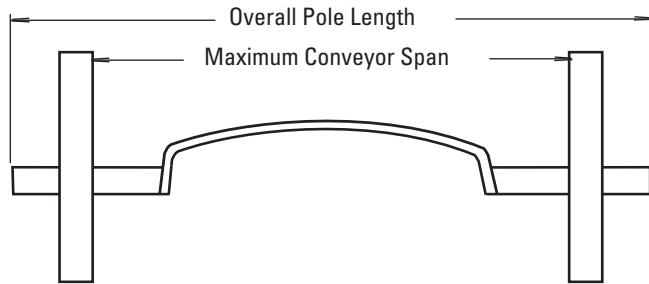
# Specifications & Guidelines

**U-Type®**  
Secondary Cleaner

## Pole Length Specifications

CLEANER SIZE		POLE LENGTH		MAXIMUM CONVEYOR SPAN	
in.	mm	in.	mm	in.	mm
18	450	64	1600	54	1350
24	600	70	1750	60	1500
30	750	76	1900	66	1650
36	900	82	2050	72	1800
42	1050	88	2200	78	1950
48	1200	94	2350	84	2100
54	1350	100	2500	90	2250
60	1500	106	2650	96	2400
72	1800	124	3100	114	2850
84	2100	136	3400	126	3150

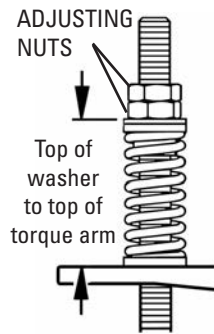
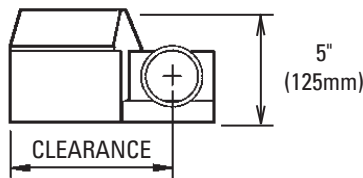
Pole Diameter - 18" to 60" cleaners: 2-3/8" (60mm)  
Pole Diameter - 72" to 84" cleaners: 2-7/8" (75mm)



## Clearance Guidelines For Installation

### Cleaner Clearance Requirements

U Cleaner Size		Clearance	
in.	mm	in.	mm
18"	450	6	155
24"	600	7	180
30"	750	8	205
36"	900	8	205
42"	1050	9 1/4	235
48"	1200	10 1/2	270
54"	1350	10 3/4	275
60"	1500	10 3/4	275
72"	1800	10 3/4	275
84"	2100	10 3/4	275
96"	2400	10 3/4	275



## Spring Length Chart

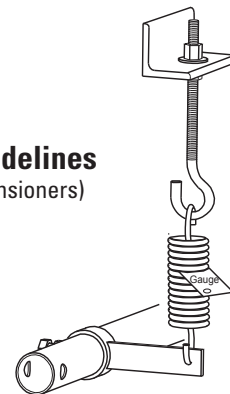
(For Cleaners with UST Tensioners)

BLADE WIDTH		PURPLE SPRING		SILVER SPRING		WHITE SPRING	
in.	mm	in.	mm	in.	mm	in.	mm
18	450	6 1/8	154	6 3/8	160	6 3/8	162
24	600	5 7/8	148	6 1/4	158	6 1/4	159
30	750	5 1/2	140	6 1/8	154	6 1/4	159
36	900	5 3/8	136	6	152	6 1/8	156
42	1050	5	128	5 7/8	150	6 1/8	156
48	1200	N/A	N/A	5 3/4	146	6	152
54	1350	N/A	N/A	5 5/8	142	5 7/8	149
60	1500	N/A	N/A	5 1/2	140	5 7/8	149
72	1800	N/A	N/A	N/A	N/A	5 1/2	140
84	2100	N/A	N/A	N/A	N/A	5 3/8	138

## Spring Tensioner Guidelines

(For Cleaners with J-Bolt Tensioners)

- Spring gap = .030" (.7mm)
- \* Gauge provided



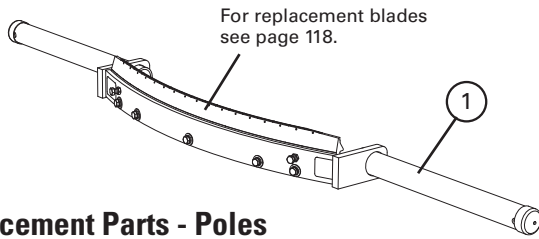
## Specifications:

- Maximum Belt Speed .....1300 FPM (6.6m/s); F-Blade - 1000 FPM (5m/s)
- Temperature Rating .....-30°F to 180°F (-35°C to 82°C)
- Usable Blade Wear Length .....V-Blade and C-Blade - 3/8" (9mm); F-Blade - 1 3/4" (44mm)
- Available for Belt Widths.....18" to 84" (450 to 2100mm). Other sizes available upon request.
- CEMA Cleaner Rating.....Class 5



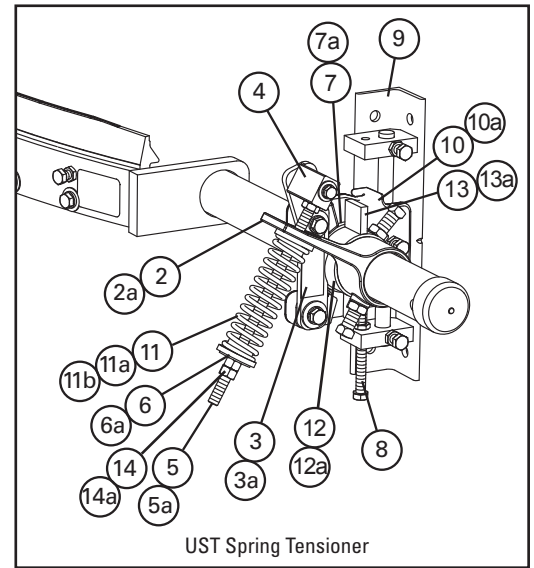
# Replacement Parts List

## U-Type<sup>®</sup> Secondary Cleaner with UST Tensioner

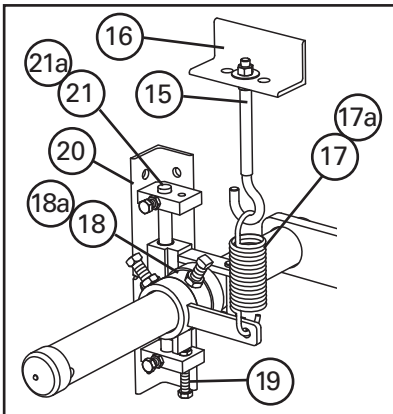


### Replacement Parts - Poles

REF	DESCRIPTION	ORDERING NUMBER	ITEM CODE	WT. LBS.
1	18" (450mm) Pole	USP18/450	76772	45.0
	24" (600mm) Pole	USP24/600	76773	50.0
	30" (750mm) Pole	USP30/750	76774	56.0
	36" (900mm) Pole	USP36/900	76775	60.0
	42" (1050mm) Pole	USP42/1050	76776	65.0
	48" (1200mm) Pole	USP48/1200	76777	71.0
	54" (1350mm) Pole	USP54/1350	76778	76.0
	60" (1500mm) Pole	USP60/1500	76779	82.0
	72" (1800mm) Pole	USP72/1800	76780	125.0
84" (2100mm) Pole	USP84/2100	76781	138.0	



UST Spring Tensioner



**NOTE: For 0.00 pricing, please contact the Chile office for quotation.**

For use in changing UST Spring Tensioner to a J-Bolt Tensioner

### Replacement Parts - J-bolt Tensioner

REF	DESCRIPTION	ORDERING NUMBER	ITEM CODE	WT. LBS.
15	J-Bolt (incl. locknut & washer)	STJK	74417	0.7
16	J-Bolt Mount (1 ea.)	STJM	74775	3.0
17	Tension Spring (1 ea.) †	STTS	74419	1.4
17a	HD Tension Spring (1 ea.)§	HDT S	74502	2.0
18	Stop Collar †	USTSC	79299	1.5
18a	HD Stop Collar§	USTSCHD	79300	2.0
19	Adjusting Bolt Kit (1 ea.) (incl. locknut)	ABU	76788	0.2
20	Mounting Bracket Kit* (1 ea.)	UMBK	76789	9.7
21	Slide Plate Kit* (1 ea.) †Δ	USPK	76790	4.6
21a	HD Slide Plate Kit* (1 ea.)§	UHSPK	76791	5.2
—	J-Bolt Conversion Kit † (Optional) (incl. 2 ea. items 15, 16, 17, 18)	UBTK	76977	4.7
—	HD J-Bolt Conversion Kit§ (Optional) (incl. 2 ea. items 15, 16, 17a, 18a)	UHDBTK	76978	5.2
—	Standard Mounting Kit* (incl. 1 ea. items 8, 9, 10) † Δ (for blade widths 18"- 60" (450 - 1500mm))	USMK	76792	14.6
—	HD Mounting Kit* (incl. 1 ea. items 8, 9, 10a)§ (for blade widths 72"- 84" (1800 - 2100mm))	UHMK	76793	15.5
—	18-60" J-Bolt Complete Tension Kit (incl. 2 ea. 15, 16, 17, 18, 19, 20, 21)†	MMKU	77324	19.3
—	64" + J-Bolt Complete Tension Kit (incl. 2 ea. 15a, 16, 17a, 18a, 19, 20, 21a)§	MMKUHD	77327	20.7

### Replacement Parts - UST Tensioner

REF	DESCRIPTION	ORDERING NUMBER	ITEM CODE	WT. LBS.
2	Torque Arm Kit* (1 ea.) †Δ	ESTAK-EST	76406	3.6
2a	Torque Arm Kit HD* (1 ea.)§	PSTA	75896	11.4
3	Pivot Shaft Bracket Kit* (1 ea.) †Δ	UPSBK	76784	1.7
3a	Pivot Shaft Bracket Kit HD* (1 ea.)§	QMTPSBK	76099	4.3
4	Pivot Block Kit* (1 ea.) †Δ	UPBK	76785	1.0
5	Pivot Rod Kit* (1 ea.) †Δ	ESPRK	76409	1.2
5a	Pivot Rod Kit HD* (1 ea.)§	QMTPAK	76096	4.3
6	Bushing Kit (incl. 2 bushings) †Δ	ESBK-PS	76410	0.1
6a	Bushing Kit HD (incl. 2 bushings)§	QMTBK-W	76098	0.1
7	Standard Pole Bearing (1 ea.) †Δ	USPB2	79206	0.1
7a	HD Pole Bearing (1 ea.)§	UHPB2	79207	0.2
8	Adjusting Bolt Kit (1 ea.) (incl. locknut)	ABU	76788	0.2
9	Mounting Bracket Kit* (1 ea.)	UMBK	76789	9.7
10	Slide Plate Kit* (1 ea.) †Δ	USPK	76790	4.6
10a	HD Slide Plate Kit* (1 ea.)§	UHSPK	76791	5.2
11	Tension Spring - Purple (1 ea.) †	QMTS-P	75845	0.6
11a	Tension Spring - Silver (1 ea.) Δ	ESS-S	76412	1.2
11b	Tension Spring - White (1 ea.)§	PSTS-W	75898	1.7
12	UST Stop Collar Retrofit Kit* †Δ	USTSCK	79202	5.0
12a	HD UST Stop Collar Retrofit Kit* §	USTSCKHD	79204	7.4
13	Stop Collar*	USTSC	79299	1.5
13a	HD Stop Collar*	USTSCHD	79300	2.0
14	Jam Nut Kit UST	JNK-F	79896	0.3
14a	Jam Nut Kit USTHD	JNK-C	79893	0.3
—	UST Spring Tensioner* - Purple † (incl. 1 ea. items 2, 3, 4, 5, 6, 8, 9, 10, 11)	UST-P	76794	25.0
—	UST Spring Tensioner* - Silver Δ (incl. 1 ea. items 2, 3, 4, 5, 6, 8, 9, 10, 11a)	UST-S	77757	25.0
—	HD UST Spring Tensioner* - White§ (incl. 1 ea. items 2a, 3a, 4, 5a, 6a, 8, 9, 10a, 11b)	UST-W	76795	40.0
—	Standard Mounting Kit* (incl. 1 ea. items 8, 9, 10) † Δ (for blade widths 18"- 60" (450 - 1500mm))	USMK	76792	14.6
—	HD Mounting Kit* (incl. 1 ea. items 8, 9, 10a)§ (for blade widths 72"- 84" (1800 - 2100mm))	UHMK	76793	15.5

\*Hardware included

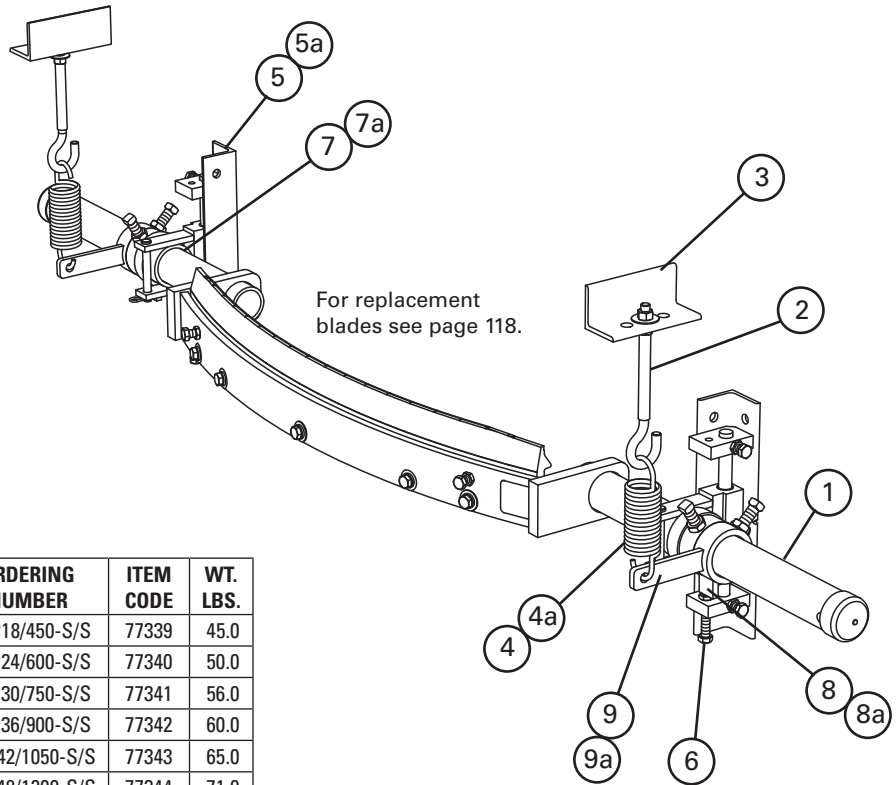
† Standard components for blade widths 18"-42" (450-1050mm)

Δ Standard components for blade widths 48"-60" (1200-1500mm)

§ HD components for blade widths 72"-84" (1800-2100mm)

# Replacement Parts List

## Stainless Steel U-Type<sup>®</sup> Secondary Cleaner with J-Bolt Tensioner



### U-Type<sup>®</sup> Stainless Replacement Parts

REF	DESCRIPTION	ORDERING NUMBER	ITEM CODE	WT. LBS.
1	18" (450mm) Pole	USP18/450-S/S	77339	45.0
	24" (600mm) Pole	USP24/600-S/S	77340	50.0
	30" (750mm) Pole	USP30/750-S/S	77341	56.0
	36" (900mm) Pole	USP36/900-S/S	77342	60.0
	42" (1050mm) Pole	USP42/1050-S/S	77343	65.0
	48" (1200mm) Pole	USP48/1200-S/S	77344	71.0
	54" (1350mm) Pole	USP54/1350-S/S	77345	76.0
	60" (1500mm) Pole	USP60/1500-S/S	77347	82.0
	72" (1800mm) Pole	USP72/1800-S/S	77349	125.0
	84" (2100mm) Pole	USP84/2100-S/S	77351	138.0
2	J-Bolt Kit* (incl. locknut and washer)	STJK-S/S	77334	0.7
3	J-Bolt Mount (1 ea.)	STJM-S/S	77332	3.0
4	18 - 60" Tension Spring (1 ea.)	STTS-S/S	75585	1.0
4a	64"+ Tension Spring (1 ea.)	HDTS-S/S	75586	1.5
5	18 - 60" Mounting Bracket Kit (incl. R & L)	USMK-S/S-M	82885	16.0
5a	64"+ Mounting Bracket Kit (incl. R & L)	USMKHD-S/S-M	82886	19.0
6	Adjusting Bolt Kit (incl. locknut)	ABU	76788	1.0
7	18 - 60" UHMW Bearing (1 ea.)	USPB2	79206	1.0
7a	64"+ UHMW Bearing (1 ea.)	UHPB2	79207	1.0
8	18 - 60" Stop Collar* (1 ea.)	UPL-S/S-MT	82810	2.0
8a	64"+ Stop Collar* (1 ea.)	UPLHD-S/S-MT	82811	2.0
9	18 - 60" Adjusting Arm* (1 ea.)	HARK-S/S	77364	2.0
9a	64"+ Adjusting Arm* (1 ea.)	HDARK-S/S	77331	2.0
-	18 - 60" Mounting Kit* (incl. 2 ea. items 2, 3, 4, 5, 6, 7, 8, & 9)	MMKU-S/S	77357	40.0
-	64"+ Mounting Kit* (incl. 2 ea. items 2, 3, 4a, 5a, 6, 7a, 8a, & 9a)	MMKUHD-S/S	77358	43.0

\*Hardware included

NOTE: For 0.00 pricing, please contact the Chile office for quotation.

# Product Ordering Information

## *MDWS Secondary Cleaner DryWipe for Removing Water*

### MDWS Secondary Belt Cleaner

BELT WIDTH		ORDERING NUMBER	ITEM CODE	WT. LBS.
in.	mm			
24	600	MDWS-24	75868	115.1
30	750	MDWS-30	75869	122.8
36	900	MDWS-36	75870	127.8
42	1050	MDWS-42	75871	138.3
48	1200	MDWS-48	75872	146.8
54	1350	MDWS-54	75873	154.5
60	1500	MDWS-60	75874	162.2
72	1800	MDWS-72	75875	177.7
84	2100	MDWS-84	76806	193.2
96	2400	MDWS-96	79063	208.7



### MDWS Secondary Belt Cleaner with SAT2 Tensioner

BELT WIDTH		ORDERING NUMBER	ITEM CODE	WT. LBS.
in.	mm			
24	600	MDWS-24P	78745	115.1
30	750	MDWS-30P	78746	122.8
36	900	MDWS-36P	78747	127.8
42	1050	MDWS-42P	78748	138.3
48	1200	MDWS-48P	78749	146.8
54	1350	MDWS-54P	78750	154.5
60	1500	MDWS-60P	78751	162.2
72	1800	MDWS-72P	78752	177.7
84	2100	MDWS-84P	78753	193.2
96	2400	MDWS-96P	79064	208.7



### Replacement ConShear™ DW Blades

(Color Identification: Black)

BELT WIDTH		ORDERING NUMBER	ITEM CODE	WT. LBS.
in.	mm			
24	600	CDWB24	75884	12.8
30	750	CDWB30	75885	15.5
36	900	CDWB36	75886	18.3
42	1050	CDWB42	75887	21.0
48	1200	CDWB48	75888	23.8
54	1350	CDWB54	75889	26.5
60	1500	CDWB60	75890	29.2
72	1800	CDWB72	75891	34.7
84	2100	CDWB84	76942	40.5
96	2400	CDWB96	79062	46.3

Actual blade width is belt width + 4".

ConShear DW Blades are black for easy identification.

### Product Notes:

- The ConShear™ "DryWipe" (DW) Blade is excellent for removing water from the belt. Use as the final cleaner in a cleaning system.
- Actual blade width is belt width plus 4" (100mm). The extra length ensures the water is removed from the belt.
- Pole Length: Belt width plus 60" (1500mm) for cleaners up to 60" (1500mm), belt width plus 54" (1350mm) for cleaners over 60" (1500mm). For longer requirements, see Accessories - Pole Extender Kit (page 131).
- Visual Blade Tension Check: Measure the tension spring and refer to the Spring Length Chart on mounting base for the correct length for best cleaning performance.
- To make cleaner installation easier and quicker, see Optional Mounting Kits (page 131).

U.S. Patent No. D482,508S

# Product Ordering Information

## Line Connections for Portable Air Tensioner

### Air Tanks

ORDERING NUMBER	ITEM CODE	WT. LBS.
PAT1	78684	13.0
PAT2	78685	13.0



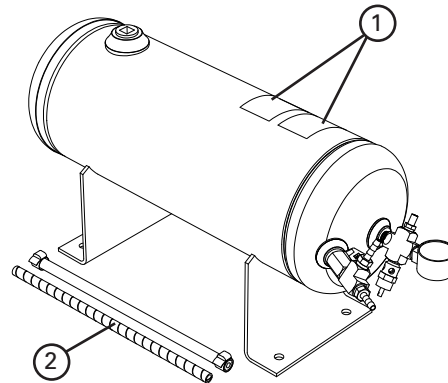
PAT1 (Single)



PAT2 (Dual)

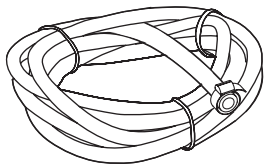
### Replacement Parts List

REF	DESCRIPTION	ORDERING NUMBER	ITEM CODE	WT. LBS.
1	Tank Label Kit	PATLK	78791	0.1
2	Tank Hose Kit (incl. 1 ea. 10' hose and 1' poly spiral wrap, 2 hose clamps)	PATHK	78794	1.5



### Product Notes:

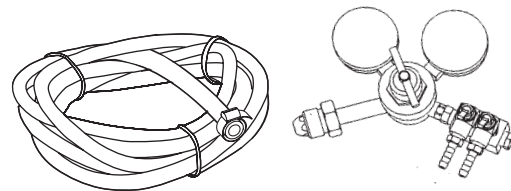
- For use with PAT cleaner assemblies and PAT control box.
- Single for applications with one cleaner, double for applications with two cleaners.
- 150# pop-off valve for safe pressurizing/charging of Air Tank.
- ASME construction.



### Air Line Connection for Site-Accessible Air

ORDERING NUMBER	ITEM CODE	WT. LBS.
PATHK*	78794	1.5

\*incl. 10' hose, 1' poly spiral wrap, 2 hose clamps



### Nitrogen Tank Connection for Site-Provided Nitrogen Tank

ORDERING NUMBER	ITEM CODE	WT. LBS.
PANK*	78799	5.0

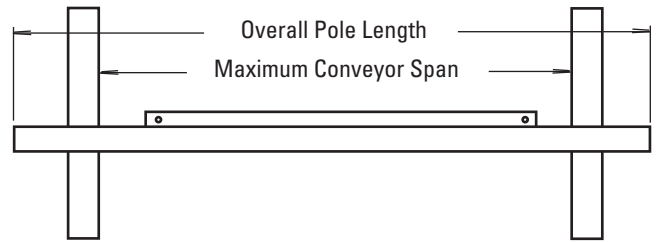
\*incl. Nitrogen Regulator, 10' hose, 2 hose clamps

# Specifications & Guidelines

## MDWS Secondary Cleaner DryWipe for Removing Water

### Pole Length Specifications\*

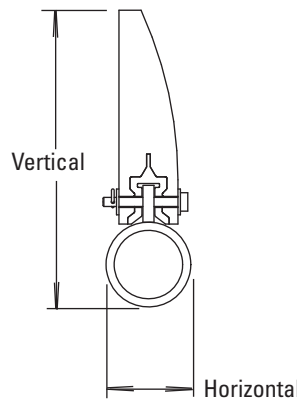
CLEANER SIZE		BLADE WIDTH		POLE LENGTH		MAXIMUM CONVEYOR SPAN	
in.	mm	in.	mm	in.	mm	in.	mm
24	600	28	700	84	2100	68	1700
30	750	34	850	90	2250	74	1850
36	900	40	1000	96	2400	80	2000
42	1050	46	1150	102	2550	86	2150
48	1200	52	1300	108	2700	92	2300
54	1350	58	1450	114	2850	98	2450
60	1500	64	1600	120	3000	104	2600
72	1800	76	1900	126	3150	116	2900
84	2100	88	2200	138	3450	128	3200
96"	2400	100	2500	150	3750	140	3500



\*For special extra long pole length requirements, a Pole Extender Kit (#76024) is available that provides 30" (750mm) of extended pole length. (page 131).  
Pole Diameter - 2-7/8" (73mm)

### Clearance Guidelines for Installation

HORIZONTAL CLEARANCE REQUIRED		VERTICAL CLEARANCE REQUIRED	
in.	mm	in.	mm
4	100	10	250

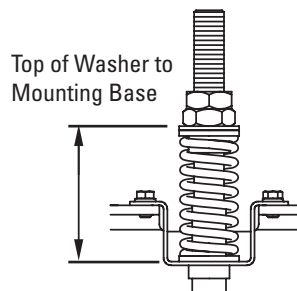


### Spring Length Chart

with SST Spring Tensioner

BLADE WIDTH	WHITE SPRING	SILVER SPRING	BLACK SPRING	GOLD SPRING
24"	3 1/8"	3 7/8"	N/A	N/A
30"	2 7/8"	3 3/4"	N/A	N/A
36"	N/A	3 3/4"	3 7/8"	N/A
42"	N/A	3 5/8"	3 3/4"	N/A
48"	N/A	3 1/2"	3 5/8"	N/A
54"	N/A	3 3/8"	3 5/8"	N/A
60"	N/A	3 1/4"	3 1/2"	N/A
72"	N/A	N/A	3 3/8"	3 5/8"
84"	N/A	N/A	3"	3 1/2"
96"	N/A	N/A	N/A	3 3/8"
108"	N/A	N/A	N/A	3 1/2"
120"	N/A	N/A	N/A	3 3/8"

Shading indicates preferred spring option



### PAT Pressure Chart

BLADE WIDTH	PSI
18"	15#
24"	19#
30"	23#
36"	27#
42"	31#
48"	35#
54"	39#
60"	43#
72"	51#
84"	59#
96"	67#

### Specifications:

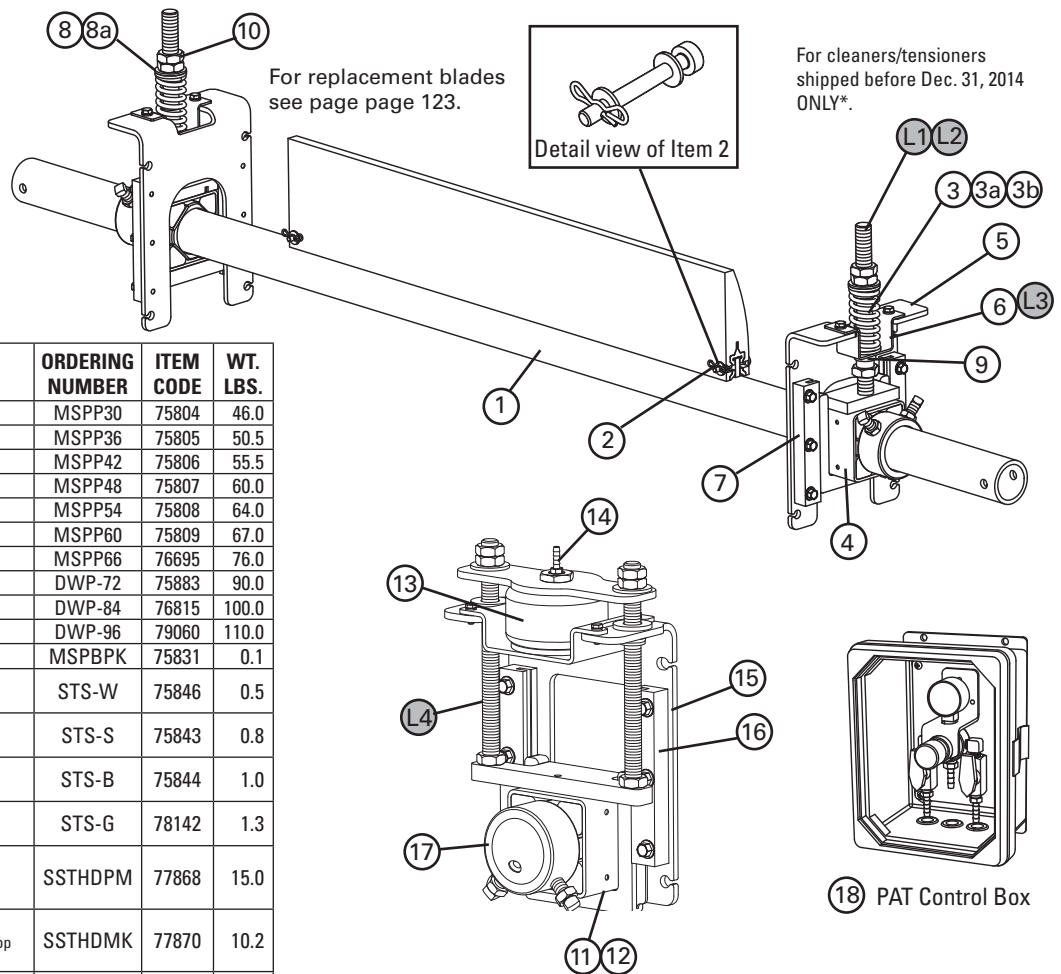
- Maximum Belt Speed ..... 1000 FPM (5m/s)
- Temperature Rating ..... -30°F to 180°F (-35°C to 82°C)
- Usable Blade Wear Length ..... 4-1/2" (113mm)
- Blade Height ..... 7-1/4" (185mm)
- Blade ..... Polyurethane with UHMW additive (softer durometer to squeegee water off and additive to enhance blade life)
- Available for Belt Widths ..... 24" to 96" (600 to 2400 mm). Other sizes available upon request.
- CEMA Cleaner Rating ..... Class 4

U.S. Patent No. D482,508S



# Replacement Parts List

## MDWS Secondary Cleaner DryWipe for Removing Water



### Replacement Parts

REF	DESCRIPTION	ORDERING NUMBER	ITEM CODE	WT. LBS.
1	24" (600mm) Pole	MSPP30	75804	46.0
	30" (750mm) Pole	MSPP36	75805	50.5
	36" (900mm) Pole	MSPP42	75806	55.5
	42" (1050mm) Pole	MSPP48	75807	60.0
	48" (1200mm) Pole	MSPP54	75808	64.0
	54" (1350mm) Pole	MSPP60	75809	67.0
	60" (1500mm) Pole	MSPP66	76695	76.0
	72" (1800mm) Pole	DWP-72	75883	90.0
	84" (2100mm) Pole	DWP-84	76815	100.0
96" (2400mm) Pole	DWP-96	79060	110.0	
2	Blade Pin Kit* (1 ea.)	MSPBPK	75831	0.1
3	Tension Spring - White (1 ea.) for belts 18" - 30" (450-750mm)	STS-W	75846	0.5
3a	Tension Spring - Silver (1 ea.) for belts 36" - 60" (900-1500mm)	STS-S	75843	0.8
3b	Tension Spring - Black (1 ea.) for belts 72" - 84" (1800-2100mm)	STS-B	75844	1.0
3c	Tension Spring - Gold (1 ea.) for belts 96" (2400mm)	STS-G	78142	1.3
4	HD Torsion Pole Mount* (1 ea.) (includes adjusting rod, 3 nuts & sleeve) (See 8 & 8a for bushings)	SSTHDPM	77868	15.0
5	SST HD Mounting Base Kit* (includes 1 mounting base, 2 slide guides, top hat bracket & bottom bushing)	SSTHDMK	77870	10.2
6	SST Hat Bracket (pair)	SSTHB	79582	3.5
7	SST Slide Guide Kit* (incl. 2 slide guides)	STGK2	77867	1.1
8	SST Bushing Kit - White/Silver (includes 2 bushings)	SSTBK-W	76636	0.1
8a	SST Bushing Kit - Black/Gold (includes 2 bushings)	SSTBK-B	76637	0.1
9	SST Lower Bushing Kit (pair)	SSTLBK	79493	0.1
10	Jam Nut Kit SST Tensioner	JNK-C	79893	0.3
-	HD Spring Tensioner* - White (includes 2 each items 3, 4, 5 & 8) for belts 18" - 30" (450-750mm)	SST2HD-W	77879	60.6
-	HD Spring Tensioner* - Silver (includes 2 each items 3a, 4, 5 & 8) for belts 36" - 60" (900-1500mm)	SST2HD-S	77880	61.4
-	HD Spring Tensioner* - Black (includes 2 each items 3b, 4, 5 & 8) for belts 72" - 84" (1800-2100mm)	SST2HD-B	77881	62.0
-	HD Spring Tensioner* - Gold (includes 2 each items 3c, 4, 5 & 8a) for belts 96" (2400mm)	SST2HD-G	79041	62.6

\*Hardware Included

### Legacy Replacement Parts for Tensioners shipped prior to Dec. 31, 2014\*

L1	DESCRIPTION	STAK	WT. LBS.
L1	Adjusting Rod Kit (includes 1 rod, 2 nuts, 1 bushing, 1 washer) for belts 24" - 60" (600-1500mm)	STAK	75847
L2	HD Adjusting Rod Kit (includes 1 rod, 2 nuts, 1 HD bushing, 1 washer) for belts 72" - 84" (1800-2100mm)	STAKHD	75892
L3	Legacy SST Hat Channel Kit	SSTHK	79070
L4	SAT2 Adjusting Rod Kit	SAT2AK	78733
-	SST Tensioner Bushing Update Kit (includes 2 lower bushings, 2 sleeves, 2 nuts)	SST-BUK	76943

\*See note on page 117 to verify if legacy parts are needed.

### Secondary Air Tensioner 2 Replacement Parts

REF	DESCRIPTION	ORDERING NUMBER	ITEM CODE	WT. LBS.
11	SAT2 w/PAT Control Box	SAT2PAT	78735	43.5
12	SAT2 w/o Control Box	SAT2NCB	78703	41.0
13	SAT Air/Water Bag Kit	SATB	76083	5.1
14	SAT 1/8" Hose Barb Kit	SATHB	76084	0.1
15	SAT2 Mounting Base Kit	SAT2MK	78704	11.6
16	ST Slide Guide Kit	STGK2	77867	1.1
17	SAT2 Torsion Pole Mount (incl. threaded rods & 6 nuts)	SAT2PM	78732	11.1
18	PAT Control Box 100psi	PACB100	79656	11.0

### Spring Tensioner Selection Chart

CLEANER SIZE	77879 SST2HD-W	77880 SST2HD-S	77881 SST2HD-B	79041 SST2HD-G
MDWS 24" - 30" (600 - 750 mm)	X			
MDWS 36" - 60" (900 - 1500 mm)		X		
MDWS 72" - 84" (1800 - 2100 mm)			X	
MDWS 96" (2400 mm)				X

U.S. Patent No. D482,508S

# Product Ordering Information

## Motorized Brush Cleaner

### Motorized Brush Cleaner with 208-230/460VAC 3-Phase Motor

BELT WIDTH		ORDERING NUMBER	ITEM CODE	WT. LBS.
in.	mm			
18	450	MBC-18	79494	136.7
24	600	MBC-24	79495	146.5
30	750	MBC-30	79496	150.2
36	900	MBC-36	79497	156.5
42	1050	MBC-42	79498	162.6
48	1200	MBC-48	79499	179.0
54	1350	MBC-54	79500	185.9
60	1500	MBC-60	79501	192.0
72	1800	MBC-72	79502	205.1
84	2100	MBC-84	79503	217.5



Motorized Brush Cleaner

### Motorized Brush Cleaner with 575V 3-Phase Motor

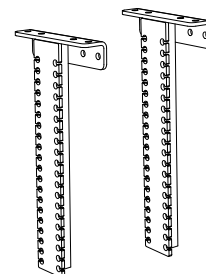
BELT WIDTH		ORDERING NUMBER	ITEM CODE	WT. LBS.
in.	mm			
18	450	MBC-18-575V	79914	136.7
24	600	MBC-24-575V	79915	146.5
30	750	MBC-30-575V	79916	150.2
36	900	MBC-36-575V	79917	156.5
42	1050	MBC-42-575V	79918	162.6
48	1200	MBC-48-575V	79919	179.0
54	1350	MBC-54-575V	79920	185.9
60	1500	MBC-60-575V	79921	192.0
72	1800	MBC-72-575V	79922	205.1
84	2100	MBC-84-575V	79923	217.5

### Replacement Brushes

BELT WIDTH		ORDERING NUMBER	ITEM CODE	WT. LBS.
in.	mm			
18	450	MBRD-18	79514	9.6
24	600	MBRD-24	79515	13.5
30	750	MBRD-30	79516	17.1
36	900	MBRD-36	79517	20.5
42	1050	MBRD-42	79518	23.7
48	1200	MBRD-48	79519	26.8
54	1350	MBRD-54	79520	30.7
60	1500	MBRD-60	79521	33.9
72	1800	MBRD-72	79522	41.0
84	2100	MBRD-84	79523	47.5

### Optional Mounting Brackets (Pair)

ORDERING NUMBER	ITEM CODE	WT. LBS.
MBCDBK	79536	28.9



### Product Notes:

- Spins opposite the belt direction for optimal cleaning.
- Uniquely patterned bristles aid in reducing material buildup and clogging.
- Adjustable tensioners allow easy brush-to-belt adjustment as the bristles wear.
- Works on mechanically spliced or vulcanized belts.



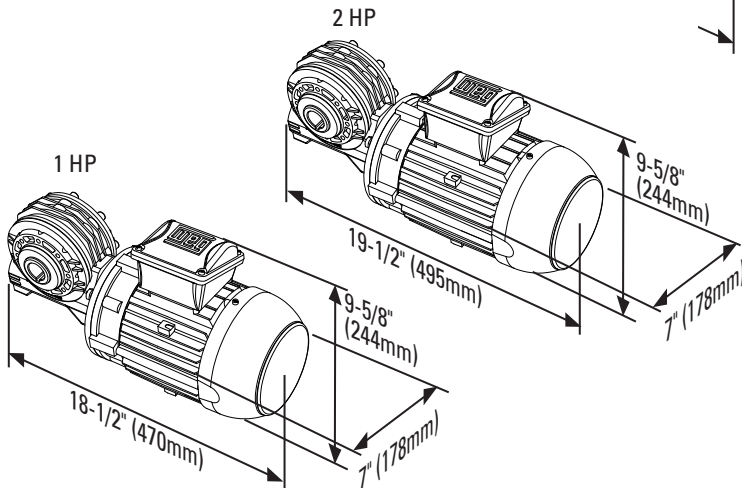
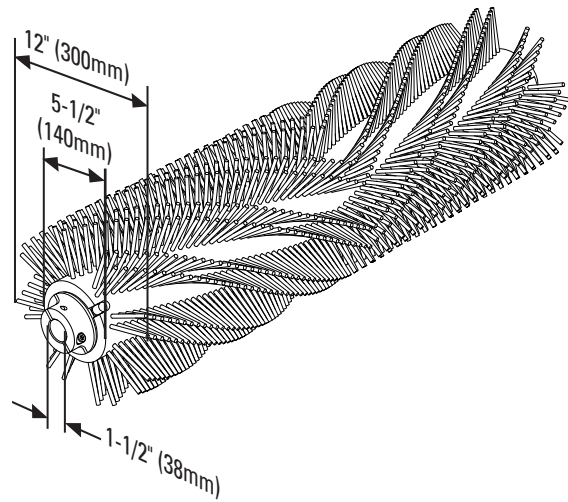
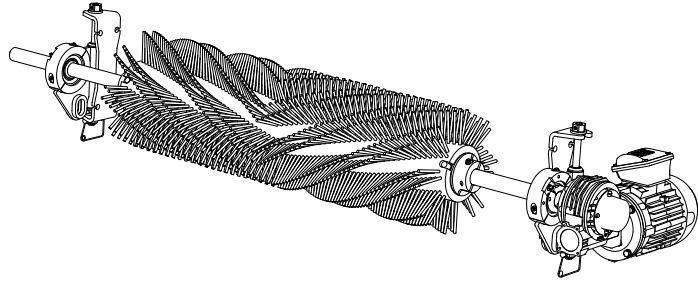
# Specifications & Guidelines

## Motorized Brush Cleaner

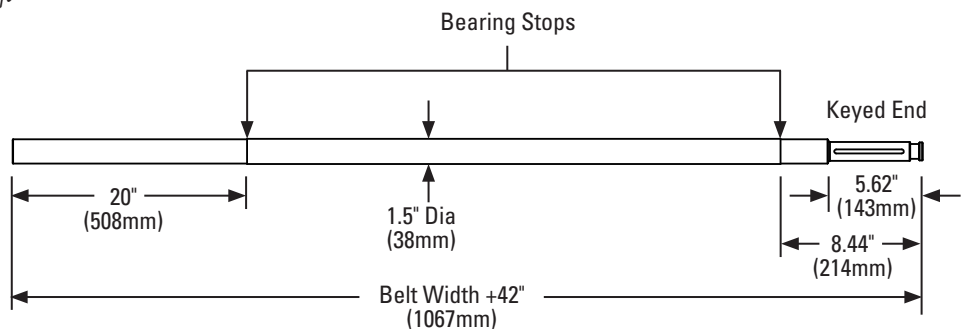
### Specifications

Belt Speed	Up to 700 fpm (3.5m/s)
Vertical and Horizontal Clearance	12" (305mm)
Temperature Range	-20°F to 180°F (-30°C to 82°C)
Maximum Chevron or Cleat Height	1/2" (13mm)
Bristle Length	3-1/4" (83mm)
Overall Diameter	12" (305mm)
Shaft Length	Belt Width plus 42" (1067mm)
Shaft Diameter	1-1/2" (38mm)
Motor Voltage and HP Options	<b>208-230/460VAC 3 Phase*</b> 1 HP (cleaners 18-42" (450-1050mm)) 2 HP (cleaners 48-84" (1200-2100mm))
	<b>575V 3 Phase*</b> 1 HP (cleaners 18-36" (450-900mm)) 2 HP (cleaners 42-84" (1050-2100mm))
CEMA Cleaner Rating	Class 4

\*Other motors available upon request



### Shaft Measurements

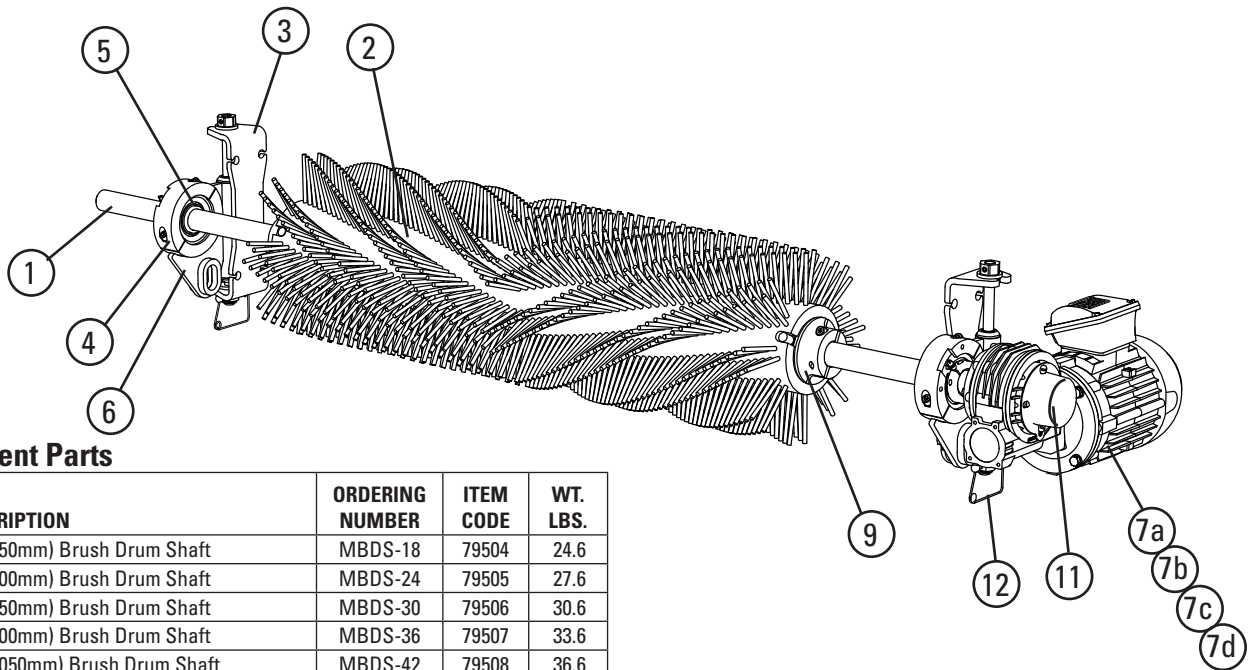


### Product Notes:

- Spins opposite the belt direction for optimal cleaning.
- Uniquely patterned bristles aid in reducing material buildup and clogging.
- Adjustable tensioners allow easy brush-to-belt adjustment as the bristles wear.
- Works on mechanically spliced or vulcanized belts.

# Replacement Parts

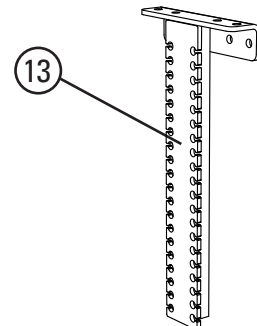
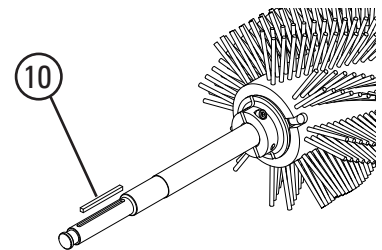
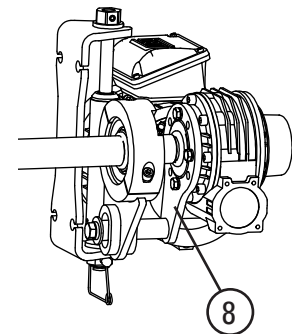
## Motorized Brush Cleaner



### Replacement Parts

REF	DESCRIPTION	ORDERING NUMBER	ITEM CODE	WT. LBS.
1	18" (450mm) Brush Drum Shaft	MBDS-18	79504	24.6
	24" (600mm) Brush Drum Shaft	MBDS-24	79505	27.6
	30" (750mm) Brush Drum Shaft	MBDS-30	79506	30.6
	36" (900mm) Brush Drum Shaft	MBDS-36	79507	33.6
	42" (1050mm) Brush Drum Shaft	MBDS-42	79508	36.6
	48" (1200mm) Brush Drum Shaft	MBDS-48	79509	39.5
	54" (1350mm) Brush Drum Shaft	MBDS-54	79510	42.5
	60" (1500mm) Brush Drum Shaft	MBDS-60	79511	45.5
	72" (1800mm) Brush Drum Shaft	MBDS-72	79512	51.5
84" (2100mm) Brush Drum Shaft	MBDS-84	79513	57.5	
2	18" (450mm) Replacement Brush Drum	MBRD-18	79514	9.6
	24" (600mm) Replacement Brush Drum	MBRD-24	79515	13.5
	30" (750mm) Replacement Brush Drum	MBRD-30	79516	17.1
	36" (900mm) Replacement Brush Drum	MBRD-36	79517	20.5
	42" (1050mm) Replacement Brush Drum	MBRD-42	79518	23.7
	48" (1200mm) Replacement Brush Drum	MBRD-48	79519	26.8
	54" (1350mm) Replacement Brush Drum	MBRD-54	79520	30.7
	60" (1500mm) Replacement Brush Drum	MBRD-60	79521	33.9
	72" (1800mm) Replacement Brush Drum	MBRD-72	79522	41.0
84" (2100mm) Replacement Brush Drum	MBRD-84	79523	47.5	
3	Brush Mounting Base* (1)	MBCMK	79524	4.7
4	Brush Bearing Clamp* (1)	MBCBC	79525	1.9
5	Brush Cleaner Bearings (2)	MBCB	79526	7.2
6	Brush Bearing Mount* (1)	MBCBM	79528	9.7
7a	Gearmotor Assy, 1 HP for belts up to 42" (1050mm)	MBCM-1	79529	55.0
7b	Gearmotor Assy, 2 HP for belts 48" (1200mm) and up	MBCM-2	79530	65.0
7c	Gearmotor Assy, 1 HP 575V for belts up to 36" (900mm)	MBCM-575-1	79924	55.0
7d	Gearmotor Assy, 2 HP 575V for belts 42" (1050mm) and up	MBCM-575-2	79925	65.0
8	Brush Cleaner Torque Arm* (1)	MBCTA	79531	2.5
9	Brush Locks* (2)	MBCBL	79532	9.4
10	Brush Motor Key Kit (1)	MBCMCK	79533	0.3
11	MBC Shaft End Cap* (1)	MBCEC	79534	0.1
12	Tensioner Lock Pins (2)	STLP	79535	0.2
13	Brush Cleaner Drop Brackets* (2)	MBCDBK	79536	28.9
-	Brush Cleaner Adjusting Bracket (1) (incl. bearing and 1 ea. items 3,4,6,&12)	MBADB	79527	18.1

\*Hardware Included




# Product Ordering Information

**Chevron Belt Cleaner**

## Chevron Belt Cleaner

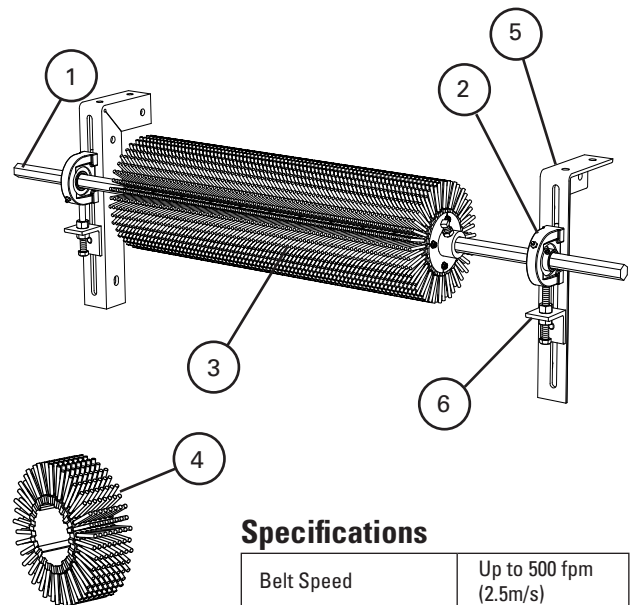
BELT WIDTH		DRUM WIDTH		ORDERING NUMBER	ITEM CODE	WT. LBS.
in.	mm	in.	mm			
18	450	18	450	CBC18	76668	74.0
24	600	24	600	CBC24	76669	81.9
30	750	30	750	CBC30	76670	90.8
36	900	36	900	CBC36	76671	99.7
42	1050	42	1050	CBC42	76672	107.5
48	1200	48	1200	CBC48	76673	116.5
54	1350	54	1350	CBC54	76674	124.3
60	1500	60	1500	CBC60	76675	133.2
72	1800	72	1800	CBC72	90762	150.0
84	2100	84	2100	CBC84	90763	166.8



## Replacement Parts

REF	DESCRIPTION	ORDERING NUMBER	ITEM CODE	WT. LBS.
1	18" (450mm) Drum Shaft	CBCS18	90537	15.1
	24" (600mm) Drum Shaft	CBCS24	90538	17.0
	30" (750mm) Drum Shaft	CBCS30	90539	18.9
	36" (900mm) Drum Shaft	CBCS36	90540	20.8
	42" (1050mm) Drum Shaft	CBCS42	90541	22.7
	48" (1200mm) Drum Shaft	CBCS48	90542	24.6
	54" (1350mm) Drum Shaft	CBCS54	90543	26.4
	60" (1500mm) Drum Shaft	CBCS60	90544	28.3
	72" (1800mm) Drum Shaft	CBCS72	90554	33.9
	84" (2100mm) Drum Shaft	CBCS84	90555	39.6
2	Chevron Pillow Block*	CPB	76692	1.2
3	18" (450mm) Repl Drum w/Fingers*	CRDF18	90631	25.0
	24" (600mm) Repl Drum w/Fingers*	CRDF24	90632	31.0
	30" (750mm) Repl Drum w/Fingers*	CRDF30	90633	38.0
	36" (900mm) Repl Drum w/Fingers*	CRDF36	90634	45.0
	42" (1050mm) Repl Drum w/Fingers*	CRDF42	90635	51.0
	48" (1200mm) Repl Drum w/Fingers*	CRDF48	90636	58.0
	54" (1350mm) Repl Drum w/Fingers*	CRDF54	90637	64.0
	60" (1500mm) Repl Drum w/Fingers*	CRDF60	90638	71.0
	72" (1800mm) Repl Drum w/Fingers*	CRDF72	90639	84.0
84" (2100mm) Repl Drum w/Fingers*	CRDF84	90640	97.0	
4	3" (75mm) Replacement Finger Ring	CBC3R	90641	2.5
5	Mounting Bracket Kit (1 Right and 1 Left)	EZS2MBK	75666	13.0
6	Adjusting Bracket Kit* (1 ea.)	PAB	75513	1.5

\*Hardware Included



## Specifications

Belt Speed	Up to 500 fpm (2.5m/s)
Vertical and Horizontal Clearance	10" (250mm)
Temperature Range	-30°F to 180°F (-35°C to 82°C)
Maximum Chevron or Cleat Height	1" (25mm)
Finger Length	2" (50mm)
Rubber Durometer	45A
Overall Diameter	9-1/2" (238mm)
Shaft Length	Belt Width plus 30" (750mm)
Shaft	1" (25mm) Hex
CEMA Cleaner Rating	Class 3

## Product Notes:

- Free-rotating. Works only when the belt is running.
- Self-cleaning. Finger length, spacing and the rotary action allows carryback to fall free instead of clogging.
- Easy to install. Few parts and step-by-step instructions make the job simple.
- Long-wearing SBR rubber. Drum life ranges from 1 to 3 years depending upon the application conditions and the material being conveyed.
- Works on reversing belts.
- Finger rings can be replaced individually or all at once by replacing the drum.

# Optional Mounting Kits

## Installation Accessories

### OPTIONAL MOUNTING KITS FOR BELT CLEANERS

Versatile, adjustable brackets and plates that can be mounted on the conveyor structure so precleaners and secondary cleaners can be easily and quickly bolted into place.



#### 75830

Optional Mounting Bar Kit

(with bolts, nuts and washers)

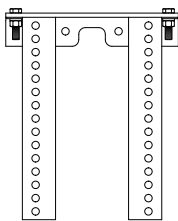
- For mounting precleaners on open head pulleys.
- Weld on both sides of pulley and bolt on steel plates.
- For use with MSP, MMP, MHP, MHCP.



#### 76537

Mounting Plate Kit (incl. 2 plates, 16" x 32" (400 x 800 mm))

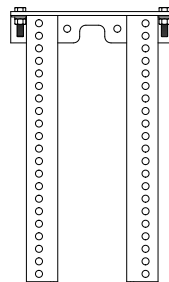
- For use with Mounting Bars to mount cleaners on open head pulleys.
- For use with MSP, MMP, MHP, MHCP.



#### 76071

Standard Mounting Bracket Kit

- For MHS/MDWS secondary cleaner installs.



#### 76072

Long Mounting Bracket Kit

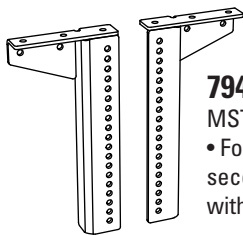
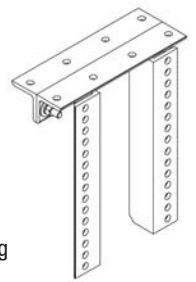
- For installations that require extra length legs.



#### 76073

Optional Top Angle Kit

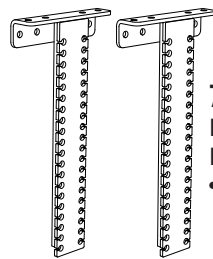
- Used with both standard and long mounting bracket kits for additional mounting options.



#### 79434

MST Drop Bracket Kit

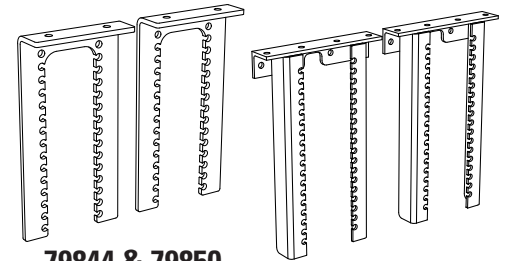
- For installs of secondary cleaners with MST tensioners.



#### 79536

Brush Cleaner Drop Bracket Kit

- For brush cleaner installations that require extra length legs.



#### 79844 & 79850

Y-Type SD & HD Drop Bracket Kits

- For Y-Type cleaner installations that require extra length legs.

### Optional Mounting Kits

(includes 2 brackets/bars)

DESCRIPTION	ORDERING NUMBER	ITEM CODE	WT. LBS.
Standard Mounting Bracket Kit*	SSTSMB	76071	34.3
Long Mounting Bracket Kit*	SSTLMB	76072	43.5
Optional Top Angle Kit*	SSTOTA	76073	10.5
Optional Mounting Bar Kit*	MMBK	75830	19.5
Mounting Plate Kit (incl. 2 plates)	MMPK	76537	140.0
MST Drop Brackets (2)	MSTDB	79434	27.7
Brush Cleaner Drop Brackets (2)	MBCDBK	79536	28.9
Y-Type Standard Duty Drop Brackets (2)	YSTDBK	79844	19.7
Y-Type Heavy Duty Drop Brackets (2)	YSTHDBK	79850	32.1

\*Hardware Included

### Pole Extender Kit

(includes 2 pole extenders)

DESCRIPTION	ORDERING NUMBER	ITEM CODE	WT. LBS.
2-7/8" (73mm) Pole Extender Kit	MAPEK	76024	21.9
2-3/8" (60mm) Pole Extender Kit	RAPEK	77423	18.0

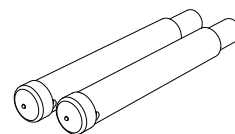
Provides 30" (750mm) of extended pole length.

### Specs and Notes:

- Standard brackets are 13" W x 15-1/2" L (330x394mm).
- Long brackets are 13" W x 21-1/2" L (330x546mm).
- Mounting bars are 1-1/2" W x 16" L (38x400mm) with (4) 5/8-11 tapped holes.
- Mounting plates are 16" W x 32" L (400x800mm) with (4) 5/8" (16mm) holes.

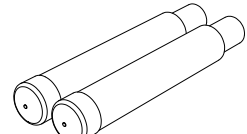
#### 77423

2-3/8" Pole Extender Kit



#### 76024

2-7/8" Pole Extender Kit



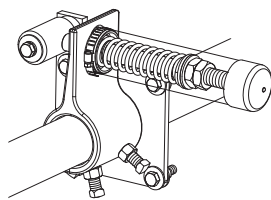
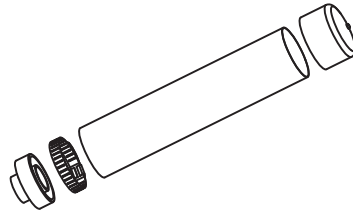
# Product Ordering Information

# Spring Tensioner Accessories

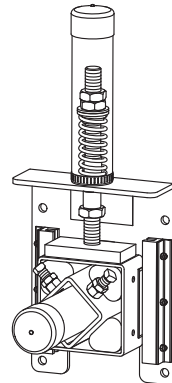
## Spring Covers

ORDERING NUMBER	ITEM CODE	WT. LBS.
SPG-CVR-A	77387	0.3
SPG-CVR-B	77388	0.3
SPG-CVR-C	77389	0.3
SPG-CVR-D	77390	0.4
SPG-CVR-E	77391	0.4
SPG-CVR-F	77392	0.3
SPG-CVR-G	77393	0.3
SPG-CVR-H	77741	0.3

Includes 1 spring cover



Spring cover on Precleaner tensioner



Spring cover on Secondary cleaner tensioner

## Spring Cover Selection Chart

TENSIONER	SPRING COVER REQ'D
EST-P	77387
EST-S	77387
EST-B	77388
QMT-P	77389
QMT-W	77390
QMT-G	77391
QMT-S	77391
PST-R	77391
PST-W	77390
PST-S	77390
SST-W	77392
SST-S	77392
SST-B	77393
SST-G	77392
UST-P	77387
UST-S	77387
UST-W	77390
CST-W	77741
CST-S	77741
CST-B	77741
CST-G	77741

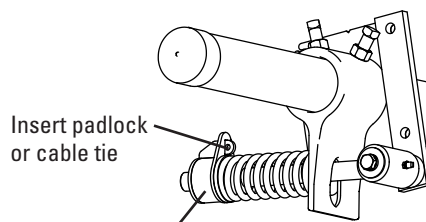

## Tensioner Lock\*

Designed to prevent tampering or unauthorized retensioning of the cleaner.

ORDERING NUMBER	ITEM CODE	WT. LBS.
TEN-LOCK-KIT	77443	0.4

\*For MSP, MMP, MHP, MHCP, H-Type Precleaners and MSS, MHS, MDWS Secondary Cleaners

Includes 1 tensioner lock



Tensioner Lock (Precleaner tensioner shown)

Patent pending



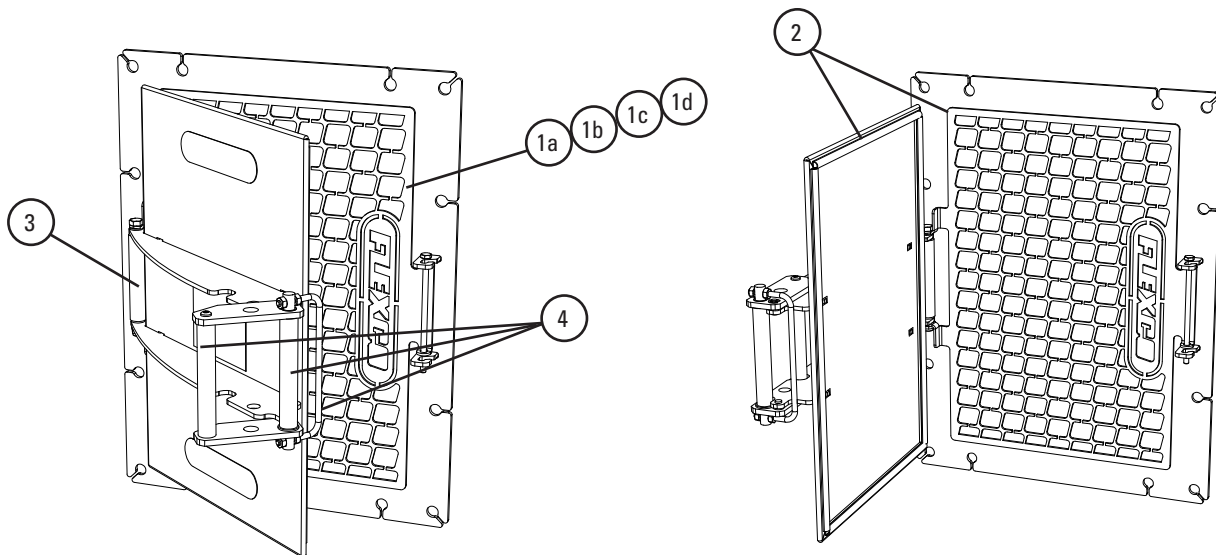
# Product Ordering Information

## Inspection Door

### Inspection Doors

DESCRIPTION	ORDERING NUMBER	ITEM CODE	WT. LBS.
Inspection Door 12 x 12 (300x300mm)*	INDR-1212	79303	19.2
Inspection Door 12 x 18 (300x450mm)*	INDR-1218	79304	23.5
Inspection Door 18 x 24 (450x600mm)*	INDR-1824	79305	35.2
Inspection Door 24 x 24 (600x600mm)*	INDR-2424	79306	42.8
Inspection Door w/Screen 12 x 12 (300x300mm)*	INDR-1212S	79307	21.2
Inspection Door w/Screen 12 x 18 (300x450mm)*	INDR-1218S	79308	26.0
Inspection Door w/Screen 18 x 24 (450x600mm)*	INDR-1824S	79309	39.7
Inspection Door w/Screen 24 x 24 (600x600mm)*	INDR-2424S	79310	48.3

\*Hardware included



### Replacement Parts

REF	DESCRIPTION	ORDERING NUMBER	ITEM CODE	WT. LBS.
1a	Inspection Door Screen 12 x 12 (300x300mm)*	IDSC-1212	79311	1.9
1b	Inspection Door Screen 12 x 18 (300x450mm)*	IDSC-1218	79312	2.5
1c	Inspection Door Screen 18 x 24 (450x600mm)*	IDSC-1824	79313	4.4
1d	Inspection Door Screen 24 x 24 (600x600mm)*	IDSC-2424	79314	5.5
2	Replacement Seal - 5' (1.5M)**	IDSEAL	79315	0.1
3	Replacement Hinge	IDHINGE	79316	0.2
4	Replacement Latch (incl. bolt, bushings & nut)	IDLATCH	79317	2.5

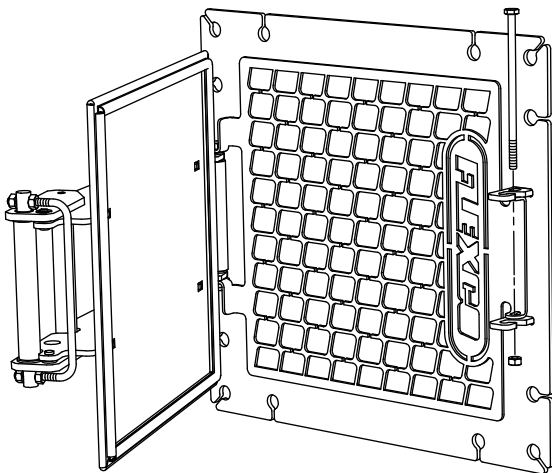
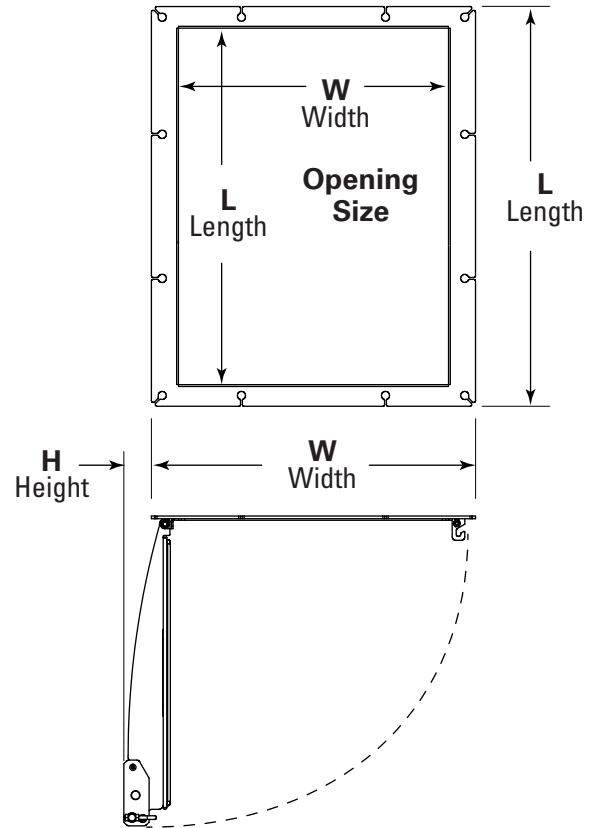
\*Hardware included

\*\*One 5' length of seal is needed for 12x12" and 12x18" doors or screens, and two 5' lengths are needed for 18x24" and 24x24" doors or screens. Double if replacing seal on both door and screen.

# Specifications & Guidelines

## Inspection Door

Inspection Door Specifications					
Door (Opening) Size (Width, Length)		Outer Dimensions (Width, Length)		Height	
in.	mm	in.	mm	in.	mm
12 W x 12 L	300 W x 300 L	16-5/16 W x 15-3/4 L	415 W x 400 L	3-7/16	90
12 W x 18 L	300 W x 450 L	16-5/16 W x 21 3/4 L	415 W x 555 L	3-7/16	90
18 W x 24 L	450 W x 600 L	22-5/16 W x 27 3/4 L	570 W x 705 L	3-7/16	90
24 W x 24 L	600 W x 600 L	28-5/16 W x 27 3/4 L	720 W x 705 L	3-7/16	90



### Screen (Optional)

Screen serves as a guard that helps keep hands and tools from being placed into the chute/enclosure, but still allows visual access. Screen is hinged on the same side as the door and bolted in place on the other side so it does not require full removal for accessing the chute/enclosure. A wrench is required to remove the bolt that holds the screen in place as a safety feature. (Holes are sized per ANSI B11 and ISO 1819.)

### Specifications:

- Temperature Rating .....-70°F to 350°F (-55°C to 175°C)



# Product Ordering Information


## Water Spray Pole Systems Belt Cleaner Accessories

### Spray Pole Kits\*

Standard & Heavy-Duty

BELT WIDTH		ORDERING NUMBER	ITEM CODE	WT. LBS.
in.	mm			
18	450	SPK18	74709	23.0
24	600	SPK24	74710	23.0
30	750	SPK30	74711	24.0
36	900	SPK36	74712	24.0
42	1050	SPK42	74713	25.5
42	1050	SPKHD42	74952	26.5
48	1200	SPK48	74714	26.0
48	1200	SPKHD48	74953	27.0
54	1350	SPK54	74715	27.0
54	1350	SPKHD54	74954	28.0
60	1500	SPK60	74716	28.0
60	1500	SPKHD60	74955	29.0
72	1800	SPK72	74717	30.0
72	1800	SPKHD72	74718	32.0
84	2100	SPKHD84	74719	34.0
96	2400	SPKHD96	74720	36.0
120	3000	SPKHD120	74721	40.0

\*Includes Spray Pole, Mounting Brackets, and 10' (3M) Hose.  
Standard-duty is for use on P-Type®, R-Type®, U-Type® 18" - 60", and EZS2 cleaners; Heavy-duty is for use on H-Type®, U-Type® 72" - 96", and MSS, MHS, and MDWS cleaners.  
Other sizes available upon request.



Spray Pole



Spray Pole Control Panel

### Replacement Parts

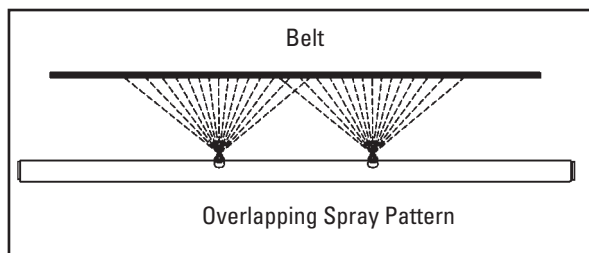
DESCRIPTION	ORDERING NUMBER	ITEM CODE	WT. LBS.
Standard Spray Pole Mounting Kit	SPMK2	75578	3.6
HD Spray Pole Mounting Kit	SPMK3	75579	3.7
SP Ball Valve	SPBV	74742	0.6
SP Y Strainer	SPYS	74743	1.5
SP Pressure Regulator	SPPR	74744	1.2
SP Hose 10 ft	SPH10	74745	2.9
Spray Pole Nozzle	SPN	74746	0.1
Spray Pole Gauge	SPG	74747	0.5
SP SS Pipe Nipple	SPPN	74748	0.1

### Control Assembly

DESCRIPTION	ORDERING NUMBER	ITEM CODE	WT. LBS.
SP Control Panel with Regulator, Strainer and Pressure Gauge	SPCP	74734	16.5

### Spray Nozzles Per Cleaner Size

in.	18	24	30	36	42	48	54	60	72	84	96	120
mm	450	600	750	900	1050	1200	1350	1500	1800	2100	2400	3000
Spray Nozzles	1	2	2	3	3	4	4	5	6	7	8	10



### Specifications

- Stainless steel pole with powder coated steel clamping brackets.
- Spray nozzles are spaced on 12" (300mm) centers.
- Delivers .98 gallons (3.7 liters) per minute at 60 psi (414 kPa).
- Generally will affect moisture content of material by less than ½%.
- Maximum inlet pressure is 300 psi (2069 kPa).
- Typical pressure setting is 40-60 psi (276-414 kPa).

# Product Ordering Information

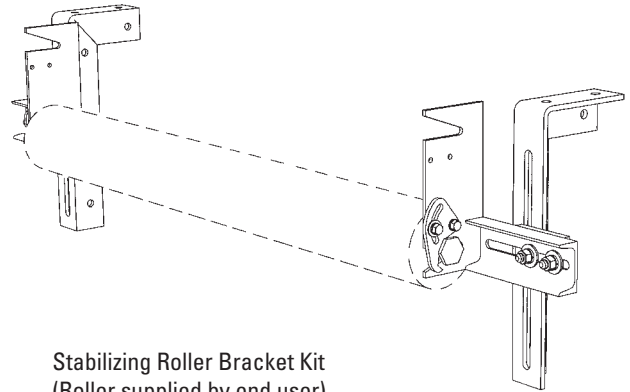
## Stabilizing Roller Bracket Kit Belt Cleaner Accessories

### Stabilizing Roller Bracket Kit\*

Provides universal brackets to mount the user's return roller as a hold-down (stabilizing) roller on top of the return side belt. Holds the belt flat so the belt cleaner can maximize its cleaning performance.

DESCRIPTION	ORDERING NUMBER	ITEM CODE	WT. LBS.
Stabilizing Roller Bracket Kit	SRBK	74941	34.0

\*Works with most CEMA C and D rollers.



Stabilizing Roller Bracket Kit  
(Roller supplied by end user)

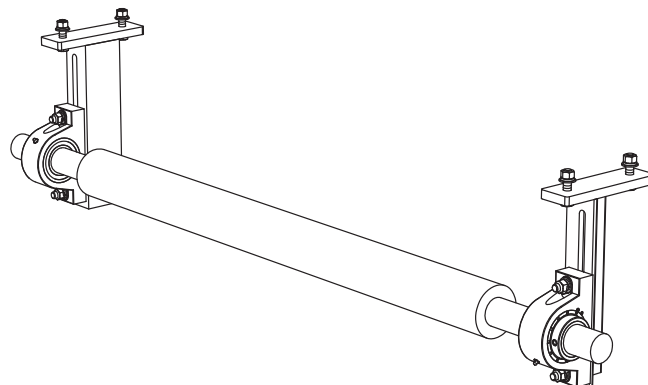
# Product Ordering Information

## Live-Shaft Hold-Down Roll Belt Cleaner Accessories

### Live-Shaft Hold-Down Roll

BELT WIDTH		ROLL DIAMETER		ORDERING NUMBER	ITEM CODE	WT. LBS
in.	mm	in.	mm			
24	600	4 1/2	114	HDR24	79010	159.0
30	750	4 1/2	114	HDR30	79011	169.0
36	900	4 1/2	114	HDR36	79012	180.0
42	1050	4 1/2	114	HDR42	79013	190.0
48	1200	4 1/2	114	HDR48	79014	249.0
54	1350	4 1/2	114	HDR54	79015	255.0
60	1500	4 1/2	114	HDR60	79016	265.0
72	1800	5	127	HDRS72*	79017	565.0
84	2100	5	127	HDRS84*	79018	615.0

Includes roller bracket kit  
\*72" and 84" feature solid roll



### Replacement Roll

BELT WIDTH		ROLL DIAMETER		ORDERING NUMBER	ITEM CODE	WT. LBS
in.	mm	in.	mm			
24	600	4 1/2	114	HDRR24	79019	114.0
30	750	4 1/2	114	HDRR30	79020	124.0
36	900	4 1/2	114	HDRR36	79021	135.0
42	1050	4 1/2	114	HDRR42	79022	145.0
48	1200	4 1/2	114	HDRR48	79023	204.0
54	1350	4 1/2	114	HDRR54	79024	210.0
60	1500	4 1/2	114	HDRR60	79025	220.0
72	1800	5	127	HDRRS72*	79026	520.0
84	2100	5	127	HDRRS84*	79027	570.0

\*72" and 84" feature solid roll

### Roller Bracket Kit\*

DESCRIPTION	ORDERING NUMBER	ITEM CODE	WT. LBS
Hold Down Roll Bracket Kit - 24" to 60"	HDRBK	79009	45.0
HD Hold Down Roll Bracket Kit - 72" to 84"	HDRBK-HD	79072	45.0

\*Includes Left and Right Bracket

### Add-On Grease Hose Extension Kit

DESCRIPTION	ORDERING NUMBER	ITEM CODE	WT. LBS
Grease Hose Extension Kit incl. 2 ea. 16" hose w/fittings and tie-downs	HDRGEK	79236	1.0

### Specifications:

- Overall Roll Length..... Belt Width +6" (150mm)
- Overall Shaft Length..... Belt Width +30" (750mm)
- Shaft Diameter ..... 24"- 42" (600-1050mm) - 1-15/16" diameter  
48"- 60" (1200-1500mm) - 2-7/16" diameter  
72"- 84" (1800-2100mm) - 2-15/16" diameter
- Shaft Construction..... 24"- 60" (600-1500mm) - 1045 CD  
72"- 84" (1800-2100mm) - turned from solid 4140 round stock

### Product Notes:

- For use in applications with belt cup or belt flap.
- By preventing these issues secondary cleaner performance and blade/tip life is enhanced.

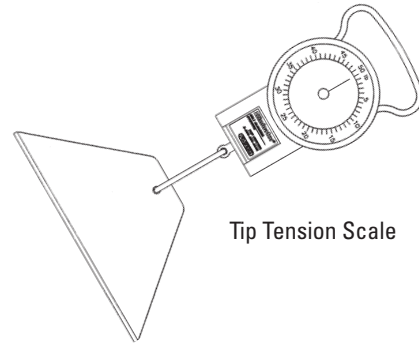
# Product Ordering Information

## Optional Installation Tools

### Tip Tension Scale

For easy checking of blade tension on all H-Type® Precleaners.

DESCRIPTION	ORDERING NUMBER	ITEM CODE	WT. LBS.
H Tip Tension Scale	HTTS	74141	0.1



Tip Tension Scale

### Spring Tension Chart

CLEANER	HXF	H V-Tip	H Protected V-Tip	Hi-Temp V-Tip
Pounds	28#	18#	18#	18#
Kg	12.7	8.2	8.2	8.2

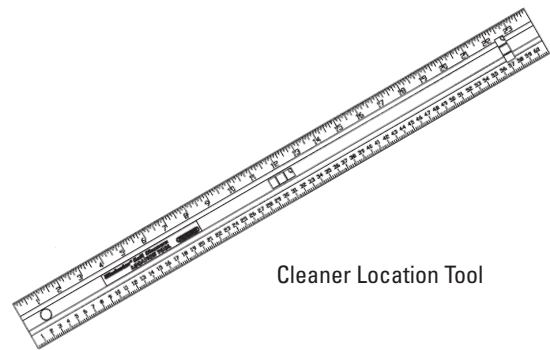
For installation and for retensioning blades during maintenance.

### Cleaner Location Tool

Handy 2-in-1 tool for measuring and leveling during cleaner installation.

DESCRIPTION	ORDERING NUMBER	ITEM CODE	WT. LBS.
Location Tool	ELT	74774	0.3

Length - 24" (600mm)

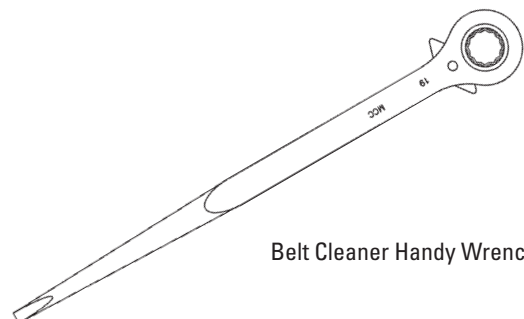


Cleaner Location Tool

### Belt Cleaner Handy Wrench

A ratcheting wrench with 2 common socket sizes (11/16" & 3/4", 17mm & 19mm) for belt cleaner installation and maintenance.

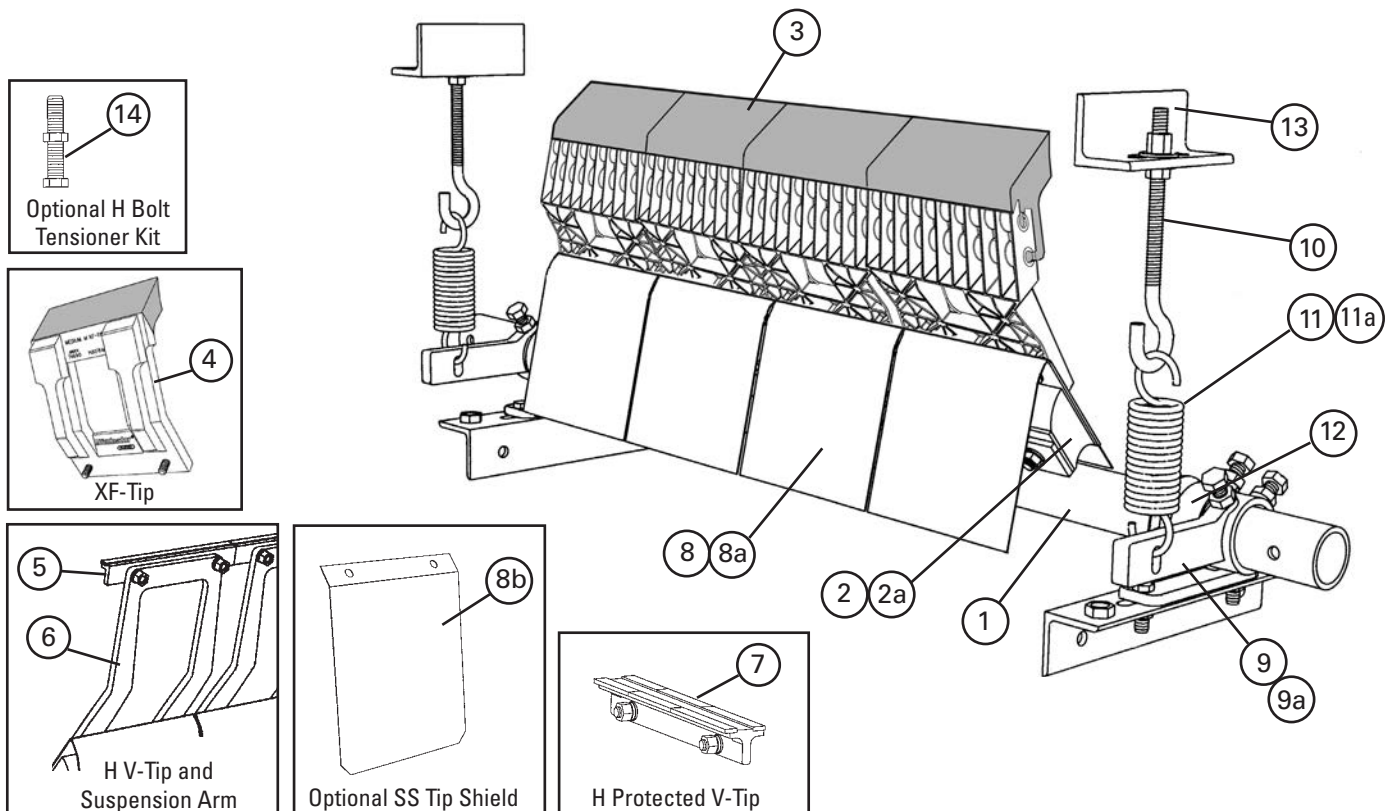
DESCRIPTION	ORDERING NUMBER	ITEM CODE	WT. LBS.
Belt Cleaner Handy Wrench	HW-BC	74100	1.2



Belt Cleaner Handy Wrench

# Product Ordering Information

## Old-Style H-Type® Cleaners Legacy Belt Cleaner Parts



### Replacement Parts

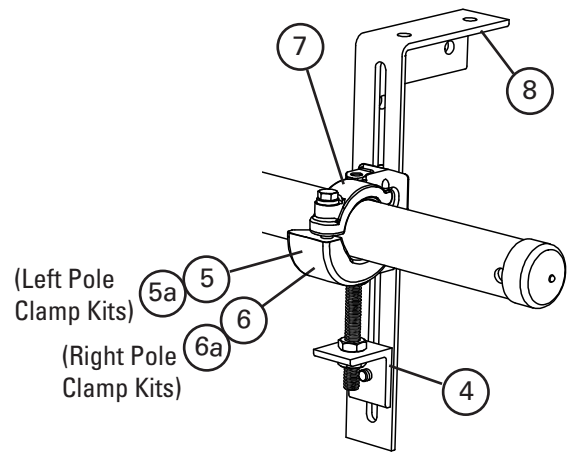
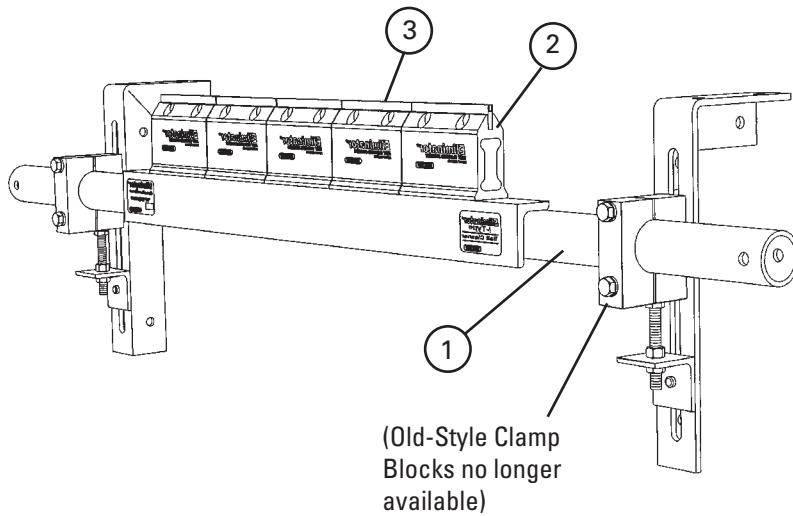
REF	DESCRIPTION	ORDERING NUMBER	ITEM CODE	WT. LBS.
1	18" (450mm) Pole	HP-18	78990	23.0
	24" (600mm) Pole	HP-24	78991	27.0
	30" (750mm) Pole	HP-30	78992	29.0
	36" (900mm) Pole	HP-36	78993	33.0
	42" (1050mm) Pole	HP-42	78994	43.0
	48" (1200mm) Pole	HP-48	78995	47.0
	54" (1350mm) Pole	HP-54	78996	53.0
	60" (1500mm) Pole	HP-60	78997	59.0
	72" (1800mm) Pole	HP-72	78998	66.0
2	H2 XF-Tip Cushion* (for HXF2 & HV Tips)	HXFC2	75902	4.0
2a	H2 F-Tip Cushion* (for SS HXF2 & SS HV Tips)	HFC2	75901	4.0
3	HXF2-Tip Extra Small*	HXF2-SS	75979	3.0
	HXF2-Tip Small*	HXF2-S	75980	3.4
	HXF2-Tip Medium*	HXF2-M	75981	3.8
	HXF2-Tip Large*	HXF2-L	75982	4.1
4	H XF-Tip Extra Small*	HXF8SS	74307	3.4
	H XF-Tip Small*	HXF8S	74689	3.8
	H XF-Tip Medium*	HXF8M	74690	4.1
	H XF-Tip Large*	HXF8L	74691	4.5
5	H V-Tip (for vulcanized belts only)	HVT8-S/S	75419	1.0
	H SSS Suspension Arm*	HSA8SSS	75565	0.4
	H SS Suspension Arm*	HSA8SS	73047	0.5
	H S Suspension Arm*	HSA8S	73048	1.0
	H M Suspension Arm*	HSA8M	73049	1.5
	H L Suspension Arm*	HSA8L	73063	2.0
6	H LL Suspension Arm*	HSA8LL	73064	2.5
	H Protected V-Tip* (for vulcanized belts only)	HVPT	73631	2.7

\*Hardware included  
Pole Diameter - 2-3/8" (60mm)

REF	DESCRIPTION	ORDERING NUMBER	ITEM CODE	WT. LBS.
8	H Polysshield	HPS8	73050	0.5
8a	H SS Cushion Shield	HSSCS	74772	0.6
8b	H SS Tip Shield	HSSTS	74771	0.5
9	H Adjusting Arm Repair Kit* (includes 1 adjusting arm)	HAR-K	78786	6.0
9a	H HD Adjusting Arm Repair Kit* (includes 1 adjusting arm)	HDARK	74550	8.0
10	J-Bolt Kit* (includes 1 ea.)	STJK	74417	0.7
11	Tension Spring (includes 1 ea.) for 18" (450mm)	STTS	74419	1.4
11a	HD Tension Spring (includes 1 ea.) for sizes 24" to 72" (600-1800mm)	HDTTS	74502	2.0
12	Pole Lock (includes 1 ea.)	EZP1PL	75641	1.1
13	Spring Tensioner J-Bolt Mount (incl. 1 ea.)	STJM	74775	3.0
-	H Mounting/J-Bolt Kit - Single (incl. 1 ea. items 9,10,11,12,13 and 2 ea. bracket/bearing)	H-MK1	78987	20.0
-	H Mounting/J-Bolt Kit - Dual (incl. 2 ea. items 9,10,11,12,13 and bracket/bearing)	H-MK2	78801	24.4
-	Spring Tension Kit - Single (incl. 1 ea. items 10,11, & 13 and 2 ea. item 12)	STKS	74505	6.8
-	Spring Tension Kit - Dual (includes 2 ea. items 10,11,12 & 13)	STKD	74504	11.2
-	Spring Tension Kit HS - Single (incl. 1 ea. items 10,11a, & 13 and 2 ea. item 12)	STKHSS	74313	8.0
-	Spring Tension Kit HS - Dual (includes 2 ea. items 10,11a,12 & 13)	STKHSD	74316	16.0
14	H Bolt Tensioner Kit (includes 2 adjusting bolts & 2 jam nuts)	HBTK	74776	0.5

# Product Ordering Information

# I-Type™ Legacy Belt Cleaner Parts



**New Style Clamp Block**

## I-Type™ Replacement Parts

REF	DESCRIPTION	ORDERING NUMBER	ITEM CODE	WT. LBS.
1	18" (450mm) Pole	EZS2P18	75652	25.0
	24" (600mm) Pole	EZS2P24	75653	28.0
	30" (750mm) Pole	EZS2P30	75654	30.0
	36" (900mm) Pole	EZS2P36	75655	34.0
	42" (1050mm) Pole	EZS2P42	75656	36.0
	48" (1200mm) Pole	EZS2P48	75657	39.0
	54" (1350mm) Pole	EZS2P54	75658	42.0
	60" (1500mm) Pole	EZS2P60	75659	77.0
	72" (1800mm) Pole	EZS2P72	75660	89.0
2	I Standard Cushion*	ISC	74534	2.1
3	I C-Tip* (for mechanically spliced and vulcanized belts)	ICT6	74535	0.7
4	Adjusting Bracket Kit (1 Right and 1 Left)	PAB	75513	1.5
5	Pole Clamp Kit LEFT* (1 ea.) (incl. item 7) for sizes 18"-54" (450-1350mm)	CCKL	79224	6.8
5a	HD Pole Clamp Kit LEFT* (1 ea.) (incl. item 7a) for sizes 60"-72" (1500-1800mm)	CCKHDL	79225	8.7
6	Pole Clamp Kit RIGHT* (1 ea.) (incl. item 7) for sizes 18"-54" (450-1350mm)	CCKR	79228	6.8
6a	HD Pole Clamp Kit RIGHT* (1 ea.) (incl. item 7a) for sizes 60"-72" (1500-1800mm)	CCKHDR	79229	8.7
7	Cradle Clamp Top Strap (1 ea.) for use on L or R Pole Clamp Kit	CCKTS	79232	1.1
7a	HD Cradle Clamp Top Strap (1 ea.) for use on L or R HD Pole Clamp Kit	CCKHDTs	79233	1.7
8	Mounting Bracket Kit (1 Right and 1 Left)	EZS2MBK	75666	13.0
-	Cradle Clamp Mounting Kit* for sizes 18"-54" (450-1350mm) (incl. 1 ea. Items 5, 6, & 8, 2 ea. Items 4 & 7)	CCMK	78919	33.0
-	HD Cradle Clamp Mounting Kit* for sizes 60"-72" (1500-1800mm) (incl. 1 ea. Items 5a, 6a, & 8, 2 ea. Items 4 & 7a)	CCMKHD	78920	36.7

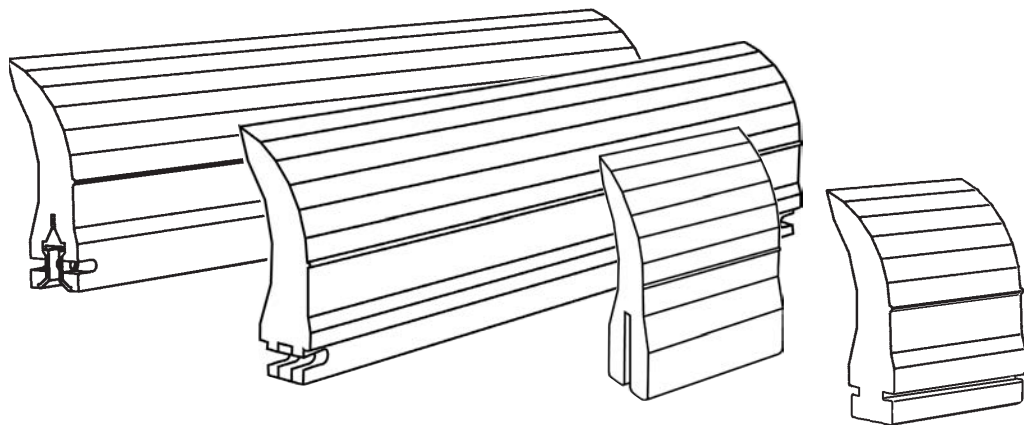
\*Hardware included.

Pole Diameter - 2-3/8" (60mm)



# Part Number Cross-Reference Guide

## ConShear™ Replacement Blades for OEM Belt Cleaners



### ConShear™ Blade Technology

The patented polyurethane blade design that delivers a conforming and shearing action to provide consistent belt cleaning.

- **Faceted Profile** - the blade forms a new cleaning edge each time the blade wears down to a new faceted section.
- **Long Wearing** - a proprietary polyurethane blend that provides up to 30% more wear life than conventional solid blades.
- **Material Path Option** - choose the blade size that spans just the material path on the belt. This minimizes differential wear between the ends and the center of the blade. It allows the blade to conform better to the belt for more cleaning power. See page 142 for more information.
- **Replacement Indicator** - a molded-in wear line provides easy visual notice when the blade is worn out and needs to be replaced.
- **Quick, Easy Change-Out** - simply pull one pin, remove the worn blade, insert the new blade and replace the pin.

For best cleaning and wear life results the ConShear blade must be located against the conveyor head pulley in the correct position and must be tensioned properly.  
**See page 142 for proper blade installation and tensioning instructions.**

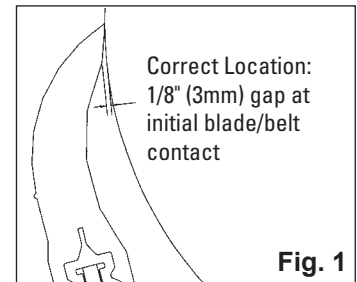
# Installation and Tensioning Tips

## ConShear™ Replacement Blades for OEM Belt Cleaners

For optimal cleaning efficiency and long wear life, the ConShear™ blade must be located and tensioned correctly on the belt head pulley. If the OEM cleaner pole is in the wrong location the performance of the new blade may be adversely affected. See "Possible Problems" below. For tensioning, please follow these instructions. Our recommended tensioning may be as much as 2 times more than the OEM recommendation, but the added tension is needed to take full advantage of the ConShear Blade Technology.

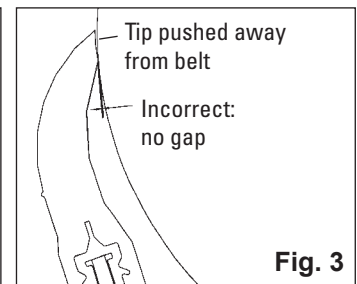
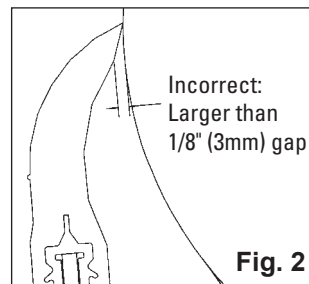
### Correct Location:

When blade contact is made against the head pulley (prior to tensioning) there should be a 1/16" (1.5mm) to 1/8" (3mm) gap at the bottom of the blade face (Fig. 1).



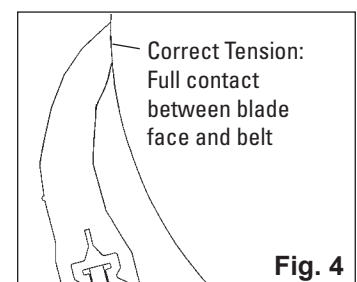
### Possible Problems:

- **Pole location too far out** - The initial blade/belt contact gap will be larger than 1/8" (3mm)(Fig. 2). If the blade is correctly tensioned it may flip through before it is fully worn. If tensioned too lightly, it will develop the "smile effect" quickly and not clean properly.
- **Pole location too far in** - If there is no gap at the initial blade/belt contact (Fig. 3), the tip of the blade may not be touching the belt. In this case, the blade will push away and lose its shearing (cleaning) effect. The blade may also develop a flap at the tip which may trap material.



### Correct Tensioning:

The blade should be tensioned until the gap is gone (Fig. 4).

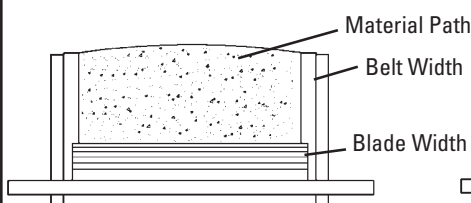


## The "Material Path" Option

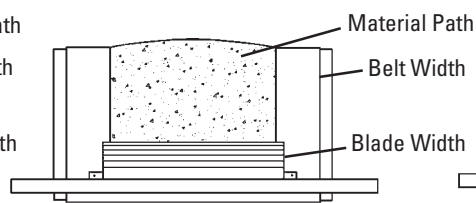
For optimal cleaning and reduced blade retensioning, the cleaner blade width should be sized to fit the material path of the belt. The material path is typically the center 2/3 of the belt width. Choosing a blade only slightly wider than the material path can decrease differential blade wear which reduces blade retensioning maintenance, as well as reducing the frequency of blade replacement.

### Match blade width to belt's material path

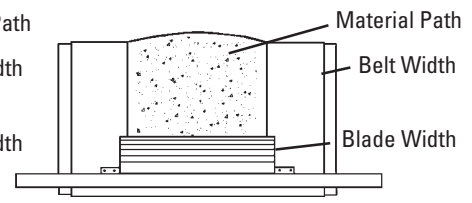
#### Belt Width Minus 50mm (2")



#### Belt Width Minus 200mm (8")



#### Belt Width Minus 350mm (14")



# Part Number Cross-Reference Guide

## Cross-Reference for Replacement of Martin® QC® #1 Standard Blades and Martin® Pit Viper™ Standard Blades

### Ordering Information

BELT WIDTH	ACTUAL BLADE LENGTH	MARTIN® QC #1® PART NUMBER	MARTIN® PIT VIPER™ PART NUMBER	ORDERING NUMBER	CONShear™ ITEM CODE	WT. LBS.
12"	10"	32773-1211	PV1211100R	CRB10	75628	4.6
18"	16"	32773-1811	PV1811160R	CRB16	75629	7.3
24"	22"	32773-2411	PV2411220R	CRB22	75630	10.1
30"	28"	32773-3011	PV3011280R	CRB28	75631	12.8
36"	34"	32773-3611	PV3611340R	CRB34	75632	15.5
42"	40"	32773-4211	PV4211400R	CRB40	75633	18.3
48"	46"	32773-4811	PV4811460R	CRB46	75634	21.0
54"	52"	32773-5411	PV5411520R	CRB52	75635	23.8
60"	58"	32773-6011	PV6011580R	CRB58	75636	26.5
72"	70"	32773-7211	PV7211700R	CRB70	75773	32.0

Additional blade sizes are available upon request. Call for pricing.  
NOTE: Blade coverage is 2 inches less than belt width.

NOTE: Also works on Baker-Bohnert Yellow Jacket™ Primary Cleaners.

### Replacement Blade Pin

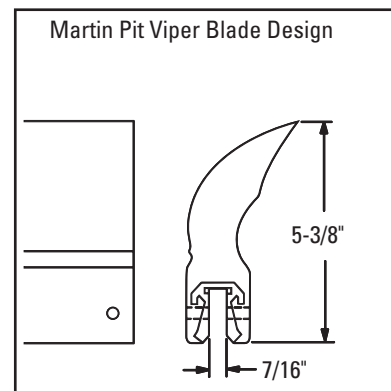
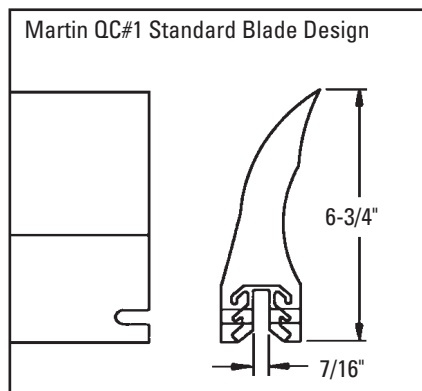
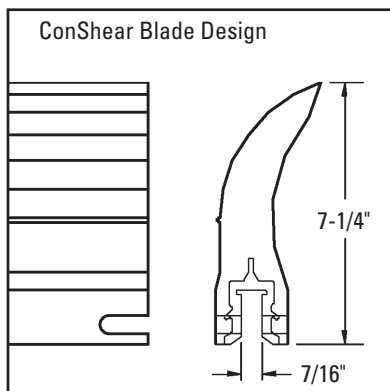
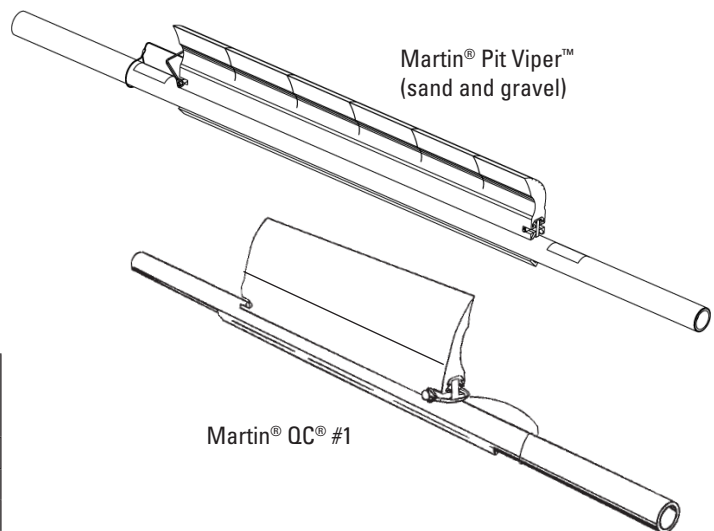
ORDERING NUMBER	ITEM CODE	WT. LBS.
EZP1BP	75642	0.1

### Specifications

SLOT WIDTH	POLE PLATE THICKNESS	CONShear BLADE HEIGHT	QC#1 BLADE HEIGHT
7/16"	5/16"	7-1/4"	6-3/4"

### Usable Blade Volume Comparison

BLADE TYPE	BLADE LENGTH	Usable BLADE AREA (cross-section)	Usable BLADE VOLUME
Martin® QC™ #1	28"	3.00 in <sup>2</sup>	84.0 in <sup>3</sup>
Martin® Pit Viper™	28"	4.20 in <sup>2</sup>	117.6 in <sup>3</sup>
ConShear™	28"	5.50 in <sup>2</sup>	154.0 in <sup>3</sup>



U.S. Patent No. D482,508S

ConShear™ is a trademark of Flexible Steel Lacing Company.

Martin® and QC® #1 are registered trademarks, and Pit Viper™ is a trademark of Martin Engineering, Neponset, IL.

Yellow Jacket™ is a trademark of Baker-Bohnert, Louisville, KY

# Part Number Cross-Reference Guide

## Cross-Reference for Replacement of Martin® QC® #1 Heavy-Duty Blades

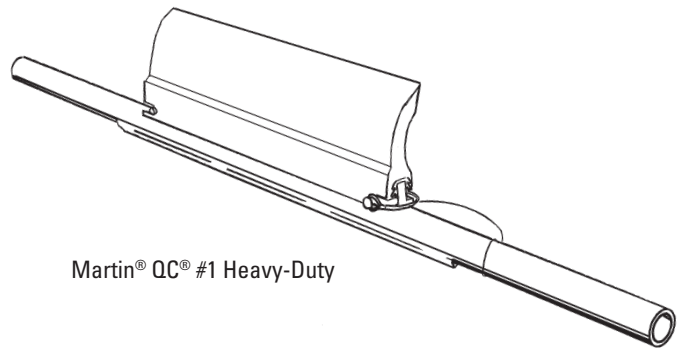
### Ordering Information

BELT WIDTH	ACTUAL BLADE LENGTH	MARTIN® PART NUMBER	ORDERING NUMBER	CONShear™ ITEM CODE	WT. LBS.
18"	12"	35381-1811	RBQC1HD-12	75985	5.5
24"	18"	35381-2411	RBQC1HD-18	75986	8.3
30"	24"	35381-3011	RBQC1HD-24	75987	11.0
36"	30"	35381-3611	RBQC1HD-30	75988	13.8
42"	36"	35381-4211	RBQC1HD-36	75989	16.6
48"	42"	35381-4811	RBQC1HD-42	75990	19.3
54"	48"	35381-5411	RBQC1HD-48	75991	22.1
60"	54"	35381-6011	RBQC1HD-54	75992	24.8
72"	66"	35381-7211	RBQC1HD-66	75993	30.4

Additional blade sizes are available upon request. Call for pricing.  
NOTE: Blade coverage is 6 inches less than belt width.

### Replacement Blade Pin

ORDERING NUMBER	ITEM CODE	WT. LBS.
RB38BP	79481	0.2



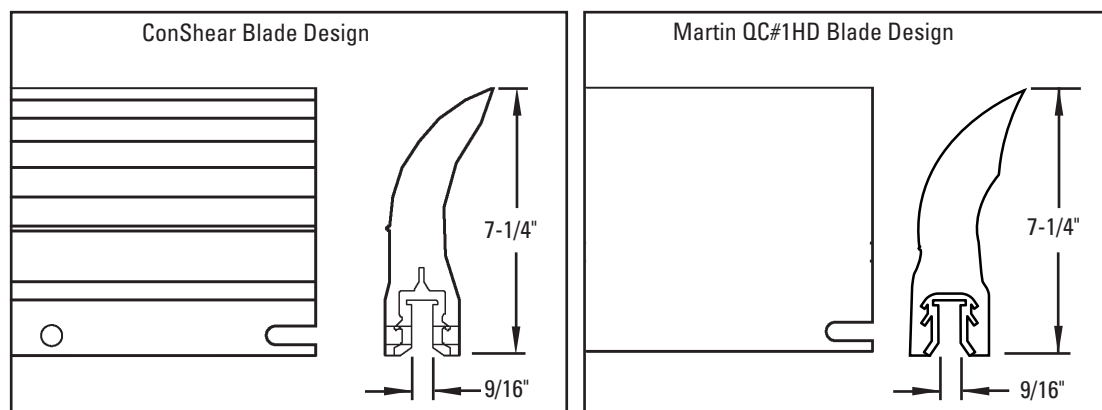
Martin® QC® #1 Heavy-Duty

### Specifications

SLOT WIDTH	POLE PLATE THICKNESS	CONShear BLADE HEIGHT	QC#1HD BLADE HEIGHT
9/16"	1/2"	7-1/4"	7-1/4"

### Usable Blade Volume Comparison

BLADE TYPE	BLADE LENGTH	Usable BLADE AREA (cross-section)	Usable BLADE VOLUME
Martin® QC™ #1 HD	28"	6.65 in <sup>2</sup>	186.2 in <sup>3</sup>
ConShear™	28"	5.50 in <sup>2</sup>	154.0 in <sup>3</sup>



U.S. Patent No. D482,508S

ConShear™ is a trademark of Flexible Steel Lacing Company.

Martin® and QC® #1 are registered trademarks of Martin Engineering, Neponset, IL.

# Part Number Cross-Reference Guide

## Cross-Reference for Replacement of Martin® QB® #1 Blades

### Ordering Information

BELT WIDTH	ACTUAL BLADE LENGTH	MARTIN® PART NUMBER	ORDERING NUMBER	CON SHEAR™ ITEM CODE	WT. LBS.
18"	16"	39344-181116OR	RBQB1-16/400	90935	7.3
24"	18"	39344-241118OR	RBQB1-18/450	90936	8.2
	22"	39344-241122OR	RBQB1-22/550	90937	10.1
30"	24"	39344-301124OR	RBQB1-24/600	90938	11.0
	28"	39344-301128OR	RBQB1-28/700	90939	12.8
36"	30"	39344-361130OR	RBQB1-30/750	90940	13.7
	34"	39344-361134OR	RBQB1-34/850	90941	15.5
42"	36"	39344-421136OR	RBQB1-36/900	90942	16.5
	40"	39344-421140OR	RBQB1-40/1000	90943	18.3
48"	42"	39344-481142OR	RBQB1-42/1050	90944	19.2
	46"	39344-481146OR	RBQB1-46/1150	90945	21.0
54"	48"	39344-541148OR	RBQB1-48/1200	90946	21.9
	52"	39344-541152OR	RBQB1-52/1300	90947	23.8
60"	54"	39344-601154OR	RBQB1-54/1350	90948	24.7
	58"	39344-601158OR	RBQB1-58/1450	90949	26.5
66"	60"	39344-661160OR	RBQB1-60/1500	90950	27.4
72"	64"	39344-721164OR	RBQB1-64/1600	90951	29.2
	70"	39344-721170OR	RBQB1-70/1750	90952	32.0
78"	72"	39344-781172OR	RBQB1-72/1800	90953	32.9

### Replacement Blade Clamp

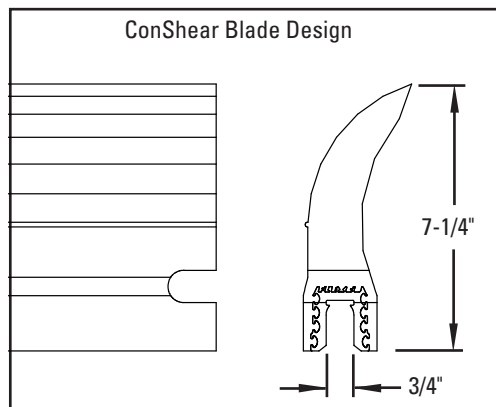
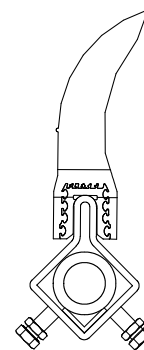
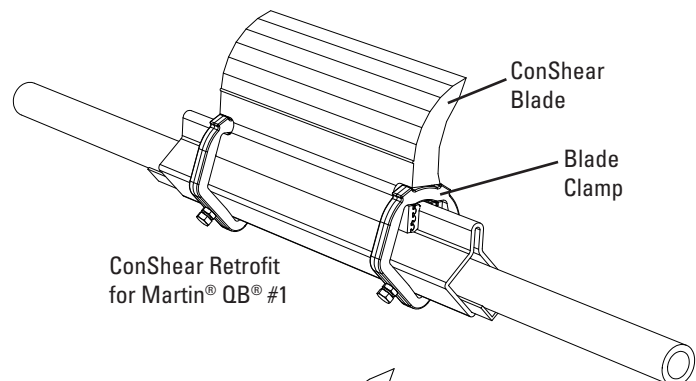
ORDERING NUMBER	ITEM CODE	WT. LBS.
QB1PCK	90954	4.8

### Specifications

SLOT WIDTH	CON SHEAR BLADE HEIGHT	QB#1 BLADE HEIGHT
3/4"	7-1/4"	6-1/2"

### Usable Blade Volume Comparison

BLADE TYPE	BLADE LENGTH	Usable BLADE AREA (cross-section)	Usable BLADE VOLUME
Martin® QB™ #1	28"	5.75 in <sup>2</sup>	161.0 in <sup>3</sup>
ConShear™	28"	5.50 in <sup>2</sup>	154.0 in <sup>3</sup>



U.S. Patent No. D482,508S  
 ConShear™ is a trademark of Flexible Steel Lacing Company.  
 Martin® and QB® #1 are registered trademarks of Martin Engineering, Neponset, IL.

# Part Number Cross-Reference Guide

## Cross-Reference for Replacement of Martin® QC® Extra Heavy-Duty Blades

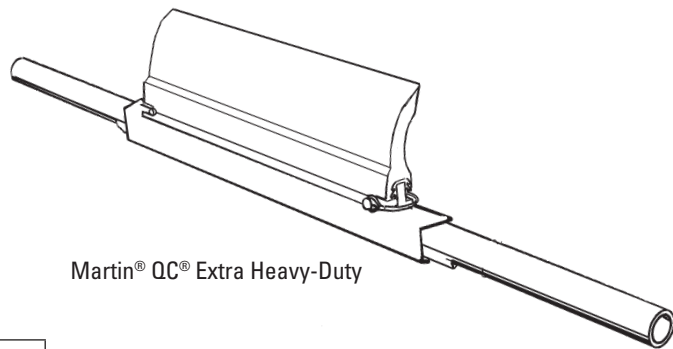
### Ordering Information

BELT WIDTH		BLADE WIDTH		MARTIN QC XHD PART NUMBER	ORDERING NUMBER	ITEM CODE	WT. LBS.
in.	mm	in.	mm				
24	600	18	450	35897-2411	TRB18	76485	21.0
30	750	24	600	35897-3011	TRB24	76486	28.0
36	900	30	750	35897-3611	TRB30	76487	35.0
42	1050	36	900	35897-4211	TRB36	76488	42.0
48	1200	42	1050	35897-4811	TRB42	76489	49.0
54	1350	48	1200	35897-5411	TRB48	76490	56.0
60	1500	54	1350	35897-6011	TRB54	76491	63.0
66	1650	60	1500	35897-6611	TRB60	76492	70.0
72	1800	66	1650	35897-7211	TRB66	76493	77.0
78	1950	72	1800	35897-7811	TRB72	76494	87.0
84	2100	78	1950	35897-8411	TRB78	76697	91.0
90	2250	84	2100	35897-9011	TRB84	77047	98.0
96	2400	90	2250	35897-9611	TRB90	77048	105.0

Additional blade sizes are available upon request. Call for pricing.  
NOTE: Blade coverage is 6 inches less than belt width.

### Replacement Blade Pin

ORDERING NUMBER	ITEM CODE	WT. LBS.
MMPBPK	76466	0.8



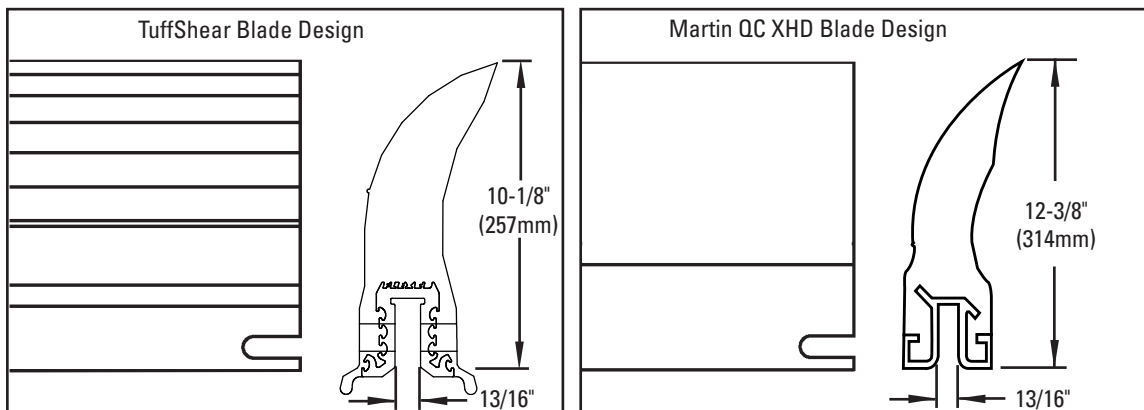
Martin® QC® Extra Heavy-Duty

### Specifications

SLOT WIDTH	POLE PLATE THICKNESS	TUFFSHEAR BLADE HEIGHT	QC XHD BLADE HEIGHT
13/16"	3/4"	10-1/8" (257mm)	12-3/8" (314mm)

### Usable Blade Volume Comparison

BLADE TYPE	BLADE LENGTH	Usable BLADE AREA (cross-section)	Usable BLADE VOLUME
Martin® QC™ XHD	30"	17.01 in <sup>2</sup>	510.3 in <sup>3</sup>
TuffShear™	30"	12.08 in <sup>2</sup>	362.7 in <sup>3</sup>



U.S. Patent No. D482,508S

TuffShear™ is a trademark of Flexible Steel Lacing Company.

Martin® and QC® #1 are registered trademarks of Martin Engineering, Neponset, IL.



# Part Number Cross-Reference Guide


## Cross-Reference for Replacement of Arch-Gordon Saber® Primary Blades

### Ordering Information

BELT WIDTH	ACTUAL BLADE LENGTH	ARCH/GORDON PART NUMBER	ORDERING NUMBER	CONShear™ ITEM CODE	WT. LBS.
18"	16"	MRBSB000180000	RBAGS-16	75995	7.3
18"	18"	MRBSB00018F000	RBAGS-18	76967	8.2
24"	22"	MRBSB000240000	RBAGS-22	75996	10.1
24"	24"	MRBSB00024F000	RBAGS-24	76968	11.0
30"	28"	MRBSB000300000	RBAGS-28	75997	12.8
30"	30"	MRBSB00030F000	RBAGS-30	76969	13.7
36"	34"	MRBSB000360000	RBAGS-34	75998	15.5
36"	36"	MRBSB00036F000	RBAGS-36	76970	16.5
42"	40"	MRBSB000420000	RBAGS-40	75999	18.3
42"	42"	MRBSB00042F000	RBAGS-42	76971	19.2
48"	46"	MRBSB000480000	RBAGS-46	76028	21.0
48"	48"	MRBSB00048F000	RBAGS-48	76972	21.9
54"	52"	MRBSB000540000	RBAGS-52	76029	23.8
54"	54"	MRBSB00054F000	RBAGS-54	76973	24.7
60"	58"	MRBSB000600000	RBAGS-58	76030	26.5
60"	60"	MRBSB00060F000	RBAGS-60	76974	27.4
72"	70"	MRBSB000720000	RBAGS-70	76031	32.0
72"	72"	MRBSB00072F000	RBAGS-72	76975	32.9
84"	84"	MRBSB00084F000	RBAGS-84	76976	38.4

Additional blade sizes are available upon request. Call for pricing.

NOTE: Also works on Falcon Primary Cleaners (Canada).



Arch/Gordon Saber®

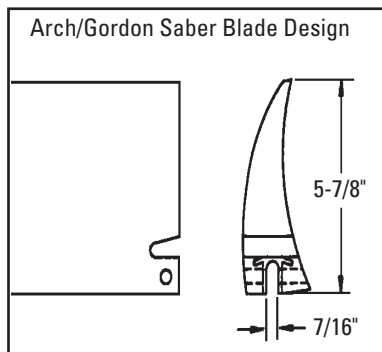
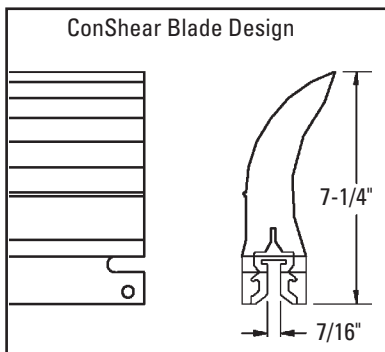
### Replacement Blade Pin

ORDERING NUMBER	ITEM CODE	WT. LBS.
EZP1BP	75642	0.1

### ConShear-LS for Arch/Gordon Mini-Saber Blades

BELT WIDTH		BLADE WIDTH		ARCH/GORDON PART NUMBER	ORDERING NUMBER	CONShear-LS ITEM CODE	WT. LBS.
in.	mm	in.	mm				
18	450	16	400	MRBMN00018	RBAGM-16	77106	3.3
24	600	22	550	MRBMN00024	RBAGM-22	77107	4.6
30	750	28	700	MRBMN00030	RBAGM-28	77108	5.8
36	900	34	850	MRBMN00036	RBAGM-34	77109	7.1
42	1050	40	1000	MRBMN00042	RBAGM-40	77110	8.3
48	1200	46	1150	MRBMN00048	RBAGM-46	77111	9.6

Additional sizes are available upon request. Call for pricing.



### Specifications

SLOT WIDTH	POLE PLATE THICKNESS	CONShear BLADE HEIGHT	SABER BLADE HEIGHT
7/16"	3/8"	7-1/4"	5-7/8"

### Usable Blade Volume Comparison

BLADE TYPE	BLADE LENGTH	Usable BLADE AREA (cross-section)	Usable BLADE VOLUME
Arch/Gordon Saber®	28"	3.06 in <sup>2</sup>	85.7 in <sup>3</sup>
ConShear™	28"	5.50 in <sup>2</sup>	154.0 in <sup>3</sup>

U.S. Patent No. D482,508S

ConShear™ is a trademark of Flexible Steel Lacing Company.

Saber® is a registered trademark of Arch Environmental Equipment Inc., Paducah, KY.

# Part Number Cross-Reference Guide

## Cross-Reference for Replacement of Arch/Gordon Saber™ (SCM) Channel Mount Blades

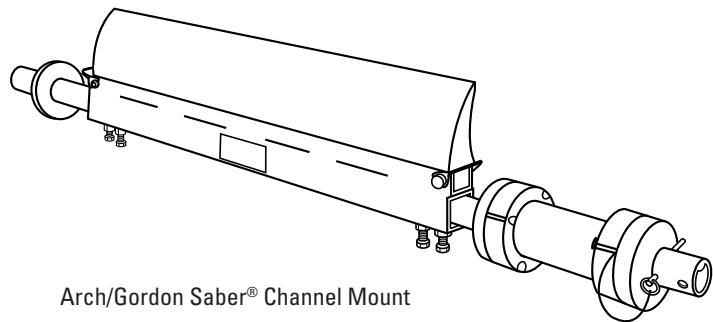
### Ordering Information

BELT WIDTH	ACTUAL BLADE LENGTH	ARCH/GORDON PART NUMBER	ARCH/GORDON OLD PART NUMBER	ORDERING NUMBER	CONShear™ ITEM CODE	WT. LBS.
18"	16"	MRBCM00018	SCM-016-18	RBAGSCM-16	76572	7.3
24"	22"	MRBCM00024	SCM-016-24	RBAGSCM-22	76573	10.1
30"	28"	MRBCM00030	SCM-016-30	RBAGSCM-28	76574	12.8
36"	34"	MRBCM00036	SCM-016-36	RBAGSCM-34	76575	15.5
42"	40"	MRBCM00042	SCM-016-42	RBAGSCM-40	76576	18.3
48"	46"	MRBCM00048	SCM-016-48	RBAGSCM-46	76577	21.0
54"	52"	MRBCM00054	SCM-016-54	RBAGSCM-52	76578	23.8
60"	58"	MRBCM00060	SCM-016-60	RBAGSCM-58	76579	26.5
72"	70"	MRBCM00072	SCM-016-72	RBAGSCM-70	76581	32.0

Additional blade sizes are available upon request. Call for pricing.  
NOTE: Blade coverage is 2 inches less than belt width.

### Replacement Blade Pin

ORDERING NUMBER	ITEM CODE	WT. LBS.
EZP1BP	75642	0.1



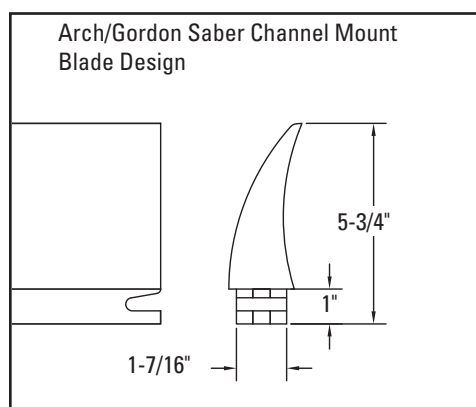
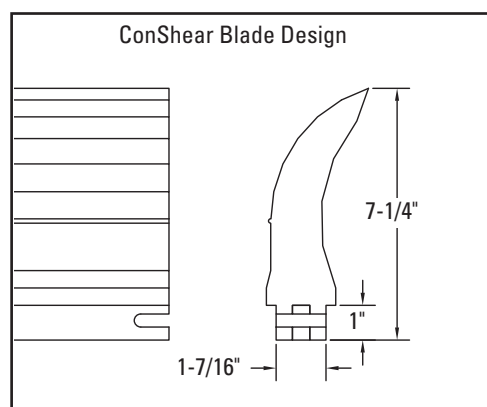
Arch/Gordon Saber® Channel Mount

### Specifications

BASE WIDTH	CONShear BLADE HEIGHT	CHANNEL MOUNT BLADE HEIGHT
1-7/16"	7-1/4"	5-3/4"

### Usable Blade Volume Comparison

BLADE TYPE	BLADE LENGTH	Usable BLADE AREA (cross-section)	Usable BLADE VOLUME
Arch/Gordon Saber® Channel Mount	28"	3.06 in <sup>2</sup>	85.7 in <sup>3</sup>
ConShear™	28"	5.50 in <sup>2</sup>	154.0 in <sup>3</sup>



U.S. Patent No. D482,508S

ConShear™ is a trademark of Flexible Steel Lacing Company.

Saber® is a registered trademark of Arch Environmental Equipment Inc., Paducah, KY.

# Part Number Cross-Reference Guide


## Cross-Reference for Replacement of Superior Exterra® Blades

### Ordering Information

BELT WIDTH	ACTUAL BLADE LENGTH	SUPERIOR EXTERRA® PART NUMBER	ORDERING NUMBER	CON SHEAR™ ITEM CODE	WT. LBS.
12"	10"	07-00540	RBSE-10	79861	4.6
18"	16"	07-00541	RBSE-16	79862	7.3
24"	22"	07-00542	RBSE-22	79863	10.1
30"	28"	07-00543	RBSE-28	79864	12.8
36"	34"	07-00544	RBSE-34	79865	15.5
42"	40"	07-00545	RBSE-40	79866	18.3
48"	46"	07-00546	RBSE-46	79867	21.0
54"	52"	07-00547	RBSE-52	79868	23.8
60"	58"	07-00549	RBSE-58	79869	26.5
66"	64"	07-00548	RBSE-64	79870	29.3
72"	70"	07-00550	RBSE-70	79871	32.0

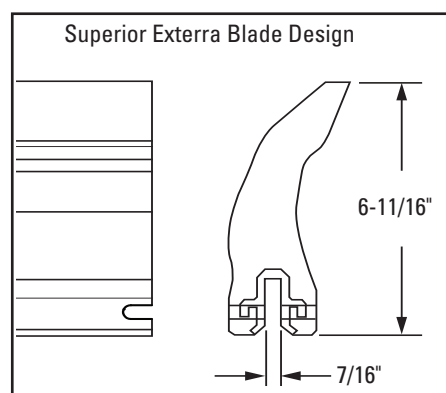
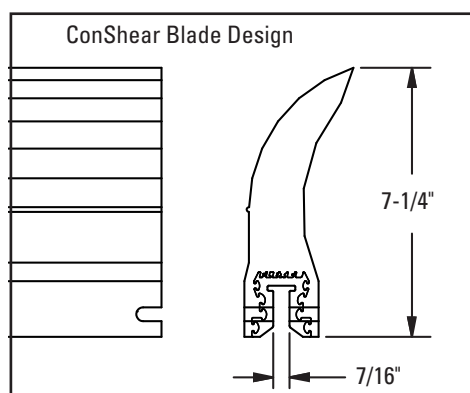
Additional blade sizes are available upon request. Call for pricing.

NOTE: Blade coverage is 2 inches less than belt width.



### Specifications

SLOT WIDTH	POLE PLATE THICKNESS	CON SHEAR BLADE HEIGHT	EXTERRA BLADE HEIGHT
7/16"	3/8"	7-1/4"	6-11/16"



U.S. Patent No. D482,508S

ConShear™ is a trademark of Flexible Steel Lacing Company.

Exterra® is a registered trademark of Superior Industries, Inc. Morris, MN

# Part Number Cross-Reference Guide

## Cross-Reference for Replacement of ASGCO® Skalper® III and IV Blades\*

### Ordering Information

BELT WIDTH	ACTUAL BLADE LENGTH	ASGCO® PART NUMBER	ORDERING NUMBER	CON SHEAR™ ITEM CODE	WT. LBS.
18"	18"	ASG-SK4-18A	RBAS4-18	76032	8.3
24"	24"	ASG-SK4-24A	RBAS4-24	76033	11.0
30"	30"	ASG-SK4-30A	RBAS4-30	76034	13.8
36"	36"	ASG-SK4-36A	RBAS4-36	76035	16.6
42"	42"	ASG-SK4-42A	RBAS4-42	76036	19.3
48"	48"	ASG-SK4-48A	RBAS4-48	76037	22.1
54"	54"	ASG-SK4-54A	RBAS4-54	76038	24.8
60"	60"	ASG-SK4-60A	RBAS4-60	76039	27.6
72"	72"	ASG-SK4-72A	RBAS4-72	76040	33.1

Additional blade sizes are available upon request. Call for pricing.

NOTE: Blade coverage is the same as the belt width.

Blade design is identical to Argonics replacement blade, except for length. Can be interchanged.

\*Also interchangeable with ASGCO® Skalper® III Blades.

### Replacement Blade Pin

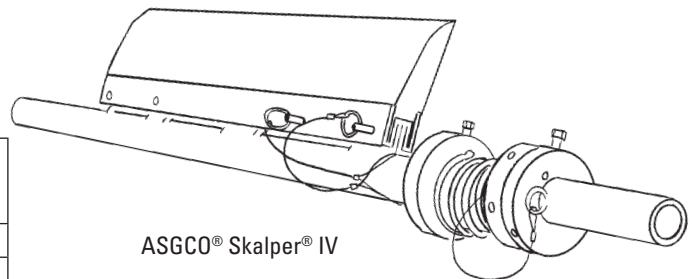
ORDERING NUMBER	ITEM CODE	WT. LBS.
RB38BP	79481	0.2

### Specifications

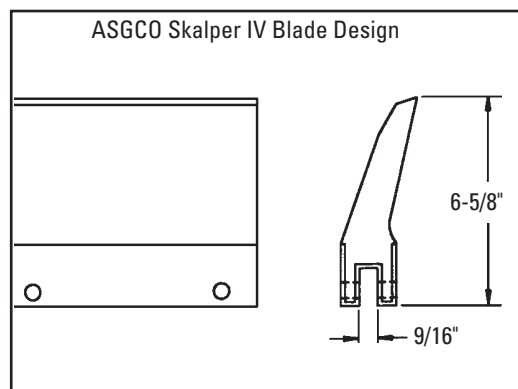
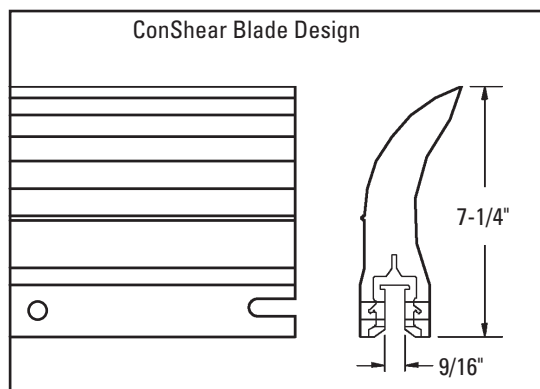
SLOT WIDTH	POLE PLATE THICKNESS	CON SHEAR™ BLADE HEIGHT	SKALPER BLADE HEIGHT
9/16"	1/2"	7-1/4"	6-5/8"

### Usable Blade Volume Comparison

BLADE TYPE	BLADE LENGTH	Usable BLADE AREA (cross-section)	Usable BLADE VOLUME
ASGCO® Skalper® IV	28"	3.29 in <sup>2</sup>	92.1 in <sup>3</sup>
ConShear™	28"	5.50 in <sup>2</sup>	154.0 in <sup>3</sup>



ASGCO® Skalper® IV



U.S. Patent No. D482,508S

ConShear™ is a trademark of Flexible Steel Lacing Company.

ASGCO® and Skalper® are registered trademarks of ASGCO Mfg, Inc., Allentown, PA.

# Part Number Cross-Reference Guide

## Cross-Reference for Replacement of Argonics™ Raptor™ Blades

### Ordering Information

BELT WIDTH	ACTUAL BLADE LENGTH	ARGONICS PART NUMBER	ORDERING NUMBER	CONShear™ ITEM CODE	WT. LBS.
12"	10"	CP-RE-10-G83	RBAER-10	76041	4.6
18"	16"	CP-RE-16-G83	RBAER-16	76042	7.3
24"	22"	CP-RE-22-G83	RBAER-22	76043	10.1
30"	28"	CP-RE-28-G83	RBAER-28	76044	12.8
36"	34"	CP-RE-34-G83	RBAER-34	76045	15.5
42"	40"	CP-RE-40-G83	RBAER-40	76046	18.3
46"	44"	CP-RE-44-G83	RBAER-44	76655	20.1
48"	46"	CP-RE-46-G83	RBAER-46	76047	21.0
54"	52"	CP-RE-52-G83	RBAER-52	76048	23.8
60"	58"	CP-RE-58-G83	RBAER-58	76049	26.5
72"	70"	CP-RE-70-G83	RBAER-70	76050	32.0

Additional blade sizes are available upon request. Call for pricing.

NOTE: Blade coverage is 2 inches less than the belt width.

Blade design is identical to ASGCO replacement blade, except for length. Can be interchanged.

### Replacement Blade Pin

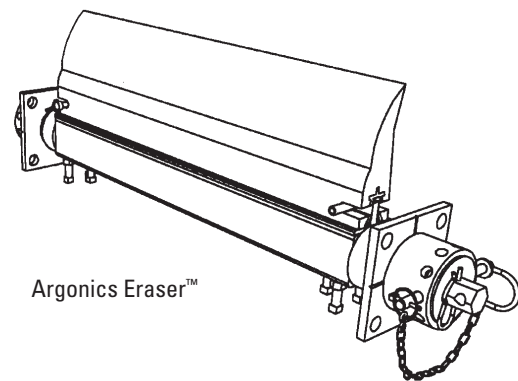
ORDERING NUMBER	ITEM CODE	WT. LBS.
RB38BP	79481	0.2

### Specifications

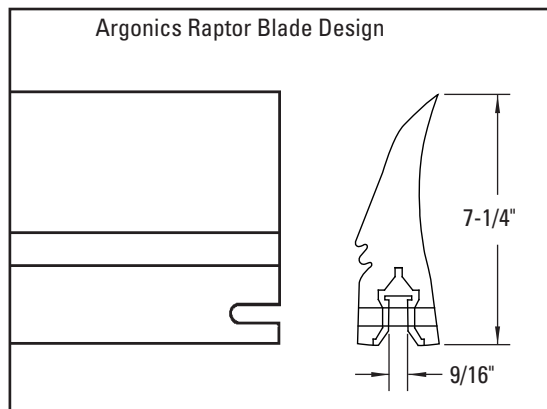
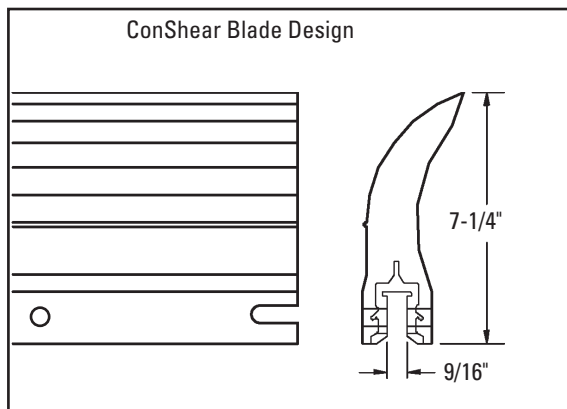
SLOT WIDTH	POLE PLATE THICKNESS	CONShear BLADE HEIGHT	RAPTOR BLADE HEIGHT
9/16"	1/2"	7-1/4"	7-1/4"

### Usable Blade Volume Comparison

BLADE TYPE	BLADE LENGTH	Usable BLADE AREA (cross-section)	Usable BLADE VOLUME
Argonics™ Raptor™	28"	4.25 in <sup>2</sup>	119.0 in <sup>3</sup>
ConShear™	28"	5.50 in <sup>2</sup>	154.0 in <sup>3</sup>



Argonics Eraser™



U.S. Patent No. D482,508S

ConShear™ is a trademark of Flexible Steel Lacing Company.

Eraser™ and Raptor™ are registered trademarks of Argonics, Inc., Marquette, MI.

# Part Number Cross-Reference Guide

## Cross-Reference for Replacement of Stephens-Adamson Metso/Trellex Blades

### Ordering Information

ACTUAL BLADE LENGTH	SA PART NUMBER	ORDERING NUMBER	CONSHEAR™ ITEM CODE	WT. LBS.
6"	ABC90	RB6SA	76570	3.1

Blades fit into cartridge that mounts on the pole.

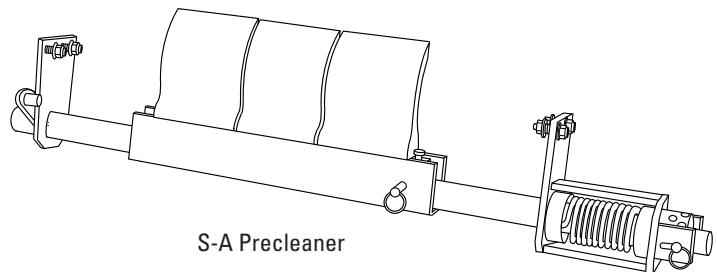
### Cleaner Blades Required Per Belt Width

in.	18	24	30	36	42	48	54	60	72
mm	450	600	750	900	1050	1200	1350	1500	1800
Blades Required	2	3	4	5	6	7	8	9	11

NOTE: Blade coverage is 6 inches less than the belt width.

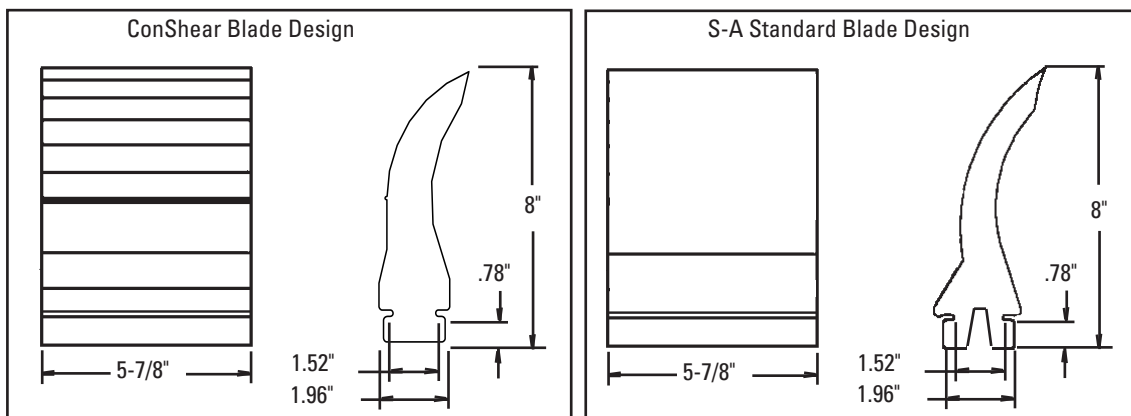
### Specifications

BASE WIDTH	BASE HEIGHT	CONSHEAR BLADE HEIGHT	S-A BLADE HEIGHT
1.96"	.78"	8"	8"



### Usable Blade Volume Comparison

BLADE TYPE	BLADE LENGTH	Usable BLADE AREA (cross-section)	Usable BLADE VOLUME
S-A Metso/Trellex	6"	3.88 in <sup>2</sup>	22.8 in <sup>3</sup>
ConShear™	6"	5.50 in <sup>2</sup>	33.0 in <sup>3</sup>



U.S. Patent No. D482,508S

ConShear™ is a trademark of Flexible Steel Lacing Company.

# Part Number Cross-Reference Guide

## Cross-Reference for Replacement of Martin® Durt Hawg® Precleaner Blades

### Ordering Information

ACTUAL BLADE LENGTH	MARTIN® PART NUMBER	ORDERING NUMBER	CON SHEAR™ ITEM CODE	WT. LBS.
6"	27987-C	RB6DH	76571	3.3

### Cleaner Blades Required Per Belt Width

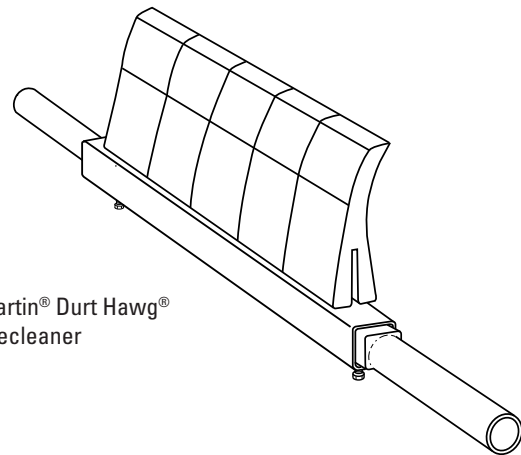
in.	18	24	30	36	42	48	54	60	72
mm	450	600	750	900	1050	1200	1350	1500	1800
Blades Required	2	3	4	5	6	7	8	9	11

NOTE: Blade coverage is 6 inches less than the belt width.

### Specifications

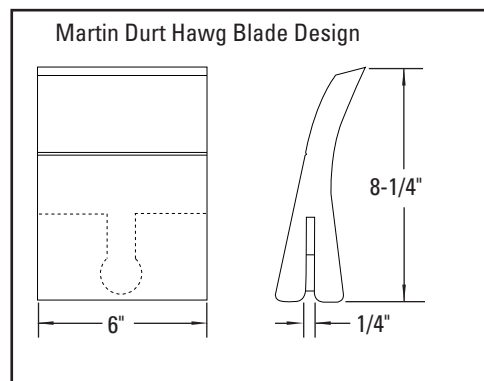
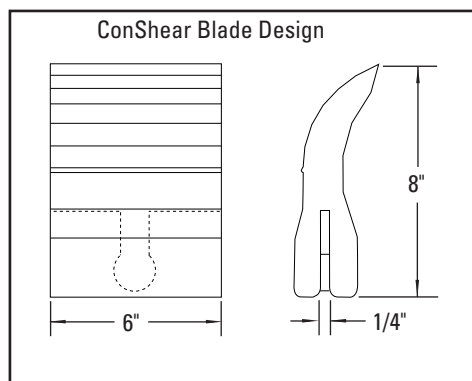
SLOT WIDTH	CON SHEAR™ BLADE HEIGHT	DURT HAWG BLADE HEIGHT
1/4"	8"	8 1/4"

Martin® Durt Hawg®  
Precleaner



### Usable Blade Volume Comparison

BLADE TYPE	BLADE LENGTH	Usable BLADE AREA (cross-section)	Usable BLADE VOLUME
Martin® Durt Hawg	6"	3.80 in <sup>2</sup>	22.2 in <sup>3</sup>
ConShear™	6"	5.50 in <sup>2</sup>	33.0 in <sup>3</sup>



U.S. Patent No. D482,508S

ConShear™ is a trademark of Flexible Steel Lacing Company. Martin® and Durt Hawg® are registered trademarks of Martin Engineering, Neponset, IL.



# Part Number Cross-Reference Guide

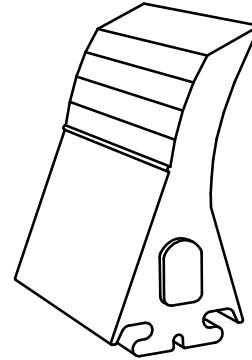
## Cross-Reference for Replacement of Martin® Durt Tracker® Precleaner Blades SD 6

### Ordering Information

BLADE WIDTH	ORDERING NUMBER	ITEM CODE	WT. LBS.
6" (152mm)	RBDT-6C	90614	3.2

### Specifications

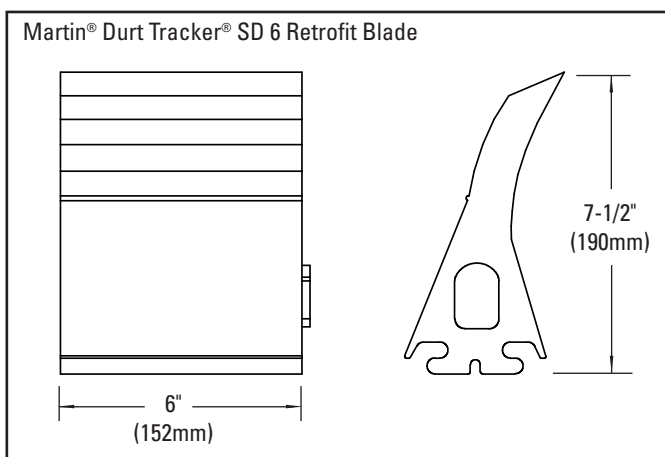
BLADE TYPE	BLADE WIDTH	BLADE HEIGHT
SD 6	6" (152mm)	7 1/2" (190mm)



Martin® Durt Tracker®  
Replacement Blade

### Usable Blade Volume

BLADE TYPE	BLADE WIDTH	Usable BLADE AREA (cross-section)	Usable BLADE VOLUME
Martin® Durt Tracker® SD 6 Retrofit Blade	6" (152mm)	3.7 in <sup>2</sup> (.00239m <sup>2</sup> )	22.3 in <sup>3</sup> (.00037m <sup>3</sup> )



Martin® and Durt Tracker® are registered trademarks of Martin Engineering, Neponset, IL.

# Part Number Cross-Reference Guide

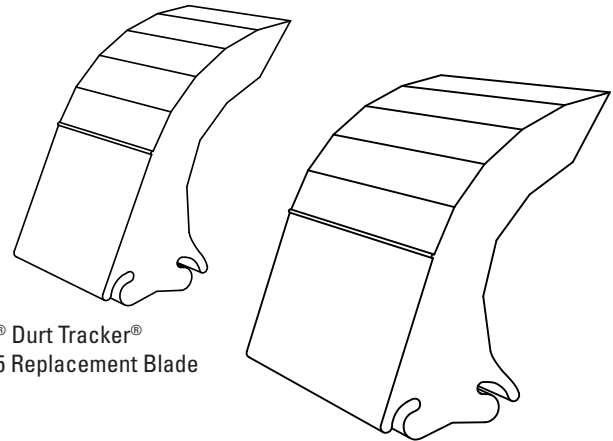
## Cross-Reference for Replacement of Martin® Durt Tracker® XHD Precleaner Blades XHD 6.5 & XHD 13

### Ordering Information

BLADE WIDTH	ORDERING NUMBER	ITEM CODE	WT. LBS.
6.5" (165mm)	RBDTXHD-6.5C	77517	6.5
13" (330mm)	RBDTXHD-13C	90615	13.1

### Specifications

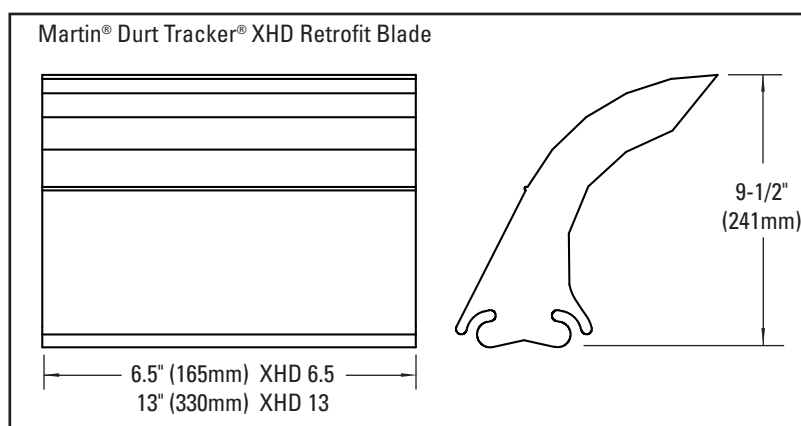
BLADE TYPE	BLADE WIDTH	BLADE HEIGHT
XHD 6.5	6.5" (165mm)	9 1/2" (241mm)
XHD 13	13" (330mm)	



Martin® Durt Tracker®  
XHD 13 Replacement Blade

### Usable Blade Volume

BLADE TYPE	BLADE WIDTH	Usable BLADE AREA (cross-section)	Usable BLADE VOLUME
Martin® Durt Tracker® XHD 6.5 Retrofit Blade	6.5" (165mm)	12.1 in <sup>2</sup> (.00781m <sup>2</sup> )	78 in <sup>3</sup> (.00128m <sup>3</sup> )
Martin® Durt Tracker® XHD 13 Retrofit Blade	13" (330mm)		156 in <sup>3</sup> (.00256m <sup>3</sup> )



Martin® and Durt Tracker® are registered trademarks of Martin Engineering, Neponset, IL.

# Product Ordering Information

V-Plow



## V-Plow\*


SIZE	BELT WIDTH		ORDERING NUMBER	ITEM CODE	WT. LBS.
	in.	mm			
Extra Small	18-24	450-600	CBV-XS	73131	53.0
Small	30-36	750-900	CBV-S	73132	65.0
Medium	42-48	1050-1200	CBV-M	73133	74.0
Large	54-60	1350-1500	CBV-L	73134	84.0
72"	72	1800	CBV-72	74389	150.0
84"	84	2100	CBV-84	74390	175.0
96"	96	2400	CBV-96	74391	200.0

\*Use next larger size for belt widths between ranges.

## Replacement Blade Kits\*\*

SIZE	BELT WIDTH		ORDERING NUMBER	ITEM CODE	WT. LBS.
	in.	mm			
Extra Small	18-24	450-600	VBK-XS	73190	4.5
Small	30-36	750-900	VBK-S	73191	6.0
Medium	42-48	1050-1200	VBK-M	73192	7.5
Large	54-60	1350-1500	VBK-L	73193	9.0
72"	72	1800	VBK-72	74457	13.0
84"	84	2100	VBK-84	74458	15.0
96"	96	2400	VBK-96	74459	17.0

\*\*Kit includes blades and replacement blade bolts.



## Optional Polyurethane Blade Kits\*\*

Typically provides 3 to 5 times longer wear life.

SIZE	BELT WIDTH		ORDERING NUMBER	ITEM CODE	WT. LBS.
	in.	mm			
Extra Small	18-24	450-600	VUBK-XS	75570	5.4
Small	30-36	750-900	VUBK-S	75571	8.0
Medium	42-48	1050-1200	VUBK-M	75572	10.5
Large	54-60	1350-1500	VUBK-L	75573	13.0
72"	72	1800	VUBK-72	75574	15.9
84"	84	2100	VUBK-84	75575	18.5
96"	96	2400	VUBK-96	75576	21.0

\*\*Kit includes blades and replacement blade bolts.

## Product Notes:

- Exclusive blade design - 20° slant on leading edge spirals debris off the belt.
- Self-adjusting blade - the blade floats on the belt and self-adjusts as it wears.
- Unique blade adjuster - turnbuckle-type adjuster allows the blade to be accurately positioned to the belt.
- Easy to install - comes fully assembled and can be placed right into position on the conveyor.

# Product Ordering Information

## Diagonal Plow

### Diagonal Plows\*

SIZE	BELT WIDTH		ORDERING NUMBER	ITEM CODE	WT. LBS.
	in.	mm			
Small	18-30	450-750	RDP1-S	74692	45.0
Medium	36-42	900-1050	RDP1-M	74693	56.0
Large	48-60	1200-1500	RDP1-L	74694	70.0
Extra Large	72-84	1800-2100	RDP1-XL	74695	96.0

\*Use next larger size for belt widths between ranges.



### Replacement Blade Kits\*\*

SIZE	BELT WIDTH		ORDERING NUMBER	ITEM CODE	WT. LBS.
	in.	mm			
Small	18-30	450-750	RDPBK-S	74699	4.0
Medium	36-42	900-1050	RDPBK-M	74700	5.6
Large	48-60	1200-1500	RDPBK-L	74701	8.4
Extra Large	72-84	1800-2100	RDPBK-XL	74702	12.0

\*\*Kit includes blade and replacement blade bolts.



### Product Notes:

- A belt cleaner for the tail pulley. Prevents damage to the belt, pulley, lagging, and belt splice.
- Keeps fugitive materials off the inside of the belt and out of the tail pulley.
- Installed at a 45° angle across the belt to discharge material to one predetermined side.
- The blade is installed in a fixed position, eliminating any bouncing problems.
- Exclusive 20° angled blade quickly spirals material off the belt.

# Specifications & Guidelines

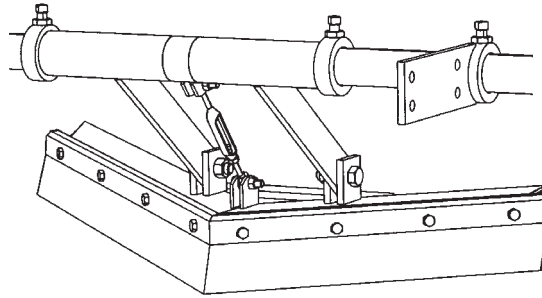
## V-Plow & Diagonal Plow

### V-Plow

#### Belt Width Specifications

SIZE	BELT WIDTH (Min-Max)	
	in.	mm
Extra Small	18-24	450-600
Small	30-36	750-900
Medium	42-48	1050-1200
Large	54-60	1350-1500
72"	72	1800
84"	84	2100
96"	96	2400

Use next larger size for belt widths between ranges.

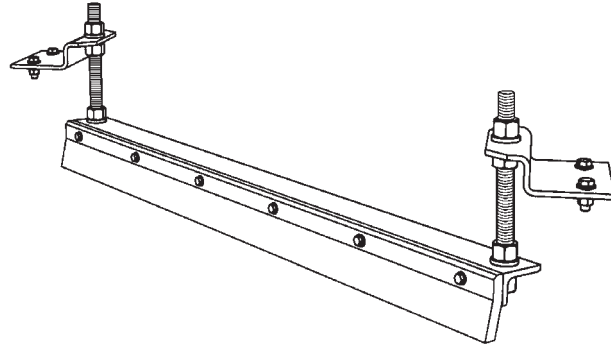


### Diagonal Plow

#### Belt Width Specifications

SIZE	BELT WIDTH (Min-Max)	
	in.	mm
Small	18-30	450-750
Medium	36-42	900-1050
Large	48-60	1200-1500
Extra Large	72-84	1800-2100

Use next larger size for belt widths between ranges.



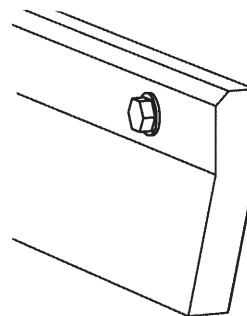
### Application Guidelines

- Belt Splice ..... Mechanically Fastened/Vulcanized
- Belt Speed ..... 1000 FPM (5m/s) for V-Plow; 700 FPM (3.5m/s) for Diagonal Plow
- Belt Direction ..... One Way

### V-Plow & Diagonal Plow

#### Blade Specifications

Material	UHMWPE
Durometer	67-D
Working Temperature	
°F	-40° to 160°
°C	-40° to 71°
Grease & Chemical Resistance	Excellent
Sticky Material Performance	Excellent



# Replacement Parts Lists

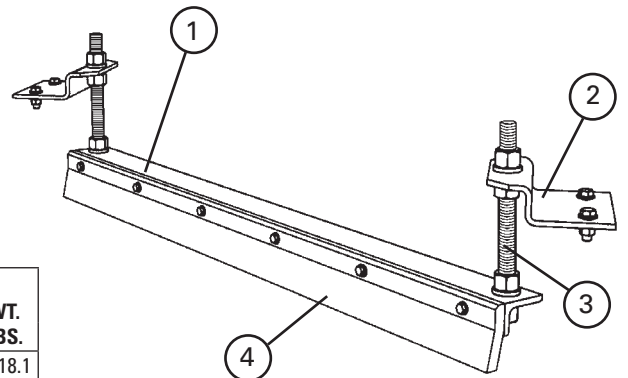
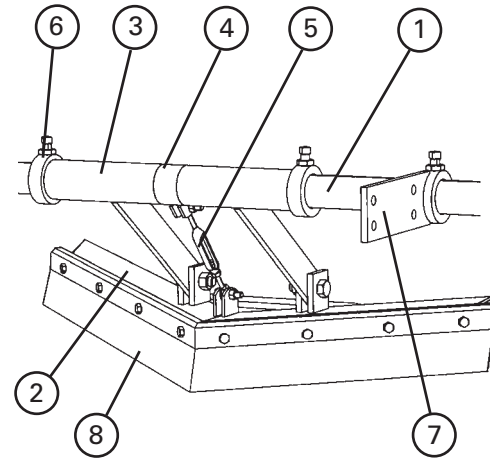
## V-Plow & Diagonal Plow

### Replacement Parts - V-Plow

REF	DESCRIPTION	BELT WIDTH (Min-Max)		ORDERING NUMBER	ITEM CODE	WT. LBS.
		in.	mm			
1	V-Plow Pole XS	18-24	450-600	VPXS	73400	13.0
	V-Plow Pole S	30-36	750-900	VPS	73408	15.0
	V-Plow Pole M	42-48	1050-1200	VPM	73409	18.0
	V-Plow Pole L	54-60	1350-1500	VPL	73410	21.0
	V-Plow Pole 72	72	1800	VP72	74395	24.0
	V-Plow Pole 84	84	2100	VP84	74396	27.0
	V-Plow Pole 96	96	2400	VP96	74397	30.0
2	V-Plow Mainframe XS	18-24	450-600	VMFXS	73535	12.0
	V-Plow Mainframe S	30-36	750-900	VMFS	73549	15.0
	V-Plow Mainframe M	42-48	1050-1200	VMFM	74037	22.0
	V-Plow Mainframe L	54-60	1350-1500	VMFL	74038	28.0
	V-Plow Mainframe 72	72	1800	VMF72	74398	35.0
	V-Plow Mainframe 84	84	2100	VMF84	74399	42.0
	V-Plow Mainframe 96	96	2400	VMF96	74440	50.0
3	VP Main Linkage Kit* (1 ea.)			VMLK	74982	5.0
4	VP Center Sleeve			VCS	73533	1.0
5	V-Plow Adjuster Kit*			VAK	76416	0.5
6	VP Stop Collar* (1 ea.)			VSC	74983	1.0
7	VP Mounting Bracket Kit* (1 ea.)			VMBK	73399	5.0
<b>REPLACEMENT BLADE KITS**</b>						
8	Replacement Blade Kit XS	18-24	450-600	VBK-XS	73190	4.5
	Replacement Blade Kit S	30-36	750-900	VBK-S	73191	6.0
	Replacement Blade Kit M	42-48	1050-1200	VBK-M	73192	7.5
	Replacement Blade Kit L	54-60	1350-1500	VBK-L	73193	9.0
	Replacement Blade Kit 72	72	1800	VBK-72	74457	13.0
	Replacement Blade Kit 84	84	2100	VBK-84	74458	15.0
	Replacement Blade Kit 96	96	2400	VBK-96	74459	17.0

\*Hardware included

\*\*Kit includes blades and replacement blade bolts.



### Replacement Parts - Diagonal Plow

REF	DESCRIPTION	BELT WIDTH (Min-Max)		ORDERING NUMBER	ITEM CODE	WT. LBS.
		in.	mm			
1	Small Plow Frame	18-30	450-750	RDPF-S	75566	18.1
	Medium Plow Frame	36-42	900-1050	RDPF-M	75567	26.3
	Large Plow Frame	48-60	1200-1500	RDPF-L	75568	38.4
	Extra Large Plow Frame	72-84	1800-2100	RDPF-XL	75569	60.7
2	Mounting Bracket Kit* (1 ea.)			RDPMBK	74698	6.1
3	Mounting Shaft Kit* (1 ea.)			RDPMSK	74705	3.6
<b>REPLACEMENT BLADE KITS**</b>						
4	Small Plow Blade Kit	18-30	450-750	RDPBK-S	74699	4.0
	Medium Plow Blade Kit	36-42	900-1050	RDPBK-M	74700	5.6
	Large Plow Blade Kit	48-60	1200-1500	RDPBK-L	74701	8.4
	Extra Large Plow Blade Kit	72-84	1800-2100	RDPBK-XL	74702	12.0

\*Hardware included

\*\*Kit includes blades and replacement blade bolts.

# Specifications & Guidelines

## Flexco Slider/Impact Beds

### Easy Solution for Load Zone Problems

- Complete load zone offering with slider beds through impact beds for up to 750 ft-lbs of force.
- No specifying trough angle; each bed is adjustable for 20°, 35° and 45° trough settings (ships at 35° setting).
- Low-profile installation. Because EZ Series beds feature trough wings that are adjustable, they lay flat during installation, providing more clearance.
- Full UHMW slider bars included on outside bar to provide proper sealing and long life.
- Unique Impact Bar Supports protect the impact bars from damage, extending service life. An Anti-Migratory Tab on each support secures the bar and prevents it from sliding in the direction of belt travel.
- All beds are manufactured for mounting holes belt width +9" (225mm), per CEMA. For wider structure, contact Customer Service for special quote.

**How to spec the correct slider/impact bed for your conveyor transfer point**

**Roller Size and CEMA Rating**  
 5" (125mm)  6" (150mm)   
 CEMA C  D  E   
 Belt Width: \_\_\_\_\_  
 Bed Length: 4' (1.2M)  5' (1.5M)

### Impact Energy Calculation Chart

Largest Material Lump Weight (**w**)

Drop Height (**h**)

**Impact Energy**

Lump Weight (**w**) \_\_\_\_\_  
 Drop Height (**h**) x \_\_\_\_\_  


---

 Total = **lb-ft** See Below

0 lb-ft— **EZSB-C**

0 - 200 lb-ft— **EZSB-I or EZIB-L**  
(25kg-m)

200 - 750 lb-ft— **EZIB-M**  
(25-100 kg-m)

160 **FLEXCO**  
PRODUCT HANDBOOK

www.flexco.com • phone: 56-2-2896-2870



# Product Ordering Information

## EZSB-C Flexco Slider Beds



### Flexco Slider Bed (for non-impact areas)

BELT WIDTH		TONNAGE RATING (ton/hr)	4' (1.2M) LENGTH			5' (1.5M) LENGTH		
in.	mm		ORDERING NUMBER	ITEM CODE	USD PRICE	ORDERING NUMBER	ITEM CODE	WT. LBS
24	600	–	EZSB24-4C	78855	\$ 2,407.65	EZSB24-5C	78863	261.1
30	750	–	EZSB30-4C	78856	2,557.80	EZSB30-5C	78864	279.7
36	900	–	EZSB36-4C	78857	2,707.95	EZSB36-5C	78865	305.5
42	1050	–	EZSB42-4C	78858	3,130.05	EZSB42-5C	78866	382.9
48	1200	–	EZSB48-4C	78859	3,490.20	EZSB48-5C	78867	410.4
54	1350	–	EZSB54-4C	78860	3,972.15	EZSB54-5C	78868	488.0
60	1500	–	EZSB60-4C	78861	4,393.20	EZSB60-5C	78869	511.6
72	1800	–	EZSB72-4C	78862	0.00	EZSB72-5C	78870	545.9

### Product Notes:

- CEMA D construction
- No need to specify troughing angle—designed to adjust to 20°, 35°, 45°.
- Designed for containment in the load zone, but not intended for impact zones.
- Slider bars are solid 1" (25mm) UHMW providing longer wear life and consistent load zone sealing.
- Product ships with two rollers. Additional rollers can be added by purchasing an EZRMK and the appropriate corresponding roller.

### Adjustable Idler Set

(for non-impact areas) (for placement in between 3 or more beds or in transitions; Adjusts from 10 - 45° in 5° increments)

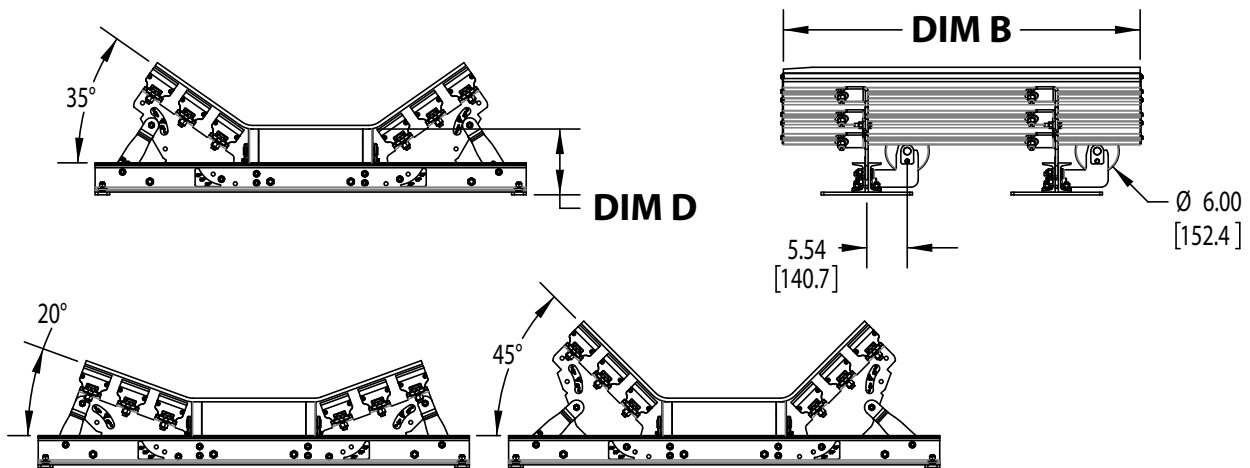
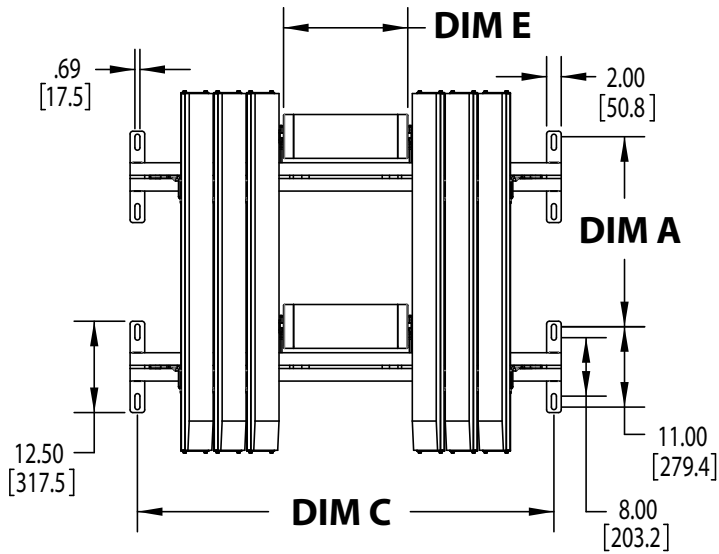


BELT WIDTH		ORDERING NUMBER	ITEM CODE	WT. LBS
in.	mm			
24	600	EZAI-24	79000	79.9
30	750	EZAI-30	79001	90.0
36	900	EZAI-36	79002	100.7
42	1050	EZAI-42	79003	110.0
48	1200	EZAI-48	79004	123.3
54	1350	EZAI-54	79005	132.5
60	1500	EZAI-60	79006	141.3
72	1800	EZAI-72	79007	163.6

U.S. Patent pending

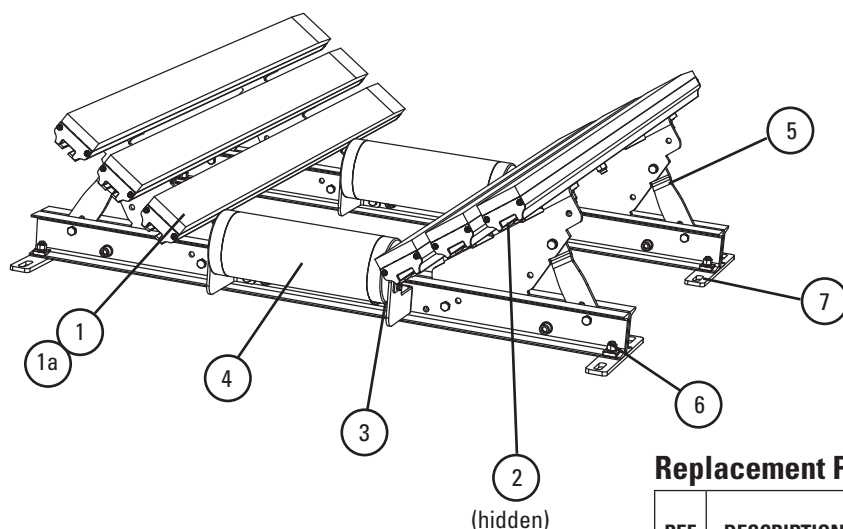
# Specifications and Guidelines

## EZSB-C Flexco Slider Beds



Bed Length 4' (1.2 M)				Bed Length 5' (1.5 M)				Bed Width		Dim C		Dim D		Dim E	
Dim A		Dim B		Dim A		Dim B									
in.	mm	in.	mm	in.	mm	in.	mm	in.	mm	in.	mm	in.	mm	in.	mm
26	660.4	48.82	1240	34	863.6	59.06	1500	24	600	33	838	9	229	9	229
								30	750	39	991	9	229	11	279
								36	900	45	1143	9	229	13	330
								42	1050	51	1295	9	229	15	381
								48	1200	57	1448	9	229	17	432
								54	1350	63	1600	9.25	235	19	483
								60	1500	69	1753	9.25	235	21	533
								72	1800	81	2057	9.5	241	25	635

# Replacement Parts List



## Replacement Parts

REF	DESCRIPTION	ORDERING NUMBER	ITEM CODE	WT. LBS.
1	Slider Bar, 4' (1.2M)	SB4	78789	20.0
1a	Slider Bar, 5' (1.5M)	SB5	78790	24.1
2	Bar Bolt Kit (incl. 1 ea. 5/8" (15mm) carriage bolt, square washer, flat washer, lock washer, Nylock nut)	IBBK	76928	0.5
3	Slider Roll Mount Kit*	EZRMK	78952	5.1
4	Roller 24" (600mm)	N6D3T-24-9-A45	26107	9.1
	Roller 30" (750mm)	N6D3T-30-11-A45	26108	10.6
	Roller 36" (900mm)	N6D3T-36-13-A45	26109	12.3
	Roller 42" (1050mm)	N6D3T-42-15-A45	26110	13.9
	Roller 48" (1200mm)	N6D3T-48-17-A45	26111	16.1
	Roller 54" (1350mm)	N6D3T-54-19-A45	26112	17.0
	Roller 60" (1500mm)	N6D3T-60-21-A45	26113	18.1
	Roller 72" (1800mm)	N6D3T-72-25-A45	26114	21.6
5	Wing Plate Kit 24" (600mm)*	EZWPK-24	78970	16.9
	Wing Plate Kit 30" (750mm)*	EZWPK-30	78971	17.4
	Wing Plate Kit 36" (900mm)*	EZWPK-36	78972	21.2
	Wing Plate Kit 42" (1050mm)*	EZWPK-42	78973	26.2
	Wing Plate Kit 48" (1200mm)*	EZWPK-48	78974	30.1
	Wing Plate Kit 54" (1350mm)*	EZWPK-54	78975	35.6
	Wing Plate Kit 60" (1500mm)*	EZWPK-60	78976	39.0
	Wing Plate Kit 72" (1800mm)*	EZWPK-72	78977	46.7
6	Cross Stringer Kit 24" (600mm)*	EZCSK-24	78978	49.2
	Cross Stringer Kit 30" (750mm)*	EZCSK-30	78979	56.5
	Cross Stringer Kit 36" (900mm)*	EZCSK-36	78980	63.8
	Cross Stringer Kit 42" (1050mm)*	EZCSK-42	78981	70.8
	Cross Stringer Kit 48" (1200mm)*	EZCSK-48	78982	78.5
	Cross Stringer Kit 54" (1350mm)*	EZCSK-54	78983	85.8
	Cross Stringer Kit 60" (1500mm)*	EZCSK-60	78984	93.1
7	Shim Kit Light Duty (incl. 4 shims)	SHIM-KITL	77548	13.6

\*Hardware Included

## Shim Requirements

IMPACT BED SIZE	CEMA C OR D, 5" (125mm) Idlers	CEMA C OR D, 6" (150mm) IDLERS
24"-36" (600-900mm)	Shim idler up .5" (12.5mm)	No Kits Required
42"-72" (1050-1800mm)	No Kits Required	Use (1) SHIM-KITL; Shim up .5" (12.5mm)

IMPACT BED SIZE	CEMA E, 6" (150mm) IDLERS	CEMA E, 7" (175mm) IDLERS
36"-60" (900-1500mm)	Use (3) SHIM-KITL; Shim up 1.5" (37.5mm)	Use (4) SHIM-KITL; Shim up 2" (50mm)
72" (1800mm)	Use (4) SHIM-KITL; Shim up 2" (50mm)	Use (5) SHIM-KITL; Shim up 2.5" (62.5mm)

## Replacement Quantities for EZSB-C

in.	24	30	36	42	48	54	60	72
mm	600	750	900	1050	1200	1350	1500	1800
<b>ROLLS REQUIRED</b>	2	2	2	2	2	2	2	2
<b>BARS REQUIRED</b>	<b>SLIDER</b>	4	4	4	6	6	8	8
<b>BAR BOLT KITS REQUIRED</b>		8	8	8	12	12	16	16

U.S. Patent pending

**NOTE: For 0.00 pricing, please contact the Chile office for quotation.**

# Product Ordering Information

## **EZSB-I** Flexco Slider Beds with Impact Rolls



### Flexco Slider Bed with Impact Rolls

(for impact zones with less than 200 lb-ft energy)

BELT WIDTH		TONNAGE RATING (ton/hr)	4' (1.2M) LENGTH			5' (1.5M) LENGTH*		
in.	mm		ORDERING NUMBER	ITEM CODE	WT. LBS	ORDERING NUMBER	ITEM CODE	WT. LBS
24	600	3500	EZSB24-4I	78871	277.0	EZSB24-5I	78879	294.1
30	750	3500	EZSB30-4I	78872	300.0	EZSB30-5I	78880	317.1
36	900	4100	EZSB36-4I	78873	330.1	EZSB36-5I	78881	347.2
42	1050	4500	EZSB42-4I	78874	407.1	EZSB42-5I	78882	433.0
48	1200	4500	EZSB48-4I	78875	437.0	EZSB48-5I	78883	463.0
54	1350	4500	EZSB54-4I	78876	514.0	EZSB54-5I	78884	548.8
60	1500	4500	EZSB60-4I	78877	543.0	EZSB60-5I	78885	577.9
72	1800	4500	EZSB72-4I	78878	586.0	EZSB72-5I	78886	620.2

\*5' (1.5M) beds come with 5 impact rolls

### Product Notes:

- CEMA D construction
- No need to specify troughing angle—designed to adjust to 20°, 35°, 45°.
- Outermost trough bar features 1" (25mm) solid UHMW slider bar to provide longer wear life and consistent load zone sealing where impact is not present.



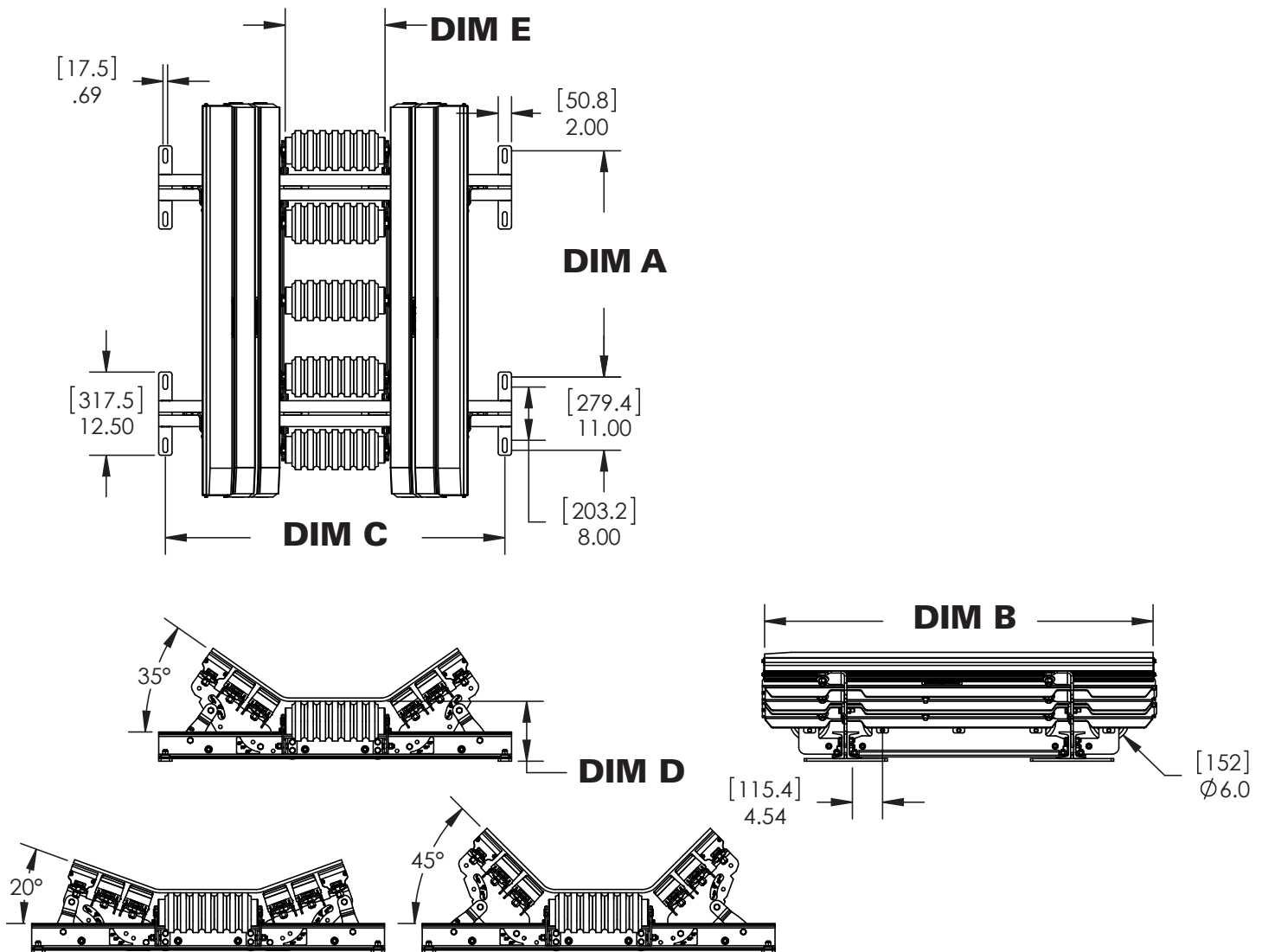
### Adjustable Idler Set with Impact Rolls

(for placement in between 3 or more beds or in transitions; Adjusts from 10 - 45° in 5° increments)

BELT WIDTH		ORDERING NUMBER	ITEM CODE	WT. LBS
in.	mm			
24	600	EZAI-24I	79091	89.9
30	750	EZAI-30I	79092	100.0
36	900	EZAI-36I	79093	110.7
42	1050	EZAI-42I	79094	120.0
48	1200	EZAI-48I	79095	133.3
54	1350	EZAI-54I	79096	142.5
60	1500	EZAI-60I	79097	151.3
72	1800	EZAI-72I	79098	173.6

# Specifications and Guidelines

## EZSB-I Flexco Slider Beds with Impact Rolls

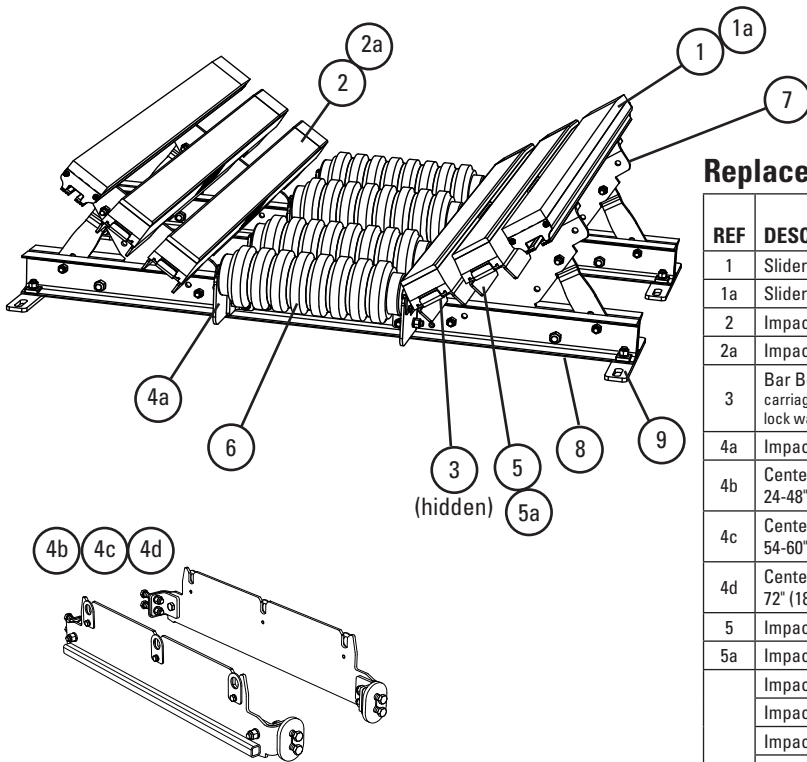


Bed Length 4' (1.2 M)				Bed Length 5' (1.5 M)*				Bed Width		Dim C		Dim D		Dim E	
Dim A		Dim B		Dim A		Dim B									
in.	mm	in.	mm	in.	mm	in.	mm	in.	mm	in.	mm	in.	mm	in.	mm
26	660.4	48.14	1222.8	34	863.6	58.38	1482.9	24	600	33	838	9	229	9	229
								30	750	39	991	9	229	11	279
								36	900	45	1143	9	229	13	330
								42	1050	51	1295	9	229	15	381
								48	1200	57	1448	9	229	17	432
								54	1350	63	1600	9.25	235	19	483
								60	1500	69	1753	9.25	235	21	533
72	1800	81	2057	9.5	241	25	635								

\* 5' (1.5M) beds come with 5 impact rolls

# Replacement Parts List

# EZSB-I Flexco Slider Beds with Impact Rolls



## Replacement Parts

REF	DESCRIPTION	ORDERING NUMBER	ITEM CODE	WT. LBS.
1	Slider Bar, 4' (1.2M)	SB4	78789	20.0
1a	Slider Bar, 5' (1.5M)	SB5	78790	24.1
2	Impact Bar, 4' (1.2M)	IB4	76926	17.0
2a	Impact Bar, 5' (1.5M)	IB5	76927	21.0
3	Bar Bolt Kit (incl. 1 ea. 5/8"(15mm) carriage bolt, square washer, flat washer, lock washer, Nylock nut)	IBBK	76928	0.5
4a	Impact Roll Mount Kit*5	EZIRMK	79318	5.1
4b	Center Roll Mount Kit for 5' (1.5M) x 24-48" (600-1200mm)**	EZCRMK24-48	90434	43.5
4c	Center Roll Mount Kit for 5' (1.5M) x 54-60" (1350-1500mm)**	EZCRMK54-60	90261	43.5
4d	Center Roll Mount Kit for 5' (1.5M) x 72" (1800mm)**	EZCRMK72	90262	43.7
5	Impact Bar Support - L 4' (1.2M)*	EZBS-L4	78953	16.1
5a	Impact Bar Support - L 5' (1.5M)*	EZBS-L5	78954	20.4
6	Impact Roll 24" (600mm)	NI6D3T-24-9-A45	26184	10.1
	Impact Roll 30" (750mm)	NI6D3T-30-11-A45	26185	12.0
	Impact Roll 36" (900mm)	NI6D3T-36-13-A45	26186	13.9
	Impact Roll 42" (1050mm)	NI6D3T-42-15-A45	26187	16.0
	Impact Roll 48" (1200mm)	NI6D3T-48-17-A45	26188	17.9
	Impact Roll 54" (1350mm)	NI6D3T-54-19-A45	26189	19.8
	Impact Roll 60" (1500mm)	NI6D3T-60-21-A45	26190	21.7
7	Impact Roll 72" (1800mm)	NI6D3T-72-25-A45	26191	25.6
	Wing Plate Kit 24" (600mm)*	EZWPK-24	78970	16.9
	Wing Plate Kit 30" (750mm)*	EZWPK-30	78971	17.4
	Wing Plate Kit 36" (900mm)*	EZWPK-36	78972	21.2
	Wing Plate Kit 42" (1050mm)*	EZWPK-42	78973	26.2
	Wing Plate Kit 48" (1200mm)*	EZWPK-48	78974	30.1
	Wing Plate Kit 54" (1350mm)*	EZWPK-54	78975	35.6
8	Wing Plate Kit 60" (1500mm)*	EZWPK-60	78976	39.0
	Wing Plate Kit 72" (1800mm)*	EZWPK-72	78977	46.7
	Cross Stringer Kit 24" (600mm)*	EZCSK-24	78978	49.2
	Cross Stringer Kit 30" (750mm)*	EZCSK-30	78979	56.5
	Cross Stringer Kit 36" (900mm)*	EZCSK-36	78980	63.8
	Cross Stringer Kit 42" (1050mm)*	EZCSK-42	78981	70.8
	Cross Stringer Kit 48" (1200mm)*	EZCSK-48	78982	78.5
9	Cross Stringer Kit 54" (1350mm)*	EZCSK-54	78983	85.8
	Cross Stringer Kit 60" (1500mm)*	EZCSK-60	78984	93.1
	Cross Stringer Kit 72" (1800mm)*	EZCSK-72	78985	99.1
	Shim Kit Light Duty (incl. 4 shims)	SHIM-KITL	77548	13.6

54' beds require 2 ea item 4a;

5' beds require 1 ea item 4a and 1 ea item 4b, 4c or 4d as needed for bed length.

\*Hardware Included \*\*5' (1.5M) beds come with 5 impact rolls

## Shim Requirements

IMPACT BED SIZE	CEMA C OR D, 5" (125mm) IDLERS	CEMA C OR D, 6" (150mm) IDLERS
24"-36" (600-900mm)	Shim idler up .5" (12.5mm)	No Kits Required
42"-72" (1050-1800mm)	No Kits Required	Use (1) SHIM-KITL; Shim up .5" (12.5mm)

IMPACT BED SIZE	CEMA E, 6" (150mm) IDLERS	CEMA E, 7" (175mm) IDLERS
36"-60" (900-1500mm)	Use (3) SHIM-KITL; Shim up 1.5" (37.5mm)	Use (4) SHIM-KITL; Shim up 2" (50mm)
72" (1800mm)	Use (4) SHIM-KITL; Shim up 2" (50mm)	Use (5) SHIM-KITL; Shim up 2.5" (62.5mm)

## Replacement Quantities for EZSB-I

in.		24	30	36	42	48	54	60	72
mm		600	750	900	1050	1200	1350	1500	1800
ROLLS REQUIRED	4' BEDS	4	4	4	4	4	4	4	4
	5' BEDS	5	5	5	5	5	5	5	5
BARS REQUIRED	SLIDER	2	2	2	2	2	2	2	2
	IMPACT	2	2	2	4	4	6	6	6
BAR BOLT KITS REQUIRED		10	10	10	16	16	22	22	22
BAR SUPPORTS REQUIRED		2	2	2	4	4	6	6	6

U.S. Patent pending

# Product Ordering Information

## **EZIB-L** Flexco Impact Beds All Bars - Light Duty



### Flexco Slider Bed Impact Bars - Light Duty

BELT WIDTH		TONNAGE RATING (ton/hr)	4' (1.2M) LENGTH			5' (1.5M) LENGTH		
in.	mm		ORDERING NUMBER	ITEM CODE	WT. LBS	ORDERING NUMBER	ITEM CODE	WT. LBS
24	600	3500	EZIB24-4L	78887	304.3	EZIB24-5L	78895	338.8
30	750	3500	EZIB30-4L	78888	320.9	EZIB30-5L	78896	355.5
36	900	4100	EZIB36-4L	78889	384.8	EZIB36-5L	78897	428.1
42	1050	5200	EZIB42-4L	78890	454.4	EZIB42-5L	78898	506.5
48	1200	5800	EZIB48-4L	78891	518.4	EZIB48-5L	78899	579.3
54	1350	7000	EZIB54-4L	78892	589.0	EZIB54-5L	78900	658.8
60	1500	7600	EZIB60-4L	78893	652.0	EZIB60-5L	78901	729.9
72	1800	8100	EZIB72-4L	78894	721.5	EZIB72-5L	78902	808.7

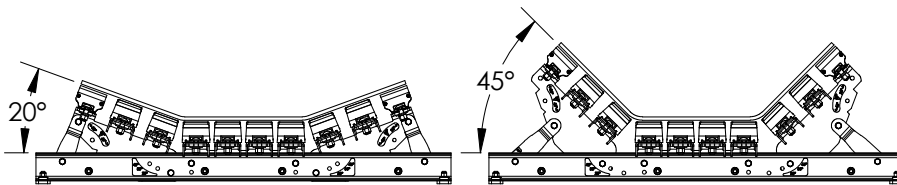
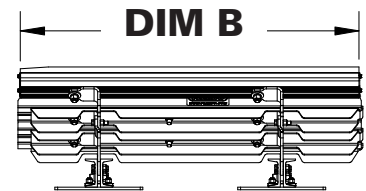
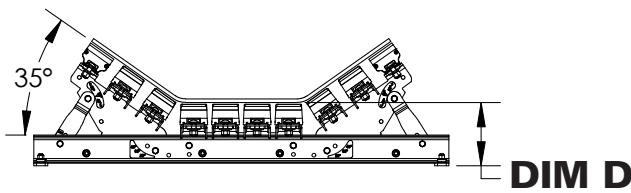
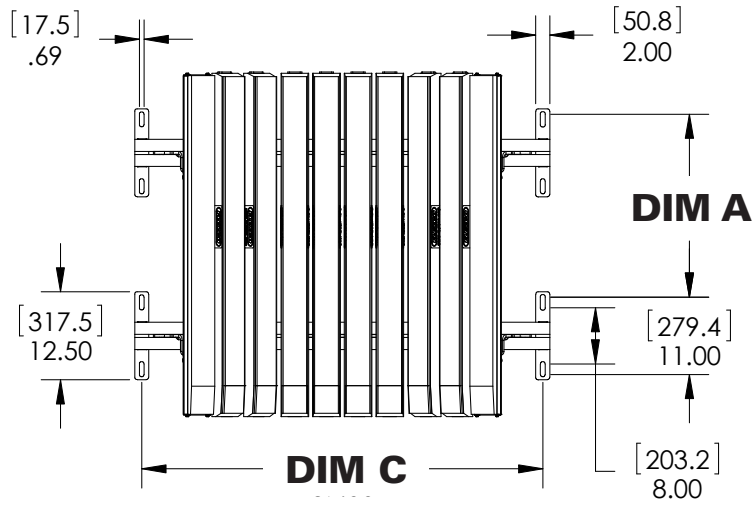
#### Product Notes:

- CEMA D construction
- No need to specify troughing angle—designed to adjust to 20°, 35°, 45°.
- Outermost trough bar features 1" (25mm) solid UHMW slider bar to provide longer wear life and consistent load zone sealing where impact is not present.



# Specifications and Guidelines

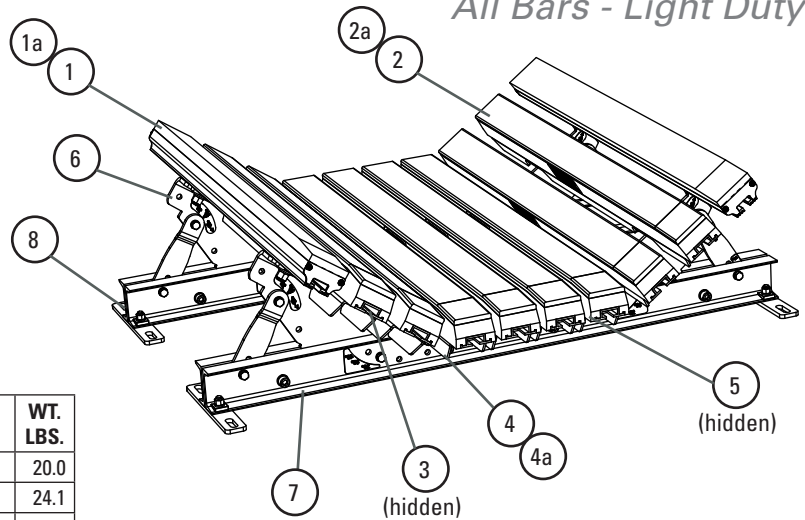
## **EZIB-L** Flexco Impact Beds All Bars - Light Duty



Bed Length 4' (1.2 M)				Bed Length 5' (1.5 M)				Bed Width		Dim C		Dim D	
Dim A		Dim B		Dim A		Dim B							
in.	mm	in.	mm	in.	mm	in.	mm	in.	mm	in.	mm	in.	mm
26	660.4	48.14	1222.8	34	863.6	58.38	1482.9	24	600	33	838	9	229
								30	750	39	991	9	229
								36	900	45	1143	9	229
								42	1050	51	1295	9	229
								48	1200	57	1448	9	229
								54	1350	63	1600	9.25	235
								60	1500	69	1753	9.25	235
72	1800	81	2057	9.5	241								

# Replacement Parts List

## EZIB-L Flexco Impact Beds All Bars - Light Duty



### Replacement Parts

REF	DESCRIPTION	ORDERING NUMBER	ITEM CODE	WT. LBS.
1	Slider Bar, 4' (1.2M)	SB4	78789	20.0
1a	Slider Bar, 5' (1.5M)	SB5	78790	24.1
2	Impact Bar, 4' (1.2M)	IB4	76926	17.0
2a	Impact Bar, 5' (1.5M)	IB5	76927	21.0
3	Bar Bolt Kit (incl. 1 ea. 5/8" (15mm) carriage bolt, square washer, flat washer, lock washer, Nylock nut)	IBBK	76928	0.5
4	Impact Bar Support - L 4' (1.2M)*	EZBS-L4	78953	16.1
4a	Impact Bar Support - L 5' (1.5M)*	EZBS-L5	78954	20.4
5	Center Bar Mount Kit 24" (600mm)*	EZBMK-24	78944	5.2
	Center Bar Mount Kit 30" (750mm)*	EZBMK-30	78945	5.7
	Center Bar Mount Kit 36" (900mm)*	EZBMK-36	78946	7.5
	Center Bar Mount Kit 42" (1050mm)*	EZBMK-42	78947	8.0
	Center Bar Mount Kit 48" (1200mm)*	EZBMK-48	78948	9.8
	Center Bar Mount Kit 54" (1350mm)*	EZBMK-54	78949	10.5
	Center Bar Mount Kit 60" (1500mm)*	EZBMK-60	78950	12.3
	Center Bar Mount Kit 72" (1800mm)*	EZBMK-72	78951	14.6
6	Wing Plate Kit 24" (600mm)*	EZWPK-24	78970	16.9
	Wing Plate Kit 30" (750mm)*	EZWPK-30	78971	17.4
	Wing Plate Kit 36" (900mm)*	EZWPK-36	78972	21.2
	Wing Plate Kit 42" (1050mm)*	EZWPK-42	78973	26.2
	Wing Plate Kit 48" (1200mm)*	EZWPK-48	78974	30.1
	Wing Plate Kit 54" (1350mm)*	EZWPK-54	78975	35.6
	Wing Plate Kit 60" (1500mm)*	EZWPK-60	78976	39.0
	Wing Plate Kit 72" (1800mm)*	EZWPK-72	78977	46.7
7	Cross Stringer Kit 24" (600mm)*	EZCSK-24	78978	49.2
	Cross Stringer Kit 30" (750mm)*	EZCSK-30	78979	56.5
	Cross Stringer Kit 36" (900mm)*	EZCSK-36	78980	63.8
	Cross Stringer Kit 42" (1050mm)*	EZCSK-42	78981	70.8
	Cross Stringer Kit 48" (1200mm)*	EZCSK-48	78982	78.5
	Cross Stringer Kit 54" (1350mm)*	EZCSK-54	78983	85.8
	Cross Stringer Kit 60" (1500mm)*	EZCSK-60	78984	93.1
8	Shim Kit Light Duty (incl. 4 shims)	SHIM-KITL	77548	13.6

\*Hardware Included

### Shim Requirements

IMPACT BED SIZE	CEMA C OR D, 5" (125mm) IDLERS	CEMA C OR D, 6" (150mm) IDLERS
24"-36" (600-900mm)	Shim idler up .5" (12.5mm)	No Kits Required
42"-72" (1050-1800mm)	No Kits Required	Use (1) SHIM-KITL; Shim up .5" (12.5mm)

IMPACT BED SIZE	CEMA E, 6" (150mm) IDLERS	CEMA E, 7" (175mm) IDLERS
36"-60" (900-1500mm)	Use (3) SHIM-KITL; Shim up 1.5" (37.5mm)	Use (4) SHIM-KITL; Shim up 2" (50mm)
72" (1800mm)	Use (4) SHIM-KITL; Shim up 2" (50mm)	Use (5) SHIM-KITL; Shim up 2.5" (62.5mm)

### Replacement Quantities for EZIB-L

in.		24	30	36	42	48	54	60	72
mm		600	750	900	1050	1200	1350	1500	1800
BARS REQUIRED	SLIDER	2	2	2	2	2	2	2	2
	IMPACT	4	4	5	7	8	10	11	12
BAR BOLT KITS REQUIRED		16	16	19	25	28	34	37	40
BAR SUPPORTS REQUIRED		4	4	5	7	8	10	11	12

U.S. Patent pending

# Product Ordering Information

## **EZIB-M** Flexco Impact Beds All Bars - Medium Duty



### Flexco Slider Bed Impact Bars - Medium Duty

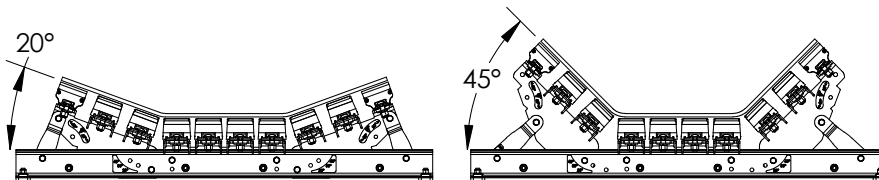

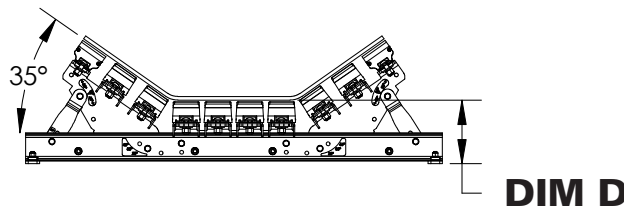
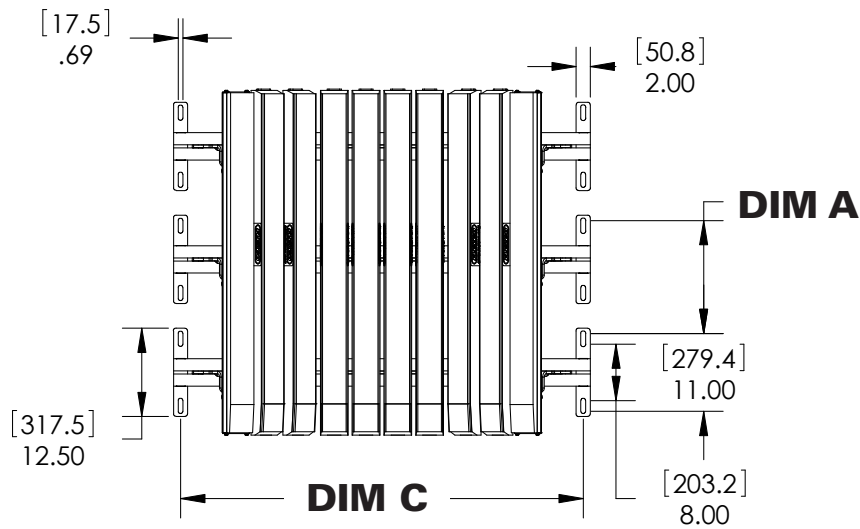
BELT WIDTH		TONNAGE RATING (ton/hr)	4' (1.2M) LENGTH			5' (1.5M) LENGTH		
in.	mm		ORDERING NUMBER	ITEM CODE	WT. LBS	ORDERING NUMBER	ITEM CODE	WT. LBS
24	600	8,100	EZIB24-4M	78903	409.5	EZIB24-5M	78911	452.6
30	750	8,100	EZIB30-4M	78904	434.5	EZIB30-5M	78912	477.6
36	900	9,500	EZIB36-4M	78905	473.4	EZIB36-5M	78913	516.5
42	1050	12,200	EZIB42-4M	78906	595.0	EZIB42-5M	78914	655.7
48	1200	13,600	EZIB48-4M	78907	672.9	EZIB48-5M	78915	742.3
54	1350	16,300	EZIB54-4M	78908	757.9	EZIB54-5M	78916	836.3
60	1500	17,600	EZIB60-4M	78909	796.1	EZIB60-5M	78917	874.4
72	1800	19,000	EZIB72-4M	78910	844.2	EZIB72-5M	78918	1,016.3

#### Product Notes:

- CEMA D construction
- No need to specify troughing angle—designed to adjust to 20°, 35°, 45°.
- Outermost trough bar features 1" (25mm) solid UHMW slider bar to provide longer wear life and consistent load zone sealing where impact is not present.

# Specifications and Guidelines

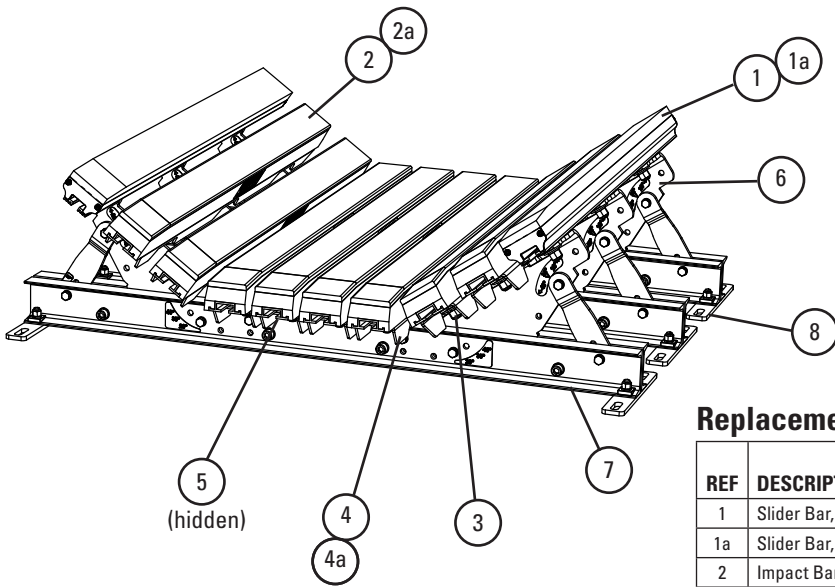
**EZIB-M**  
**Flexco Impact Beds**  
*All Bars - Medium Duty*



Bed Length 4' (1.2 M)				Bed Length 5' (1.5 M)				Bed Width		Dim C		Dim D	
Dim A		Dim B		Dim A		Dim B							
in.	mm	in.	mm	in.	mm	in.	mm	in.	mm	in.	mm	in.	mm
16	406.4	48.14	1222.8	22	558.8	58.38	1482.9	24	600	33	838	9	229
								30	750	39	991	9	229
								36	900	45	1143	9	229
								42	1050	51	1295	9	229
								48	1200	57	1448	9	229
								54	1350	63	1600	9.25	235
								60	1500	69	1753	9.25	235
72	1800	81	2057	9.5	241								

# Replacement Parts List

## EZIB-M Flexco Impact Beds All Bars - Medium Duty



### Replacement Parts

REF	DESCRIPTION	ORDERING NUMBER	ITEM CODE	WT. LBS.
1	Slider Bar, 4' (1.2M)	SB4	78789	20.0
1a	Slider Bar, 5' (1.5M)	SB5	78790	24.1
2	Impact Bar, 4' (1.2M)	IB4	76926	17.0
2a	Impact Bar, 5' (1.5M)	IB5	76927	21.0
3	Bar Bolt Kit (incl. 1 ea. 5/8" (15mm) carriage bolt, square washer, flat washer, lock washer, Nylock nut)	IBBK	76928	0.5
4	Impact Bar Support - M 4' (1.2M)*	IBS-M4	76931	16.9
4a	Impact Bar Support - M 5' (1.5M)*	IBS-M5	76932	21.2
5	Center Bar Mount Kit 24" (600mm)*	EZBMK-24	78944	5.2
	Center Bar Mount Kit 30" (750mm)*	EZBMK-30	78945	5.7
	Center Bar Mount Kit 36" (900mm)*	EZBMK-36	78946	7.5
	Center Bar Mount Kit 42" (1050mm)*	EZBMK-42	78947	8.0
	Center Bar Mount Kit 48" (1200mm)*	EZBMK-48	78948	9.8
	Center Bar Mount Kit 54" (1350mm)*	EZBMK-54	78949	10.5
	Center Bar Mount Kit 60" (1500mm)*	EZBMK-60	78950	12.3
6	Center Bar Mount Kit 72" (1800mm)*	EZBMK-72	78951	14.6
	Wing Plate Kit 24" (600mm)*	EZWPK-24	78970	16.9
	Wing Plate Kit 30" (750mm)*	EZWPK-30	78971	17.4
	Wing Plate Kit 36" (900mm)*	EZWPK-36	78972	21.2
	Wing Plate Kit 42" (1050mm)*	EZWPK-42	78973	26.2
	Wing Plate Kit 48" (1200mm)*	EZWPK-48	78974	30.1
	Wing Plate Kit 54" (1350mm)*	EZWPK-54	78975	35.6
7	Wing Plate Kit 60" (1500mm)*	EZWPK-60	78976	39.0
	Wing Plate Kit 72" (1800mm)*	EZWPK-72	78977	46.7
	Cross Stringer Kit 24" (600mm)*	EZCSK-24	78978	49.2
	Cross Stringer Kit 30" (750mm)*	EZCSK-30	78979	56.5
	Cross Stringer Kit 36" (900mm)*	EZCSK-36	78980	63.8
	Cross Stringer Kit 42" (1050mm)*	EZCSK-42	78981	70.8
	Cross Stringer Kit 48" (1200mm)*	EZCSK-48	78982	78.5
8	Cross Stringer Kit 54" (1350mm)*	EZCSK-54	78983	85.8
	Cross Stringer Kit 60" (1500mm)*	EZCSK-60	78984	93.1
	Cross Stringer Kit 72" (1800mm)*	EZCSK-72	78985	99.1
8	Shim Kit Medium Duty (incl. 4 shims)	SHIM-KITM	77549	20.4

\*Hardware Included

### Shim Requirements

IMPACT BED SIZE	CEMA C OR D, 5" (125mm) Idlers	CEMA C OR D, 6" (150mm) IDLERS
24"-36" (600-900mm)	Shim idler up .5" (12.5mm)	No Kits Required
42"-72" (1050-1800mm)	No Kits Required	Use (1) SHIM-KITM; Shim up .5" (12.5mm)

IMPACT BED SIZE	CEMA E, 6" (150mm) IDLERS	CEMA E, 7" (175mm) IDLERS
36"-60" (900-1500mm)	Use (3) SHIM-KITM; Shim up 1.5" (37.5mm)	Use (4) SHIM-KITM; Shim up 2" (50mm)
72" (1800mm)	Use (4) SHIM-KITM; Shim up 2" (50mm)	Use (5) SHIM-KITM; Shim up 2.5" (62.5mm)

### Replacement Quantities for EZIB-M

in.		24	30	36	42	48	54	60	72
mm		600	750	900	1050	1200	1350	1500	1800
BARS REQUIRED	SLIDER	2	2	2	2	2	2	2	2
	IMPACT	4	4	5	7	8	10	11	12
BAR BOLT KITS REQUIRED		26	26	31	41	46	56	61	66
BAR SUPPORTS REQUIRED		4	4	5	7	8	10	11	12


# Product Ordering Information

## MSB Modular Slider Beds with Impact Rolls

### Modular Slider Bed with Impact Rolls

(for impact zones with less than 200 lb-ft energy)

BELT WIDTH		TONNAGE RATING (ton/hr)	2' (600mm) SECTIONS		
in.	mm		ORDERING NUMBER	ITEM CODE	WT. LBS
24	600	3500	MSB24-2I	79979	246.8
30	750	3500	MSB30-2I	79980	263.5
36	900	4100	MSB36-2I	79981	297.9
42	1050	4500	MSB42-2I	79982	373.2
48	1200	4500	MSB48-2I	79983	393.4
54	1350	4500	MSB54-2I	79984	493.2
60	1500	4500	MSB60-2I	79985	513.9
72	1800	4500	MSB72-2I	79986	557.9

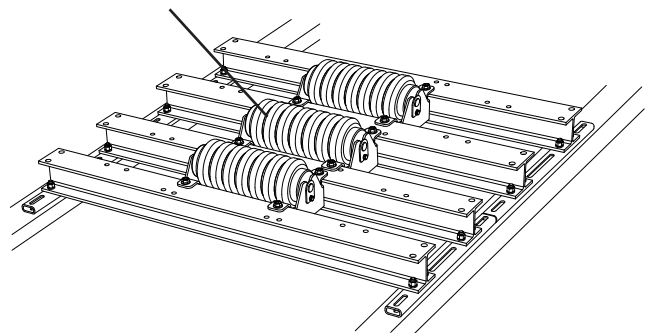


### Add-on Impact Roller Kit

(for placement between 2 beds to reduce the space between impact rollers)

BELT WIDTH		ORDERING NUMBER	ITEM CODE	WT. LBS
in.	mm			
24	600	MSB24RMK	79991	17.0
30	750	MSB30RMK	79992	18.5
36	900	MSB36RMK	79993	20.2
42	1050	MSB42RMK	79994	21.8
48	1200	MSB48RMK	79995	24.0
54	1350	MSB54RMK	79996	24.9
60	1500	MSB60RMK	79997	26.0
72	1800	MSB72RMK	79998	29.5


Add-on Impact Roller installed between 2 Modular Slider Beds



### Adjustable Idler Set with Impact Rolls

(for placement between multiple beds or in transitions; Adjusts from 10 - 45° in 5° increments)

BELT WIDTH		ORDERING NUMBER	ITEM CODE	WT. LBS
in.	mm			
24	600	EZAI-24I	79091	89.9
30	750	EZAI-30I	79092	100.0
36	900	EZAI-36I	79093	110.7
42	1050	EZAI-42I	79094	120.0
48	1200	EZAI-48I	79095	133.3
54	1350	EZAI-54I	79096	142.5
60	1500	EZAI-60I	79097	151.3
72	1800	EZAI-72I	79098	173.6

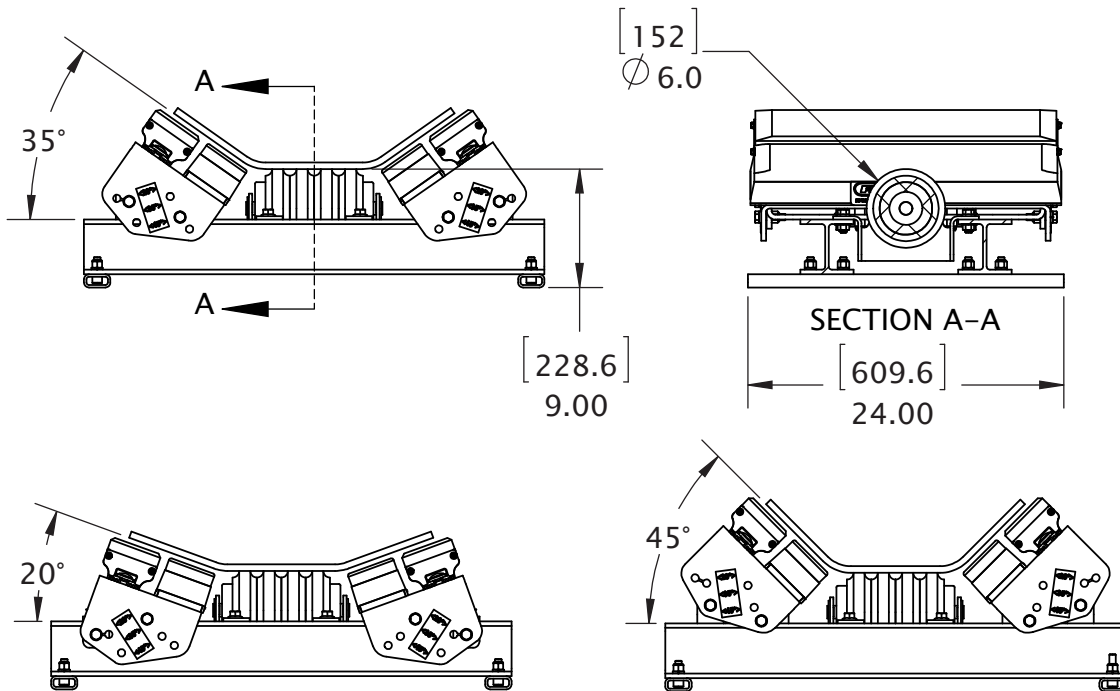
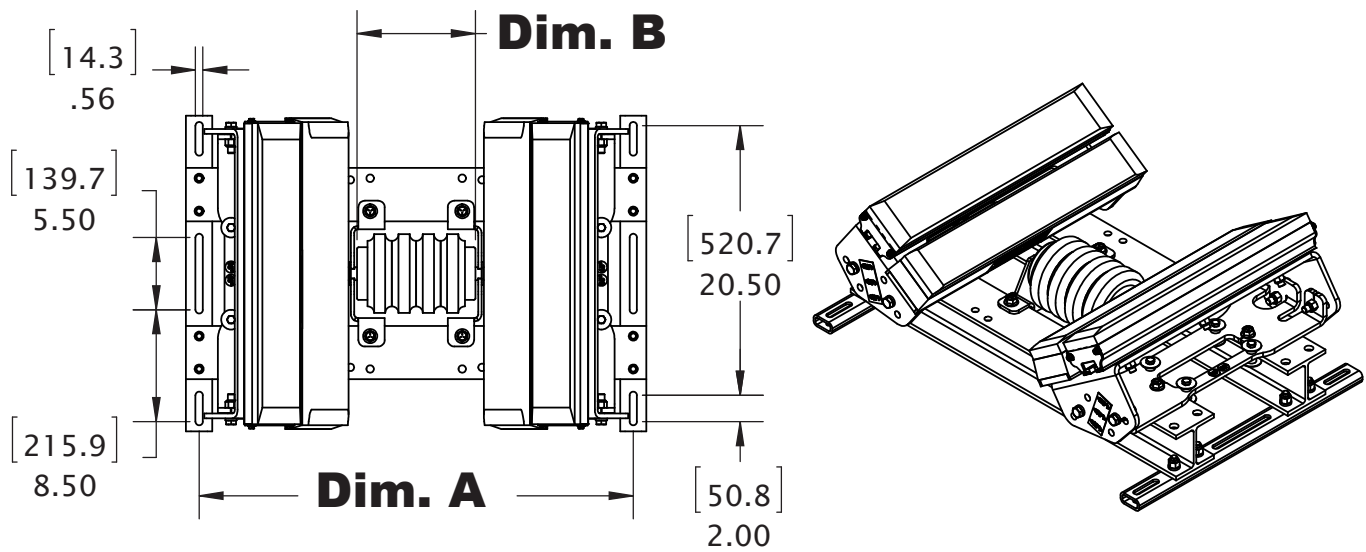


### Product Notes:

- Modular design accommodates any length of load zone
- CEMA D construction
- No need to specify troughing angle—designed to adjust to 20°, 35°, 45°
- All bars feature 1" (25mm) solid UHMW
- With removal of a few bolts, the wings and center sections slide out for service
- Optional add-on roller to join two beds and reduce the space between idlers from every 24" (600mm) to every 12" (300mm).

# Specifications and Guidelines

## MSB Modular Slider Beds with Impact Rolls

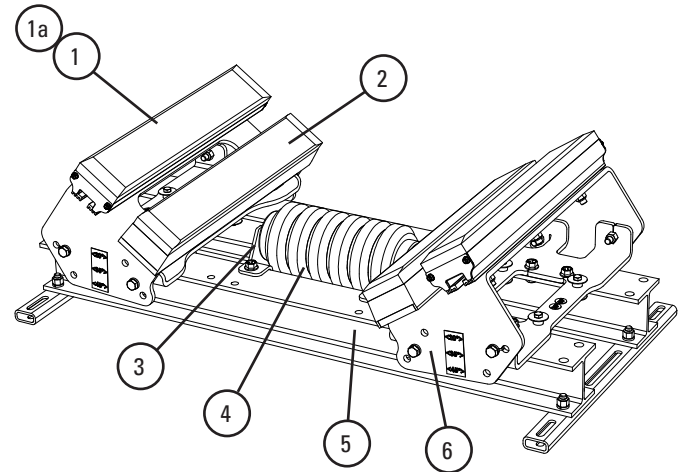


Bed Width	Dim A	Dim B
24" (600mm)	33" (838.2mm)	9" (228.6mm)
30" (750mm)	39" (990.6mm)	11" (279.4mm)
36" (900mm)	45" (1143mm)	13" (330.2mm)
42" (1050mm)	51" (1295.4mm)	15" (381mm)
48" (1200mm)	57" (1447.8mm)	17" (431.8mm)
54" (1350mm)	63" (1600.2mm)	19" (482.6mm)
60" (1500mm)	69" (1752.6mm)	21" (533.4mm)
72" (1800mm)	81" (2057.4mm)	25" (635mm)



# Replacement Parts List

**MSB**  
Modular Slider Beds  
with Impact Rolls



## Replacement Parts

REF	DESCRIPTION	ORDERING NUMBER	ITEM CODE	WT. LBS.
1	Slider Bar, 2' (600mm)	SB2	79970	10.0
1a	Slider Bar with Hardware, 2' (600mm)	SB2F	79988	10.9
2	Impact Bar, 2' (600mm)	MIB2-1U	79379	19.7
2a	Impact Bar with Hardware, 2' (600mm)	MIB2-1UF	79908	20.0
3	Roller Mount Kit*	MSBRMK	79987	7.9
4	Impact Roll 24" (600mm)	NI6D3T-24-9-A45	26184	10.1
	Impact Roll 30" (750mm)	NI6D3T-30-11-A45	26185	12.0
	Impact Roll 36" (900mm)	NI6D3T-36-13-A45	26186	13.9
	Impact Roll 42" (1050mm)	NI6D3T-42-15-A45	26187	16.0
	Impact Roll 48" (1200mm)	NI6D3T-48-17-A45	26188	17.9
	Impact Roll 54" (1350mm)	NI6D3T-54-19-A45	26189	19.8
	Impact Roll 60" (1500mm)	NI6D3T-60-21-A45	26190	21.7
	Impact Roll 72" (1800mm)	NI6D3T-72-25-A45	26191	25.6
5	Cross Stringer Kit 24" (600mm)*	MIB24CSK	90237	86.7
	Cross Stringer Kit 30" (750mm)*	MIB30CSK	90238	99.6
	Cross Stringer Kit 36" (900mm)*	MIB36CSK	90239	112.5
	Cross Stringer Kit 42" (1050mm)*	MIB42CSK	90240	125.4
	Cross Stringer Kit 48" (1200mm)*	MIB48CSK	90241	138.4
	Cross Stringer Kit 54" (1350mm)*	MIB54CSK	90242	153.7
	Cross Stringer Kit 60" (1500mm)*	MIB60CSK	90243	166.6
	Cross Stringer Kit 72" (1800mm)*	MIB72CSK	90244	194.7
6	Wing Plate Kit 24" (600mm)*	MIB24WPK	90245	38.9
	Wing Plate Kit 30" (750mm)*	MIB30WPK	90246	39.8
	Wing Plate Kit 36" (900mm)*	MIB36WPK	90247	49.6
	Wing Plate Kit 42" (1050mm)*	MIB42WPK	90248	59.7
	Wing Plate Kit 48" (1200mm)*	MIB48WPK	90249	62.4
	Wing Plate Kit 54" (1350mm)*	MIB54WPK	90250	83.8
	Wing Plate Kit 60" (1500mm)*	MIB60WPK	90251	86.7
	Wing Plate Kit 72" (1800mm)*	MIB72WPK	90252	92.8
-	Shim Kit (incl. 4 shims)	SHIM-KITMOD	79989	11.8

\*Hardware Included

## Shim Requirements

IMPACT BED SIZE	CEMA C OR D, 5" (125mm) Idlers	CEMA C OR D, 6" (150mm) IDLERS
24"-36" (600-900mm)	Use (1) shim kit; Shim idler up .5" (13mm)	No shim
42"-72" (1050-1800mm)	No shim	Use (1) shim kit; Shim bed up .5" (13mm)
IMPACT BED SIZE	CEMA E, 6" (150mm) Idlers	CEMA E, 7" (175mm) IDLERS
36"-60" (900-1500mm)	Use (3) shim kits; Shim bed up 1.5" (38mm)	Use (4) shim kits; Shim bed up 2" (50mm)
72" (1800mm)	Use (4) shim kits; Shim bed up 2" (50mm)	Use (5) shim kits; Shim bed up 2.5" (64mm)

## Replacement Quantities for MSB

BARS REQUIRED	SLIDER	in.							
		24	30	36	42	48	54	60	72
		mm							
		600	750	900	1050	1200	1350	1500	1800
	SLIDER	2	2	2	2	2	2	2	2
	IMPACT	2	2	2	4	4	6	6	6

# Product Ordering Information

## MIB Modular Impact Beds All Bars

### Modular Impact Bed

(for impact zones with less than 1500 lb-ft energy)

BELT WIDTH		TONNAGE RATING (ton/hr)	2' (300mm) LENGTH		
in.	mm		ORDERING NUMBER	ITEM CODE	WT. LBS
24	600	12800	MIB24-2H	79971	288.0
30	750	12800	MIB30-2H	79972	303.9
36	900	14900	MIB36-2H	79973	365.1
42	1050	19200	MIB42-2H	79974	439.0
48	1200	21300	MIB48-2H	79975	484.4
54	1350	25600	MIB54-2H	79976	583.8
60	1500	27700	MIB60-2H	79977	629.5
72	1800	29900	MIB72-2H	79978	698.3



### Adjustable Idler Set with Impact Rolls

(for placement between multiple beds or in transitions;  
Adjusts from 10 - 45° in 5° increments)

BELT WIDTH		ORDERING NUMBER	ITEM CODE	WT. LBS
in.	mm			
24	600	EZAI-24I	79091	89.9
30	750	EZAI-30I	79092	100.0
36	900	EZAI-36I	79093	110.7
42	1050	EZAI-42I	79094	120.0
48	1200	EZAI-48I	79095	133.3
54	1350	EZAI-54I	79096	142.5
60	1500	EZAI-60I	79097	151.3
72	1800	EZAI-72I	79098	173.6

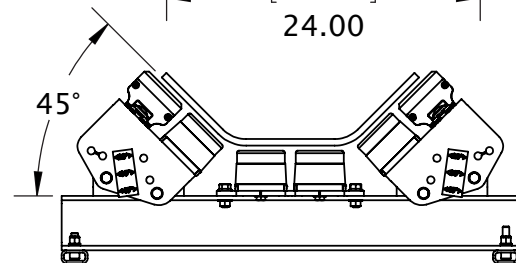


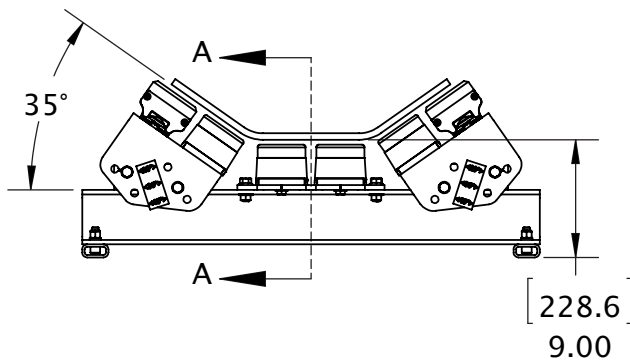
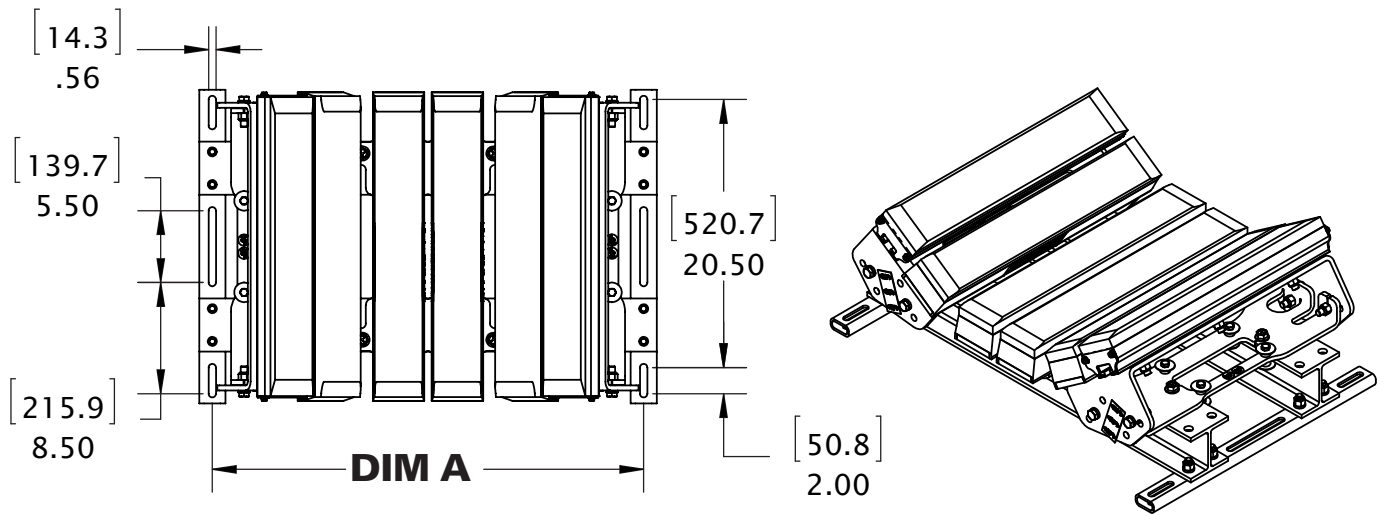


### Product Notes:

- Modular design accommodates any length of load zone
- CEMA D construction
- No need to specify troughing angle—designed to adjust to 20°, 35°, 45°
- All bars feature 1" (25mm) solid UHMW
- With removal of a few bolts, the wings and center sections slide out for service

# Specifications and Guidelines

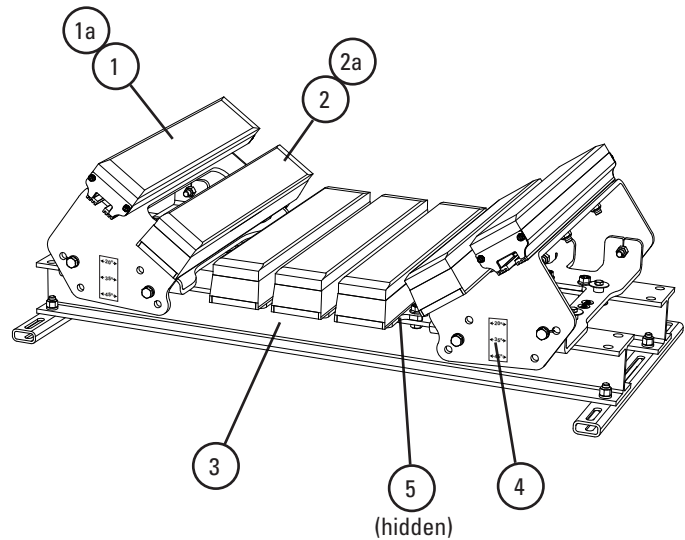
**MIB**  
**Modular Impact Beds**  
*All Bars*



Bed Width	Dim A
24" (600mm)	33" (838.2mm)
30" (750mm)	39" (990.6mm)
36" (900mm)	45" (1143mm)
42" (1050mm)	51" (1295.4mm)
48" (1200mm)	57" (1447.8mm)
54" (1350mm)	63" (1600.2mm)
60" (1500mm)	69" (1752.6mm)
72" (1800mm)	81" (2057.4mm)

# Replacement Parts List

## MIB Modular Impact Beds All Bars



### Replacement Parts

REF	DESCRIPTION	ORDERING NUMBER	ITEM CODE	WT. LBS.
1	Slider Bar, 2' (600mm)	SB2	79970	10.0
1a	Slider Bar with Hardware, 2' (600mm)	SB2F	79988	10.9
2	Impact Bar, 2' (600mm)	MIB2-1U	79379	19.7
2a	Impact Bar with Hardware, 2' (600mm)	MIB2-1UF	79908	20.0
3	Cross Stringer Kit 24" (600mm)*	MIB24CSK	90237	86.7
	Cross Stringer Kit 30" (750mm)*	MIB30CSK	90238	99.6
	Cross Stringer Kit 36" (900mm)*	MIB36CSK	90239	112.5
	Cross Stringer Kit 42" (1050mm)*	MIB42CSK	90240	125.4
	Cross Stringer Kit 48" (1200mm)*	MIB48CSK	90241	138.4
	Cross Stringer Kit 54" (1350mm)*	MIB54CSK	90242	153.7
	Cross Stringer Kit 60" (1500mm)*	MIB60CSK	90243	166.6
	Cross Stringer Kit 72" (1800mm)*	MIB72CSK	90244	194.7
4	Wing Plate Kit 24" (600mm)*	MIB24WPK	90245	38.9
	Wing Plate Kit 30" (750mm)*	MIB30WPK	90246	39.8
	Wing Plate Kit 36" (900mm)*	MIB36WPK	90247	49.6
	Wing Plate Kit 42" (1050mm)*	MIB42WPK	90248	59.7
	Wing Plate Kit 48" (1200mm)*	MIB48WPK	90249	62.4
	Wing Plate Kit 54" (1350mm)*	MIB54WPK	90250	83.8
	Wing Plate Kit 60" (1500mm)*	MIB60WPK	90251	86.7
	Wing Plate Kit 72" (1800mm)*	MIB72WPK	90252	92.8
5	Center Plate Kit 24" (600mm)*	MIB24CPK	90253	19.3
	Center Plate Kit 30" (750mm)*	MIB30CPK	90254	20.4
	Center Plate Kit 36" (900mm)*	MIB36CPK	90255	29.2
	Center Plate Kit 42" (1050mm)*	MIB42CPK	90256	29.9
	Center Plate Kit 48" (1200mm)*	MIB48CPK	90257	37.0
	Center Plate Kit 54" (1350mm)*	MIB54CPK	90258	38.5
	Center Plate Kit 60" (1500mm)*	MIB60CPK	90259	45.4
	Center Plate Kit 72" (1800mm)*	MIB72CPK	90260	54.2
-	Shim Kit (incl. 4 shims)	SHIM-KITMOD	79989	11.8

\*Hardware Included

### Shim Requirements

IMPACT BED SIZE	CEMA C OR D, 5" (125mm) Idlers	CEMA C OR D, 6" (150mm) IDLERS
24"-36" (600-900mm)	Use (1) shim kit; Shim idler up .5" (13mm)	No shim
42"-72" (1050-1800mm)	No shim	Use (1) shim kit; Shim bed up .5" (13mm)
IMPACT BED SIZE	CEMA E, 6" (150mm) Idlers	CEMA E, 7" (175mm) IDLERS
36"-60" (900-1500mm)	Use (3) shim kits; Shim bed up 1.5" (38mm)	Use (4) shim kits; Shim bed up 2" (50mm)
72" (1800mm)	Use (4) shim kits; Shim bed up 2" (50mm)	Use (5) shim kits; Shim bed up 2.5" (64mm)

### Replacement Quantities for MIB

in.		24	30	36	42	48	54	60	72
mm		600	750	900	1050	1200	1350	1500	1800
BARS REQUIRED	SLIDER	2	2	2	2	2	2	2	2
	IMPACT	4	4	5	7	8	10	11	12

# Specifications & Guidelines

### It's the Structure, not the bars

**It absorbs more impact to save your belt. Our exclusive Velocity Reduction Technology™ provides two levels of impact relief.**

**Level 1:** Impact Bars first absorb impact energy. Unique Impact Bar Supports on all DRX Impact Beds allow the impact bars to function properly - expanding and absorbing more impact energy.

**Level 2:** On DRX200, 750 and 1500 impact beds, Isolation Mounts provide a second level of reaction force reduction, absorbing additional impact energy and minimizing transmission back to the belt. The DRX3000 Dynamic has Impact Energy Absorbers to disperse an immense amount of impact, even in extremely severe applications.

### User-Friendly Slide-Out Service™

- All DRX Impact Beds separate in the middle to slide apart and out.
- Can be easily and safely converted from the run position to the service position.
- Impact bars are easy to get to for changeout. A complete changeout can be done in one or two hours.

**Unique Impact Bar Supports protect the impact bars from damage, extending service life. An Anti-Migratory Tab on each support secures the bar and prevents it from sliding in the direction of the belt.**

### Other Features and Benefits

- Uses exclusive anti-spin square washers. Allows use of carriage bolts to secure impact bars instead of expensive T bolts.

**How to spec the correct impact bed for your conveyor transfer point**

### Impact Energy Calculation Chart

**Impact Energy**

Lump Weight ( w ) \_\_\_\_\_

Drop Height ( h ) x \_\_\_\_\_

---

Total = lb-ft \_\_\_\_\_ See Below

Up to 200 lb-ft (25 kg-m)—DRX200  
 200 to 750 lb-ft (25 to 100 kg-m)—DRX750  
 750 to 1500 lb-ft (100 to 200 kg-m)—DRX1500  
 1500 to 3000 lb-ft (200 to 400 kg-m)—DRX3000

**Roller Size and CEMA Rating**

5" (125mm)     6" (150mm)

CEMA    C     D     E

Belt Width \_\_\_\_\_

Troughing Angle: 20°     35°

Bed Length: 4' (1.2M)     5' (1.5M)

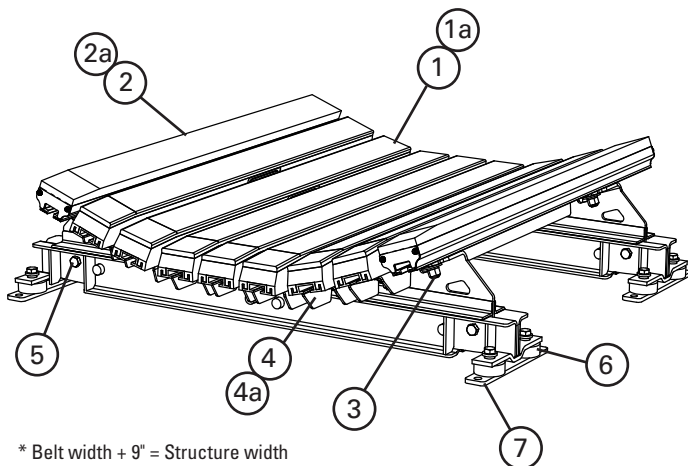
# Product Ordering Information

## DRX200 Impact Beds

### DRX200 CEMA D construction

BELT WIDTH		TONNAGE RATING (ton/hr)	4' (1.2 M) BEDS, 20° TROUGH			4' (1.2 M) BEDS, 35° TROUGH		
in.	mm		ORDERING NUMBER	ITEM CODE	WT. LBS	ORDERING NUMBER	ITEM CODE	WT. LBS.
24	600	3500	DRXL-24-420	76816	260.0	DRXL-24-435	76832	260.0
30	750	3500	DRXL-30-420	76817	282.0	DRXL-30-435	76833	282.0
36	900	4100	DRXL-36-420	76818	323.0	DRXL-36-435	76834	323.0
42	1050	5200	DRXL-42-420	76819	412.0	DRXL-42-435	76835	412.0
48	1200	5800	DRXL-48-420	76820	433.0	DRXL-48-435	76836	433.0
54	1350	7000	DRXL-54-420	76821	498.0	DRXL-54-435	76837	498.0
60	1500	7600	DRXL-60-420	76822	543.0	DRXL-60-435	76838	543.0
72	1800	8100	DRXL-72-420	76823	615.0	DRXL-72-435	76839	615.0

BELT WIDTH		TONNAGE RATING (ton/hr)	5' (1.5 M) BEDS, 20° TROUGH			5' (1.5 M) BEDS, 35° TROUGH		
in.	mm		ORDERING NUMBER	ITEM CODE	WT. LBS	ORDERING NUMBER	ITEM CODE	WT. LBS.
24	600	3500	DRXL-24-520	76824	290.0	DRXL-24-535	76840	290.0
30	750	3500	DRXL-30-520	76825	311.0	DRXL-30-535	76841	311.0
36	900	4100	DRXL-36-520	76826	357.0	DRXL-36-535	76842	357.0
42	1050	5200	DRXL-42-520	76827	459.0	DRXL-42-535	76843	459.0
48	1200	5800	DRXL-48-520	76828	480.0	DRXL-48-535	76844	480.0
54	1350	7000	DRXL-54-520	76829	554.0	DRXL-54-535	76845	554.0
60	1500	7600	DRXL-60-520	76830	602.0	DRXL-60-535	76846	602.0
72	1800	8100	DRXL-72-520	76831	679.0	DRXL-72-535	76847	679.0



### Product Notes:

- Rated for impacts up to 200 lb-ft (25 kg-m)
- Rated for belt speeds up to 1000 fpm (5m/s)
- Slide-out serviceability
- Velocity Reduction Technology provides multiple points of protection
- Alternative trough angles or picking idler profiles available by special quote

### Replacement Parts

REF	DESCRIPTION	ORDERING NUMBER	ITEM CODE	WT. LBS.
1	Impact Bar, 4'	IB4	76926	17.0
1a	Impact Bar, 5'	IB5	76927	21.2
2	Slider Bar, 4' (1.2M)	SB4	78789	20.0
2a	Slider Bar, 5' (1.5M)	SB5	78790	24.1
3	Impact Bar Bolt Kit incl. (1) ea 5/8" carriage bolt, square washer, flat washer, lock washer, Nylock nut	IBBK	76928	0.5
4	Impact Bar Support -L 4' incl. (1) ea bar support, carriage bolt, square washer, lock washer, Nylock nut	IBS-L4	76929	16.8
4a	Impact Bar Support -L 5' incl. (1) ea bar support, carriage bolt, square washer, lock washer, Nylock nut	IBS-L5	76930	21.0
5	Sliding Support Arm Bolt Kit incl. (2) 2" bolts, (2) lock washers, (2) Nylock nuts	ISABK-LMH	77529	2.0
6	Isolation Mount Kit	IMK	76936	3.8
7	DRX200 Shim Kit (incl. 4 shims)	SHIM-KITL	77548	13.6

Impact Bed Size	Cema C or D, 5" IDLERS	CEMA C or D, 6" IDLERS
DRX200: 24"- 36"	Shim idler up 1/2"	No Kits Required
DRX200: 42"- 72"	No Kits Required	Use (1) SHIM-KITL; Shim up 0.5"

Impact Bed Size	CEMA E, 6" IDLERS	CEMA E, 7" IDLERS
DRX200: 36"-60"	Use (3) SHIM-KITL; Shim up 1.5"	Use (4) SHIM-KITL; Shim up 2"
DRX200: 72"	Use (4) SHIM-KITL; Shim up 2"	Use (5) SHIM-KITL; Shim up 2.5"

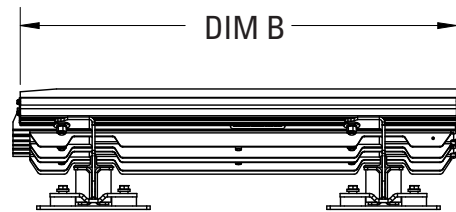
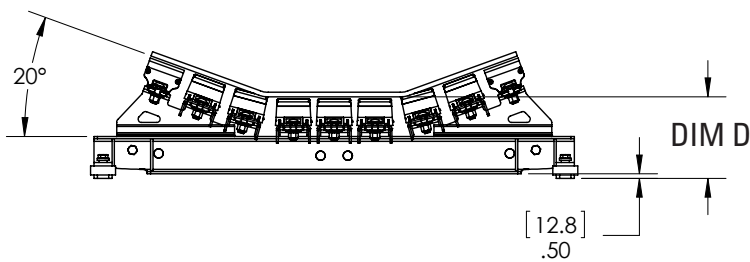
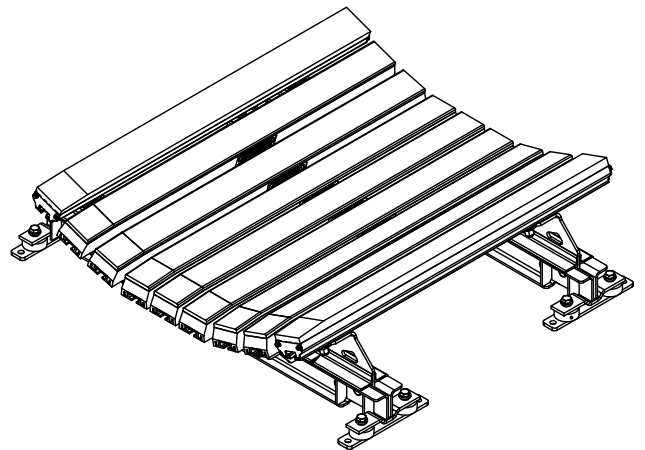
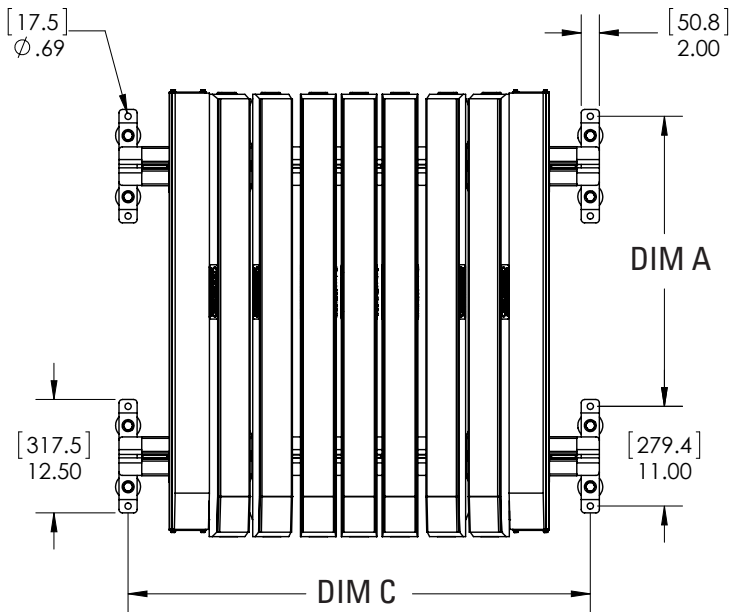
### Replacement Bars, Bar Supports and Bolt Kits Required per Belt Width - DRX200

in.	24	30	36	42	48	54	60	72
mm	600	750	900	1050	1200	1350	1500	1800
<b>Slider Bars Required</b>	2	2	2	2	2	2	2	4
<b>Impact Bars Required</b>	4	4	5	7	8	10	11	12
<b>Impact Bar Supports Required</b>	4	4	5	7	8	10	11	12
<b>Impact Bar Bolt Kits Required</b>	16	16	19	25	28	34	37	44

U.S. Patent No. 7,815,040

# Specifications and Guidelines

**DRX200**  
Impact Beds



Bed Length 4' (1.2 M)				Bed Length 5' (1.5 M)				Bed Width		Dim C		Dim D	
Dim A		Dim B		Dim A		Dim B							
in.	mm	in.	mm	in.	mm	in.	mm	in.	mm	in.	mm	in.	mm
32	812.8	48.14	1222.8	44	1117.6	58.38	1482.9	24	600	33	838	9	229
								30	750	39	991	9	229
								36	900	45	1143	9	229
								42	1050	51	1295	9	229
								48	1200	57	1448	9	229
								54	1350	63	1600	9.25	235
								60	1500	69	1753	9.25	235
								72	1800	81	2057	9.5	241



# Product Ordering Information

## DRX750 Impact Beds

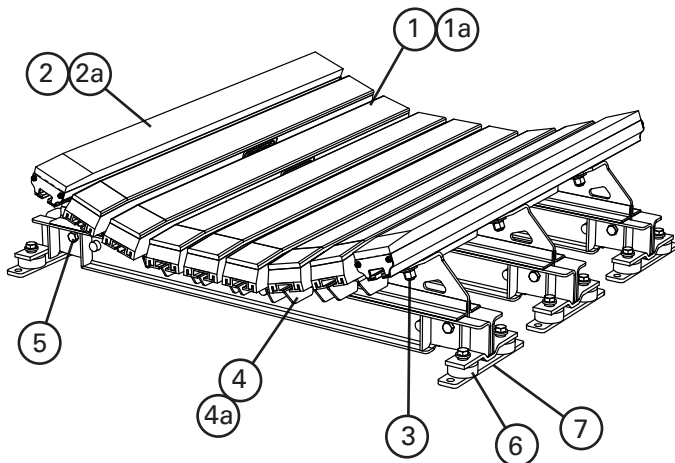
### DRX750 CEMA D construction

BELT WIDTH		TONNAGE RATING (ton/hr)	4' (1.2 M) BEDS, 20° TROUGH			4' (1.2 M) BEDS, 35° TROUGH		
in.	mm		ORDERING NUMBER	ITEM CODE	WT. LBS	ORDERING NUMBER	ITEM CODE	WT. LBS.
24	600	8,100	DRXM-24-420	76848	365.0	DRXM-24-435	76864	365.0
30	750	8,100	DRXM-30-420	76849	397.0	DRXM-30-435	76865	397.0
36	900	9,500	DRXM-36-420	76850	467.0	DRXM-36-435	76866	467.0
42	1050	12,200	DRXM-42-420	76851	592.0	DRXM-42-435	76867	592.0
48	1200	13,600	DRXM-48-420	76852	623.0	DRXM-48-435	76868	623.0
54	1350	16,300	DRXM-54-420	76853	704.0	DRXM-54-435	76869	704.0
60	1500	17,600	DRXM-60-420	76854	779.0	DRXM-60-435	76870	779.0
72	1800	19,000	DRXM-72-420	76855	896.0	DRXM-72-435	76871	896.0

BELT WIDTH		TONNAGE RATING (ton/hr)	5' (1.5 M) BEDS, 20° TROUGH			5' (1.5 M) BEDS, 35° TROUGH		
in.	mm		ORDERING NUMBER	ITEM CODE	WT. LBS	ORDERING NUMBER	ITEM CODE	WT. LBS.
24	600	8,100	DRXM-24-520	76856	403.0	DRXM-24-535	76872	403.0
30	750	8,100	DRXM-30-520	76857	435.0	DRXM-30-535	76873	435.0
36	900	9,500	DRXM-36-520	76858	514.0	DRXM-36-535	76874	514.0
42	1050	12,200	DRXM-42-520	76859	656.0	DRXM-42-535	76875	656.0
48	1200	13,600	DRXM-48-520	76860	687.0	DRXM-48-535	76876	687.0
54	1350	16,300	DRXM-54-520	76861	777.0	DRXM-54-535	76877	777.0
60	1500	17,600	DRXM-60-520	76862	861.0	DRXM-60-535	76878	861.0
72	1800	19,000	DRXM-72-520	76863	985.0	DRXM-72-535	76879	985.0

### Product Notes:

- Rated for impacts up to 750 lb-ft (100 kg-m)
- Rated for belt speeds up to 1000 fpm (5m/s)
- Slide-out serviceability
- Velocity Reduction Technology provides multiple points of protection
- Alternative trough angles or picking idler profiles available by special quote



### Replacement Parts

REF	DESCRIPTION	ORDERING NUMBER	ITEM CODE	WT. LBS.
1	Impact Bar, 4'	IB4	76926	17.0
1a	Impact Bar, 5'	IB5	76927	21.2
2	Slider Bar, 4' (1.2M)	SB4	78789	20.0
2a	Slider Bar, 5' (1.5M)	SB5	78790	24.1
3	Impact Bar Bolt Kit (incl. (1) ea 5/8" carriage bolt, square washer, flat washer, lock washer, Nylock nut)	IBBK	76928	0.5
4	Impact Bar Support -M 4' (incl. (1) bar support, (2) ea carriage bolt, square washer, lock washer, Nylock nut)	IBS-M4	76931	16.9
4a	Impact Bar Support -M 5' (incl. (1) bar support, (2) ea carriage bolt, square washer, lock washer, Nylock nut)	IBS-M5	76932	21.2
5	Sliding Support Arm Bolt Kit (incl. (2) 2" bolts, (2) lock washers, (2) Nylock nuts)	ISABK-LMH	77529	2.0
6	Isolation Mount Kit	IMK	76936	3.8
7	DRX750 Shim Kit (incl. 6 shims)	SHIM-KITM	77549	20.4

\* Belt width + 9" = Structure width

Impact Bed Size	Cema C or D, 5" IDLERS	CEMA C or D, 6" IDLERS
DRX750: 24"- 36"	Shim idler up 1/2"	No Kits Required
DRX750: 42"- 72"	No Kits Required	Use (1) SHIM-KITM; Shim up 0.5"

Impact Bed Size	CEMA E, 6" IDLERS	CEMA E, 7" IDLERS
DRX750: 36"- 60"	Use (3) SHIM-KITM; Shim up 1.5"	Use (4) SHIM-KITM; Shim up 2"
DRX750: 72"	Use (4) SHIM-KITM; Shim up 2"	Use (5) SHIM-KITM; Shim up 2.5"

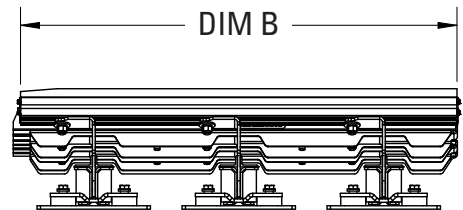
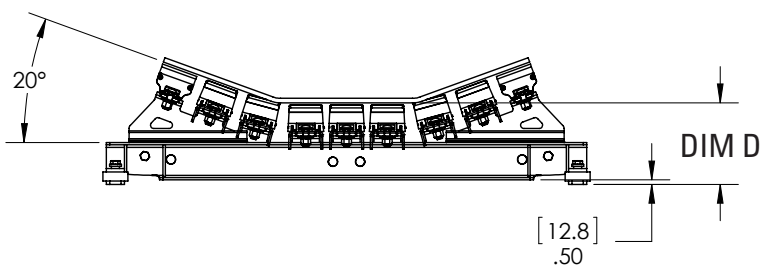
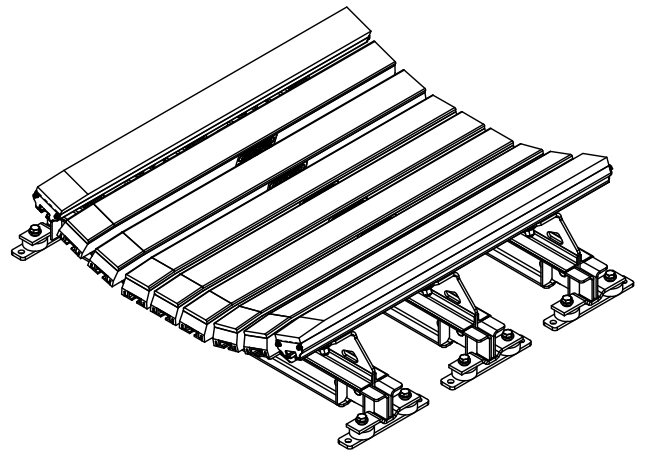
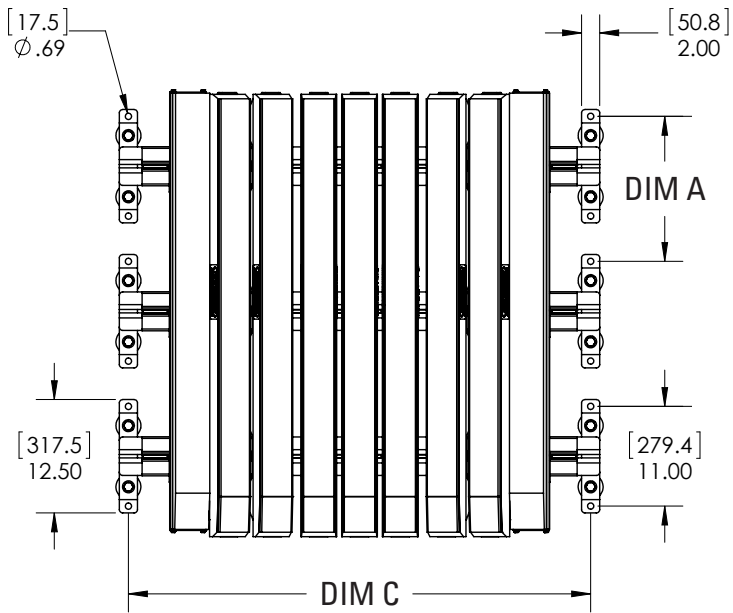
### Replacement Bars, Bar Supports and Bolt Kits Required per Belt Width - DRX750

in.	24	30	36	42	48	54	60	72
mm	600	750	900	1050	1200	1350	1500	1800
<b>Slider Bars Required</b>	2	2	2	2	2	2	2	4
<b>Impact Bars Required</b>	4	4	5	7	8	10	11	12
<b>Impact Bar Supports Required</b>	4	4	5	7	8	10	11	12
<b>Impact Bar Bolt Kits Required</b>	26	26	31	41	46	56	61	72

U.S. Patent No. 7,815,040

# Specifications and Guidelines

## DRX750 Impact Beds



Bed Length 4' (1.2 M)				Bed Length 5' (1.5 M)				Bed Width		Dim C		Dim D	
Dim A		Dim B		Dim A		Dim B							
in.	mm	in.	mm	in.	mm	in.	mm	in.	mm	in.	mm	in.	mm
16	406.4	48.14	1222.8	22	558.8	58.38	1482.9	24	600	33	838	9	229
								30	750	39	991	9	229
								36	900	45	1143	9	229
								42	1050	51	1295	9	229
								48	1200	57	1448	9	229
								54	1350	63	1600	9.25	235
								60	1500	69	1753	9.25	235
72	1800	81	2057	9.5	241								

# Product Ordering Information

## DRX1500 Impact Beds

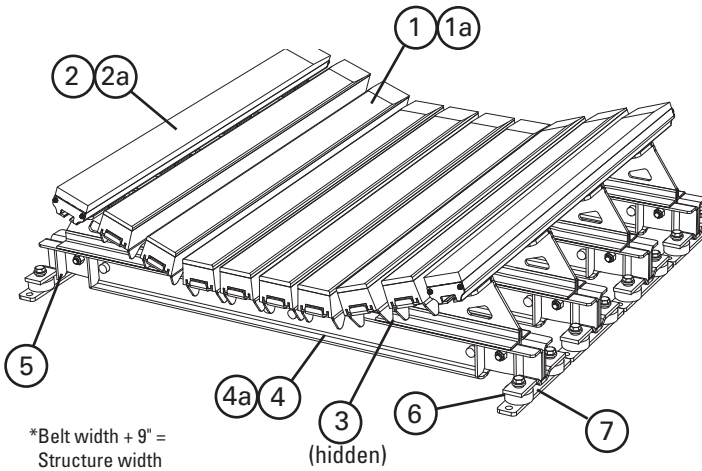
### DRX1500 CEMA D construction

BELT WIDTH		TONNAGE RATING (ton/hr)	4' (1.2 M) BEDS, 20° TROUGH			4' (1.2 M) BEDS, 35° TROUGH		
in.	mm		ORDERING NUMBER	ITEM CODE	WT. LBS	ORDERING NUMBER	ITEM CODE	WT. LBS.
24	600	12,800	DRXH-24-420	76880	503.0	DRXH-24-435	76896	503.0
30	750	12,800	DRXH-30-420	76881	545.0	DRXH-30-435	76897	545.0
36	900	14,900	DRXH-36-420	76882	628.0	DRXH-36-435	76898	628.0
42	1050	19,200	DRXH-42-420	76883	806.0	DRXH-42-435	76899	806.0
48	1200	21,300	DRXH-48-420	76884	847.0	DRXH-48-435	76900	847.0
54	1350	25,600	DRXH-54-420	76885	977.0	DRXH-54-435	76901	977.0
60	1500	27,700	DRXH-60-420	76886	1,066.0	DRXH-60-435	76902	1,066.0
72	1800	29,900	DRXH-72-420	76887	1,210.0	DRXH-72-435	76903	1,210.0

BELT WIDTH		TONNAGE RATING (ton/hr)	5' (1.5 M) BEDS, 20° TROUGH			5' (1.5 M) BEDS, 35° TROUGH		
in.	mm		ORDERING NUMBER	ITEM CODE	WT. LBS	ORDERING NUMBER	ITEM CODE	WT. LBS.
24	600	12,800	DRXH-24-520	76888	558.0	DRXH-24-535	76904	558.0
30	750	12,800	DRXH-30-520	76889	601.0	DRXH-30-535	76905	601.0
36	900	14,900	DRXH-36-520	76890	692.0	DRXH-36-535	76906	692.0
42	1050	19,200	DRXH-42-520	76891	896.0	DRXH-42-535	76907	896.0
48	1200	21,300	DRXH-48-520	76892	937.0	DRXH-48-535	76908	937.0
54	1350	25,600	DRXH-54-520	76893	1,084.0	DRXH-54-535	76909	1,084.0
60	1500	27,700	DRXH-60-520	76894	1,181.0	DRXH-60-535	76910	1,181.0
72	1800	29,900	DRXH-72-520	76895	1,334.0	DRXH-72-535	76911	1,334.0

### Product Notes:

- Rated for impacts up to 1500 lb-ft (200 kg-m)
- Rated for belt speeds up to 1000 fpm (5m/s)
- Slide-out serviceability
- Velocity Reduction Technology provides multiple points of protection
- Alternative trough angles or picking idler profiles available by special quote



### Replacement Parts

REF	DESCRIPTION	ORDERING NUMBER	ITEM CODE	WT. LBS.
1	Impact Bar, 4'	IB4	76926	17.0
1a	Impact Bar, 5'	IB5	76927	21.2
2	Slider Bar, 4' (1.2M)	SB4	78789	20.0
2a	Slider Bar, 5' (1.5M)	SB5	78790	24.1
3	Impact Bar Bolt Kit incl. (1) ea 5/8" carriage bolt, square washer, flat washer, lock washer, Nylock nut	IBBK	76928	0.5
4	Impact Bar Support -H 4' incl. (1) bar support, (2) ea carriage bolt, square washer, lock washer, Nylock nut	IBS-H4	76933	16.6
4a	Impact Bar Support -H 5' incl. (1) bar support, (2) ea carriage bolt, square washer, lock washer, Nylock nut	IBS-H5	76934	21.0
5	Sliding Support Arm Bolt Kit incl. (2) 2" bolts, (2) lock washers, (2) Nylock nuts	ISABK-LMH	77529	2.0
6	Isolation Mount Kit	IMK	76936	3.8
7	DRX1500 Shim Kit (incl. 8 shims)	SHIM-KITH	77550	27.2

Impact Bed Size	Cema C or D, 5" IDLERS	CEMA C or D, 6" IDLERS
DRX1500: 24"- 36"	Shim idler up 1/2"	No Kits Required
DRX1500: 42"- 72"	No Kits Required	Use (1) SHIM-KITH; Shim up 0.5"

Impact Bed Size	CEMA E, 6" IDLERS	CEMA E, 7" IDLERS
DRX1500: 36"-60"	Use (3) SHIM-KITH; Shim up 1.5"	Use (4) SHIM-KITH; Shim up 2"
DRX1500: 72"	Use (4) SHIM-KITH; Shim up 2"	Use (5) SHIM-KITH; Shim up 2.5"

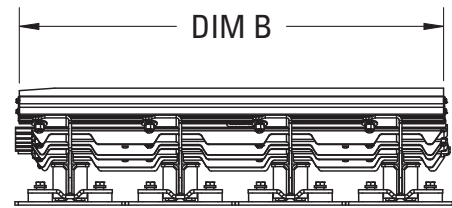
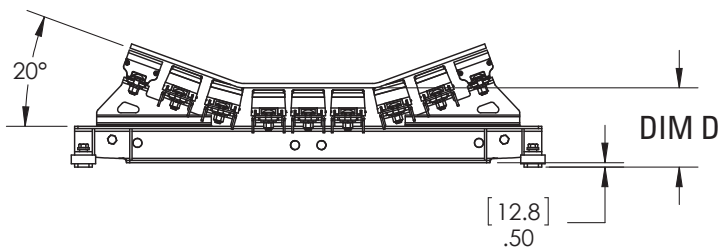
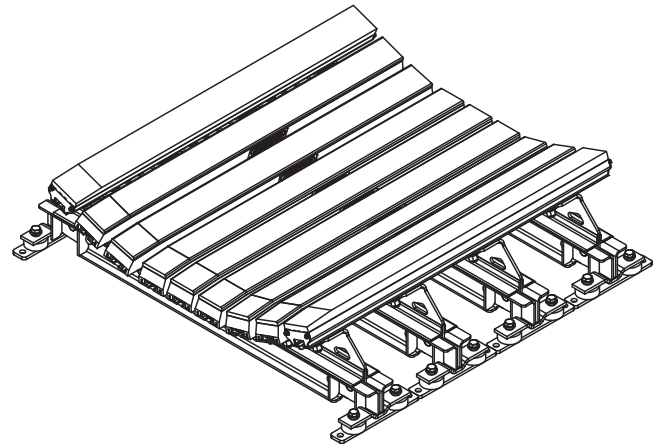
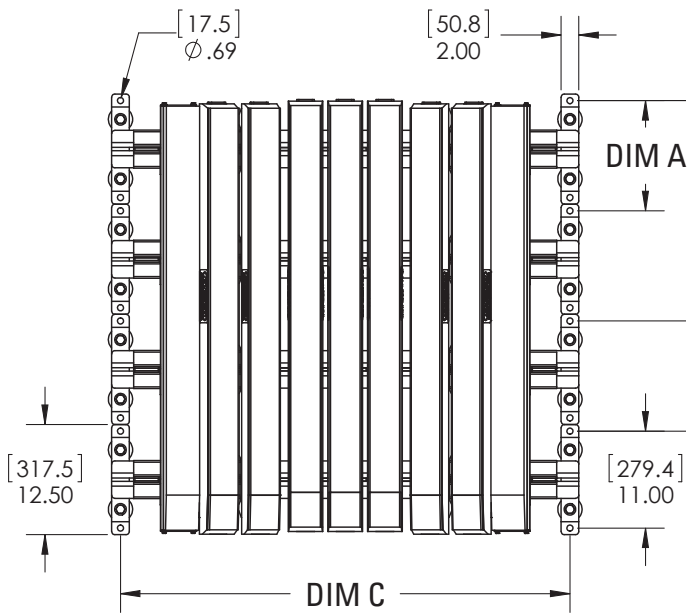
### Replacement Bars and Bolt Kits Required per Belt Width - DRX1500

	in.	24	30	36	42	48	54	60	72
	mm	600	750	900	1050	1200	1350	1500	1800
<b>Slider Bars Required</b>		2	2	2	2	2	2	2	4
<b>Impact Bars Required</b>		4	4	5	7	8	10	11	12
<b>Impact Bar Supports Required</b>		4	4	5	7	8	10	11	12
<b>Impact Bar Bolt Kits Required</b>		32	32	38	50	56	68	74	88

U.S. Patent No. 7,815,040

# Specifications and Guidelines

## DRX1500 Impact Beds



Bed Length 4' (1.2 M)				Bed Length 5' (1.5 M)				Bed Width		Dim C		Dim D	
Dim A		Dim B		Dim A		Dim B							
in.	mm	in.	mm	in.	mm	in.	mm	in.	mm	in.	mm	in.	mm
12.5	317.5	48.14	1222.8	16	406.4	58.38	1482.9	24	600	33	838	9	229
								30	750	39	991	9	229
								36	900	45	1143	9	229
								42	1050	51	1295	9	229
								48	1200	57	1448	9	229
								54	1350	63	1600	9.25	235
								60	1500	69	1753	9.25	235
								72	1800	81	2057	9.5	241

# Product Ordering Information

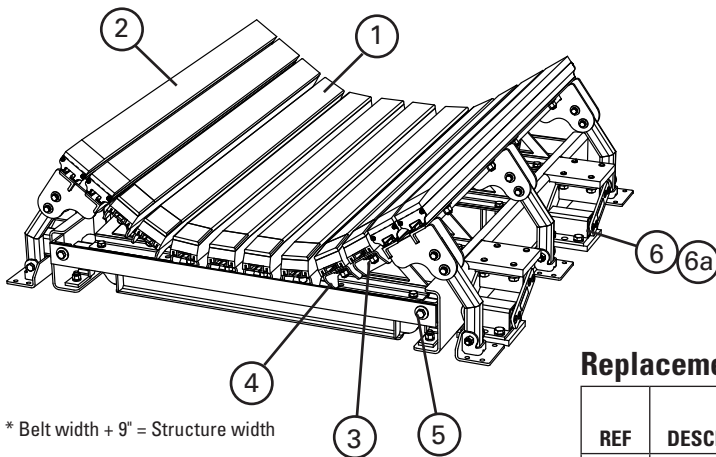
## DRX3000 Dynamic Beds

**DRX3000** CEMA E construction

BELT WIDTH		TONNAGE RATING (ton/hr)	5' (1.5 M) BEDS, 20° TROUGH			5' (1.5 M) BEDS, 35° TROUGH		
in.	mm		ORDERING NUMBER	ITEM CODE	WT. LBS	ORDERING NUMBER	ITEM CODE	WT. LBS.
42	1050	28,700	DRXD-42-520	76912	1,351.0	DRXD-42-535	76919	1,351.0
48	1200	31,900	DRXD-48-520	76913	1,407.0	DRXD-48-535	76920	1,407.0
54	1350	38,300	DRXD-54-520	76914	1,568.0	DRXD-54-535	76921	1,568.0
60	1500	41,500	DRXD-60-520	76915	1,676.0	DRXD-60-535	76922	1,676.0
72	1800	44,700	DRXD-72-520	76916	2,098.0	DRXD-72-535	76923	2,098.0
84	2100	51,100	DRXD-84-520	76917	2,261.0	DRXD-84-535	76924	2,261.0
96	2400	63,900	DRXD-96-520	76918	2,609.0	DRXD-96-535	76925	2,609.0

### Product Notes:

- For extreme impact applications up to 3000 lb-ft (lump size x drop height).
- Rated for belt speeds up to 1000 fpm (5m/s)
- Impact Energy Absorbers compress up to 3" (75mm) to absorb extreme impact energy to minimize damaging forces and protect the belt.
- Alternative trough angles or picking idler profiles available by special quote



\* Belt width + 9" = Structure width

### Replacement Parts

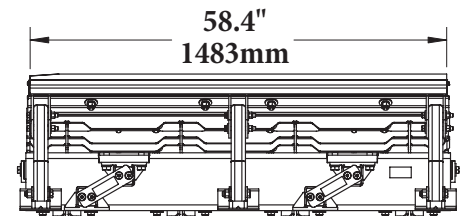
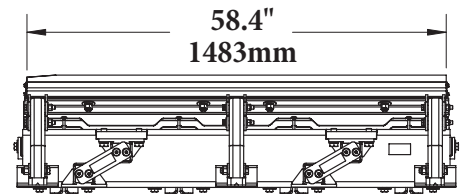
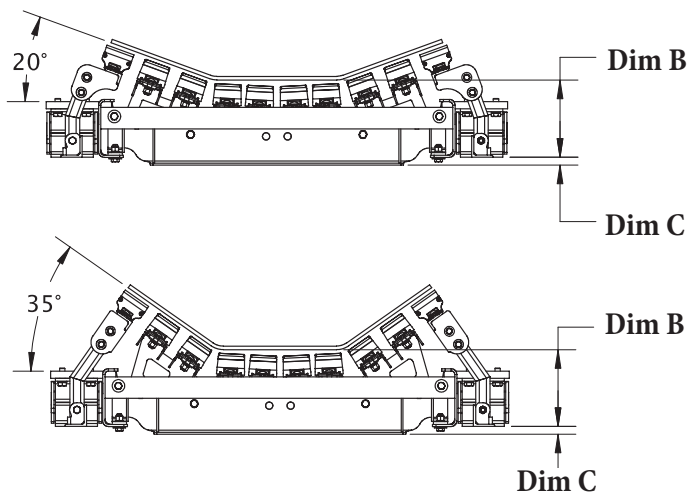
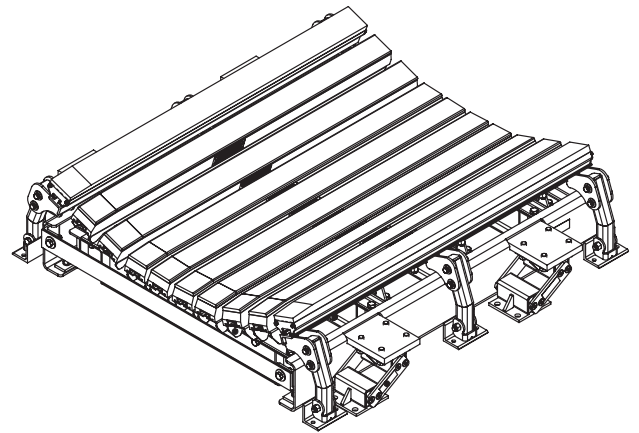
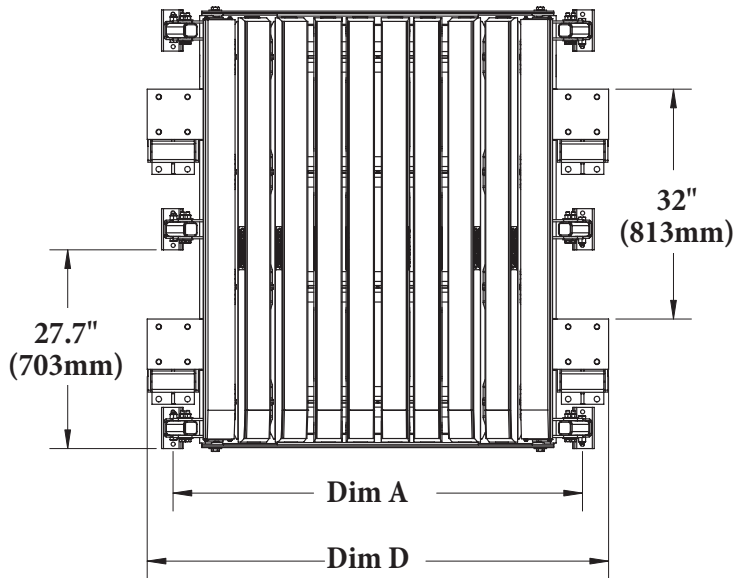
REF	DESCRIPTION	ORDERING NUMBER	ITEM CODE	WT. LBS.
1	Impact Bar, 5' (1/2" UHMW)	IB5	76927	21.2
2	Slider Bar, 5' (1.5M)	SB5	78790	24.1
3	Impact Bar Bolt Kit incl. (1) ea 5/8" carriage bolt, square washer, flat washer, lock washer, Nylock nut	IBBK	76928	0.5
4	Impact Bar Support - D 5' incl. (1) bar support, (2) ea carriage bolt, square washer, lock washer, Nylock nut	IBS-D5	77530	21.0
5	Sliding Support Arm Bolt Kit incl. (4) 1-1/2" bolts, (2) 2" bolts, (6) lock washers, (6) Nylock nuts	ISABK	76935	2.0
6	Impact Energy Absorber 42-60	IEA-42-60	76937	42.0
6a	Impact Energy Absorber 72-96	IEA-72-96	76938	66.0

### Replacement Bars and Bolt Kits Required per Belt Width - DRX3000

	42	48	54	60	72	84	96
<b>in.</b>	<b>42</b>	<b>48</b>	<b>54</b>	<b>60</b>	<b>72</b>	<b>84</b>	<b>96</b>
<b>mm</b>	<b>1050</b>	<b>1200</b>	<b>1350</b>	<b>1500</b>	<b>1800</b>	<b>2100</b>	<b>2400</b>
<b>Slider Bars Required</b>	2	2	4	4	4	4	4
<b>Impact Bars Required</b>	8	8	8	9	12	12	16
<b>Impact Bar Supports Required</b>	8	8	8	9	12	12	16
<b>Impact Bar Bolt Kits Required</b>	56	56	64	70	88	88	112

# Specifications and Guidelines

**DRX3000**  
Dynamic Beds



Bed Width		Dim A		Dim B		Dim C		Dim D	
in.	mm	in.	mm	in.	mm	in.	mm	in.	mm
42	1050	51	1295.4	10.75	273	1.09	27.7	58.25	1479.6
48	1200	57	1447.8	10.75	273	1.09	27.7	64.25	1632.0
54	1350	63	1600.2	10.75	273	1.09	27.7	70.25	1784.4
60	1500	69	1752.6	10.75	273	1.09	27.7	76.25	1936.8
72	1800	81	2057.4	11.50	292.1	1.15	29.1	90.25	2292.4
84	2100	93	2362.2	11.75	298.5	1.15	29.1	102.25	2597.2
96	2400	105	2667.0	11.75	298.5	1.15	29.1	114.25	2902.0



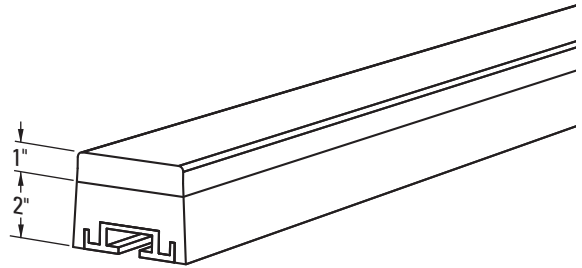
# Product Ordering Information

## DRX™ Impact Beds Optional Parts and Tools

### Impact Bars with 1" UHMW

For impact beds that have heavy abrasive wear on the impact bars.

DESCRIPTION	ORDERING NUMBER	ITEM CODE	WT. LBS.
4' Impact Bar with 1" UHMW	IB4-1U	76965	17.0
5' Impact Bar with 1" UHMW	IB5-1U	76966	21.2



Impact Bar with 1" UHMW Cover

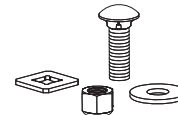
### Impact Bar Bolt Kit for Other OEM Impact Beds\*

1/2" carriage bolt, square washer, flat washer and Nylock nut to mount DRX Impact Bars on other OEM beds that use 1/2" T-bolts.

Count cross stringers on OEM bed (example: 3 cross stringers require 3 Bolt Kits per impact bar)

DESCRIPTION	ORDERING NUMBER	ITEM CODE	WT. LBS.
OEM Impact Bar Bolt Kit	OIBBK	76950	0.5

\*Kit includes 1 ea. bolt, square washer, flat washer and Nylock nut.

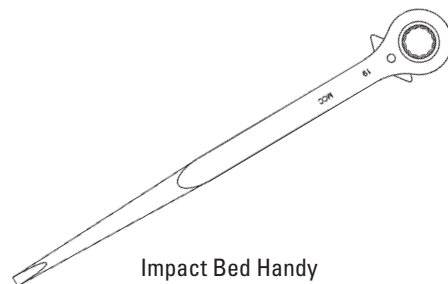


Optional Impact Bar Bolt Kit

### Impact Bed Handy Wrench

A ratcheting wrench with 2 common socket sizes: 3/4" & 15/16" (19mm & 24mm) for installation and maintenance of impact beds.

DESCRIPTION	ORDERING NUMBER	ITEM CODE	WT. LBS.
Impact Bed Handy Wrench	HW-IMPB	76939	1.6



Impact Bed Handy Wrench



# Selection Guidelines


# Belt Tracking Products

MODEL	APPLICATION RANGE
Belt Positioner™	Return side only, 800 PIW max tension on Small, Medium and Large; 1200 PIW max tension on Extra Large. Also works on reversing belts.
PTEZ™	Medium-duty belts up to 1600 PIW max tension. Also works on reversing belts. Belt width 18" - 48" (450 - 1200mm).
PT Smart™	Medium-duty belts up to 1600 PIW max tension. Belt width 42" - 84" (1050 - 2100mm). Belt thickness 1" (25mm) maximum.
HD PTEZ™	Medium-duty belts up to 2400 PIW max tension. Belt widths + 9" (225mm) idler. Belt thickness 1" (25mm) maximum. Also works on reversing belts.
PT Pro™	Medium-duty belts 150 PIW min to 1600 PIW max tension. Belt width 18" - 72" (450 - 1800mm). Also works on reversing belts.
HD PT Pro™	Heavy-duty belts 300 PIW min to 2400 PIW max tension. Belt width 48" - 96" (1200 - 2400mm). Also works on reversing belts.
PT Max™	Heavy-duty belts up to 3000 PIW max tension. Generally 3/4" to 1" thick (19mm to 25mm) Belt width 24" - 60" (600 - 1500mm)
HD PT Max™	Heavy-duty belts up to 6000 PIW max tension. Belt width 54" - 84" (1350 - 2100mm)

Belt Positioner™




PTEZ™



PT Smart™ Standard



HD PTEZ™



PT Pro™



PT Max™ Top Side



PT Max™ Return Side



Conveyor Criteria	Belt Positioner™	PTEZ™	Heavy Duty PTEZ™	PT Smart™	PT Pro™	Heavy Duty PT Pro™	PT Max™	Heavy Duty PT Max™	Super Duty PT Max™
Top side mistracking	No	No	No	No	No	No	Yes	Yes	Yes
Return side mistracking	Yes	Yes	Yes	Yes	Yes	Yes	Yes	Yes	Yes
Reversing	Yes	Yes	Yes	No	Yes	Yes	No	No	No
Belt mistracking to one side	Better	Better	Better	Better	Better	Better	Better	Better	Better
Belt mistracking to both sides	Acceptable	Better	Better	<b>Best</b>	Better	Better	<b>Best</b>	<b>Best</b>	<b>Best</b>
Inconsistent tracking problem	Good	Better	Better	<b>Best</b>	Better	Better	<b>Best</b>	<b>Best</b>	<b>Best</b>
Belt is cupped (heavy)	<b>Best</b> ‡	Better ‡	Better ‡	Better	Better	Better	Better	Better	Better
Belt has edge damage	<b>Best</b>	<b>Best</b>	<b>Best</b>	Good	<b>Best</b>	<b>Best</b>	Good	Good	Good
Ease of Installation	<b>Best</b>	Better	Better	Good	Good	Good	Good	Good	Good
Belt has low running tension (150-300 PIW)	Good	Good	Good	Good	Good	N/A	Good	N/A	N/A
Belt has medium running tension (300-1600 PIW)	Better	Better	Better	Better	Better	Better	<b>Best</b>	<b>Best</b>	<b>Best</b>
Belt has high running tension (1600+ PIW)	N/A	N/A	N/A	N/A	N/A	<b>Best</b>	Better	<b>Best</b>	<b>Best</b>
Approx. "upstream" effect*Δ	50' (15 M)	20' (6 M)	20' (6 M)	20' (6 M)	20' (6 M)	20' (6 M)	50' (15 M)	50' (15 M)	50' (15 M)
Approx. "downstream" effect*Δ	50' (15 M)	100' - 120' (30 - 36 M)	100' - 120' (30 - 36 M)	120' - 150' (36 - 45 M)	100' - 120' (30 - 36 M)	100' - 120' (30 - 36 M)	150' - 200' (45 - 61 M)	150' - 200' (45 - 61 M)	150' - 200' (45 - 61 M)

‡ Installed on the clean side of the return belt

\* Typical results; actual results may vary

Δ Disc idlers have the potential to reduce these numbers

# Product Ordering Information

**Belt Positioner™**



## Belt Positioners with Rubber Rollers

SIZE	BELT WIDTH (Min-Max)		POSITIONER WIDTH (Min-Max)		ORDERING NUMBER	ITEM CODE	WT. LBS.
	in.	mm	in.	mm			
Small	18-24	450-600	24-34	600-850	RBP1R-S	90646	60.5
Medium	30-48	750-1200	34-56	850-1400	RBP1R-M	90647	73.5
Large	54-72	1350-1800	56-83	1400-2075	RBP1R-L	90648	94.0
Extra Large	72-96	1800-2400	72-120	1800-3000	RBP1R-XL	90649	182.0

## Belt Positioners with Steel Rollers

SIZE	BELT WIDTH (Min-Max)		POSITIONER WIDTH (Min-Max)		ORDERING NUMBER	ITEM CODE	WT. LBS.
	in.	mm	in.	mm			
Small	18-24	450-600	24-34	600-850	RBP1S-S	74558	69.8
Medium	30-48	750-1200	34-56	850-1400	RBP1S-M	74559	84.6
Large	54-72	1350-1800	56-83	1400-2075	RBP1S-L	74560	109.5
Extra Large	72-96	1800-2400	72-120	1800-3000	RBP1S-XL	74561	199.6

Use next larger size for belt widths between ranges.

NOTE: Idler Rollers on sizes S, M and L are 5" (125mm) diameter and rated CEMA D.

Idler Rollers on the XL size are 6" (150mm) diameter and rated CEMA E.

## Product Notes:

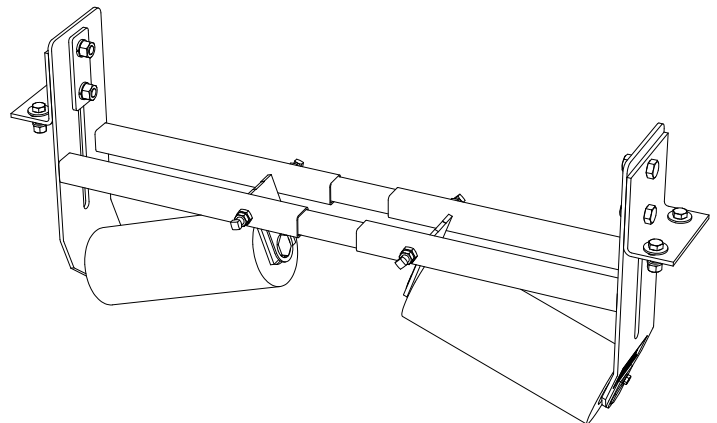
- The Positioner should be centered between two standard return rollers. For general applications—standard belts up to 72" (1800mm): position the unit no closer than 3' (.9M) to a return roller and no farther than 6' (1.8M).
- Works on the return side of the conveyor using simple angled rollers mounted in a fixed position to quickly and continuously funnel the belt into the correct path.
- A "quick fix" solution for belts that consistently wander to one side.
- Typically installed before the tail pulley to keep the belt centered at the critical loading point. Center loading is the key to solving many top side tracking problems.
- Idler rollers make smooth contact with the return belt's bottom cover, eliminating excessive wear and damage to the belt's edges.
- Has no pivoting mechanism to freeze up and cause the unit to stop working.
- Once installed, no further adjustment is required.

# Specifications & Guidelines

## Belt Width Specifications

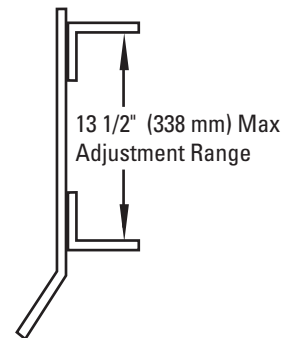
SIZE	BELT WIDTH (Min-Max)		POSITIONER WIDTH (Min-Max)	
	in.	mm	in.	mm
Small	18-24	450-600	24-34	600-850
Medium	30-48	750-1200	34-56	850-1400
Large	54-72	1350-1800	56-83	1400-2075
Extra Large	72-96	1800-2400	72-120	1800-3000

Use next larger size for belt widths between ranges.



## Application Guidelines

- Belt Splice ..... Mechanically Fastened/Vulcanized
- Belt Speed..... 1000 FPM (5m/s)
- Belt Direction..... Reversing



## Roller Specifications

SPECIFICATION	Rubber	Steel
Material	STEEL and 3/8" RUBBER	STEEL
Durometer	60	N/A
Rating	CEMA D (XL is CEMA E)	CEMA D (XL is CEMA E)
Bearings	6305 Sealed Ball Bearing	6305 Sealed Ball Bearing
Shaft Diameter	1" (25mm)	1" (25mm)
Wall Thickness	9 Gauge (.148) (XL - 1/4")	9 Gauge (.148) (XL - 1/4")
Specific Gravity	Over 1	Over 1
Working Temperature	-4° to 220° F -20° to 104° C	-4° to 220° F -20° to 104° C
Grease & Chemical Resistance	Good	Good
Sticky Material Performance	Excellent	Good

## Roller Dimensions

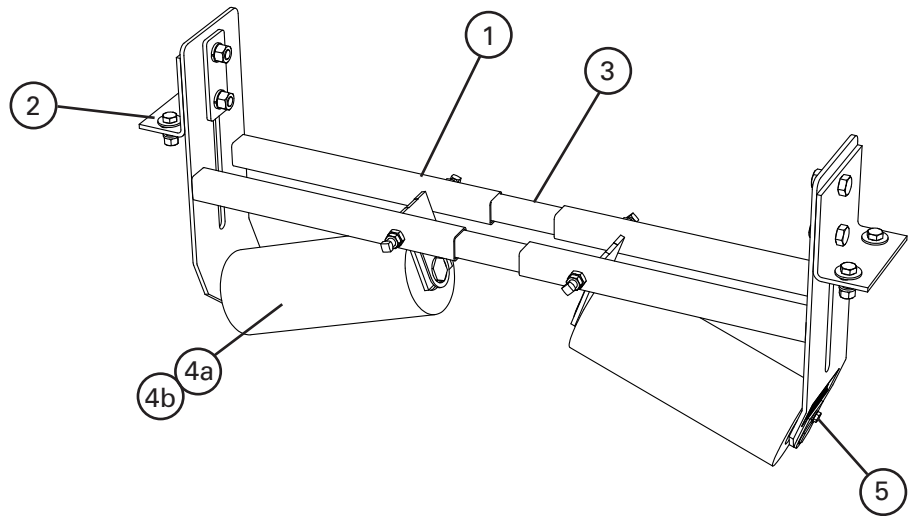
SIZE	LENGTH		DIAMETER	
	in.	mm	in.	mm
Small	9	225	5	125
Medium	13	325	5	125
Large	19	475	5	125
Extra Large	21	525	6	150

## Product Notes:

- Optimal location: no closer than 3' (.9M) and no further than 6' (1.8M) from a return roller.
- All rollers are "sealed for life". No regreasing maintenance is required.
- MSHA approved.

# Replacement Parts List

**Belt Positioner™**



## Replacement Parts

REF	DESCRIPTION	BELT WIDTH (Min-Max)		ORDERING NUMBER	ITEM CODE	WT. LBS.
		in.	mm			
1	Small Frame Kit* (1 ea.)	18-24	450-600	RBPFK-S	75522	12.5
	Medium Frame Kit* (1 ea.)	30-48	750-1200	RBPFK-M	75523	14.5
	Large Frame Kit* (1 ea.)	54-72	1350-1800	RBPFK-L	75524	19.5
	Extra Large Frame Kit* (1 ea.)	72-96	1800-2400	RBPFK-XL	75525	28.5
2	Mounting Bracket Kit* (1 ea.)			RBPMBK	75526	6.0
3	Small Inner Tube (1 ea.)	18-24	450-600	RBPIT-S	75527	3.0
	Medium Inner Tube (1 ea.)	30-48	750-1200	RBPIT-M	75528	4.5
	Large Inner Tube (1 ea.)	54-72	1350-1800	RBPIT-L	75529	6.5
	Extra Large Inner Tube (1 ea.)	72-96	1800-2400	RBPIT-XL	75530	9.0

\* Hardware included

## Replacement Rollers

REF	DESCRIPTION	ORDERING NUMBER	ITEM CODE	WT. LBS.
4a	Small Rubber Roller	RBPRR-S	90650	7.9
	Medium Rubber Roller	RBPRR-M	90651	11.0
	Large Rubber Roller	RBPRR-L	90652	15.5
	Extra Large Rubber Roller	RBPRR-XL	90653	27.8
4b	Small Steel Roller	RBPSR-S	74562	12.2
	Medium Steel Roller	RBPSR-M	74563	16.5
	Large Steel Roller	RBPSR-L	74564	23.2
	Extra Large Steel Roller	RBPSR-XL	74565	36.6
5	Roller Retainer Kit*	RBPRET	73163	0.5

Idler rollers on sizes S, M and L are 5" (125mm) diameter and rated CEMA D.  
Idler rollers on the XL size are 6" (150mm) diameter and rated CEMA E.


\*Roller Retainer Kit not required for XL rollers (SDX style).

# Product Ordering Information

**PTEZ™**  
Belt Trainer

## PTEZ™ Belt Trainer

BELT WIDTH		ORDERING NUMBER	ITEM CODE	WT. LBS.
in.	mm			
18	450	PTEZ-18	90265	120.0
24	600	PTEZ-24	90266	130.0
30	750	PTEZ-30	90267	140.0
36	900	PTEZ-36	90268	150.0
42	1050	PTEZ-42	90269	160.0
48	1200	PTEZ-48	90270	170.0



## HD PTEZ™ Belt Trainer

BELT WIDTH		ORDERING NUMBER	ITEM CODE	WT. LBS.
in.	mm			
42	1050	PTEZHD-42/1050	90616	228.0
48	1200	PTEZHD-48/1200	90617	252.0
54	1350	PTEZHD-54/1350	90618	277.0
56	1400	PTEZHD-56/1400	90795	285.0
60	1500	PTEZHD-60/1500	90619	301.0
64	1600	PTEZHD-64/1600	90796	317.0
72	1800	PTEZHD-72/1800	90620	349.0
80	2000	PTEZHD-80/2000	90797	382.0
84	2100	PTEZHD-84/2100	90621	398.0

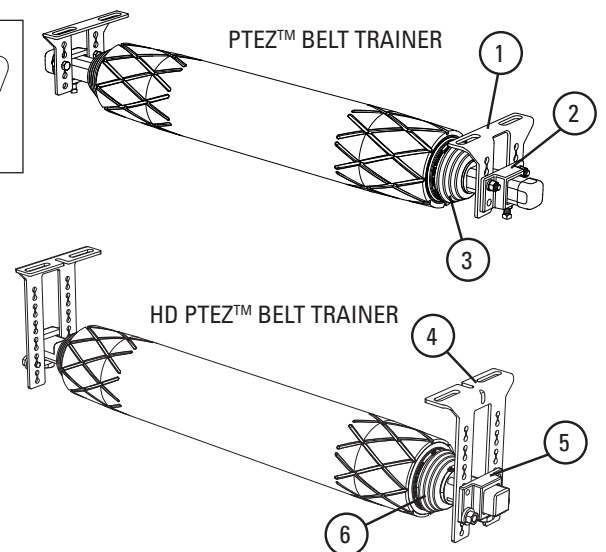
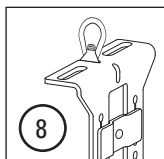

## HD PTEZ™ UG Belt Trainer

BELT WIDTH		ORDERING NUMBER	ITEM CODE	WT. LBS.
in.	mm			
42	1050	PTEZHD-42/1050-UG	90798	230.0
48	1200	PTEZHD-48/1200-UG	90799	254.0
54	1350	PTEZHD-54/1350-UG	90800	279.0
60	1500	PTEZHD-60/1500-UG	90801	303.0
72	1800	PTEZHD-72/1800-UG	90802	351.0

## Product Notes:

- Simple adjustable mounting brackets ensure quick and accurate installation.
- Urethane roller cover ensures long-lasting performance.
- Works in multiple applications, yet economical. Single-direction and reversing belts. Wet or dry conditions. Belts with edge damage or wear. Belts mistracking to one or both sides.
- Easy ordering and installation. Enhanced to meet instant demands for training solutions, the PTEZ is available on a one-working-day lead time. The simple brackets and component construction also ensure a quick and easy installation.
- Uses tapered and patterned roller to activate the trainer movement. Pivot influences direction while Tilt increases the tension on the mistracked side—the result is two forces quickly moving the belt back to center.
- Works with mechanically fastened or vulcanized belts.

## Replacement Parts List



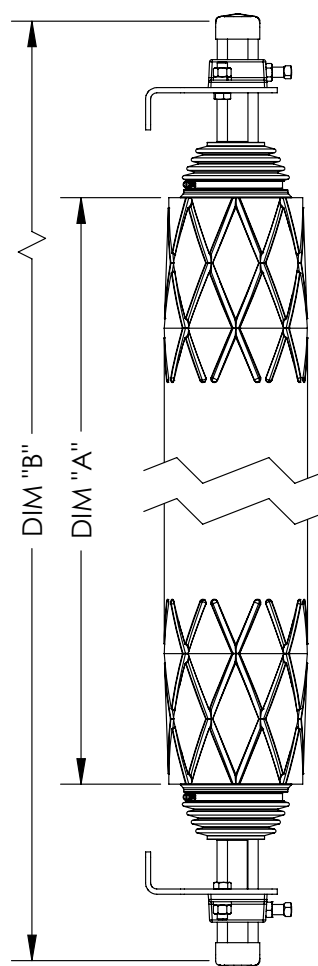
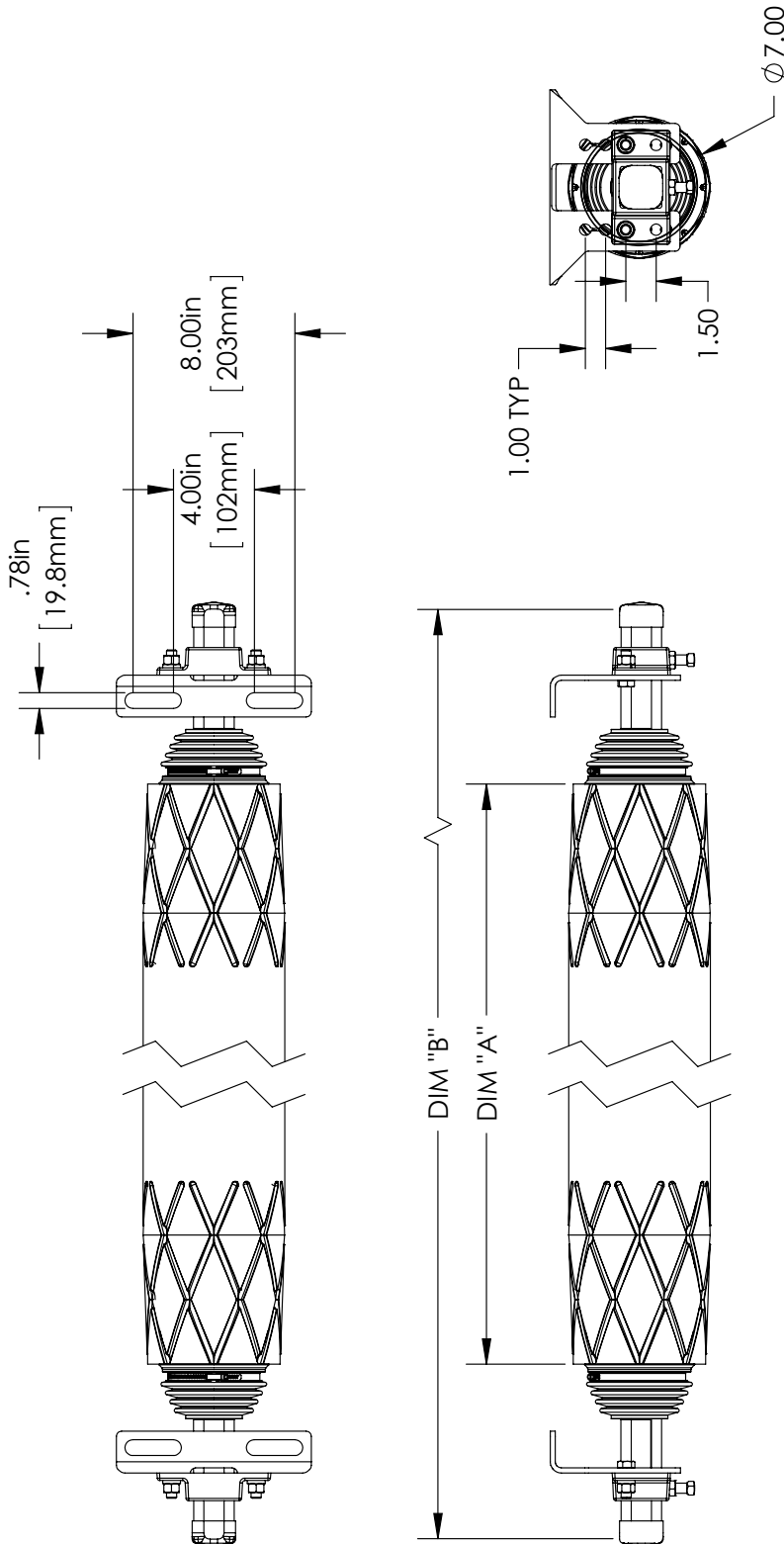
## PTEZ™ Replacement Parts

REF	DESCRIPTION	ORDERING NUMBER	ITEM CODE	WT. LBS.
1	PTEZ Mounting Bracket Kit (2 ea.)	PTEZMB	90351	8.0
2	PTEZ Pole Bracket Kit (2 ea.)	PTEZPB	90352	6.0
3	PTEZ Dust Cover Kit (2 ea.)	PTEZDC	90353	1.0
4	PTEZ HD Mount Bracket Kit (2 ea.)	PTEZHD-MBK	90803	19.0
5	PTEZ HD Pole Bracket Kit (2 ea.)	PTEZHD-PBK	90804	8.0
6	PTEZ HD Dust Cover Kit (2 ea.)	PTEZHD-DCK	90805	1.0
7	PTEZ HD Wire Rope Bolt Kit (2 ea.)	PTEZHD-WRBK	90806	1.0
8	PTEZ HD J Bolt Bracket Kit (2 ea.)	PTEZHD-JBBK	90807	2.0

\*Bracket set for 1 roller

# Specifications & Guidelines

**PTEZ™**  
Belt Trainer

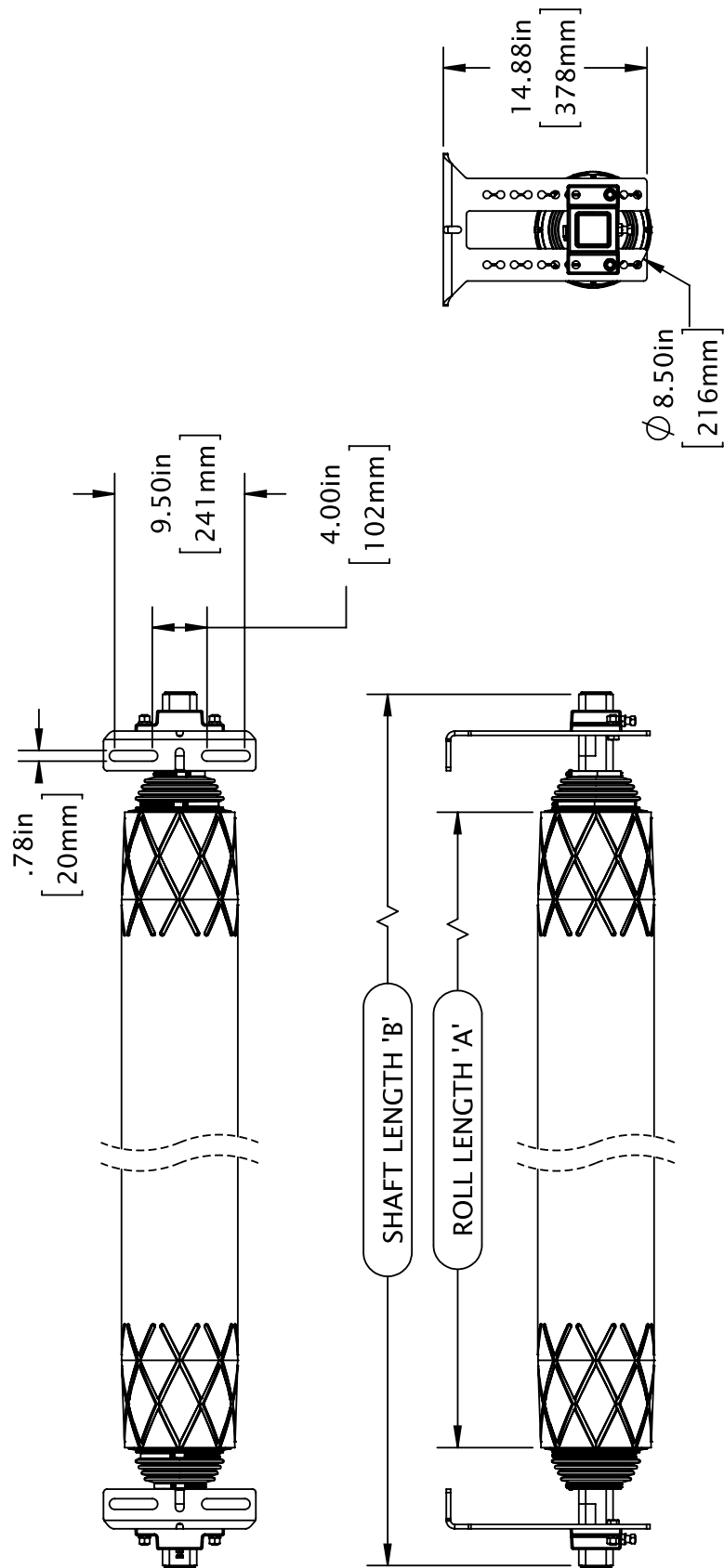


PART NUMBER	BELT WIDTH	DIM "A"	DIM "B"
90265	18"	18.75" [476mm]	36" [914mm]
90266	24"	24.75" [629mm]	42" [1067mm]
90267	30"	30.75" [781mm]	48" [1219mm]
90268	36"	36.75" [933mm]	54" [1372mm]
90269	42"	42.75" [1086mm]	60" [1524mm]
90270	48"	48.75" [1238mm]	66" [1676mm]

# Specifications & Guidelines

**HD PTEZ™**  
Belt Trainer

SPECIFICATIONS					
BELT WIDTH (in)	ROLL LENGTH 'A' (mm)	ROLL LENGTH 'A' (in)	SHAFT LENGTH 'B' (mm)	SHAFT LENGTH 'B' (in)	ITEM CODE
42	1050	42.75	1086	60	90616
48	1200	48.75	1238	66	90617
54	1350	54.75	1391	72	90618
56	1400	56.75	1441	74	90795
60	1500	60.75	1543	78	90619
64	1600	64.75	1645	82	90796
72	1800	72.75	1848	90	90620
80	2000	80.75	2051	98	90797
84	2100	84.75	2153	102	90621

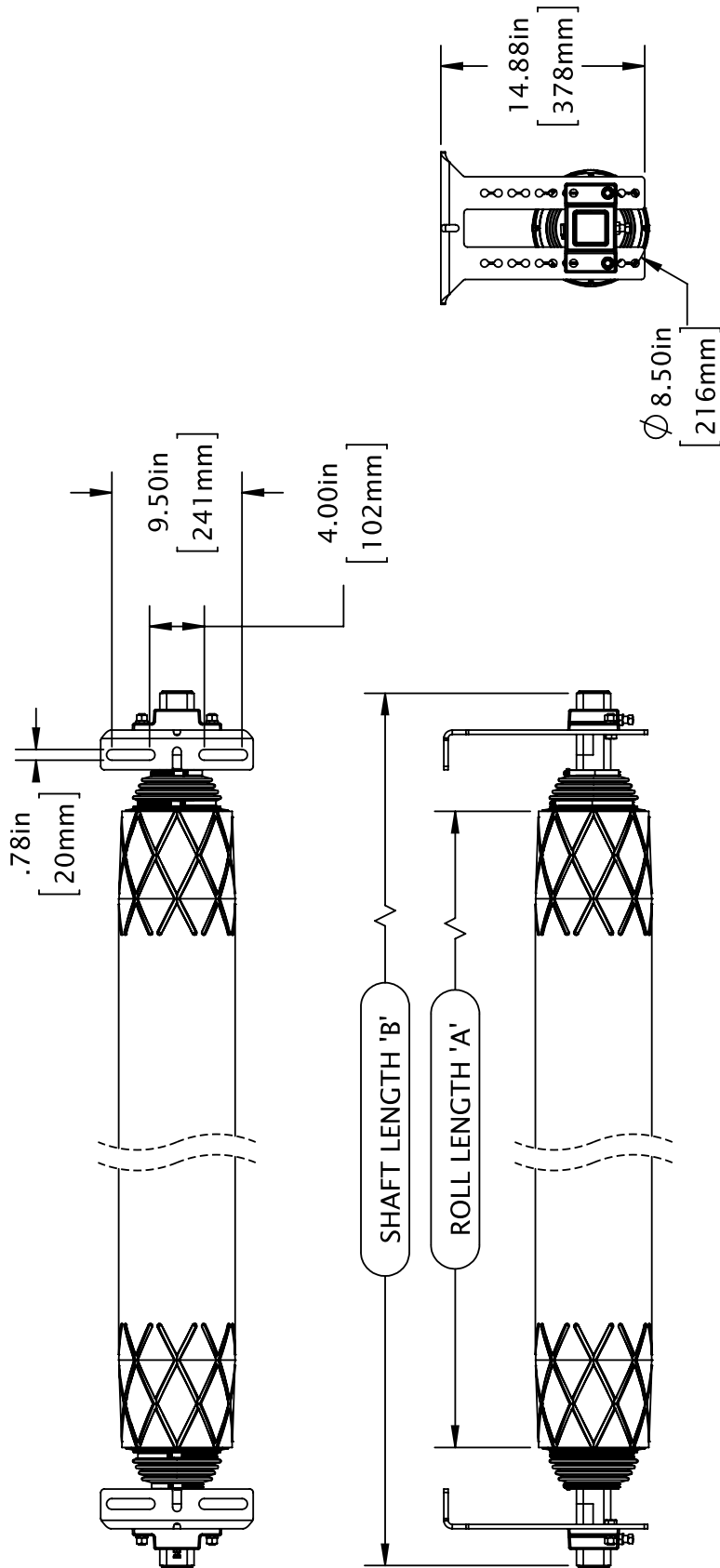




# Specifications & Guidelines


## HD PTEZ™ Underground Belt Trainer

SPECIFICATIONS					
BELT WIDTH (in)	ROLL LENGTH 'A' (mm)	ROLL LENGTH 'A' (in)	SHAFT LENGTH 'B' (mm)	SHAFT LENGTH 'B' (in)	ITEM CODE
42	1050	42.75	1086	60	90616
48	1200	48.75	1238	66	90617
54	1350	54.75	1391	72	90618
56	1400	56.75	1441	74	90795
60	1500	60.75	1543	78	90619
64	1600	64.75	1645	82	90796
72	1800	72.75	1848	90	90620
80	2000	80.75	2051	98	90797
84	2100	84.75	2153	102	90621



# Product Ordering Information

## PT Smart™ Belt Trainer



### PT Smart™ Belt Trainer

BELT TRAINER COMPLETE					REPLACEMENT ROLLERS		
BELT WIDTH		ORDERING NUMBER	ITEM CODE	WT. LBS.	ORDERING NUMBER	ITEM CODE	WT. LBS.
in.	mm						
18	450	PTS-18R	77664	121.0	PTS-RR21	77680	22.0
24	600	PTS-24R	77665	141.0	PTS-RR27	77681	27.0
30	750	PTS-30R	77666	154.0	PTS-RR33	77682	32.2
36	900	PTS-36R	77667	169.0	PTS-RR39	77683	36.0
42	1050	PTS-42R	77668	186.0	PTS-RR45	77684	41.5
48	1200	PTS-48R	77669	197.0	PTS-RR51	77685	45.0
54	1350	PTS-54R	77670	210.0	PTS-RR57	77686	47.5
60	1500	PTS-60R	77671	224.0	PTS-RR63	77687	53.0
72	1800	PTS-72R	77672	242.0	PTS-RR75	77689	57.0

PT SMART™ STANDARD  
BELT TRAINER  
(Roller Included)



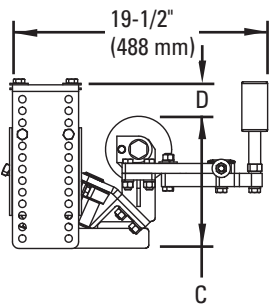
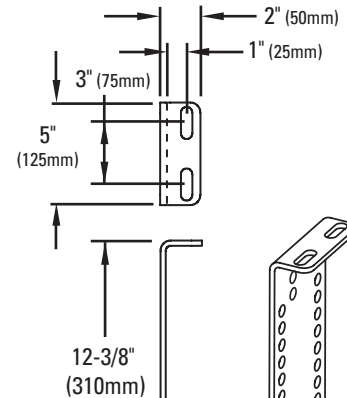
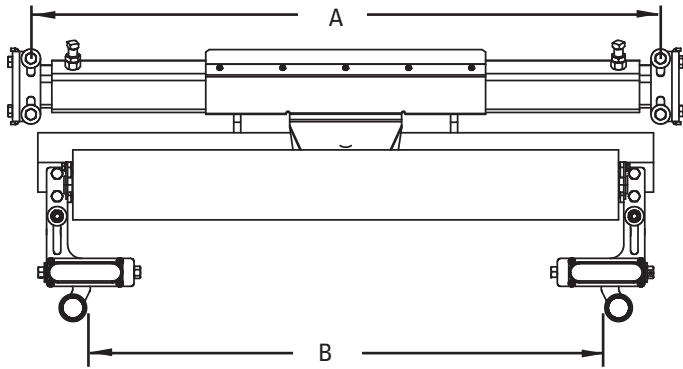
### PT Smart™ Underground Structure Belt Trainer

BELT TRAINER COMPLETE					REPLACEMENT ROLLERS		
BELT WIDTH		ORDERING NUMBER	ITEM CODE	WT. LBS.	ORDERING NUMBER	ITEM CODE	WT. LBS.
in.	mm						
30	750	PTS-30R-UG	77673	174.0	PTS-RR39	77683	36.0
36	900	PTS-36R-UG	77674	188.0	PTS-RR45	77684	41.5
42	1050	PTS-42R-UG	77675	196.0	PTS-RR51	77685	45.0
48	1200	PTS-48R-UG	77676	208.0	PTS-RR57	77686	47.5
54	1350	PTS-54R-UG	77677	220.0	PTS-RR63	77687	53.0
60	1500	PTS-60R-UG	77678	255.0	PTS-RR69	77688	57.0
72	1800	PTS-72R-UG	77679	265.0	PTS-RR81	77690	81.0

PT SMART™  
UNDERGROUND STRUCTURE  
BELT TRAINER  
(Roller Included)

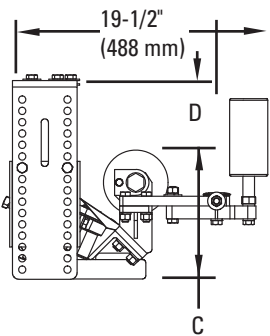
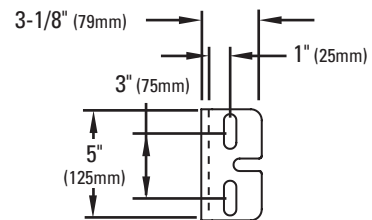
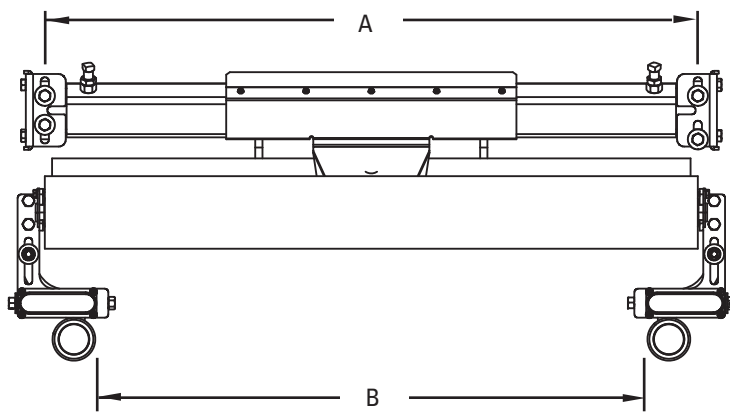
# Specifications & Guidelines

**PT Smart™**  
**Belt Trainer**



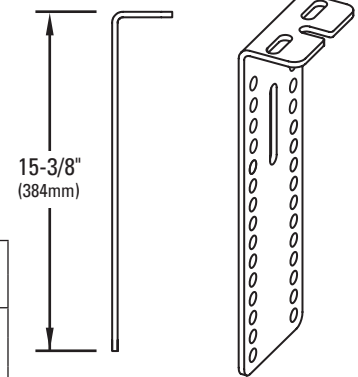
## PT Smart Standard

BELT WIDTH		ITEM CODE	A	B	C	D (vertical adjustment)
in.	mm					
18	450	77664	23-35" (575-875mm)	10-23" (250-575mm)	10" (250mm)	0"-10" (0-250mm)
24	600	77665	29-41" (725-1025mm)	16-29" (400-725mm)		
30	750	77666	35-47" (875-1175mm)	22-35" (550-875mm)		
36	900	77667	41-53" (1025-1325mm)	28-41" (700-1025mm)		
42	1050	77668	47-59" (1175-1475mm)	33-47" (825-1175mm)		
48	1200	77669	53-65" (1325-1625mm)	40-53" (1000-1325mm)		
54	1350	77670	59-71" (1475-1775mm)	46-59" (1150-1475mm)		
60	1500	77671	65-77" (1625-1925mm)	52-65" (1300-1625mm)		
72	1800	77672	77-89" (1925-2225mm)	64-77" (1600-1925mm)		



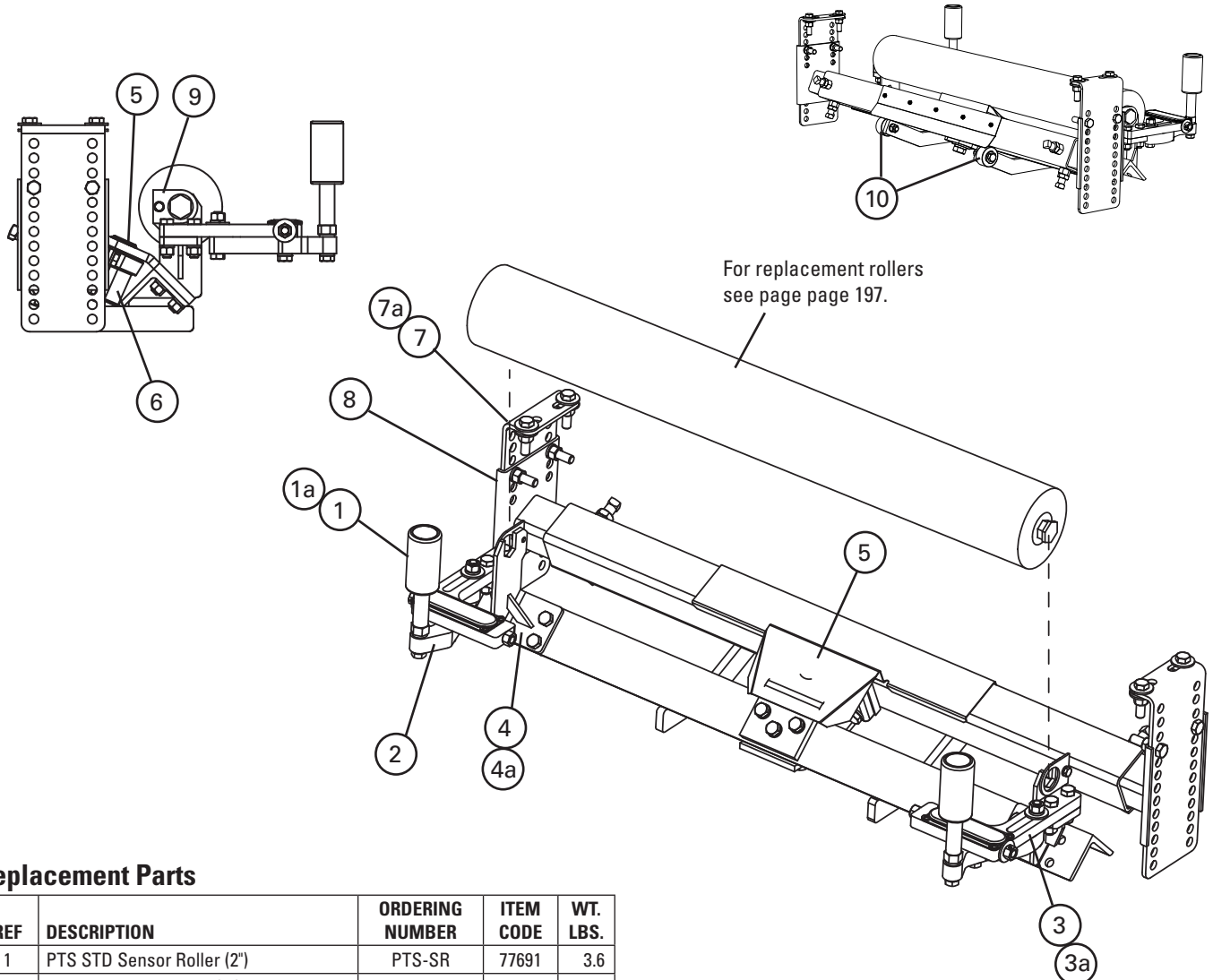
## PT Smart Underground Structure

BELT WIDTH		ITEM CODE	A	B	C	D
in.	mm					
30	750	77673	35-47" (875-1175mm)	27-40" (675-1000mm)	10" (250mm)	2-3/4" to 13-1/4" (69mm to 331mm)
36	900	77674	41-53" (1025-1325mm)	33-46" (825-1150mm)		
42	1050	77675	47-59" (1175-1475mm)	39-52" (975-1300mm)		
48	1200	77676	53-65" (1025-1625mm)	45-58" (1125-1450mm)		
54	1350	77677	59-71" (1475-1775mm)	51-64" (1275-1600mm)		
60	1500	77678	65-77" (1625-1925mm)	57-70" (1425-1750mm)		
72	1800	77679	77-89" (1925-2225mm)	69-82" (1725-2050mm)	10-1/2" (262mm)	2-1/4" to 12-3/4" (56mm to 319mm)



# Replacement Parts List

**PT Smart™**  
Belt Trainer



## Replacement Parts

REF	DESCRIPTION	ORDERING NUMBER	ITEM CODE	WT. LBS.
1	PTS STD Sensor Roller (2")	PTS-SR	77691	3.6
1a	PTS HD Sensor Roller (3")	PTS-HDSR	77692	12.0
2	PTS Sensor Arm Kit (incl. 1 ea.)	PTS-SAK	77694	2.5
3	PTS RH Sensor Adjuster Assy	PTS-RHSAA	77755	4.7
3a	PTS LH Sensor Adjuster Assy	PTS-LHSAA	77756	4.7
4	PTS Idler Bracket Kit (incl. L & R)	PTS-IBK	77696	5.9
4a	PTS HD Idler Bracket Kit (incl. L & R)	PTS-HIBK	77697	6.2
5	PTS Pivot Shield	PTS-PS	77698	1.8
6	PTS Pivot Assy (Axle and housing)	PTS-PA	77699	6.9
7	PTS Mounting Bracket Kit	PTS-MBK	77700	8.8
7a	PTS Mounting Bracket Kit U/G	PTS-MBKUG	77701	11.4
8	PTS Extending Bracket Kit (incl. L & R)	PTS-EBK	77702	12.9
9	Roller Retainer Kit	RBPRET	73163	1.0
10	Delrin Roll Kit (2 kits plus hardware)	PTS-DRK	90100	1.5
-	Wire Mount Kit (not pictured)	PTS-WMK	78767	11.5

\*Hardware included

# Product Ordering Information

**PT Pro™**  
Belt Trainer



PT PRO™  
BELT TRAINER  
(Rollers Included)

## PT Pro™ Belt Trainer

VERSION	BELT TRAINER COMPLETE					REPLACEMENT ROLLERS*		
	BELT WIDTH		ORDERING NUMBER	ITEM CODE	WT. LBS.	ORDERING NUMBER	ITEM CODE	WT. LBS.
	in.	mm						
Standard	18	450	PTP18R	79267	263.6	NS6DV-18-9.625-A45	26714	17.0
	24	600	PTP24R	79268	284.8	NS6DV-24-12.625-A45	26715	19.0
	30	750	PTP30R	79269	300.9	NS6DV-30-15.625-A45	26716	21.0
	36	900	PTP36R	79270	330.3	NS6DV-36-18.625-A45	26717	29.6
	42	1050	PTP42R	79271	347.9	NS6DV-42-21.625-A45	26718	32.2
	48	1200	PTP48R	79272	365.4	NS6DV-48-24.625-A45	26719	35.0
	54	1350	PTP54R	79273	383.0	NS6DV-54-27.625-A45	26720	37.7
	60	1500	PTP60R	79274	400.6	NS6DV-60-30.625-A45	26721	40.4
	72	1800	PTP72R	79275	435.7	NS6DV-72-36.625-A45	26722	45.7
Heavy-Duty	48	1200	PTPHD48R	79276	475.0	NS7EV-48-24.625-A105	26723	46.3
	54	1350	PTPHD54R	79277	500.8	NS7EV-54-27.625-A105	26724	49.7
	60	1500	PTPHD60R	79278	526.7	NS7EV-60-30.625-A105	26725	53.0
	72	1800	PTPHD72R	79279	578.0	NS7EV-72-36.625-A105	26726	59.7
	84	2100	PTPHD84R	79280	663.2	NS7EV-84-42.625-A105	26727	77.0
	96	2400	PTPHD96R	79281	703.5	NS7EV-96-48.625-A105	26728	85.8

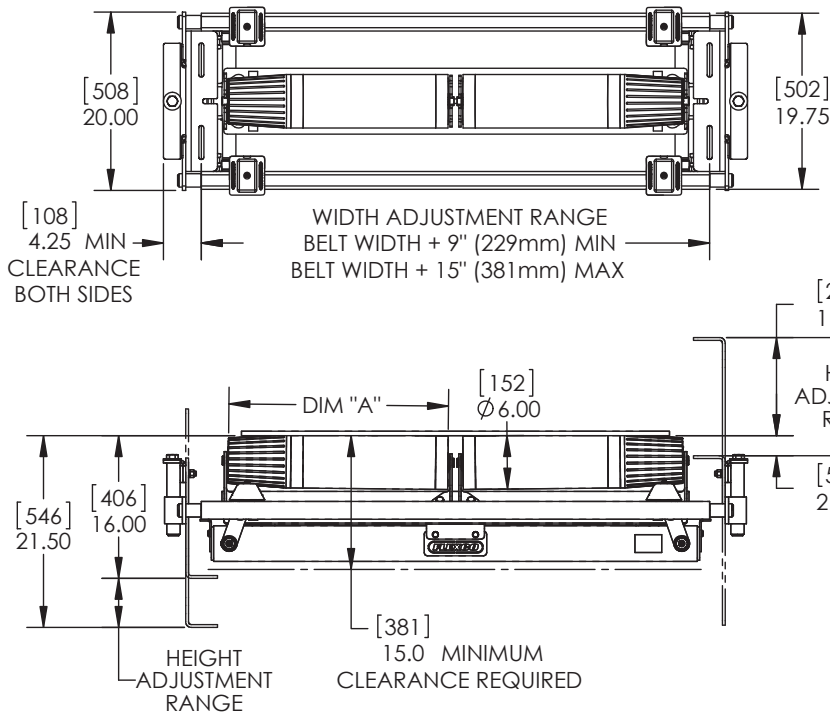
\*Pricing is for one roller

### Product Notes:

- **Works in multiple applications.** Single-direction and reversing belts. Heavy-duty or medium duty operations. Wet or dry conditions. Belts with edge damage/wear. Belts mistracking to one side or both sides. Whatever the issue, PT Pro has the solution.
- **Easy ordering and installation.** Enhanced to meet instant demands for belt training solutions, core sizes of the PT Pro are available on a one-working-day lead time. The simple brackets and component construction also ensures a quick and easy installation.
- **Uses tapered rolls to activate the trainer movement.** Rollers drop in with no tools needed.
- **Works with mechanically-fastened or vulcanized belts.**

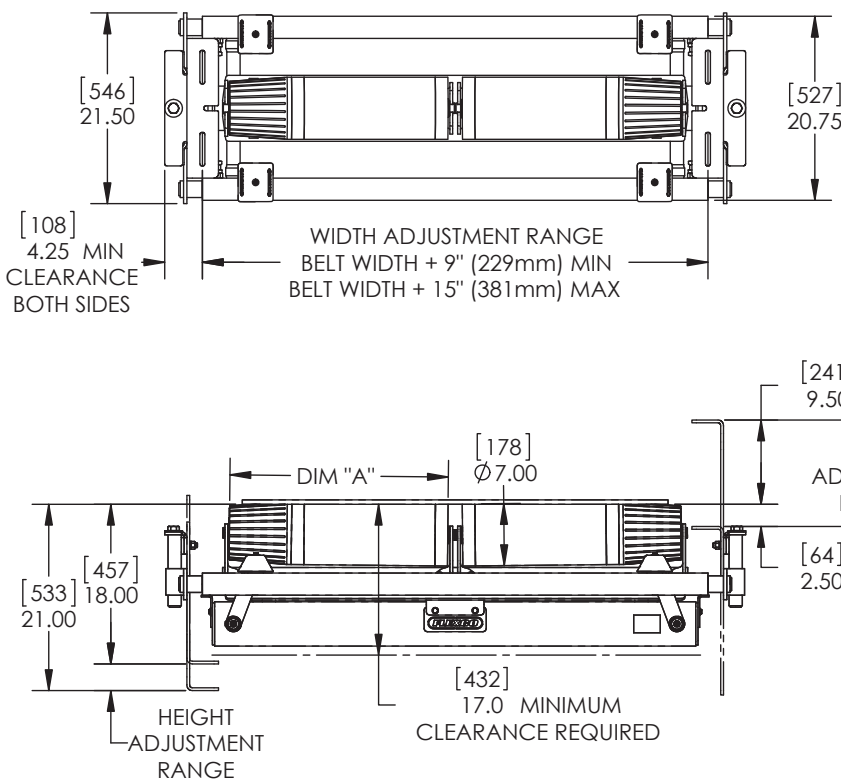
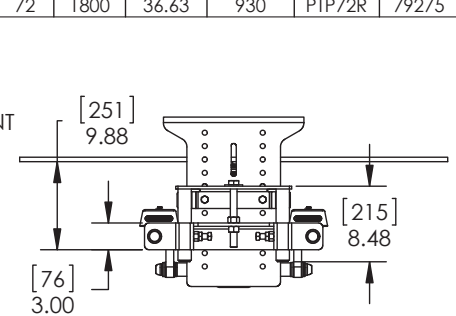
# Specifications & Guidelines

**PT Pro™  
Belt Trainer**



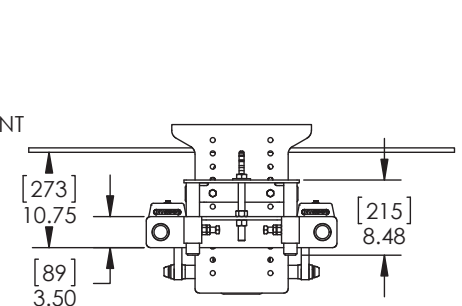
## PT Pro Standard

SPECIFICATIONS				PT PRO RETURN	
BELT WIDTH (in)	IDLER LENGTH 'A' (mm)	IDLER LENGTH 'A' (in)		ORDER NUMBER	ITEM CODE
18	450	9.63	245	PTP18R	79267
24	600	12.63	321	PTP24R	79268
30	750	15.63	397	PTP30R	79269
36	900	18.63	473	PTP36R	79270
42	1050	21.63	549	PTP42R	79271
48	1200	24.63	626	PTP48R	79272
54	1350	27.63	702	PTP54R	79273
60	1500	30.63	778	PTP60R	79274
72	1800	36.63	930	PTP72R	79275



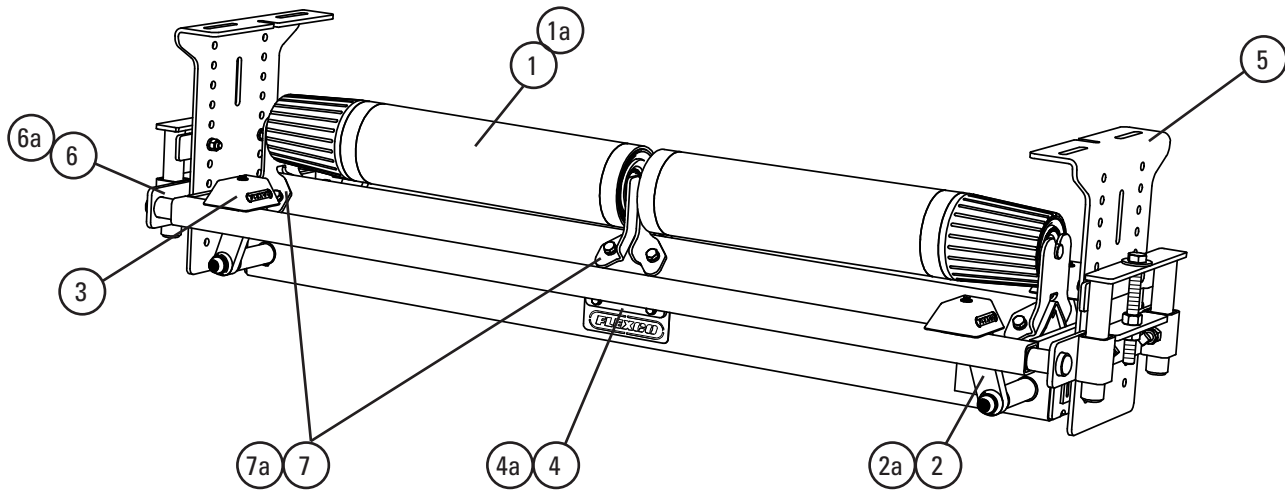
## PT Pro Heavy Duty

SPECIFICATIONS				PT PRO RETURN SIDE HD	
BELT WIDTH (in)	IDLER LENGTH 'A' (mm)	IDLER LENGTH 'A' (in)		ORDER NUMBER	ITEM CODE
48	1200	24.625	625	PTPHD48R	79276
54	1350	27.625	702	PTPHD54R	79277
60	1500	30.625	778	PTPHD60R	79278
72	1800	36.625	930	PTPHD72R	79279
84	2100	42.625	1083	PTPHD84R	79280
96	2400	48.625	1235	PTPHD96R	79281



# Replacement Parts List

**PT Pro™**  
**Belt Trainer**



## Replacement Parts

REF	BELT WIDTH		DESCRIPTION	ORDERING NUMBER	ITEM CODE	WT. LBS.
	in.	mm				
1	18	450	PTPR Idler 18" (450mm)	NS6DV-18-9.625-A45	26714	17.0
	24	600	PTPR Idler 24" (600mm)	NS6DV-24-12.625-A45	26715	19.0
	30	750	PTPR Idler 30" (750mm)	NS6DV-30-15.625-A45	26716	21.0
	36	900	PTPR Idler 36" (900mm)	NS6DV-36-18.625-A45	26717	29.6
	42	1050	PTPR Idler 42" (1050mm)	NS6DV-42-21.625-A45	26718	32.2
	48	1200	PTPR Idler 48" (1200mm)	NS6DV-48-24.625-A45	26719	35.0
	54	1350	PTPR Idler 54" (1350mm)	NS6DV-54-27.625-A45	26720	37.7
	60	1500	PTPR Idler 60" (1500mm)	NS6DV-60-30.625-A45	26721	40.4
	72	1800	PTPR Idler 72" (1800mm)	NS6DV-72-36.625-A45	26722	45.7
1a	48	1200	PTPR HD Idler 48" (1200mm)	NS7EV-48-24.625-A105	26723	46.3
	54	1350	PTPR HD Idler 54" (1350mm)	NS7EV-54-27.625-A105	26724	49.7
	60	1500	PTPR HD Idler 60" (1500mm)	NS7EV-60-30.625-A105	26725	53.0
	72	1800	PTPR HD Idler 72" (1800mm)	NS7EV-72-36.625-A105	26726	59.7
	84	2100	PTPR HD Idler 84" (2100mm)	NS7EV-84-42.625-A105	26727	77.0
	96	2400	PTPR HD Idler 96" (2400mm)	NS7EV-96-48.625-A105	26728	85.8
2		PT Pro Link Bar*	PTPLB	79470	11.6	
2a		PT Pro HD Link Bar*	PTPLB-HD	79473	14.3	
3		PT Pro Link Shield	PTP-LS	79488	.2	
4		PT Pro Pivot Assy	PTP-RPA	79476	13.0	
4a		PT Pro HD Pivot Assy	PTP-HDRPA	79478	14.4	
5		PT Pro Mounting Bracket	PTP-RMB	79490	22.4	
6		PT Pro Extension Bracket Kit	PTP-EBKR	79484	29.6	
6a		PT Pro HD Extension Bracket Kit	PTP-HDEBKR	79486	36.0	
7		PT Pro Roller Bracket Kit**	PTP-RRB	79491	5.9	
7a		PT Pro HD Roller Bracket Kit**	PTP-HDRBK	79492	7.3	

\*Set of 4

\*\*Bracket set for 1 roller



# Product Ordering Information

## PT Max™ Belt Trainer (Mild Steel)

### PT Max™ Top Side

VERSION	BELT WIDTH		ORDERING NUMBER	ITEM CODE	WT. LBS.
	in.	mm			
Standard	24	600	PTM24T	75583	280.0
	30	750	PTM30T	74885	295.0
	36	900	PTM36T	74886	310.0
	42	1050	PTM42T	74887	325.0
	48	1200	PTM48T	74888	340.0
	54	1350	PTM54T	74889	355.0
Heavy-Duty	60	1500	PTM60T	74890	370.0
	54	1350	PTMHD54T	74891	390.0
	60	1500	PTMHD60T	74892	410.0
	72	1800	PTMHD72T	74893	430.0
Super-Duty	84	2100	PTMHD84T	74894	450.0
	72	1800	PTMSD72T	74895	828.1
	84	2100	PTMSD84T	74896	876.8
	96	2400	PTMSD96T	74897	925.5
	120	3000	PTMSD120T	74898	1022.9



PT MAX™ TOP SIDE  
BELT TRAINER  
(Rollers supplied by end user)

### PT Max Return Side

VERSION	BELT WIDTH		ORDERING NUMBER	ITEM CODE	WT. LBS.
	in.	mm			
Standard	24	600	PTM24R	75584	330.0
	30	750	PTM30R	74899	340.0
	36	900	PTM36R	74900	350.0
	42	1050	PTM42R	74901	370.0
	48	1200	PTM48R	74902	380.0
	54	1350	PTM54R	74903	400.0
Heavy-Duty	60	1500	PTM60R	74904	420.0
	54	1350	PTMHD54R	74905	510.0
	60	1500	PTMHD60R	74906	520.0
	72	1800	PTMHD72R	74907	580.0
Super-Duty	84	2100	PTMHD84R	74908	610.0
	72	1800	PTMSD72R	74909	992.7
	84	2100	PTMSD84R	74910	1051.1
	96	2400	PTMSD96R	74911	1109.5
	120	3000	PTMSD120R	74912	1226.3



PT MAX RETURN SIDE  
BELT TRAINER  
(Rollers supplied by end user)

### PT Max V-Return

VERSION	BELT WIDTH		ORDERING NUMBER	ITEM CODE	WT. LBS.
	in.	mm			
Standard	24	600	PTM24VR	79669	310.0
	30	750	PTM30VR	79670	320.0
	36	900	PTM36VR	79671	330.0
	42	1050	PTM42VR	79672	350.0
	48	1200	PTM48VR	79673	360.0
	54	1350	PTM54VR	79674	370.0
Heavy-Duty	60	1500	PTM60VR	79675	390.0
	54	1350	PTMHD54VR	79665	470.0
	60	1500	PTMHD60VR	79666	480.0
	72	1800	PTMHD72VR	79667	560.0
Super-Duty	84	2100	PTMHD84VR	79668	600.0
	72	1800	PTMSD72VR	90051	935.0
	84	2100	PTMSD84VR	90052	990.0
	96	2400	PTMSD96VR	90053	1045.0
	120	3000	PTMSD120VR	90054	1155.0



PT MAX V-RETURN  
BELT TRAINER  
(Rollers supplied by end user)

# Product Ordering Information

## Stainless Steel PT Max™ Belt Trainer

### PT Max™ Top Side


VERSION	BELT WIDTH		ORDERING NUMBER	ITEM CODE	WT. LBS.
	in.	mm			
Standard	24	600	PTM24T-S/S	90001	302.4
	30	750	PTM30T-S/S	90002	318.6
	36	900	PTM36T-S/S	90003	334.8
	42	1050	PTM42T-S/S	90004	351.0
	48	1200	PTM48T-S/S	90005	367.2
	54	1350	PTM54T-S/S	90006	383.4
	60	1500	PTM60T-S/S	90007	399.6
Heavy-Duty	54	1350	PTMHD54T-S/S	90008	421.2
	60	1500	PTMHD60T-S/S	90009	442.8
	72	1800	PTMHD72T-S/S	90010	464.4
	84	2100	PTMHD84T-S/S	90011	486.0
Super-Duty	72	1800	PTMSD72T-S/S	90034	894.3
	84	2100	PTMSD84T-S/S	90035	946.9
	96	2400	PTMSD96T-S/S	90036	999.5
	120	3000	PTMSD120T-S/S	90037	1104.8



PT MAX™ TOP SIDE  
BELT TRAINER  
(Rollers supplied by end user)

### PT Max Return Side

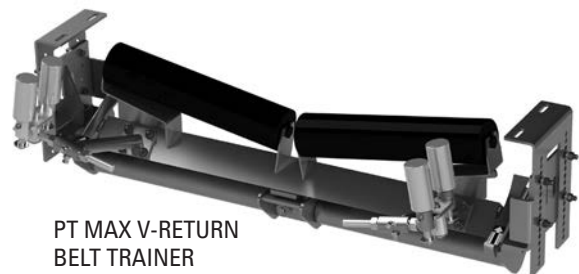
VERSION	BELT WIDTH		ORDERING NUMBER	ITEM CODE	WT. LBS.
	in.	mm			
Standard	24	600	PTM24R-S/S	90012	356.4
	30	750	PTM30R-S/S	90013	367.2
	36	900	PTM36R-S/S	90014	378.0
	42	1050	PTM42R-S/S	90015	399.6
	48	1200	PTM48R-S/S	90016	410.4
	54	1350	PTM54R-S/S	90017	432.0
	60	1500	PTM60R-S/S	90018	453.6
Heavy-Duty	54	1350	PTMHD54R-S/S	90019	550.8
	60	1500	PTMHD60R-S/S	90020	561.6
	72	1800	PTMHD72R-S/S	90021	626.4
	84	2100	PTMHD84R-S/S	90022	658.8
Super-Duty	72	1800	PTMSD72R-S/S	90038	1072.1
	84	2100	PTMSD84R-S/S	90039	1135.2
	96	2400	PTMSD96R-S/S	90040	1198.3
	120	3000	PTMSD120R-S/S	90041	1324.4



PT MAX RETURN SIDE  
BELT TRAINER  
(Rollers supplied by end user)

### PT Max V-Return

VERSION	BELT WIDTH		ORDERING NUMBER	ITEM CODE	WT. LBS.
	in.	mm			
Standard	24	600	PTM24VR-S/S	90023	334.8
	30	750	PTM30VR-S/S	90024	345.6
	36	900	PTM36VR-S/S	90025	356.4
	42	1050	PTM42VR-S/S	90026	378.0
	48	1200	PTM48VR-S/S	90027	388.8
	54	1350	PTM54VR-S/S	90028	399.6
	60	1500	PTM60VR-S/S	90029	421.2
Heavy-Duty	54	1350	PTMHD54VR-S/S	90030	507.6
	60	1500	PTMHD60VR-S/S	90031	518.4
	72	1800	PTMHD72VR-S/S	90032	604.8
	84	2100	PTMHD84VR-S/S	90033	648.0
Super-Duty	72	1800	PTMSD72VR-S/S	90042	1009.8
	84	2100	PTMSD84VR-S/S	90043	1069.2
	96	2400	PTMSD96VR-S/S	90044	1128.6
	120	3000	PTMSD120VR-S/S	90045	1247.4



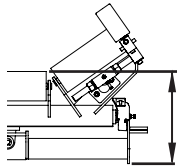
PT MAX V-RETURN  
BELT TRAINER  
(Rollers supplied by end user)

# Specifications & Guidelines

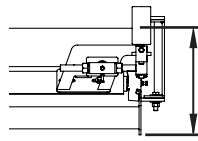
**PT Max™**  
Belt Trainer

## Top of Roller to Bottom of PT Max™ Minimum Clearance Needed

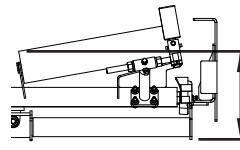
ROLL DIAMETER		TOPSIDE						RETURN SIDE						V-RETURN					
		Standard		Heavy-Duty		Super-Duty		Standard		Heavy-Duty		Super-Duty		Standard		Heavy-Duty		Super-Duty	
in.	mm	in.	mm	in.	mm	in.	mm	in.	mm	in.	mm	in.	mm	in.	mm	in.	mm	in.	mm
5	127	16	406	17	432	22.25	570	17	432	18	457	22.75	580	16	406	17	432	22.25	570
6	152	17	432	18	457	23.25	590	18	457	19	483	23.75	600	17	432	18	457	23.25	590
7	178	18	457	19	483	24.25	620	19	483	20	508	24.75	630	18	457	19	483	24.25	620



Topside Clearance



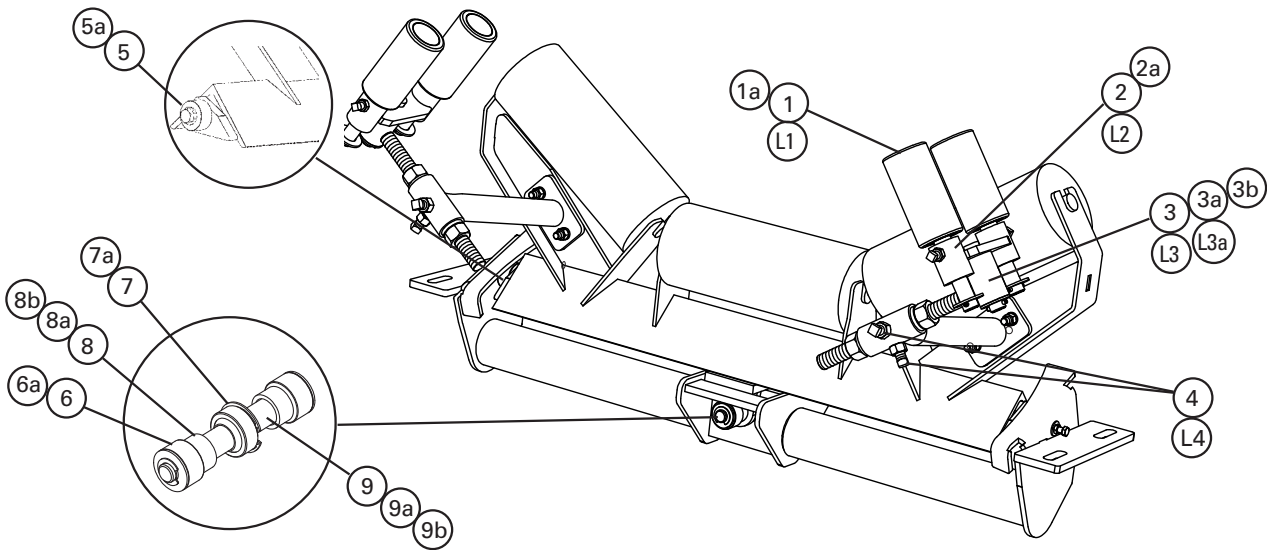
Return Side Clearance



V-Return Clearance

# Replacement Parts List

**PT Max™**  
**Belt Trainer (Mild Steel)**



## Replacement Parts

REF	DESCRIPTION	BELT WIDTH		ORDERING NUMBER	ITEM CODE	WT. LBS.
		in.	mm			
1	Sensor Roller 2.0* (3" solid roller) (1 ea.)	30-84	750-2100	MSR2	79378	7.0
1a	Sensor Roller Super Duty* (1 ea.)	72-120	1800-3000	MSRSD	74915	9.9
2	Swivel Mount Kit 2.0*	30-84	750-2100	PMSMK2	79380	5.5
2a	Swivel Mount Kit Super Duty*	72-120	1800-3000	PMSMKSD	74917	7.5
3	Adjusting Arm Kit 2.0*	30-60	750-1500	MAK2	79381	7.9
3a	Adjusting Arm Kit Heavy Duty 2.0*	54-84	1350-2100	MAKHD2	79382	14.7
3b	Adjusting Arm Kit Super Duty*	72-120	1800-3000	MAKSD	74920	21.0
4	Frame Arm Set Screw Kit HD (incl. 2 set screws and 2 jam nuts)	30-120	750-3000	MFASKHD	79571	0.8
5	Outer Roller Kit* (incl. 2 rollers, roller thimbles and bolts, nuts and washers)	30-84	750-2100	MORK	74921	2.6
5a	Outer Roller Kit Super Duty* (incl. 2 rollers, roller thimbles and bolts, nuts and washers)	72-120	1800-3000	MORKSD	74922	4.0
6	Center Roller Kit* (incl. 2 rollers, 2 washers, and 2 cotter pins)	30-84	750-2100	MCRK	74923	1.2
6a	Center Roller Kit Super Duty* (incl. 2 rollers, 2 washers, and 2 cotter pins)	72-120	1800-3000	MCRKSD	74924	1.8
7	Center Bearing*	30-84	750-2100	MCB	74925	1.7
7a	Center Bearing Super Duty*	72-120	1800-3000	MCBSD	74926	3.0
8	Center Shaft Spacer Kit (incl. 2 spacers)	30-60	750-1500	MCSK	74927	0.3
8a	Center Shaft Spacer Kit Heavy Duty (incl. 2 spacers)	54-84	1350-2100	MCSKH	74928	0.5
8b	Center Shaft Spacer Kit Super Duty (incl. 2 spacers)	72-120	1800-3000	MCSKSD	74929	2.4
9	Center Shaft	30-60	750-1500	MCS	74930	4.0
9a	Center Shaft Heavy Duty	54-84	1350-2100	MCSHD	74931	13.0
9b	Center Shaft Super Duty	72-120	1800-3000	MCSSD	74932	14.5
-	Center Bearing Kit (incl. 1 ea. items 6, 7, 8, 9)	30-60	750-1500	MCBK	76025	8.0
-	Center Bearing Kit Heavy Duty (incl. 1 ea. items 6, 7, 8a, 9a)	54-84	1350-2100	MCBKHD	76026	17.0
-	Center Bearing Kit Super Duty (incl. 1 ea. items 6a, 7a, 8b, 9b)	72-120	1800-3000	MCBKSD	76027	19.0

For PT Max™ Units Shipped after March 17, 2014 ONLY. See below for legacy replacement parts.

\*Hardware included

Note: All replacement parts offered are common to all three PT Max models: Top Side, Return Side, and V-Return.

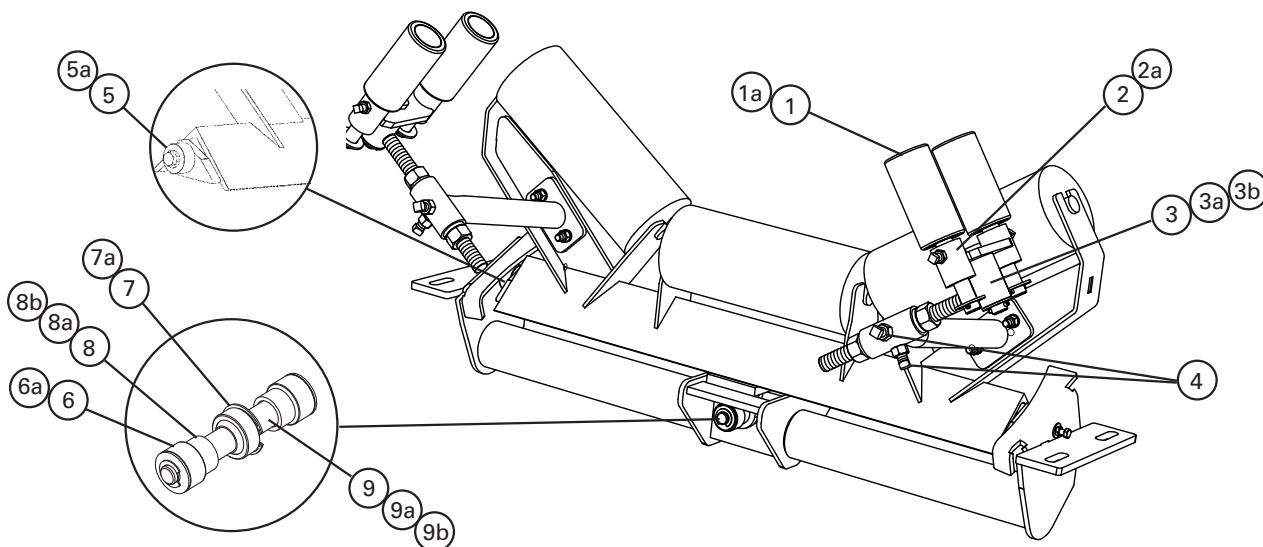
## Legacy Replacement Parts - For PT Max Units Shipped Prior to March 17, 2014

REF	DESCRIPTION	BELT WIDTH		ORDERING NUMBER	ITEM CODE	WT. LBS.
		in.	mm			
L1	Sensor Roller* (3" solid roller) (1 ea.)	30-84	750-2100	MSR	74914	7.0
L2	Swivel Mount Kit*	30-84	750-2100	PMSMK	74916	5.5
L3	Adjusting Arm Kit*	30-60	750-1500	MAK	74918	7.9
L3a	HD Adjusting Arm Kit*	54-84	1350-2100	MAKHD	74919	14.7
L4	Frame Arm Set Screw Kit (incl. 2 set screws and 2 jam nuts)	30-120	750-3000	MFASK	75531	0.8

\*Hardware included

# Replacement Parts List

## Stainless Steel PT Max™ Belt Trainer



### Replacement Parts

REF	DESCRIPTION	BELT WIDTH		ORDERING NUMBER	ITEM CODE	WT. LBS.
		in.	mm			
1	Sensor Roller 2.0* (3" solid roller) (1 ea.)	30-84	750-2100	MSR2-S/S	90046	7.6
1a	Sensor Roller Super Duty	72-120	1800-3000	MSRSD-S/S	90055	10.7
2	Swivel Mount Kit 2.0*	30-84	750-2100	PMSMK2-S/S	90047	5.9
2a	Swivel Mount Kit Super Duty*	72-120	1800-3000	PMSMKSD-S/S	90056	8.1
3	Adjusting Arm Kit 2.0*	30-60	750-1500	MAK2-S/S	90048	8.5
3a	Adjusting Arm Kit Heavy Duty 2.0*	54-84	1350-2100	MAKHD2-S/S	90049	15.9
3b	Adjusting Arm Kit Super Duty*	72-120	1800-3000	MAKSD-S/S	90057	22.7
4	Frame Arm Set Screw Kit HD (incl. 2 set screws and 2 jam nuts)	30-120	750-3000	MFASKHD-S/S	90050	0.9
5	Outer Roller Kit* (incl. 2 rollers, roller thimbles and bolts, nuts and washers)	30-84	750-2100	MORK	74921	2.6
5a	Outer Roller Kit Super Duty* (incl. 2 rollers, roller thimbles and bolts, nuts and washers)	72-120	1800-3000	MORKSD	74922	4.0
6	Center Roller Kit* (incl. 2 rollers, 2 washers, and 2 cotter pins)	30-84	750-2100	MCRK	74923	1.2
6a	Center Roller Kit Super Duty* (incl. 2 rollers, 2 washers, and 2 cotter pins)	72-120	1800-3000	MCRKSD	74924	1.8
7	Center Bearing*	30-84	750-2100	MCB	74925	1.7
7a	Center Bearing Super Duty*	72-120	1800-3000	MCBSD	74926	3.0
8	Center Shaft Spacer Kit (incl. 2 spacers)	30-60	750-1500	MCSK	74927	0.3
8a	Center Shaft Spacer Kit Heavy Duty (incl. 2 spacers)	54-84	1350-2100	MCSKHD	74928	0.5
8b	Center Shaft Spacer Kit Super Duty (incl. 2 spacers)	72-120	1800-3000	MCSKSD	74929	2.4
9	Center Shaft	30-60	750-1500	MCS	74930	4.0
9a	Center Shaft Heavy Duty	54-84	1350-2100	MCSHD	74931	13.0
9b	Center Shaft Super Duty	72-120	1800-3000	MCSSD	74932	14.5
-	Center Bearing Kit (incl. 1 ea. items 6, 7, 8, 9)	30-60	750-1500	MCBK	76025	8.0
-	Center Bearing Kit Heavy Duty (incl. 1 ea. items 6, 7, 8a, 9a)	54-84	1350-2100	MCBKHD	76026	17.0
-	Center Bearing Kit Super Duty (incl. 1 ea. items 6a, 7a, 8b, 9b)	72-120	1800-3000	MCBKSD	76027	19.0

\*Hardware included

Note: All replacement parts offered are common to all three PT Max models: Top Side, Return Side, and V-Return.

# Product Ordering Information

## Standard Urethane Skirting

### Standard Urethane Skirting

Height		Thickness		Length		CHAMFER	ORDERING NUMBER	ITEM CODE	WT. LBS.
in	mm	in	mm	ft	m				
6	150	1/2	12	25	7.6	35°	SKPU-6x1/2x25	90283	40.0
6	150	3/4	20				SKPU-6x3/4x25	90284	60.0
8	200	1/2	12				SKPU-8x1/2x25	90285	58.0
8	200	3/4	20				SKPU-8x3/4x25	90286	86.0



### Product Notes:

- Urethane skirting offers a more wear-resistant material than typical rubber, often providing as much as 3-4 times the wear life in similar applications. The lower coefficient of friction reduces strain on the system.
- Works with Flexco series of skirt clamps that offer simple serviceability: RMC1/PAL-Pak, Flex-Lok, and Flex-Seal.
- Uses soft durometer (65A) urethane with exceptional tear resistance to ensure a good seal and long belt life.
- 25' (7.6M) roll size ensures easy transportation, while the 35° chamfer eliminates the typical skirting break-in period.
- Suitable for most applications: single direction or reversing belts, wet or dry conditions, old or new belts, vulcanized or mechanically-spliced systems.
- Rated for temperatures from -20°F to 180°F (-30°C to 82°C)



# Product Ordering Information

## RMC1 Skirt Clamps

### RMC1 Skirt Clamps\*


DESCRIPTION	ORDERING NUMBER	ITEM CODE	WT. LBS.
Skirt Clamp	RMC1	75817	11.6
LS Skirt Clamp	RMC1-LS	75834	10.4
Skirt Clamp Bulk†	RMC1-BULK	75833	11.6

\*Includes two clamp plates (Standard or LS - Limited Space), two clamp pins, and one 4' (1.2M) clamp bar.

†Minimum order of 50 pieces for Bulk Pack pricing.

Skirt board and rubber not included.

Skirt Rubber Thickness Range: 5/16" to 3/4" (8mm to 19mm).



RMC1 Skirt Clamp (Standard)



Anti-Vibration Clamp Pins

### PAL PAKs

The Pick-A-Length (PAL) PAK contains 2 clamp plates and 2 clamp pins. You supply the clamp bar (1" x 1" x 1/8" angle) to your required length.

PAL PAKs PER SYSTEM LENGTH					
Skirting System Length	1' - 4' (0.3-1.2M)	5' - 8' (1.5-2.4M)	9' - 12' (2.8-3.8M)	13' - 16' (4.0-4.9M)	17' - 20' (5.2-6.1M)
PAL PAKs Needed	1	2	3	4	5

DESCRIPTION	ORDERING NUMBER	ITEM CODE	WT. LBS.
PAL PAK	RMC1-PP	75832	6.6
LS PAL PAK	RMC1-LSPP	75836	5.4
Bolt-On PAL PAK	RMC1-BPP	76415	6.5
Bolt-On LS PAL PAK	RMC1-LSBPP	76538	5.3




PAL PAK (Standard)



Bolt-On PAL PAK (Standard)

### Replacement Parts

DESCRIPTION	ORDERING NUMBER	ITEM CODE	WT. LBS.
Clamp Pin	RMC1-CP	75819	1.1
Bolt-On Clamp Pin	RMC1-BCP	76414	1.0
Clamp Plate	RMC1-PL	75821	2.1
LS Clamp Plate	RMC1LS-PL	75835	1.5
Clamp Bar	RMC1-CB	75820	4.0



### Product Notes:

- Solves material spillage problems in the conveyor loading zone.
- Stops material loss, eliminates safety hazards, and reduces wear on conveyor components.
- LS (Limited Space) model for restricted space areas and for portable equipment.
- Pick-A-Length (PAL) PAK option for special or longer length requirements.
- Bolt-on Clamp Pins eliminate welding on applications where sparking can be a safety hazard.
- Anti-Vibration (standard) Clamp Pin stays locked even in applications with severe vibration.



# Product Ordering Information

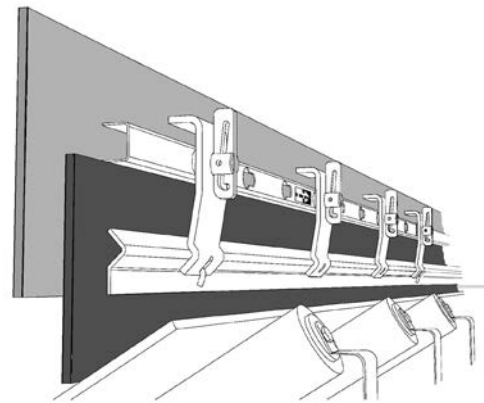
**Flex-Lok™  
Skirt Clamps**

## Flex-Lok™ Skirt Clamp

One Skirt Clamp includes one 6' (1.8M) clamp runner, 4 clamp plates, 4 clamp pins and one 6' (1.8M) restraining bar. Skirt board and rubber not included.

DESCRIPTION	ORDERING NUMBER	ITEM CODE	WT. LBS.
Skirt Clamp	FLSC-I	71052	31.1
Skirt Clamp Bulk ‡	FLSC-I-BULK	71054	31.1
<b>REPLACEMENT PARTS</b>			
Clamp Runner - 6 ft. (1.8M)	FL-RPI	71058	7.3
Clamp Plate	FL-PC-I	71057	2.1
Clamp Pin	FL-CP-I	71141	1.9
Restraining Bar - 6 ft. (1.8M)	FL-RBI	71060	11.3

‡ Minimum order of 50 pieces for Bulk Pack pricing.  
Skirt Rubber Thickness Range: 5/16" to 1" (8 - 25mm)



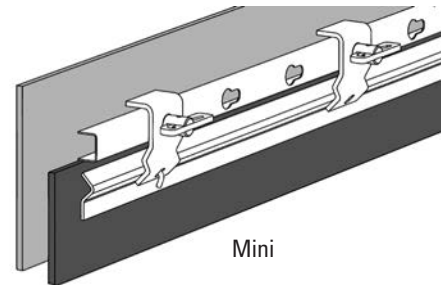
Standard

## Mini Flex-Lok™ Skirt Clamp

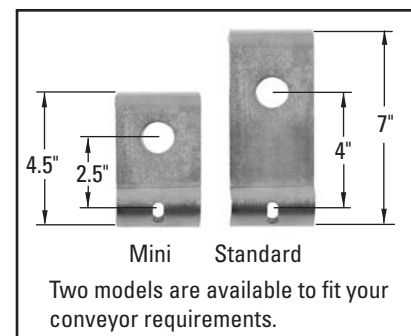
One Mini Skirt Clamp includes one 6' (1.8M) clamp runner, 3 mini clamp plates, 3 clamp pins and one 6' (1.8M) restraining bar. Skirt board and rubber not included.

DESCRIPTION	ORDERING NUMBER	ITEM CODE	WT. LBS.
Mini Skirt Clamp	FLSCM-I	71055	27.6
Mini Skirt Clamp Bulk ‡	FLSCM-I-BULK	71100	27.6
<b>REPLACEMENT PARTS</b>			
Clamp Runner - 6 ft. (1.8M)	FL-RPI	71058	7.3
Mini Clamp Plate	FLM-PC	71140	1.5
Clamp Pin	FL-CP-I	71141	1.9
Restraining Bar - 6 ft. (1.8M)	FL-RBI	71060	11.3

‡ Minimum order of 50 pieces for Bulk Pack pricing.  
Skirt Rubber Thickness Range: 5/16" to 5/8" (8 - 16mm)



Mini



Mini Standard

Two models are available to fit your conveyor requirements.

## Stainless Steel\* Flex-Lok™ Skirt Clamp

One SS Skirt Clamp includes one 6' (1.8M) clamp runner, 4 clamp plates, 4 clamp pins and one 6' (1.8M) restraining bar.

DESCRIPTION	ORDERING NUMBER	ITEM CODE	WT. LBS.
SS Skirt Clamp	FLSC-ISS	75778	25.0
<b>REPLACEMENT PARTS</b>			
SS Clamp Plate	FL-PC-ISS	71168	1.9
Clamp Pin	FL-CP-ISS	71164	1.9



Anti-Vibration Clamp Pins  
(Standard)

## SERVICE MAINTENANCE

- Inspection - Periodically inspect the clearance between the skirt rubber and the belt. If this gap is more than 1/4" (6mm) or if excessive fines are escaping, readjust the skirt rubber.
- Adjustment - Unlock the wedges on the clamp pins and slide the skirt rubber down to the belt. Relock the clamp pins.

## TROUBLESHOOTING

Problem: Skirt rubber slips out of skirt clamp.

Solution: 1. Check to insure wedges in clamp pins are locked.

2. Check skirt rubber position. Skirt rubber must not fold and lie on top of belt.

# Product Ordering Information

**Flex-Seal™  
Skirt System**

## Flex-Seal™ Skirt System\*

DESCRIPTION	ORDERING NUMBER	ITEM CODE	WT. LBS.
Flex-Seal Skirt System	RMC2-FS-1	76558	29.5
Flex-Seal Skirt System Bulk ‡	RMC2	77330	29.5

‡ Minimum order of 50 pieces for Bulk Pack pricing.

\*Includes angle plate, one Bolt-On PAL PAK, and one 4' (1.2M) clamp bar.  
Skirt board and rubber not included.

Skirt Rubber Thickness Range: 5/16" to 3/4" (8mm to 19mm).



## Replacement Parts

DESCRIPTION	ORDERING NUMBER	ITEM CODE	WT. LBS.
Angle Plate	RMC2-FSAPK	76559	19.0
Bolt-On PAL PAK*	RMC1-BPP	76415	6.5
Clamp Bar	RMC1-CB	75820	4.0

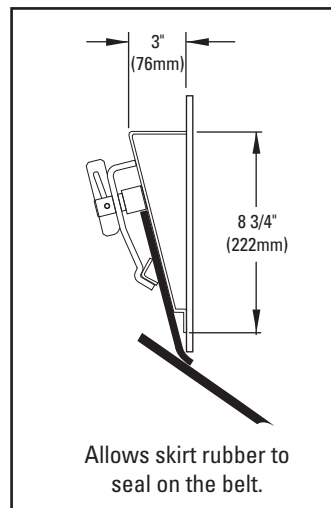
\*Includes two bolt-on clamp pins and two clamp plates.



Bolt-On PAL PAK

## Specifications

SKIRT RUBBER WIDTH AND THICKNESS RANGE	
Width Required	6" (150mm)
Thickness Range	5/16" - 3/4" (8 - 19mm)



## Product Notes:

- Solves material spillage problems in the conveyor loading zone.
- Stops material loss, eliminates safety hazards, and reduces wear on conveyor components.
- Anti-Vibration (standard) Clamp Pin with serrated wedge stays locked even in applications with severe vibration.

# Product Ordering Information

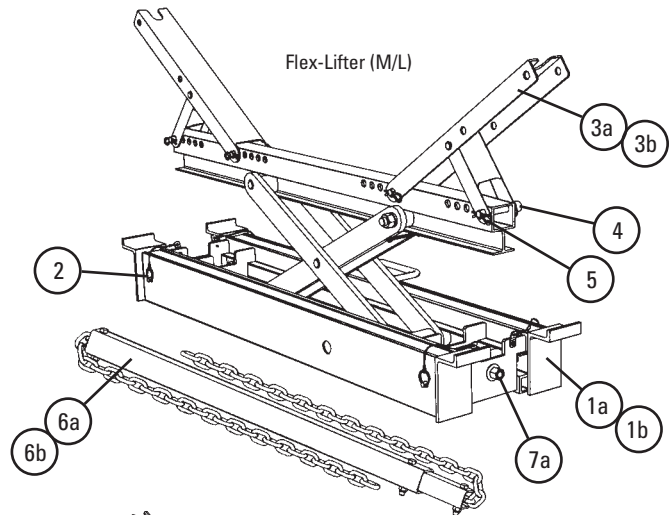
## Flexco® Belt Maintenance Tools Belt Lifters

### Flex-Lifter™ Conveyor Belt Lifter

Easy and safe way to lift tensioned belts so mechanical splicing or other maintenance work can be done.

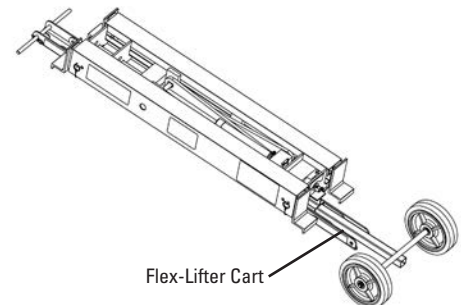
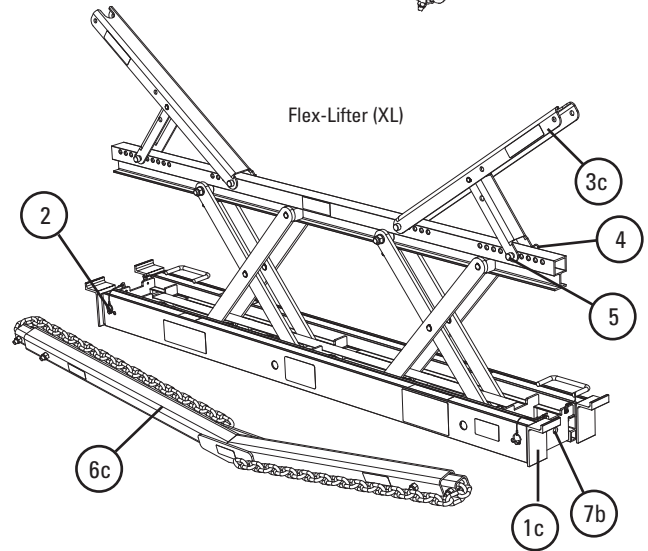
DESCRIPTION	ORDERING NUMBER	ITEM CODE	WT. LBS.
Medium Flex-Lifter 36" - 60" (900 - 1500 mm) incl. return bar	FL-M	76981	91.0
Large Flex-Lifter 48" - 72" (1200 - 1800 mm) incl. return bar	FL-L	76982	128.0
XL Flex-Lifter 72" - 96" (1800 - 2400 mm) does not incl. return bar	FL-XL	77386	128.0
Flex-Lifter Cart	FLCK	77729	20.0

Lifts troughed or flat belts.



### Replacement Parts

REF	DESCRIPTION	ORDERING NUMBER	ITEM CODE	WT. LBS.
1a	Extension Leg - Medium	FLEL-M	76472	3.1
1b	Extension Leg - Large	FLEL-L	76473	3.7
1c	Extension Leg Kit - XL (includes 2 ext. legs)	FLELK-XL	76986	13.0
2	Extension Leg Pin (with lanyard)	FLELP	76474	0.1
3a	Trough Wing - Medium (with brace)	FLTW-M	77408	1.2
3b	Trough Wing - Large (with brace)	FLTW-L	77409	1.5
3c	Trough Wing - XL (with brace)	FLTW-XL	77410	4.2
4	Retainer Pin Pack (includes 4 pins)	FLRP	76478	1.0
5	Retainer Clip Pack (includes 4 clips)	FLCP	76479	0.1
6a	Return Lift Bar - Medium	FLRLB-M	77405	25.0
6b	Return Lift Bar - Large	FLRLB-L	77406	50.0
6c	V-Return Lift Bar - XL	FLVRL-XL	77406	63.0
7a	Shear Pin Kits - Medium/Large	FL-PKIT-ML	77250	0.3
7b	Shear Pin Kits - XL	FL-PKIT-XL	77251	0.5



### Safe Lifting Capacity

Height		Max. Weight			
		Medium/Large		XL	
in.	mm	lbs.	kg.	lbs.	kg.
0-1	0-25	500	225	1100	500
1-2	25-50	1000	450	1800	815
2-3	50-75	1500	675	2500	1140
3-4	75-100	2000	900	3200	1450
4-5	100-125	2500	1150	3700	1680
5-6	125-150	3000	1350	4600	2090
6-7	150-175	3500	1600	5300	2400
>7	>175	4000	1800	6000	2725

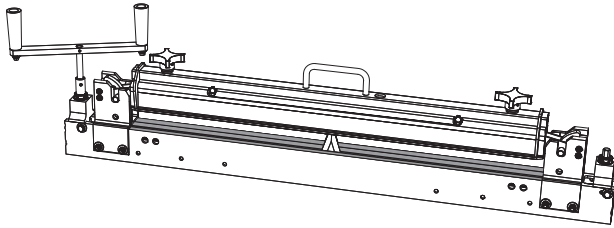
### Aluminum Content Flex-Lifter

ALUMINUM ALLOY TYPE	PERCENT	
	Mg Magnesium	Ti Titanium
4043	0.05%	0.2%
5356	5.5%	0.2%
6005	0.6%	0.1%
6061	1.0%	0.0%
6063	0.7%	0.0%
7075	2.5%	0.0%

U.S. Patent No. 7,810,788

# Product Ordering Information

## Flexco® Belt Maintenance Tools Belt Cutters and Clamps

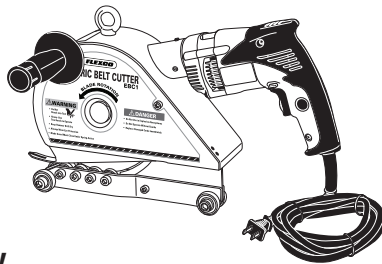


### 900 Series\* Belt Cutter

DESCRIPTION	BELT WIDTH		ORDERING NUMBER	ITEM CODE	WT. LBS.
	in.	mm			
Cutter Complete for belts up to 1.5" (38 mm)  * Patent Pending	24	600	900924	04200	34.0
	36	900	900936	04143	39.4
	48	1200	900948	04144	48.0
	60	1500	900960	04145	54.0
	72	1800	900972	04146	60.3
	84	2130	900984	04147	86.0
Replacement Blade Kit			900CBK	04149	0.15
Drive Handle Assembly				04140	2.0

### Aluminum Content 900 Series Belt Cutter

ALUMINUM ALLOY TYPE	PERCENT	
	Mg Magnesium	Ti Titanium
6005	0.6%	0.1%
6061	1.0%	0.0%
7075	2.5%	0.0%



### Cutting Capacity

BELT TYPE	EBC1/CEBC1		EBC2/CEBC2	
	Imperial	Metric	Imperial	Metric
Rubber	Up to 1"	Up to 25 mm	Up to 2"	Up to 50 mm
PVC	Up to 360 PIW	Up to 630 EP	Up to 1140 PIW	Up to 2000 EP

### Electric Belt Cutter

DESCRIPTION	ORDERING NUMBER	ITEM CODE	WT. LBS.
Electric Belt Cutter (for belts up to 1" thick)	EBC1	30011	29.5
Electric Belt Cutter (for belts up to 2" thick)	EBC2	30012	40.0
Replacement Blade for EBC1	EBC1-B	30003	2.0
Replacement Blade for EBC2	EBC2-B	30004	2.8
Replacement Electric Hammer Drill for EBC1	EBC1-DR	30013	7.5
Replacement Electric Hammer Drill for EBC2	EBC2-DR	30014	12.1
Replacement Eyebolt for EBC1 & EBC2	EBC-EB	30007	0.9
Replacement Handle for EBC1 & EBC2	EBC-H	30008	0.4

### Cordless Electric Belt Cutter

DESCRIPTION	ORDERING NUMBER	ITEM CODE	WT. LBS.
Cordless Electric Belt Cutter (for belts up to 1" thick)	CEBC1	30021	29.0
Cordless Electric Belt Cutter (for belts up to 2" thick)	CEBC2	30022	39.5

# Product Ordering Information

## Flex-Lag® Rubber Pulley Lagging

### Flex-Lag® Light Duty Rubber\*

PATTERN	THICKNESS		LENGTH		MATERIAL	ORDERING NUMBER	ITEM CODE
	in.	mm	ft.	m			
Light Duty	.3	7.5	11	3.3	SBR	7.5NLD3.3/11	71077
Light Duty	.3	7.5	11	3.3	Nitrile	7.5WLD3.3/11	71076

### Flex-Lag® Roll Lagging - SBR Rubber\*\*

PATTERN	THICKNESS		LENGTH		ORDERING NUMBER	ITEM CODE
	in.	mm	ft.	m		
Diamond	3/8	10	21	6.5	10ND6.5/21	71002
Diamond	1/2	12	21	6.5	12ND6.5/21	71004
Diamond	5/8	15	21	6.5	15ND6.5/21	71006
Diamond	3/4	20	21	6.5	20ND6.5/21	71008
Diamond	1	25	21	6.5	25ND6.5/21	71152
Plain	3/8	10	21	6.5	10NP6.5/21	71010
Plain	1/2	12	21	6.5	12NP6.5/21	71012
Plain	5/8	15	21	6.5	15NP6.5/21	71017
Plain	3/4	20	21	6.5	20NP6.5/21	71021
Plain	1	25	21	6.5	25NP6.5/21	71163
Diamond Ceramic	1/2	12	21	6.5	12NDC6.5/21	71155
Medium Ceramic	5/8	15	21	6.5	CLMN6.5/21-15	62216

### Flex-Lag® Roll Lagging - FRAS Rubber\*\*

PATTERN	THICKNESS		LENGTH		ORDERING NUMBER	ITEM CODE
	in.	mm	ft.	m		
Diamond	3/8	10	21	6.5	10FRD6.5/21	71014
Diamond	1/2	12	21	6.5	12FRD6.5/21	71016
Diamond	5/8	15	21	6.5	15FRD6.5/21	71018
Diamond	3/4	20	21	6.5	20FRD6.5/21	71019
Plain	3/8	10	21	6.5	10FRP6.5/21	71020
Plain	1/2	12	21	6.5	12FRP6.5/21	71022
Plain	5/8	15	21	6.5	15FRP6.5/21	71015
Plain	3/4	20	21	6.5	20FRP6.5/21	72129
Diamond Ceramic	1/2	12	21	6.5	12FRDC6.5/21	71159
Medium Ceramic	5/8	15	21	6.5	CLMFR6.5/21-15	61319

FRAS (Fire Resistant Anti Static) MSHA Certification # - MSHA NO. IC-190

Ordering Number Key: **N** - SBR, **FR** - FRAS, **P** - Plain, **D** - Diamond, **DC** - Diamond Ceramic, **LD** - Light Duty

### Strip Selection Chart

Pulley Diameter		Strips Req'd	Pulley Diameter		Strips Req'd
in.	mm		in.	mm	
12.6-15.0	320-381	6	42.6-45.0	1083-1145	18
15.1-17.5	382-445	7	45.1-47.5	1146-1210	19
17.6-20.0	446-510	8	47.6-50.1	1211-1273	20
20.1-22.5	511-573	9	50.2-52.6	1274-1336	21
22.6-25.0	574-636	10	52.7-55.1	1337-1400	22
25.1-27.5	637-700	11	55.2-57.6	1403-1463	23
27.6-30.0	701-764	12	57.7-60.1	1466-1527	24
30.1-32.5	765-827	13	60.2-62.6	1529-1590	25
32.6-35.0	828-891	14	62.7-65.1	1593-1654	26
35.1-37.5	892-955	15	65.2-67.6	1656-1717	27
37.6-40.0	956-1018	16	67.7-70.1	1720-1781	28
40.1-42.5	1019-1082	17	70.2-72.6	1783-1844	29

Strips = Pulley Diameter (in) x 3.14 ÷ 8, then round up.


Rolls =  $\frac{\text{Strips} \times (\text{Face Width} + 4")}{\text{A or B}}$

A = Light Duty = 132"; B = All Others = 252"

\* For Flex-Lag® Light Duty Rubber all material is 8" (200mm) wide and 10.8' (3.3M) rolls.

\*\* For Flex-Lag® Natural Rubber and Flame-Resistant Rubber, all material is 8" (200mm) wide in 21' (6.5M) rolls.

Light Duty Lagging



Diamond Ceramic Lagging



Diamond Grooved Lagging



Plain Grooved Lagging



### Specifications:

**Temperature Rating**  
5°F to 185° F (-15° C to 85° C)

**Rubber Compound**  
SBR (Styrene-Butadiene-Rubber)

**Rubber Hardness**  
68 ± 3 Shore A

**Ceramic Compound (Diamond Ceramic Lagging)**  
Aluminum Oxide (Al<sub>2</sub>O<sub>3</sub>)

**Ceramic Hardness (Diamond Ceramic Lagging)**  
83 HRA Rockwell Hardness Scale A



# Product Ordering Information

## Flex-Lag® Medium Ceramic Lagging - SBR Rubber

THICKNESS		BELT WIDTH		CERAMIC LENGTH		STRIP LENGTH		DIMPLED TILE		SMOOTH TILE	
in.	mm	in.	mm	in.	mm	in.	mm	ORDERING NUMBER	ITEM CODE	ORDERING NUMBER	ITEM CODE
5/8	15	18	450	18 5/8	474	35	880	CLMN450/18-15	61294	CLMN450/18-15S	62052
		24	600	24 5/8	626	41	1032	CLMN600/24-15	61295	CLMN600/24-15S	62053
		30	750	30 5/8	779	47	1185	CLMN750/30-15	61296	CLMN750/30-15S	62054
		36	900	36 5/8	931	53	1337	CLMN900/36-15	61297	CLMN900/36-15S	62055
		42	1050	42 5/8	1082	59	1488	CLMN1050/42-15	61298	CLMN1050/42-15S	62056
		48	1200	48 5/8	1235	65	1641	CLMN1200/48-15	61299	CLMN1200/48-15S	62057
		54	1350	54 5/8	1388	71	1794	CLMN1350/54-15	61300	CLMN1350/54-15S	62058
		60	1500	60 5/8	1541	77	1947	CLMN1500/60-15	61301	CLMN1500/60-15S	62059
		72	1800	72 5/8	1842	89	2248	CLMN1800/72-15	61302	CLMN1800/72-15S	62060
		84	2100	84 7/8	2155	101	2561	CLMN2100/84-15	61303	CLMN2100/84-15S	62061

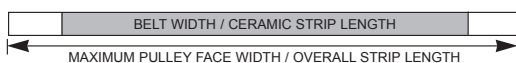


## Flex-Lag® Medium Ceramic Lagging - FRAS Rubber

THICKNESS		BELT WIDTH		CERAMIC LENGTH		STRIP LENGTH		DIMPLED TILE		SMOOTH TILE	
in.	mm	in.	mm	in.	mm	in.	mm	ORDERING NUMBER	ITEM CODE	ORDERING NUMBER	ITEM CODE
5/8	15	18	450	18 5/8	474	35	880	CLMFR450/18-15	61308	CLMFR450/18-15S	62063
		24	600	24 5/8	626	41	1032	CLMFR600/24-15	61309	CLMFR600/24-15S	62064
		30	750	30 5/8	779	47	1185	CLMFR750/30-15	61310	CLMFR750/30-15S	62065
		36	900	36 5/8	931	53	1337	CLMFR900/36-15	61311	CLMFR900/36-15S	62066
		42	1050	42 5/8	1082	59	1488	CLMFR1050/42-15	61312	CLMFR1050/42-15S	62067
		48	1200	48 5/8	1235	65	1641	CLMFR1200/48-15	61313	CLMFR1200/48-15S	62068
		54	1350	54 5/8	1388	71	1794	CLMFR1350/54-15	61314	CLMFR1350/54-15S	62069
		60	1500	60 5/8	1541	77	1947	CLMFR1500/60-15	61315	CLMFR1500/60-15S	62070
		72	1800	72 5/8	1842	89	2248	CLMFR1800/72-15	61316	CLMFR1800/72-15S	62071
		84	2100	84 7/8	2155	101	2561	CLMFR2100/84-15	61317	CLMFR2100/84-15S	62072

FRAS (Fire Resistant Anti Static) MSHA Certification # - MSHA NO. IC-190  
Ordering Number Key: **N** - SRB, **FR** - FRAS

### CERAMIC STRIP CONFIGURATION



Strips Required = Pulley Diameter (in) x 3.14 ÷ 8, then round up.

### Strip Selection

PULLEY DIAMETER		STRIPS REQ'D	PULLEY DIAMETER		STRIPS REQ'D
in.	mm		in.	mm	
12.6-15.0	320-381	6	42.6-45.0	1083-1145	18
15.1-17.5	382-445	7	45.1-47.5	1146-1210	19
17.6-20.0	446-510	8	47.6-50.1	1211-1273	20
20.1-22.5	511-573	9	50.2-52.6	1274-1336	21
22.6-25.0	574-636	10	52.7-55.1	1337-1400	22
25.1-27.5	637-700	11	55.2-57.6	1403-1463	23
27.6-30.0	701-764	12	57.7-60.1	1466-1527	24
30.1-32.5	765-827	13	60.2-62.6	1529-1590	25
32.6-35.0	828-891	14	62.7-65.1	1593-1654	26
35.1-37.5	892-955	15	65.2-67.6	1656-1717	27
37.6-40.0	956-1018	16	67.7-70.1	1720-1781	28
40.1-42.5	1019-1082	17	70.2-72.6	1783-1844	29

### Specifications:

**Temperature Rating**  
5°F to 185° F (-15° C to 85° C)

**Rubber Compound**  
SBR (Styrene-Butadiene-Rubber)

**Rubber Hardness**  
68 ± 3 Shore A

**Ceramic Compound**  
Aluminum Oxide (Al<sub>2</sub>O<sub>3</sub>)

**Ceramic Hardness**  
83 HRA Rockwell Hardness Scale A

39% Ceramic Coverage

### Product Notes:

- No wasted ceramic with easy-to-specify dimensions by using pulley or belt width.
- Constructed from individual ceramic tiles molded into high-durometer rubber for superior abrasion resistance.
- Horizontal grooves trap and deflect water.
- Molded ceramic buttons grip the belt's underside for positive traction and no slippage.

# Product Ordering Information

**Flex-Lag®**  
Full Ceramic Pulley Lagging

## Flex-Lag® Full Ceramic Lagging - SBR Rubber

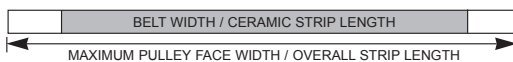
THICKNESS		BELT WIDTH		CERAMIC LENGTH		STRIP LENGTH		DIMPLED TILE		SMOOTH TILE	
in.	mm	in.	mm	in.	mm	in.	mm	ORDERING NUMBER	ITEM CODE	ORDERING NUMBER	ITEM CODE
1/2	12	18	450	18 1/2	460	34	860	CLN460/18.4-12	71111	CLN460/18.4-12S	79383
1/2	12	24	600	24	600	40	1000	CLN600/24-12	71112	CLN600/24-12S	79384
1/2	12	30	750	30 1/2	760	46	1160	CLN760/30.4-12	71113	CLN760/30.4-12S	79385
1/2	12	36	900	36	900	52	1300	CLN900/36-12	71115	CLN900/36-12S	79387
1/2	12	42	1050	42 1/2	1060	60	1500	CLN1060/42.4-12	71116	CLN1060/42.4-12S	79388
1/2	12	48	1200	48	1200	64	1600	CLN1200/48-12	71039	CLN1200/48-12S	79389
1/2	12	54	1350	54 1/2	1360	72	1800	CLN1360/54.4-12	71126	CLN1360/54.4-12S	79390
1/2	12	60	1500	60 3/4	1520	80	2000	CLN1520/60.8-12	71127	CLN1520/60.8-12S	79392
1/2	12	72	1800	72	1800	92	2300	CLN1800/72-12	71042	CLN1800/72-12S	79395
1/2	12	84	2100	84	2100	104	2600	CLN2100/84-12	71044	CLN2100/84-12S	79398

## Flex-Lag® Full Ceramic Lagging - FRAS Rubber

THICKNESS		BELT WIDTH		CERAMIC LENGTH		STRIP LENGTH		DIMPLED TILE		SMOOTH TILE	
in.	mm	in.	mm	in.	mm	in.	mm	ORDERING NUMBER	ITEM CODE	ORDERING NUMBER	ITEM CODE
1/2	12	18	450	18 1/2	460	34	860	CLFR460/18.4-12	71118	CLFR460/18.4-12S	79406
1/2	12	24	600	24	600	40	1000	CLFR600/24-12	71119	CLFR600/24-12S	79407
1/2	12	30	750	30 1/2	760	46	1160	CLFR760/30.4-12	71120	CLFR760/30.4-12S	79408
1/2	12	36	900	36	900	52	1300	CLFR900/36-12	71122	CLFR900/36-12S	79410
1/2	12	42	1050	42 1/2	1060	60	1500	CLFR1060/42.4-12	71123	CLFR1060/42.4-12S	79411
1/2	12	48	1200	48	1200	64	1600	CLFR1200/48-12	71005	CLFR1200/48-12S	79412
1/2	12	54	1350	54 1/2	1360	72	1800	CLFR1360/54.4-12	A1636	CLFR1360/54.4-12S	79413
1/2	12	60	1500	60 3/4	1520	80	2000	CLFR1520/60.8-12	71009	CLFR1520/60.8-12S	79415
1/2	12	72	1800	72	1800	92	2300	CLFR1800/72-12	71079	CLFR1800/72-12S	79418
1/2	12	84	2100	84	2100	104	2600	CLFR2100/84-12	71082	CLFR2100/84-12S	79421

FRAS (Fire Resistant Anti Static) MSHA Certification # - MSHA NO. IC-190  
Ordering Number Key: **N** - SBR, **FR** - FRAS


### CERAMIC STRIP CONFIGURATION



Strips Required = Pulley Diameter (in) x 3.14 ÷ 8, then round up.

### Strip Selection Chart

Pulley Diameter		Strips Req'd	Pulley Diameter		Strips Req'd
in.	mm		in.	mm	
12.6-15.0	320-381	6	42.6-45.0	1083-1145	18
15.1-17.5	382-445	7	45.1-47.5	1146-1210	19
17.6-20.0	446-510	8	47.6-50.1	1211-1273	20
20.1-22.5	511-573	9	50.2-52.6	1274-1336	21
22.6-25.0	574-636	10	52.7-55.1	1337-1400	22
25.1-27.5	637-700	11	55.2-57.6	1403-1463	23
27.6-30.0	701-764	12	57.7-60.1	1466-1527	24
30.1-32.5	765-827	13	60.2-62.6	1529-1590	25
32.6-35.0	828-891	14	62.7-65.1	1593-1654	26
35.1-37.5	892-955	15	65.2-67.6	1656-1717	27
37.6-40.0	956-1018	16	67.7-70.1	1720-1781	28
40.1-42.5	1019-1082	17	70.2-72.6	1783-1844	29



### Special Offerings

PRODUCT	USD PRICE COMPARED TO NATURAL RUBBER
15mm Thickness	+5%
20mm Thickness	+7 1/2%
25mm Thickness	+15%

### Specifications:

<b>Temperature Rating</b> 5°F to 185°F (-15°C to 85°C)	<b>Ceramic Compound</b> Aluminum Oxide (Al <sub>2</sub> O <sub>3</sub> )
<b>Rubber Compound</b> SBR (Styrene-Butadiene-Rubber)	<b>Ceramic Hardness</b> 83 HRA Rockwell Hardness Scale A
<b>Rubber Hardness</b> 68 ± 3 Shore A	<b>Coverage</b> 80% Ceramic Coverage



# Product Ordering Information

## Flex-Lag® Adhesive/Activator/Primer

ORDERING NUMBER	DESCRIPTION	ITEM CODE	WEIGHT	VOLUME
FL-ADH-0.8	Adhesive	75017	1.6 lb. (0.7 Kg)	27.1 oz (0.8L)
FL-ACT	Activator	70186	0.1 lb. (40 g)	-
FL-PR-0.75	Primer	70189	1.6 lb. (0.7 Kg)	25.4 oz (0.75L)



Each Flex-Lag Adhesive is mixed with one Flex-Lag Activator. Refer to the usage chart below to calculate the number of cans required for your pulley. For sizes not included in the chart please contact Flexco Customer Service for assistance.

### ADHESIVE 0.8L / ACTIVATOR 40g (1:1 ratio)

		Face Width																				
		10	14	18	22	26	30	34	38	42	46	50	54	58	62	66	70	74	78	82	86	90
In.	mm	254	356	457	559	660	762	864	965	1067	1168	1270	1372	1473	1575	1676	1778	1880	1981	2083	2184	2286
	mm	254	356	457	559	660	762	864	965	1067	1168	1270	1372	1473	1575	1676	1778	1880	1981	2083	2184	2286
Pulley Diameter	8	203	1	1	1	1	1	1	1	2	2	2	2	2	2	2	2	2	3	3	3	3
	12	305	1	1	1	1	2	2	2	2	2	2	3	3	3	3	3	3	4	4	4	4
	16	406	1	1	2	2	2	2	2	3	3	3	3	3	4	4	4	4	5	5	5	5
	20	508	1	1	2	2	2	2	3	3	3	4	4	4	4	5	5	5	6	6	6	6
	24	610	1	2	2	2	3	3	3	4	4	4	5	5	5	6	6	6	7	7	7	7
	28	711	1	2	2	3	3	3	4	4	5	5	5	6	6	6	7	7	7	8	8	8
	32	813	2	2	3	3	4	4	4	5	5	6	6	6	7	7	8	8	8	9	9	10
	36	914	2	2	3	3	4	4	5	5	6	6	7	7	8	8	8	9	9	10	10	11
	40	1016	2	2	3	4	4	5	5	6	6	7	7	8	8	9	9	10	10	11	11	12
	44	1118	2	2	3	4	4	5	5	6	6	7	7	8	8	9	9	10	10	11	11	12
	48	1219	2	3	3	4	4	5	6	6	7	7	8	8	9	10	10	11	11	12	12	13
	52	1321	2	3	3	4	5	5	6	7	7	8	9	9	10	11	11	12	12	13	13	14
	56	1422	2	3	4	4	5	6	6	7	8	8	9	9	10	11	11	12	13	14	14	15
60	1524	2	3	4	5	5	6	7	8	8	9	10	10	11	11	12	13	14	14	15	16	

### PRIMER .75L

		Face Width																				
		10	14	18	22	26	30	34	38	42	46	50	54	58	62	66	70	74	78	82	86	90
In.	mm	254	356	457	559	660	762	864	965	1067	1168	1270	1372	1473	1575	1676	1778	1880	1981	2083	2184	2286
	mm	254	356	457	559	660	762	864	965	1067	1168	1270	1372	1473	1575	1676	1778	1880	1981	2083	2184	2286
Pulley Diameter	8	203	1	1	1	1	1	1	1	1	1	1	1	1	1	1	1	1	1	1	1	1
	12	305	1	1	1	1	1	1	1	1	1	1	1	1	1	1	1	1	1	1	1	1
	16	406	1	1	1	1	1	1	1	1	1	1	1	1	1	1	1	1	1	1	1	1
	20	508	1	1	1	1	1	1	1	1	1	1	1	1	1	1	1	1	1	1	1	1
	24	610	1	1	1	1	1	1	1	1	1	1	1	1	1	1	1	1	1	1	1	1
	28	711	1	1	1	1	1	1	1	1	1	1	1	1	1	1	1	1	1	1	1	1
	32	813	1	1	1	1	1	1	1	1	1	1	1	1	1	1	1	1	1	1	1	1
	36	914	1	1	1	1	1	1	1	1	1	1	1	1	1	1	1	1	1	1	1	2
	40	1016	1	1	1	1	1	1	1	1	1	1	1	1	1	1	1	1	1	2	2	2
	44	1118	1	1	1	1	1	1	1	1	1	1	1	1	1	1	1	1	2	2	2	2
	48	1219	1	1	1	1	1	1	1	1	1	1	1	1	1	1	2	2	2	2	2	2
	52	1321	1	1	1	1	1	1	1	1	1	1	1	1	2	2	2	2	2	2	2	2
	56	1422	1	1	1	1	1	1	1	1	1	1	1	2	2	2	2	2	2	2	2	2
60	1524	1	1	1	1	1	1	1	1	1	1	2	2	2	2	2	2	2	2	2	2	



### Flex-Lag® Toolbox

ORDERING NUMBER	DESCRIPTION	ITEM CODE	WT. (LBS)
LAGGING-TB	with Power Tools	79080	32.0
LAGGING-TB2	without Power Tools	79099	20.0

#### Both Include:

- 25-ft measuring tape
- BCP location tool
- Chalk line
- Paint brushes (3)
- Lugging stitchers (3)
- White paint marker
- HD knife and replacement blades
- Bench brush
- Deadblow hammer

#### LAGGING-TB Also Includes:

- Air hammer kit
- 24-grit flap disc
- Rubber buffing disc
- Grinder
- Metal grinding disc
- Oscillating tool and accessories

# Product Ordering Information

**Flex-Lag® Weld-On™**  
Rubber Pulley Lagging



## Strip Selection Chart

PULLEY DIAMETER		STRIPS REQUIRED
in.	mm	
16	400	8
18	450	9
24	600	12
30	750	15
36	900	18
42	1050	21
48	1200	24
54	1350	27
60	1500	30
72	1800	36

Strips Required = Pulley Diameter (in) ÷ 2, then round down.

## Flex-Lag® Weld-on Diamond Lagging

### SBR Rubber

#### Pulley Diameter 16" - 29" (400 - 725 mm)

BELT WIDTH		STRIP LENGTH		ORDERING NUMBER	ITEM CODE
in.	mm	in.	mm		
18	450	20	500	WND18-16	72169
24	600	26	650	WND24-16	72171
30	750	32	800	WND30-16	72173
36	900	38	950	WND36-16	72175
42	1050	44	1100	WND42-16	72177
48	1200	51	1275	WND48-16	72179
54	1350	57	1425	WND54-16	72181
60	1500	63	1575	WND60-16	72183
72	1800	75	1875	WND72-16	72185

### SBR Rubber

#### Pulley Diameter 30" + (750 mm+)

BELT WIDTH		STRIP LENGTH		ORDERING NUMBER	ITEM CODE
in.	mm	in.	mm		
18	450	20	500	WND18-30	72170
24	600	26	650	WND24-30	72172
30	750	32	800	WND30-30	72174
36	900	38	950	WND36-30	72176
42	1050	44	1100	WND42-30	72178
48	1200	51	1275	WND48-30	72180
54	1350	57	1425	WND54-30	72182
60	1500	63	1575	WND60-30	72184
72	1800	75	1875	WND72-30	72186

### FRAS Rubber

#### Pulley Diameter 16" - 29" (400 - 725 mm)

BELT WIDTH		STRIP LENGTH		ORDERING NUMBER	ITEM CODE
in.	mm	in.	mm		
18	450	20	500	WFRD18-16	72187
24	600	26	650	WFRD24-16	72189
30	750	32	800	WFRD30-16	72191
36	900	38	950	WFRD36-16	72193
42	1050	44	1100	WFRD42-16	72195
48	1200	51	1275	WFRD48-16	72197
54	1350	57	1425	WFRD54-16	72199
60	1500	63	1575	WFRD60-16	72201
72	1800	75	1875	WFRD72-16	72203


### FRAS Rubber

#### Pulley Diameter 30" + (750 mm+)

BELT WIDTH		STRIP LENGTH		ORDERING NUMBER	ITEM CODE
in.	mm	in.	mm		
18	450	20	500	WFRD18-30	72188
24	600	26	650	WFRD24-30	72190
30	750	32	800	WFRD30-30	72192
36	900	38	950	WFRD36-30	72194
42	1050	44	1100	WFRD42-30	72196
48	1200	51	1275	WFRD48-30	72198
54	1350	57	1425	WFRD54-30	72200
60	1500	63	1575	WFRD60-30	72202
72	1800	75	1875	WFRD72-30	72204

FRAS (Fire Resistant Anti Static) MSHA Certification # - MSHA NO. IC-190

# Product Ordering Information



Strips Required = Pulley Diameter (in) ÷ 2, then round down.

## Strip Selection Chart

PULLEY DIAMETER		STRIPS REQUIRED
in.	mm	
16	400	8
18	450	9
24	600	12
30	750	15
36	900	18
42	1050	21
48	1200	24
54	1350	27
60	1500	30
72	1800	36

## Flex-Lag® Weld-on Full Ceramic Lagging

### SBR Rubber

Pulley Diameter 16" - 29" (400 - 725 mm)

BELT WIDTH		STRIP LENGTH		ORDERING NUMBER	ITEM CODE
in.	mm	in.	mm		
18	450	20	500	WCLN18-16	71131
24	600	26	650	WCLN24-16	71132
30	750	32	800	WCLN30-16	71133
36	900	38	950	WCLN36-16	71135
42	1050	44	1100	WCLN42-16	71137
48	1200	51	1275	WCLN48-16	71139
54	1350	57	1425	WCLN54-16	71149
60	1500	63	1575	WCLN60-16	71165
72	1800	75	1875	WCLN72-16	71151

### SBR Rubber

Pulley Diameter 30" + (750 mm+)

BELT WIDTH		STRIP LENGTH		ORDERING NUMBER	ITEM CODE
in.	mm	in.	mm		
24	600	26	650	WCLN24-30	71150
30	750	32	800	WCLN30-30	71134
36	900	38	950	WCLN36-30	71136
42	1050	44	1100	WCLN42-30	71138
48	1200	51	1275	WCLN48-30	71144
54	1350	57	1425	WCLN54-30	71145
60	1500	63	1575	WCLN60-30	71146
72	1800	75	1875	WCLN72-30	71147

# Index by Item Code

ITEM CODE	ORDERING NUMBER	PAGE	ITEM CODE	ORDERING NUMBER	PAGE	ITEM CODE	ORDERING NUMBER	PAGE	ITEM CODE	ORDERING NUMBER	PAGE
04140		213	61297	CLMN900/36-15	215	71112	CLN600/24-12	216	73024	PPS6	89
04143	900936	213	61298	CLMN1050/42-15	215	71113	CLN760/30.4-12	216	73047	HSA8SS	68
04144	900948	213	61299	CLMN1200/48-15	215	71115	CLN900/36-12	216	73047	HSA8SS	70
04145	900960	213	61300	CLMN1350/54-15	215	71116	CLN1060/42.4-12	216	73047	HSA8SS	72
04146	900972	213	61301	CLMN1500/60-15	215	71118	CLFR460/18.4-12	216	73047	HSA8SS	73
04147	900984	213	61302	CLMN1800/72-15	215	71119	CLFR600/24-12	216	73047	HSA8SS	139
04149	900CBK	213	61303	CLMN2100/84-15	215	71120	CLFR760/30.4-12	216	73047	HSA8SS	139
04200	900924	213	61308	CLMFR450/18-15	215	71122	CLFR900/36-12	216	73048	HSA8S	68
26107	N6D3T-24-9-A45	163	61309	CLMFR600/24-15	215	71123	CLFR1060/42.4-12	216	73048	HSA8S	70
26108	N6D3T-30-11-A45	163	61310	CLMFR750/30-15	215	71126	CLN1360/54.4-12	216	73048	HSA8S	72
26109	N6D3T-36-13-A45	163	61311	CLMFR900/36-15	215	71127	CLN1520/60.8-12	216	73048	HSA8S	73
26110	N6D3T-42-15-A45	163	61312	CLMFR1050/42-15	215	71131	WCLN18-16	219	73048	HSA8S	139
26111	N6D3T-48-17-A45	163	61313	CLMFR1200/48-15	215	71132	WCLN24-16	219	73048	HSA8S	139
26112	N6D3T-54-19-A45	163	61314	CLMFR1350/54-15	215	71133	WCLN30-16	219	73049	HSA8M	68
26113	N6D3T-60-21-A45	163	61315	CLMFR1500/60-15	215	71134	WCLN30-30	219	73049	HSA8M	70
26114	N6D3T-72-25-A45	163	61316	CLMFR1800/72-15	215	71135	WCLN36-16	219	73049	HSA8M	72
26184	NI6D3T-24-9-A45	166	61317	CLMFR2100/84-15	215	71136	WCLN36-30	219	73049	HSA8M	73
26184	NI6D3T-24-9-A45	175	61319	CLMFR6.5/21-15	214	71137	WCLN42-16	219	73049	HSA8M	139
26185	NI6D3T-30-11-A45	166	62052	CLMN450/18-15S	215	71138	WCLN42-30	219	73049	HSA8M	139
26185	NI6D3T-30-11-A45	175	62053	CLMN600/24-15S	215	71139	WCLN48-16	219	73050	HP58	139
26186	NI6D3T-36-13-A45	166	62054	CLMN750/30-15S	215	71140	FLM-PC	210	73063	HSA8L	68
26186	NI6D3T-36-13-A45	175	62055	CLMN900/36-15S	215	71141	FL-CP-I	210	73063	HSA8L	70
26187	NI6D3T-42-15-A45	166	62056	CLMN1050/42-15S	215	71141	FL-CP-I	210	73063	HSA8L	72
26187	NI6D3T-42-15-A45	175	62057	CLMN1200/48-15S	215	71144	WCLN48-30	219	73063	HSA8L	139
26188	NI6D3T-48-17-A45	166	62058	CLMN1350/54-15S	215	71145	WCLN54-30	219	73063	HSA8L	139
26188	NI6D3T-48-17-A45	175	62059	CLMN1500/60-15S	215	71146	WCLN60-30	219	73064	HSA8LL	68
26189	NI6D3T-54-19-A45	166	62060	CLMN1800/72-15S	215	71147	WCLN72-30	219	73064	HSA8LL	70
26189	NI6D3T-54-19-A45	175	62061	CLMN2100/84-15S	215	71149	WCLN54-16	219	73064	HSA8LL	72
26190	NI6D3T-60-21-A45	166	62063	CLMFR450/18-15S	215	71150	WCLN24-30	219	73064	HSA8LL	139
26190	NI6D3T-60-21-A45	175	62064	CLMFR600/24-15S	215	71151	WCLN72-16	219	73064	HSA8LL	139
26191	NI6D3T-72-25-A45	166	62065	CLMFR750/30-15S	215	71152	25ND6.5/21	214	73131	CBV-XS	156
26191	NI6D3T-72-25-A45	175	62066	CLMFR900/36-15S	215	71155	12ND6.5/21	214	73132	CBV-S	156
26714	NS6DV-18-9.625-A45	200	62067	CLMFR1050/42-15S	215	71159	12FRD6.5/21	214	73133	CBV-M	156
26714	NS6DV-18-9.625-A45	202	62068	CLMFR1200/48-15S	215	71163	25NP6.5/21	214	73134	CBV-L	156
26715	NS6DV-24-12.625-A45	200	62069	CLMFR1350/54-15S	215	71164	FL-CP-ISS	210	73156	PSA150	86
26715	NS6DV-24-12.625-A45	202	62070	CLMFR1500/60-15S	215	71165	WCLN60-16	219	73156	PSA150	89
26716	NS6DV-30-15.625-A45	200	62071	CLMFR1800/72-15S	215	71168	FL-PC-ISS	210	73156	PSA150	106
26716	NS6DV-30-15.625-A45	202	62072	CLMFR2100/84-15S	215	72129	20FRP6.5/21	214	73156	PSA150	109
26717	NS6DV-36-18.625-A45	200	62216	CLMN6.5/21-15	214	72169	WND18-16	218	73163	RBPRET	192
26717	NS6DV-36-18.625-A45	202	70186	FL-ACT	217	72170	WND18-30	218	73163	RBPRET	199
26718	NS6DV-42-21.625-A45	200	70189	FL-PR-0.75	217	72171	WND24-16	218	73190	VBK-XS	156
26718	NS6DV-42-21.625-A45	202	71002	10ND6.5/21	214	72172	WND24-30	218	73190	VBK-XS	159
26719	NS6DV-48-24.625-A45	200	71004	12ND6.5/21	214	72173	WND30-16	218	73191	VBK-S	156
26719	NS6DV-48-24.625-A45	202	71005	CLFR1200/48-12	216	72174	WND30-30	218	73191	VBK-S	159
26720	NS6DV-54-27.625-A45	200	71006	15ND6.5/21	214	72175	WND36-16	218	73192	VBK-M	156
26720	NS6DV-54-27.625-A45	202	71008	20ND6.5/21	214	72176	WND36-30	218	73192	VBK-M	159
26721	NS6DV-60-30.625-A45	200	71009	CLFR1520/60.8-12	216	72177	WND42-16	218	73193	VBK-L	156
26721	NS6DV-60-30.625-A45	202	71010	10NP6.5/21	214	72178	WND42-30	218	73193	VBK-L	159
26722	NS6DV-72-36.625-A45	200	71012	12NP6.5/21	214	72179	WND48-16	218	73399	VMBK	159
26722	NS6DV-72-36.625-A45	202	71014	10FRD6.5/21	214	72180	WND48-30	218	73400	VPTS	159
26723	NS7EV-48-24.625-A105	200	71015	15FRP6.5/21	214	72181	WND54-16	218	73408	VPS	159
26723	NS7EV-48-24.625-A105	202	71016	12FRD6.5/21	214	72182	WND54-30	218	73409	VPM	159
26724	NS7EV-54-27.625-A105	200	71017	15NP6.5/21	214	72183	WND60-16	218	73410	VPL	159
26724	NS7EV-54-27.625-A105	202	71018	15FRD6.5/21	214	72184	WND60-30	218	73438	PV72	86
26725	NS7EV-60-30.625-A105	200	71019	20FRD6.5/21	214	72185	WND72-16	218	73533	VCS	159
26725	NS7EV-60-30.625-A105	202	71020	10FRP6.5/21	214	72186	WND72-30	218	73535	VMFXS	159
26726	NS7EV-72-36.625-A105	200	71021	20NP6.5/21	214	72187	WFRD18-16	218	73549	VMFS	159
26726	NS7EV-72-36.625-A105	202	71022	12FRP6.5/21	214	72188	WFRD18-30	218	73626	PHA	89
26727	NS7EV-84-42.625-A105	200	71039	CLN1200/48-12	216	72189	WFRD24-16	218	73626	PHA	109
26727	NS7EV-84-42.625-A105	202	71042	CLN1800/72-12	216	72190	WFRD24-30	218	73628	RSA150	90
26728	NS7EV-96-48.625-A105	200	71044	CLN2100/84-12	216	72191	WFRD30-16	218	73628	RSA150	92
26728	NS7EV-96-48.625-A105	202	71052	FLSC-I	210	72192	WFRD30-30	218	73628	RSA150	93
30011	EBC1	213	71054	FLSC-I-BULK	210	72193	WFRD36-16	218	73628	RSA150	95
30012	EBC2	213	71055	FLSCM-I	210	72194	WFRD36-30	218	73628	RSA150	96
30003	EBC1-B	213	71057	FL-PC-I	210	72195	WFRD42-16	218	73628	RSA150	97
30004	EBC2-B	213	71058	FL-RPI	210	72196	WFRD42-30	218	73628	RSA150	98
30013	EBC1-DR	213	71058	FL-RPI	210	72197	WFRD48-16	218	73628	RSA150	99
30014	EBC2-DR	213	71060	FL-RBI	210	72198	WFRD48-30	218	73628	RSA150	103
30007	EBC-EB	213	71060	FL-RBI	210	72199	WFRD54-16	218	73628	RSA150	105
30008	EBC-H	213	71076	7.5WLD3.3/11	214	72200	WFRD54-30	218	73628	RSA150	110
30021	CEBC1	213	71077	7.5NLD3.3/11	214	72201	WFRD60-16	218	73628	RSA150	113
30022	CEBC2	213	71079	CLFR1800/72-12	216	72202	WFRD60-30	218	73628	RSA150	114
61294	CLMN450/18-15	215	71082	CLFR2100/84-12	216	72203	WFRD72-16	218	73628	RSA150	117
61295	CLMN600/24-15	215	71100	FLSCM-I-BULK	210	72204	WFRD72-30	218	73631	HVPT	70
61296	CLMN750/30-15	215	71111	CLN460/18.4-12	216	73017	PP72	89	73631	HVPT	72

# Index by Item Code

ITEM CODE	ORDERING NUMBER	PAGE	ITEM CODE	ORDERING NUMBER	PAGE	ITEM CODE	ORDERING NUMBER	PAGE	ITEM CODE	ORDERING NUMBER	PAGE
73631	HVPT	139	74563	RBPSR-M	192	74774	ELT	138	74931	MCSHD	206
73631	HVPT	139	74564	RBPSR-L	192	74775	STJM	18	74931	MCSHD	207
74037	VMFM	159	74565	RBPSR-XL	192	74775	STJM	121	74932	MCSSD	206
74038	VMFL	159	74566	PC18	86	74775	STJM	139	74932	MCSSD	207
74100	HW-BC	138	74567	PC24	86	74776	HBTK	139	74941	SRBK	136
74141	HTTS	138	74568	PC30	86	74821	HTV18SS	73	74952	SPKHD42	135
74307	HXF8SS	66	74569	PC36	86	74822	HTV24SS	73	74953	SPKHD48	135
74307	HXF8SS	139	74570	PC42	86	74823	HTV30SS	73	74954	SPKHD54	135
74313	STKHSS	139	74571	PC48	86	74824	HTV36SS	73	74955	SPKHD60	135
74316	STKHSD	139	74572	PC54	86	74825	HTV42SS	73	74982	VMLK	159
74389	CBV-72	156	74573	PC60	86	74826	HTV48SS	73	74983	VSC	159
74390	CBV-84	156	74574	PC72	86	74828	HTV18S	73	75017	FL-ADH-0.8	217
74391	CBV-96	156	74612	RP-72	92	74829	HTV24S	73	75419	HVT8-S/S	68
74395	VP72	159	74618	RC18	90	74830	HTV30S	73	75419	HVT8-S/S	72
74396	VP84	159	74619	RC24	90	74831	HTV36S	73	75419	HVT8-S/S	73
74397	VP96	159	74620	RC30	90	74832	HTV42S	73	75419	HVT8-S/S	139
74398	VMF72	159	74621	RC36	90	74833	HTV48S	73	75419	HVT8-S/S	139
74399	VMF84	159	74622	RC42	90	74838	HTV36M	73	75513	PAB	77
74417	STJK	18	74623	RC48	90	74839	HTV42M	73	75513	PAB	89
74417	STJK	121	74624	RC54	90	74840	HTV48M	73	75513	PAB	92
74417	STJK	139	74625	RC60	90	74885	PTM30T	203	75513	PAB	109
74419	STTS	18	74626	RC72	90	74886	PTM36T	203	75513	PAB	113
74419	STTS	121	74641	RV72	90	74887	PTM42T	203	75513	PAB	130
74419	STTS	139	74689	HXF8S	66	74888	PTM48T	203	75513	PAB	140
74440	VMF96	159	74689	HXF8S	139	74889	PTM54T	203	75522	RBPFK-S	192
74448	UFB18	118	74690	HXF8M	66	74890	PTM60T	203	75523	RBPFK-M	192
74449	UFB24	118	74690	HXF8M	139	74891	PTMHD54T	203	75524	RBPFK-L	192
74450	UFB30	118	74690	HXF8M	139	74892	PTMHD60T	203	75525	RBPFK-XL	192
74451	UFB36	118	74691	HXF8L	66	74893	PTMHD72T	203	75526	RBPMBK	192
74452	UFB42	118	74691	HXF8L	139	74894	PTMHD84T	203	75527	RBPIT-S	192
74453	UFB48	118	74691	HXF8L	139	74895	PTMSD72T	203	75528	RBPIT-M	192
74454	UFB54	118	74692	RDP1-S	157	74896	PTMSD84T	203	75529	RBPIT-L	192
74455	UFB60	118	74693	RDP1-M	157	74897	PTMSD96T	203	75530	RBPIT-XL	192
74456	UFB72	118	74694	RDP1-L	157	74898	PTMSD120T	203	75531	MFASK	206
74457	VBK-72	156	74695	RDP1-XL	157	74899	PTM30R	203	75565	HSA8SSS	139
74457	VBK-72	159	74698	RDPMBK	159	74900	PTM36R	203	75565	HSA8SSS	139
74458	VBK-84	156	74699	RDPBK-S	157	74901	PTM42R	203	75566	RDPF-S	159
74458	VBK-84	159	74699	RDPBK-S	159	74902	PTM48R	203	75567	RDPF-M	159
74459	VBK-96	156	74700	RDPBK-M	157	74903	PTM54R	203	75568	RDPF-L	159
74459	VBK-96	159	74700	RDPBK-M	159	74904	PTM60R	203	75569	RDPF-XL	159
74460	UFB84	118	74701	RDPBK-L	157	74905	PTMHD54R	203	75570	VUBK-XS	156
74502	HDT5	18	74701	RDPBK-L	159	74906	PTMHD60R	203	75571	VUBK-S	156
74502	HDT5	121	74702	RDPBK-XL	157	74907	PTMHD72R	203	75572	VUBK-M	156
74502	HDT5	139	74702	RDPBK-XL	159	74908	PTMHD84R	203	75573	VUBK-L	156
74504	STKD	139	74705	RDPMSK	159	74909	PTMSD72R	203	75574	VUBK-72	156
74505	STKS	139	74709	SPK18	135	74910	PTMSD84R	203	75575	VUBK-84	156
74534	ISC	140	74710	SPK24	135	74911	PTMSD96R	203	75576	VUBK-96	156
74535	ICT6	74	74711	SPK30	135	74912	PTMSD120R	203	75578	SPMK2	135
74535	ICT6	75	74712	SPK36	135	74914	MSR	206	75579	SPMK3	135
74535	ICT6	77	74713	SPK42	135	74915	MSRSD	206	75583	PTM24T	203
74535	ICT6	86	74714	SPK48	135	74916	PMSMK	206	75584	PTM24R	203
74535	ICT6	87	74715	SPK54	135	74917	PMSMKSD	206	75585	STTS-S/S	122
74535	ICT6	89	74716	SPK60	135	74918	MAK	206	75586	HDT5-S/S	122
74535	ICT6	90	74717	SPK72	135	74919	MAKHD	206	75588	PLSC18	87
74535	ICT6	92	74718	SPKHD72	135	74920	MAKSD	206	75589	PLSC24	87
74535	ICT6	93	74719	SPKHD84	135	74921	MORK	206	75590	PLSC30	87
74535	ICT6	95	74720	SPKHD96	135	74921	MORK	207	75591	PLSC36	87
74535	ICT6	96	74721	SPKHD120	135	74922	MORKSD	206	75592	PLSC42	87
74535	ICT6	98	74734	SPCP	135	74922	MORKSD	207	75593	PLSC48	87
74535	ICT6	99	74742	SPBV	135	74923	MCRK	206	75594	PLSC54	87
74535	ICT6	103	74743	SPYS	135	74923	MCRK	207	75595	PLSP18	89
74535	ICT6	105	74744	SPPR	135	74924	MCRKSD	206	75596	PLSP24	89
74535	ICT6	106	74745	SPH10	135	74924	MCRKSD	207	75597	PLSP30	89
74535	ICT6	109	74746	SPN	135	74925	MCB	206	75598	PLSP36	89
74535	ICT6	110	74747	SPG	135	74925	MCB	207	75599	PLSP42	89
74535	ICT6	113	74748	SPPN	135	74926	MCBSD	206	75600	PLSP48	89
74535	ICT6	114	74771	HSSTS	72	74926	MCBSD	207	75601	PLSP54	89
74535	ICT6	117	74771	HSSTS	139	74927	MCSK	206	75610	EZP1-212	11
74535	ICT6	140	74772	HSSCS	72	74927	MCSK	207	75611	EZP1-218	11
74550	HDARK	139	74772	HSSCS	139	74928	MCSKHD	206	75612	EZP1-224	11
74558	RBP1S-S	190	74773	PSSS	89	74928	MCSKHD	207	75613	EZP1-230	11
74559	RBP1S-M	190	74773	PSSS	95	74929	MCSKSD	206	75614	EZP1-236	11
74560	RBP1S-L	190	74773	PSSS	99	74929	MCSKSD	207	75615	EZP1-242	11
74561	RBP1S-XL	190	74773	PSSS	103	74930	MCS	206	75616	EZP1-248	11
74562	RBPSR-S	192	74773	PSSS	105	74930	MCS	207	75617	EZP1-254	11



# Index by Item Code

ITEM CODE	ORDERING NUMBER	PAGE	ITEM CODE	ORDERING NUMBER	PAGE	ITEM CODE	ORDERING NUMBER	PAGE	ITEM CODE	ORDERING NUMBER	PAGE
75618	EZP1-260	11	75653	EZS2P24	77	75811	MSPMPK	45	75897	PTPK	58
75619	EZP1P12	18	75653	EZS2P24	140	75811	MSPMPK	65	75898	PSTS-W	37
75619	EZP1P12	19	75654	EZS2P30	77	75811	MSPMPK	72	75898	PSTS-W	45
75620	EZP1P18	18	75654	EZS2P30	140	75816	MSPPL	37	75898	PSTS-W	53
75620	EZP1P18	19	75655	EZS2P36	77	75816	MSPPL	65	75898	PSTS-W	58
75621	EZP1P24	18	75655	EZS2P36	140	75816	MSPPL	72	75898	PSTS-W	65
75621	EZP1P24	19	75656	EZS2P42	77	75817	RMC1	209	75898	PSTS-W	72
75622	EZP1P30	18	75656	EZS2P42	140	75819	RMC1-CP	209	75898	PSTS-W	121
75622	EZP1P30	19	75657	EZS2P48	77	75820	RMC1-CB	209	75899	PSTS-S	45
75623	EZP1P36	18	75657	EZS2P48	140	75820	RMC1-CB	211	75899	PSTS-S	53
75623	EZP1P36	19	75658	EZS2P54	77	75821	RMC1-PL	209	75899	PSTS-S	58
75624	EZP1P42	18	75658	EZS2P54	140	75830	MMBK	131	75899	PSTS-S	65
75624	EZP1P42	19	75659	EZS2P60	77	75831	MSPBPK	37	75899	PSTS-S	72
75625	EZP1P48	18	75659	EZS2P60	140	75831	MSPBPK	126	75901	HFC2	72
75625	EZP1P48	19	75660	EZS2P72	77	75832	RMC1-PP	209	75901	HFC2	139
75626	EZP1P54	18	75660	EZS2P72	140	75833	RMC1-BULK	209	75902	HXFC2	72
75626	EZP1P54	19	75661	FFCK	77	75834	RMC1-LS	209	75902	HXFC2	139
75627	EZP1P60	18	75666	EZS2MBK	77	75835	RMC1LS-PL	209	75905	AWTB	45
75627	EZP1P60	19	75666	EZS2MBK	89	75836	RMC1-LSPP	209	75905	AWTB	53
75628	CRB10	15	75666	EZS2MBK	92	75843	STS-S	85	75905	AWTB	58
75628	CRB10	21	75666	EZS2MBK	109	75843	STS-S	95	75906	AWTMB	45
75628	CRB10	35	75666	EZS2MBK	113	75843	STS-S	103	75906	AWTMB	53
75628	CRB10	143	75666	EZS2MBK	130	75843	STS-S	104	75906	AWTMB	58
75629	CRB16	15	75666	EZS2MBK	140	75843	STS-S	117	75907	AWTA	45
75629	CRB16	21	75771	EZP1-272	11	75843	STS-S	126	75907	AWTA	53
75629	CRB16	35	75772	EZP1P72	18	75844	STS-B	85	75907	AWTA	58
75629	CRB16	143	75772	EZP1P72	19	75844	STS-B	95	75909	AWTHK	45
75630	CRB22	15	75773	CRB70	15	75844	STS-B	103	75909	AWTHK	53
75630	CRB22	21	75773	CRB70	21	75844	STS-B	104	75909	AWTHK	58
75630	CRB22	35	75773	CRB70	35	75844	STS-B	117	75910	MHS-24	96
75630	CRB22	143	75773	CRB70	143	75844	STS-B	126	75911	MHS-30	96
75631	CRB28	15	75774	EZP1-872	11	75845	QMTS-P	18	75912	MHS-36	96
75631	CRB28	21	75775	CRB64	15	75845	QMTS-P	37	75913	MHS-42	96
75631	CRB28	35	75775	CRB64	21	75845	QMTS-P	45	75914	MHS-48	96
75631	CRB28	143	75775	CRB64	35	75845	QMTS-P	65	75915	MHS-54	96
75632	CRB34	15	75778	FLSC-ISS	210	75845	QMTS-P	72	75916	MHS-60	96
75632	CRB34	21	75779	EZP1-818	11	75845	QMTS-P	121	75917	MHS-72	96
75632	CRB34	35	75780	EZP1-824	11	75846	STS-W	95	75918	MHSP-24	95
75632	CRB34	143	75781	EZP1-830	11	75846	STS-W	103	75918	MHSP-24	103
75633	CRB40	15	75782	EZP1-836	11	75846	STS-W	104	75919	MHSP-30	95
75633	CRB40	21	75783	EZP1-842	11	75846	STS-W	117	75919	MHSP-30	103
75633	CRB40	35	75784	EZP1-848	11	75846	STS-W	126	75920	MHSP-36	95
75633	CRB40	143	75785	EZP1-854	11	75847	STAK	103	75920	MHSP-36	103
75634	CRB46	15	75786	EZP1-860	11	75847	STAK	105	75921	MHSP-42	95
75634	CRB46	21	75787	MSP-224	33	75847	STAK	117	75921	MHSP-42	103
75634	CRB46	35	75788	MSP-230	33	75847	STAK	126	75922	MHSP-48	95
75634	CRB46	143	75789	MSP-236	33	75868	MDWS-24	123	75922	MHSP-48	103
75635	CRB52	15	75790	MSP-242	33	75869	MDWS-30	123	75923	MHSP-54	95
75635	CRB52	21	75791	MSP-248	33	75870	MDWS-36	123	75923	MHSP-54	103
75635	CRB52	35	75792	MSP-254	33	75871	MDWS-42	123	75924	MHSP-60	95
75635	CRB52	143	75793	MSP-260	33	75872	MDWS-48	123	75924	MHSP-60	103
75636	CRB58	15	75794	MSP-272	33	75873	MDWS-54	123	75925	MHSP-72	95
75636	CRB58	21	75795	MSP-824	33	75874	MDWS-60	123	75925	MHSP-72	103
75636	CRB58	35	75796	MSP-830	33	75875	MDWS-72	123	75927	PFC	103
75636	CRB58	143	75797	MSP-836	33	75883	DWP-72	126	75927	PFC	117
75637	EZP1MPK	18	75798	MSP-842	33	75884	CDWB24	123	75929	MHCP-24S	54
75641	EZP1PL	18	75799	MSP-848	33	75885	CDWB30	123	75930	MHCP-30S	54
75641	EZP1PL	19	75800	MSP-854	33	75886	CDWB36	123	75931	MHCP-36S	54
75641	EZP1PL	139	75801	MSP-860	33	75887	CDWB42	123	75932	MHCP-42S	54
75642	EZP1BP	18	75802	MSP-872	33	75888	CDWB48	123	75933	MHCP-48S	54
75642	EZP1BP	19	75803	MSPP24	37	75889	CDWB54	123	75934	MHCP-54S	54
75642	EZP1BP	143	75804	MSPP30	37	75890	CDWB60	123	75935	MHCP-60S	54
75642	EZP1BP	147	75804	MSPP30	126	75891	CDWB72	123	75936	MHCP-72S	54
75642	EZP1BP	148	75805	MSPP36	37	75892	STAKHD	103	75945	MHCP-BPA24	56
75643	EZS2-18	74	75805	MSPP36	126	75892	STAKHD	105	75946	MHCP-BPA30	56
75644	EZS2-24	74	75806	MSPP42	37	75892	STAKHD	117	75947	MHCP-BPA36	56
75645	EZS2-30	74	75806	MSPP42	126	75892	STAKHD	126	75948	MHCP-BPA42	56
75646	EZS2-36	74	75807	MSPP48	37	75896	PSTA	37	75949	MHCP-BPA48	56
75647	EZS2-42	74	75807	MSPP48	126	75896	PSTA	45	75950	MHCP-BPA54	56
75648	EZS2-48	74	75808	MSPP54	37	75896	PSTA	53	75951	MHCP-BPA60	56
75649	EZS2-54	74	75808	MSPP54	126	75896	PSTA	58	75952	MHCP-BPA72	56
75650	EZS2-60	74	75809	MSPP60	37	75896	PSTA	65	75953	MHCP-BCK24	56
75651	EZS2-72	74	75809	MSPP60	126	75896	PSTA	72	75954	MHCP-BCK30	56
75652	EZS2P18	77	75810	MSPP72	37	75896	PSTA	121	75955	MHCP-BCK36	56
75652	EZS2P18	140	75811	MSPMPK	37	75897	PTPK	53	75956	MHCP-BCK42	56

# Index by Item Code

ITEM CODE	ORDERING NUMBER	PAGE	ITEM CODE	ORDERING NUMBER	PAGE	ITEM CODE	ORDERING NUMBER	PAGE	ITEM CODE	ORDERING NUMBER	PAGE
75957	MHCP-BCK48	56	76074	QMT-P	37	76138	HXF2-18SS	66	76293	HXF2-30S	66
75958	MHCP-BCK54	56	76074	QMT-P	45	76139	HXF2-24SS	66	76294	HXF2-30M	66
75959	MHCP-BCK60	56	76074	QMT-P	65	76140	HXF2-30SS	66	76295	HXF2-36S	66
75960	MHCP-BCK72	56	76074	QMT-P	72	76141	HXF2-36SS	66	76296	HXF2-36M	66
75961	MHP-CP24	58	76075	QMT-W	37	76142	HXF2-42SS	66	76297	HXF2-36L	66
75962	MHP-CP30	58	76075	QMT-W	45	76143	HXF2-48SS	66	76298	HXF2-42S	66
75963	MHP-CP36	58	76075	QMT-W	65	76144	HXF2-54SS	66	76299	HXF2-42M	66
75964	MHP-CP42	58	76075	QMT-W	72	76145	HXF2-60S	66	76300	HXF2-42L	66
75965	MHP-CP48	58	76083	SATB	104	76146	HXF2-72S	66	76301	HXF2-48S	66
75966	MHP-CP54	58	76083	SATB	126	76169	MHS-18V	96	76302	HXF2-48M	66
75967	MHP-CP60	58	76084	SATHB	104	76170	MHS-24V	96	76303	HXF2-48L	66
75968	MHP-CP72	58	76084	SATHB	126	76171	MHS-30V	96	76304	HXF2-54S	66
75978	SSRB	58	76085	HTS18	75	76172	MHS-36V	96	76305	HXF2-54M	66
75979	HXF2-SS	66	76086	HTS24	75	76173	MHS-42V	96	76306	HXF2-54L	66
75979	HXF2-SS	72	76087	HTS30	75	76174	MHS-48V	96	76307	HXF2-60M	66
75979	HXF2-SS	139	76088	HTS36	75	76175	MHS-54V	96	76308	HXF2-60L	66
75980	HXF2-S	66	76089	HTS42	75	76176	MHS-60V	96	76309	HXF2-72M	66
75980	HXF2-S	72	76090	HTS48	75	76177	MHS-72V	96	76310	HXF2-72L	66
75980	HXF2-S	139	76091	HTS54	75	76178	MHSP-18	95	76392	MHP-EP	45
75981	HXF2-M	66	76092	HTS60	75	76178	MHSP-18	103	76392	MHP-EP	53
75981	HXF2-M	72	76093	HTS72	75	76190	HV-18S	68	76392	MHP-EP	58
75981	HXF2-M	139	76094	HTSCK	75	76191	HV-18M	68	76392	MHP-EP	109
75982	HXF2-L	66	76094	HTSCK	77	76192	HV-24S	68	76392	MHP-EP	113
75982	HXF2-L	72	76096	QMTPAK	37	76193	HV-24M	68	76392	MHP-EP	117
75982	HXF2-L	139	76096	QMTPAK	45	76194	HV-30S	68	76393	MHCP-CH	58
75985	RBQC1HD-12	148	76096	QMTPAK	65	76195	HV-30M	68	76394	MHCP-BS	58
75986	RBQC1HD-18	148	76096	QMTPAK	72	76196	HV-36S	68	76399	HOBK	65
75987	RBQC1HD-24	148	76096	QMTPAK	121	76197	HV-36M	68	76399	HOBK	72
75988	RBQC1HD-30	148	76097	QMTBK-P	37	76198	HV-36L	68	76403	EST-P	18
75989	RBQC1HD-36	148	76097	QMTBK-P	38	76199	HV-42S	68	76404	EST-S	18
75990	RBQC1HD-42	148	76097	QMTBK-P	45	76205	RV76-S/S	105	76405	EST-B	18
75991	RBQC1HD-48	148	76097	QMTBK-P	46	76249	RSA	92	76406	ESTAK-EST	18
75992	RBQC1HD-54	148	76097	QMTBK-P	65	76249	RSA	113	76406	ESTAK-EST	121
75993	RBQC1HD-66	148	76097	QMTBK-P	72	76251	HV-42M	68	76407	ESPSBK	18
75995	RBAGS-16	147	76098	QMTBK-W	37	76252	HV-42L	68	76408	ESPBK	18
75996	RBAGS-22	147	76098	QMTBK-W	38	76253	HV-42LL	68	76409	ESPRK	18
75997	RBAGS-28	147	76098	QMTBK-W	45	76254	HV-48S	68	76409	ESPRK	121
75998	RBAGS-34	147	76098	QMTBK-W	46	76255	HV-48M	68	76410	ESBK-PS	18
75999	RBAGS-40	147	76098	QMTBK-W	53	76256	HV-48L	68	76410	ESBK-PS	121
76024	MAPEK	131	76098	QMTBK-W	58	76257	HV-48LL	68	76411	ESBK-B	18
76025	MCBK	206	76098	QMTBK-W	65	76258	HV-54M	68	76412	ESS-S	18
76025	MCBK	207	76098	QMTBK-W	72	76259	HV-54L	68	76412	ESS-S	121
76026	MCBKHD	206	76098	QMTBK-W	121	76260	HV-54LL	68	76413	ESS-B	18
76026	MCBKHD	207	76099	QMTPSBK	37	76261	HV-60M	68	76414	RMC1-BCP	209
76027	MCBKSD	206	76099	QMTPSBK	45	76262	HV-60L	68	76415	RMC1-BPP	209
76027	MCBKSD	207	76099	QMTPSBK	65	76263	HV-60LL	68	76415	RMC1-BPP	211
76028	RBAGS-46	147	76099	QMTPSBK	72	76264	HV-72M	68	76416	VAK	159
76029	RBAGS-52	147	76099	QMTPSBK	121	76265	HV-72L	68	76418	EZP10TK1	18
76030	RBAGS-58	147	76101	HV-18SS	68	76266	HV-72LL	68	76419	EZP10TK2	18
76031	RBAGS-70	147	76102	HV-24SS	68	76267	HVP-18M	70	76450	MMP-624	39
76032	RBAS4-18	150	76103	HV-30SS	68	76268	HVP-18L	70	76451	MMP-630	39
76033	RBAS4-24	150	76104	HV-36SS	68	76269	HVP-24M	70	76452	MMP-636	39
76034	RBAS4-30	150	76105	HV-42SS	68	76270	HVP-24L	70	76453	MMP-642	39
76035	RBAS4-36	150	76106	HV-48SS	68	76271	HVP-30M	70	76454	MMP-648	39
76036	RBAS4-42	150	76107	HV-54S	68	76272	HVP-30L	70	76455	MMP-654	39
76037	RBAS4-48	150	76108	HV-60S	68	76273	HVP-36M	70	76456	MMP-660	39
76038	RBAS4-54	150	76109	HV-72S	68	76274	HVP-36L	70	76457	MMP-672	39
76039	RBAS4-60	150	76110	H78P18	72	76275	HVP-42M	70	76458	MMPCP24	45
76040	RBAS4-72	150	76111	H78P24	72	76276	HVP-42L	70	76458	MMPCP24	53
76041	RBAER-10	151	76112	H78P30	72	76277	HVP-48M	70	76459	MMPCP30	45
76042	RBAER-16	151	76113	H78P36	72	76278	HVP-48L	70	76459	MMPCP30	53
76043	RBAER-22	151	76114	H78P42	72	76279	HVP-48LL	70	76460	MMPCP36	45
76044	RBAER-28	151	76115	H78P48	72	76280	HVP-54M	70	76460	MMPCP36	53
76045	RBAER-34	151	76116	H78P54	72	76281	HVP-54L	70	76461	MMPCP42	45
76046	RBAER-40	151	76117	H78P60	72	76282	HVP-54LL	70	76461	MMPCP42	53
76047	RBAER-46	151	76118	H78P72	72	76283	HVP-60M	70	76462	MMPCP48	45
76048	RBAER-52	151	76124	HVP-18S	70	76284	HVP-60L	70	76462	MMPCP48	53
76049	RBAER-58	151	76125	HVP-24S	70	76285	HVP-60LL	70	76463	MMPCP54	45
76050	RBAER-70	151	76126	HVP-30S	70	76286	HVP-72M	70	76463	MMPCP54	53
76069	AWTNCB	45	76127	HVP-36S	70	76287	HVP-72L	70	76464	MMPCP60	45
76069	AWTNCB	53	76128	HVP-42S	70	76288	HVP-72LL	70	76464	MMPCP60	53
76069	AWTNCB	58	76129	HVP-48S	70	76289	HXF2-18S	66	76465	MMPCP72	45
76071	SSTSMB	131	76130	HVP-54S	70	76290	HXF2-18M	66	76465	MMPCP72	53
76072	SSTLMB	131	76131	HVP-60S	70	76291	HXF2-24S	66	76466	MMPBPK	45
76073	SSTOTA	131	76132	HVP-72S	70	76292	HXF2-24M	66	76466	MMPBPK	146



# Index by Item Code

ITEM CODE	ORDERING NUMBER	PAGE	ITEM CODE	ORDERING NUMBER	PAGE	ITEM CODE	ORDERING NUMBER	PAGE	ITEM CODE	ORDERING NUMBER	PAGE
76981	FL-M	212	76597	CRB-HT34	15	76672	CBC42	130	76779	USP60/1500	121
76982	FL-L	212	76597	CRB-HT34	21	76673	CBC48	130	76780	USP72/1800	121
76472	FLEL-M	212	76597	CRB-HT34	35	76674	CBC54	130	76781	USP84/2100	121
76473	FLEL-L	212	76598	CRB-HT40	15	76675	CBC60	130	76784	UPSBK	121
76474	FLELP	212	76598	CRB-HT40	21	76692	CPB	130	76785	UPBK	121
77408	FLTW-M	212	76598	CRB-HT40	35	76695	MSP66	126	76788	ABU	121
77409	FLTW-L	212	76599	CRB-HT46	15	76697	TRB78	43	76788	ABU	121
76478	FLRP	212	76599	CRB-HT46	21	76697	TRB78	146	76788	ABU	122
76479	FLCP	212	76599	CRB-HT46	35	76700	UTV18	118	76789	UMBK	121
77406	FLRLB-L	212	76600	CRB-HT52	15	76701	UTV24	118	76789	UMBK	121
77405	FLRLB-M	212	76600	CRB-HT52	21	76702	UTV30	118	76790	USPK	121
76483	QMT-G	37	76600	CRB-HT52	35	76703	UTV36	118	76790	USPK	121
76483	QMT-G	45	76601	CRB-HT58	15	76704	UTV42	118	76791	UHSPK	121
76484	QMTS-G	37	76601	CRB-HT58	21	76705	UTV48	118	76791	UHSPK	121
76484	QMTS-G	45	76601	CRB-HT58	35	76706	UTV54	118	76792	USMK	121
76485	TRB18	43	76602	CRB-HT64	15	76707	UTV60	118	76792	USMK	121
76485	TRB18	146	76602	CRB-HT64	21	76708	UTV72	118	76793	UHMK	121
76486	TRB24	43	76602	CRB-HT64	35	76709	UTV84	118	76793	UHMK	121
76486	TRB24	146	76603	CRB-HT70	15	76712	UTC18	118	76794	UST-P	121
76487	TRB30	43	76603	CRB-HT70	21	76713	UTC24	118	76795	UST-W	121
76487	TRB30	146	76603	CRB-HT70	35	76714	UTC30	118	76796	MSP-284	33
76488	TRB36	43	76613	MHS-24R	99	76715	UTC36	118	76797	MSP-884	33
76488	TRB36	146	76614	MHS-30R	99	76716	UTC42	118	76798	MMP-684	39
76489	TRB42	43	76615	MHS-36R	99	76717	UTC48	118	76799	MMP-1284	39
76489	TRB42	146	76616	MHS-42R	99	76718	UTC54	118	76800	MHCP-84S	54
76490	TRB48	43	76617	MHS-48R	99	76719	UTC60	118	76803	MHS-84	96
76490	TRB48	146	76618	MHS-54R	99	76720	UTC72	118	76804	MHS-84V	96
76491	TRB54	43	76619	MHS-60R	99	76721	UTC84	118	76805	MHS-84RV	99
76491	TRB54	146	76620	MHS-72R	99	76724	UTF18	118	76806	MDWS-84	123
76492	TRB60	43	76621	MHS-84R	99	76725	UTF24	118	76807	MSP84	37
76492	TRB60	146	76622	PFRS	99	76726	UTF30	118	76808	MMPCP84	45
76493	TRB66	43	76622	PFRS	103	76727	UTF36	118	76808	MMPCP84	53
76493	TRB66	146	76622	PFRS	105	76728	UTF42	118	76809	MHCP-BPA84	56
76494	TRB72	43	76622	PFRS	114	76729	UTF48	118	76810	MHCP-BCK84	56
76494	TRB72	146	76622	PFRS	117	76730	UTF54	118	76811	MHP-CP84	58
76537	MMPK	131	76636	SSTBK-W	103	76731	UTF60	118	76812	MHCP-2BC84	58
76538	RMC1-LSBPP	209	76636	SSTBK-W	105	76732	UTF72	118	76814	MHSP-84	103
76540	QMTBK-G	37	76636	SSTBK-W	117	76733	UTF84	118	76815	DWP-84	126
76540	QMTBK-G	38	76636	SSTBK-W	126	76736	URVB18/450	118	76816	DRXL-24-420	180
76540	QMTBK-G	45	76637	SSTBK-B	103	76736	URVB18/450	119	76817	DRXL-30-420	180
76540	QMTBK-G	46	76637	SSTBK-B	105	76737	URVB24/600	118	76818	DRXL-36-420	180
76551	MMP-1230	39	76637	SSTBK-B	117	76737	URVB24/600	119	76819	DRXL-42-420	180
76552	MMP-1236	39	76637	SSTBK-B	126	76738	URVB30/750	118	76820	DRXL-48-420	180
76553	MMP-1242	39	76638	MHCP-2BC24	58	76738	URVB30/750	119	76821	DRXL-54-420	180
76554	MMP-1248	39	76639	MHCP-2BC30	58	76739	URVB36/900	118	76822	DRXL-60-420	180
76555	MMP-1254	39	76640	MHCP-2BC36	58	76739	URVB36/900	119	76823	DRXL-72-420	180
76556	MMP-1260	39	76641	MHCP-2BC42	58	76740	URVB42/1050	118	76824	DRXL-24-520	180
76557	MMP-1272	39	76642	MHCP-2BC48	58	76740	URVB42/1050	119	76825	DRXL-30-520	180
76558	RMC2-FS-1	211	76643	MHCP-2BC54	58	76741	URVB48/1200	118	76826	DRXL-36-520	180
76559	RMC2-FSAPK	211	76644	MHCP-2BC60	58	76741	URVB48/1200	119	76827	DRXL-42-520	180
76560	PFC-SS	103	76645	MHCP-2BC72	58	76742	URVB54/1350	118	76828	DRXL-48-520	180
76560	PFC-SS	105	76646	MHS-18RV	99	76742	URVB54/1350	119	76829	DRXL-54-520	180
76570	RB6SA	152	76647	MHS-24RV	99	76743	URVB60/1500	118	76830	DRXL-60-520	180
76571	RB6DH	153	76648	MHS-30RV	99	76743	URVB60/1500	119	76831	DRXL-72-520	180
76572	RBAGSCM-16	148	76649	MHS-36RV	99	76744	URVB72/1800	118	76832	DRXL-24-435	180
76573	RBAGSCM-22	148	76650	MHS-42RV	99	76744	URVB72/1800	119	76833	DRXL-30-435	180
76574	RBAGSCM-28	148	76651	MHS-48RV	99	76745	URVB84/2100	118	76834	DRXL-36-435	180
76575	RBAGSCM-34	148	76652	MHS-54RV	99	76745	URVB84/2100	119	76835	DRXL-42-435	180
76576	RBAGSCM-40	148	76653	MHS-60RV	99	76748	URCB18/450	118	76836	DRXL-48-435	180
76577	RBAGSCM-46	148	76654	MHS-72RV	99	76749	URCB24/600	118	76837	DRXL-54-435	180
76578	RBAGSCM-52	148	76655	RBAER-44	151	76750	URCB30/750	118	76838	DRXL-60-435	180
76579	RBAGSCM-58	148	76658	HTF212	13	76751	URCB36/900	118	76839	DRXL-72-435	180
76581	RBAGSCM-70	148	76659	HTF218	13	76752	URCB42/1050	118	76840	DRXL-24-535	180
76593	CRB-HT10	15	76660	HTF224	13	76753	URCB48/1200	118	76841	DRXL-30-535	180
76593	CRB-HT10	21	76661	HTF230	13	76754	URCB54/1350	118	76842	DRXL-36-535	180
76593	CRB-HT10	35	76662	HTF236	13	76755	URCB60/1500	118	76843	DRXL-42-535	180
76594	CRB-HT16	15	76663	HTF242	13	76756	URCB72/1800	118	76844	DRXL-48-535	180
76594	CRB-HT16	21	76664	HTF248	13	76757	URCB84/2100	118	76845	DRXL-54-535	180
76594	CRB-HT16	35	76665	HTF254	13	76772	USP18/450	121	76846	DRXL-60-535	180
76595	CRB-HT22	15	76666	HTF260	13	76773	USP24/600	121	76847	DRXL-72-535	180
76595	CRB-HT22	21	76667	HTF272	13	76774	USP30/750	121	76848	DRXM-24-420	182
76595	CRB-HT22	35	76668	CBC18	130	76775	USP36/900	121	76849	DRXM-30-420	182
76596	CRB-HT28	15	76669	CBC24	130	76776	USP42/1050	121	76850	DRXM-36-420	182
76596	CRB-HT28	21	76670	CBC30	130	76777	USP48/1200	121	76851	DRXM-42-420	182
76596	CRB-HT28	35	76671	CBC36	130	76778	USP54/1350	121	76852	DRXM-48-420	182

# Index by Item Code

ITEM CODE	ORDERING NUMBER	PAGE	ITEM CODE	ORDERING NUMBER	PAGE	ITEM CODE	ORDERING NUMBER	PAGE	ITEM CODE	ORDERING NUMBER	PAGE
76853	DRXM-54-420	182	76926	IB4	172	77076	LSP48	28	77131	EZP-LS236	24
76854	DRXM-60-420	182	76926	IB4	180	77077	LSP54	28	77132	EZP-LS242	24
76855	DRXM-72-420	182	76926	IB4	182	77078	LSP60	28	77133	EZP-LS248	24
76856	DRXM-24-520	182	76926	IB4	184	77079	LSP12-S/S	32	77134	EZP-LS254	24
76857	DRXM-30-520	182	76927	IB5	166	77080	LSP18-S/S	32	77135	EZP-LS260	24
76858	DRXM-36-520	182	76927	IB5	169	77081	LSP24-S/S	32	77136	EZP-LS818	24
76859	DRXM-42-520	182	76927	IB5	172	77082	LSP30-S/S	32	77137	EZP-LS824	24
76860	DRXM-48-520	182	76927	IB5	180	77083	LSP36-S/S	32	77138	EZP-LS830	24
76861	DRXM-54-520	182	76927	IB5	182	77084	LSP42-S/S	32	77139	EZP-LS836	24
76862	DRXM-60-520	182	76927	IB5	184	77085	LSP48-S/S	32	77140	EZP-LS842	24
76863	DRXM-72-520	182	76927	IB5	186	77086	LSP54-S/S	32	77141	EZP-LS848	24
76864	DRXM-24-435	182	76928	IBBK	163	77087	LSP60-S/S	32	77142	EZP-LS854	24
76865	DRXM-30-435	182	76928	IBBK	166	77088	CRB-LS10	26	77143	EZP-LS860	24
76866	DRXM-36-435	182	76928	IBBK	169	77088	CRB-LS10	30	77144	CLSFG-212	29
76867	DRXM-42-435	182	76928	IBBK	172	77089	CRB-LS16	26	77145	CLSFG-218	29
76868	DRXM-48-435	182	76928	IBBK	180	77089	CRB-LS16	30	77146	CLSFG-224	29
76869	DRXM-54-435	182	76928	IBBK	182	77090	CRB-LS22	26	77147	CLSFG-230	29
76870	DRXM-60-435	182	76928	IBBK	184	77090	CRB-LS22	30	77148	CLSFG-236	29
76871	DRXM-72-435	182	76928	IBBK	186	77091	CRB-LS28	26	77149	CLSFG-242	29
76872	DRXM-24-535	182	76929	IBS-L4	180	77091	CRB-LS28	30	77150	CLSFG-248	29
76873	DRXM-30-535	182	76930	IBS-L5	180	77092	CRB-LS34	26	77151	CLSFG-254	29
76874	DRXM-36-535	182	76931	IBS-M4	172	77092	CRB-LS34	30	77152	CLSFG-260	29
76875	DRXM-42-535	182	76931	IBS-M4	182	77093	CRB-LS40	26	77153	CLSFG-818	29
76876	DRXM-48-535	182	76932	IBS-M5	172	77093	CRB-LS40	30	77154	CLSFG-824	29
76877	DRXM-54-535	182	76932	IBS-M5	182	77094	CRB-LS46	26	77155	CLSFG-830	29
76878	DRXM-60-535	182	76933	IBS-H4	184	77094	CRB-LS46	30	77156	CLSFG-836	29
76879	DRXM-72-535	182	76934	IBS-H5	184	77095	CRB-LS52	26	77157	CLSFG-842	29
76880	DRXH-24-420	184	76935	ISABK	186	77095	CRB-LS52	30	77158	CLSFG-848	29
76881	DRXH-30-420	184	76936	IMK	180	77096	CRB-LS58	26	77159	CLSFG-854	29
76882	DRXH-36-420	184	76936	IMK	182	77096	CRB-LS58	30	77160	CLSFG-860	29
76883	DRXH-42-420	184	76936	IMK	184	77097	CRB-LS10W	26	77250	FL-PKIT-ML	212
76884	DRXH-48-420	184	76937	IEA-42-60	186	77097	CRB-LS10W	30	77251	FL-PKIT-XL	212
76885	DRXH-54-420	184	76938	IEA-72-96	186	77098	CRB-LS16W	26	77259	UTV450J-S/S	119
76886	DRXH-60-420	184	76939	HW-IMPB	188	77098	CRB-LS16W	30	77260	UTV600J-S/S	119
76887	DRXH-72-420	184	76940	CRB76	15	77099	CRB-LS22W	26	77261	UTV750J-S/S	119
76888	DRXH-24-520	184	76940	CRB76	21	77099	CRB-LS22W	30	77262	UTV900J-S/S	119
76889	DRXH-30-520	184	76940	CRB76	35	77100	CRB-LS28W	26	77263	UTV1050J-S/S	119
76890	DRXH-36-520	184	76941	CRB82	15	77100	CRB-LS28W	30	77264	UTV1200J-S/S	119
76891	DRXH-42-520	184	76941	CRB82	21	77101	CRB-LS34W	26	77265	UTV1350J-S/S	119
76892	DRXH-48-520	184	76941	CRB82	35	77101	CRB-LS34W	30	77267	UTV1500J-S/S	119
76893	DRXH-54-520	184	76942	CDWB84	123	77102	CRB-LS40W	26	77269	UTV1800J-S/S	119
76894	DRXH-60-520	184	76943	SST-BUK	103	77102	CRB-LS40W	30	77271	UTV2100J-S/S	119
76895	DRXH-72-520	184	76943	SST-BUK	126	77103	CRB-LS46W	26	77324	MMKU	121
76896	DRXH-24-435	184	76950	OIBBK	188	77103	CRB-LS46W	30	77327	MMKUHD	121
76897	DRXH-30-435	184	76965	IB4-1U	188	77104	CRB-LS52W	26	77330	RMC2	211
76898	DRXH-36-435	184	76966	IB5-1U	188	77104	CRB-LS52W	30	77331	HDARK-S/S	122
76899	DRXH-42-435	184	76967	RBAGS-18	147	77105	CRB-LS58W	26	77332	STJM-S/S	122
76900	DRXH-48-435	184	76968	RBAGS-24	147	77105	CRB-LS58W	30	77334	STJK-S/S	122
76901	DRXH-54-435	184	76969	RBAGS-30	147	77106	RBAGM-16	28	77339	USP18/450-S/S	122
76902	DRXH-60-435	184	76970	RBAGS-36	147	77106	RBAGM-16	147	77340	USP24/600-S/S	122
76903	DRXH-72-435	184	76971	RBAGS-42	147	77107	RBAGM-22	28	77341	USP30/750-S/S	122
76904	DRXH-24-535	184	76972	RBAGS-48	147	77107	RBAGM-22	147	77342	USP36/900-S/S	122
76905	DRXH-30-535	184	76973	RBAGS-54	147	77108	RBAGM-28	28	77343	USP42/1050-S/S	122
76906	DRXH-36-535	184	76974	RBAGS-60	147	77108	RBAGM-28	147	77344	USP48/1200-S/S	122
76907	DRXH-42-535	184	76975	RBAGS-72	147	77109	RBAGM-34	28	77345	USP54/1350-S/S	122
76908	DRXH-48-535	184	76976	RBAGS-84	147	77109	RBAGM-34	147	77347	USP60/1500-S/S	122
76909	DRXH-54-535	184	76977	UBTK	121	77110	RBAGM-40	28	77349	USP72/1800-S/S	122
76910	DRXH-60-535	184	76978	UHDBTK	121	77110	RBAGM-40	147	77351	USP84/2100-S/S	122
76911	DRXH-72-535	184	77386	FL-XL	212	77111	RBAGM-46	28	77357	MMKU-S/S	122
76912	DRXD-42-520	186	77406	FLVRL-XL	212	77111	RBAGM-46	147	77358	MMKUHD-S/S	122
76913	DRXD-48-520	186	77410	FLTW-XL	212	77114	LS-BP	28	77364	HARK-S/S	122
76914	DRXD-54-520	186	76986	FLELK-XL	212	77115	LS-BP-S/S	32	77365	LS-SPK	28
76915	DRXD-60-520	186	77037	CSTBK	117	77117	LS-SW	28	77366	LSTMPK	28
76916	DRXD-72-520	186	77047	TRB84	43	77118	LS-SS	28	77367	LSTPB-RK	28
76917	DRXD-84-520	186	77047	TRB84	146	77120	LST-TAK	28	77384	EZPTBT	19
76918	DRXD-96-520	186	77048	TRB90	43	77121	LST-P	28	77385	EZPTBTHD	19
76919	DRXD-42-535	186	77048	TRB90	146	77122	LST-W	28	77387	SPG-CVR-A	132
76920	DRXD-48-535	186	77052	SACSK	117	77123	LST-S	28	77388	SPG-CVR-B	132
76921	DRXD-54-535	186	77065	SACSRC	117	77124	LST-B-S/S	32	77389	SPG-CVR-C	132
76922	DRXD-60-535	186	77070	LSP12	28	77125	LST-W-S/S	32	77390	SPG-CVR-D	132
76923	DRXD-72-535	186	77071	LSP18	28	77126	LST-W-S/S-2	32	77391	SPG-CVR-E	132
76924	DRXD-84-535	186	77072	LSP24	28	77127	EZP-LS212	24	77392	SPG-CVR-F	132
76925	DRXD-96-535	186	77073	LSP30	28	77128	EZP-LS218	24	77393	SPG-CVR-G	132
76926	IB4	166	77074	LSP36	28	77129	EZP-LS224	24	77423	RAPEK	131
76926	IB4	169	77075	LSP42	28	77130	EZP-LS230	24	77424	MMP-624-S/S	40

# Index by Item Code

ITEM CODE	ORDERING NUMBER	PAGE	ITEM CODE	ORDERING NUMBER	PAGE	ITEM CODE	ORDERING NUMBER	PAGE	ITEM CODE	ORDERING NUMBER	PAGE
77425	MMP-630-S/S	40	77548	SHIM-KITL	166	77620	MHSP24-S/S	105	77699	PTS-PA	199
77426	MMP-636-S/S	40	77548	SHIM-KITL	169	77621	MHSP30-S/S	105	77700	PTS-MBK	199
77427	MMP-642-S/S	40	77548	SHIM-KITL	180	77622	MHSP36-S/S	105	77701	PTS-MBKUG	199
77428	MMP-648-S/S	40	77549	SHIM-KITM	172	77623	MHSP42-S/S	105	77702	PTS-EBK	199
77429	MMP-654-S/S	40	77549	SHIM-KITM	182	77624	MHSP48-S/S	105	77703	MHP-624	47
77430	MMP-660-S/S	40	77550	SHIM-KITH	184	77625	MHSP54-S/S	105	77704	MHP-630	47
77431	MMP-672-S/S	40	77551	CRB-LS10HT	26	77626	MHSP60-S/S	105	77705	MHP-636	47
77432	MMP-684-S/S	40	77551	CRB-LS10HT	30	77627	MHSP72-S/S	105	77706	MHP-642	47
77433	MMP-1230-S/S	40	77552	CRB-LS16HT	26	77628	MHSP84-S/S	105	77707	MHP-648	47
77434	MMP-1236-S/S	40	77552	CRB-LS16HT	30	77630	STS-W-S/S	105	77708	MHP-654	47
77435	MMP-1242-S/S	40	77553	CRB-LS22HT	26	77631	STS-S-S/S	105	77709	MHP-660	47
77436	MMP-1248-S/S	40	77553	CRB-LS22HT	30	77632	STS-B-S/S	105	77710	MHP-672	47
77437	MMP-1254-S/S	40	77554	CRB-LS28HT	26	77633	STHDPM2-S/S	105	77711	MHP-684	47
77438	MMP-1260-S/S	40	77554	CRB-LS28HT	30	77634	STHDMK2-S/S	105	77712	MHP-696	47
77439	MMP-1272-S/S	40	77555	CRB-LS34HT	26	77635	STGK2-S/S	105	77713	MHP-1230	47
77440	MMP-1284-S/S	40	77555	CRB-LS34HT	30	77636	SST-BUK-S/S	105	77714	MHP-1236	47
77442	PSTA-S/S	38	77556	CRB-LS40HT	26	77637	SST2HD-W-S/S	105	77715	MHP-1242	47
77442	PSTA-S/S	46	77556	CRB-LS40HT	30	77638	SST2HD-S-S/S	105	77716	MHP-1248	47
77443	TEN-LOCK-KIT	132	77557	CRB-LS46HT	26	77639	SST2HD-B-S/S	105	77717	MHP-1254	47
77450	QMTS-P-S/S	23	77557	CRB-LS46HT	30	77640	MHS-24R-S/S	101	77718	MHP-1260	47
77450	QMTS-P-S/S	38	77558	CRB-LS52HT	26	77641	MHS-30R-S/S	101	77719	MHP-1272	47
77450	QMTS-P-S/S	46	77558	CRB-LS52HT	30	77642	MHS-36R-S/S	101	77720	MHP-1284	47
77451	QMTS-W-S/S	23	77559	CRB-LS58HT	26	77643	MHS-42R-S/S	101	77721	MHP-1296	47
77451	QMTS-W-S/S	38	77559	CRB-LS58HT	30	77644	MHS-48R-S/S	101	77722	MMPCP96	45
77451	QMTS-W-S/S	46	77575	MMP-1836	39	77645	MHS-54R-S/S	101	77722	MMPCP96	53
77452	QMTS-G-S/S	23	77576	MMP-1842	39	77646	MHS-60R-S/S	101	77723	PST2-W	53
77452	QMTS-G-S/S	38	77577	MMP-1848	39	77647	MHS-72R-S/S	101	77723	PST2-W	56
77452	QMTS-G-S/S	46	77578	MMP-1854	39	77648	MHS-84R-S/S	101	77723	PST2-W	58
77453	MSP-224-S/S	34	77579	MMP-1860	39	77649	MHS-24RV-S/S	101	77724	PST2-S	53
77454	MSP-230-S/S	34	77580	MMP-1872	39	77650	MHS-30RV-S/S	101	77724	PST2-S	56
77455	MSP-236-S/S	34	77581	MMP-1884	39	77651	MHS-36RV-S/S	101	77724	PST2-S	58
77456	MSP-242-S/S	34	79040	MMP-1896	39	77652	MHS-42RV-S/S	101	77725	PST2-R	53
77457	MSP-248-S/S	34	77582	MSPMPK-S/S	38	77653	MHS-48RV-S/S	101	77725	PST2-R	56
77458	MSP-254-S/S	34	77582	MSPMPK-S/S	46	77654	MHS-54RV-S/S	101	77725	PST2-R	58
77459	MSP-260-S/S	34	77583	MSPBPK-S/S	23	77655	MHS-60RV-S/S	101	77726	PST2-R	53
77460	MSP-272-S/S	34	77583	MSPBPK-S/S	38	77656	MHS-72RV-S/S	101	77726	PST2-R	58
77461	MSP-284-S/S	34	77584	QMT-P-S/S	38	77657	MHS-84RV-S/S	101	77727	MHPMPK	53
77462	MSP-824-S/S	34	77584	QMT-P-S/S	46	77664	PTS-18R	197	77727	MHPMPK	58
77463	MSP-830-S/S	34	77585	QMT-W-S/S	38	77665	PTS-24R	197	77728	MHPBPK	53
77464	MSP-836-S/S	34	77585	QMT-W-S/S	46	77666	PTS-30R	197	77729	FLCK	212
77465	MSP-842-S/S	34	77586	QMT-G-S/S	38	77667	PTS-36R	197	77741	SPG-CVR-H	132
77466	MSP-848-S/S	34	77586	QMT-G-S/S	46	77668	PTS-42R	197	77742	CTS-W	117
77467	MSP-854-S/S	34	77587	QMTPAK-S/S	38	77669	PTS-48R	197	77743	CTS-S	81
77468	MSP-860-S/S	34	77587	QMTPAK-S/S	46	77670	PTS-54R	197	77743	CTS-S	117
77470	MSP-872-S/S	34	77588	QMTPSBK-S/S	38	77671	PTS-60R	197	77744	CTS-B	117
77471	MSP-884-S/S	34	77588	QMTPSBK-S/S	46	77672	PTS-72R	197	77745	CTS-G	117
77472	MSPP24-S/S	38	77590	MMPCP24-S/S	46	77673	PTS-30R-UG	197	77746	EZP-LS212HT	25
77473	MSPP30-S/S	38	77591	MMPCP30-S/S	46	77674	PTS-36R-UG	197	77747	EZP-LS218HT	25
77474	MSPP36-S/S	38	77592	MMPCP36-S/S	46	77675	PTS-42R-UG	197	77748	EZP-LS224HT	25
77475	MSPP42-S/S	38	77593	MMPCP42-S/S	46	77676	PTS-48R-UG	197	77749	EZP-LS230HT	25
77476	MSPP48-S/S	38	77594	MMPCP48-S/S	46	77677	PTS-54R-UG	197	77750	EZP-LS236HT	25
77477	MSPP54-S/S	38	77595	MMPCP54-S/S	46	77678	PTS-60R-UG	197	77751	EZP-LS242HT	25
77478	MSPP60-S/S	38	77596	MMPCP60-S/S	46	77679	PTS-72R-UG	197	77752	EZP-LS248HT	25
77479	MSPP72-S/S	38	77597	MMPCP72-S/S	46	77680	PTS-RR21	197	77753	EZP-LS254HT	25
77480	MSPP84-S/S	38	77598	MMPCP84-S/S	46	77681	PTS-RR27	197	77754	EZP-LS260HT	25
77517	RBDTXHD-6.5C	155	77599	MHP-EP-S/S	46	77682	PTS-RR33	197	77755	PTS-RHSAA	199
77524	MSPPL-S/S	38	77600	MMPBPK-S/S	46	77683	PTS-RR39	197	77756	PTS-LHSAA	199
77529	ISABK-LMH	180	77601	MHS-24-S/S	101	77683	PTS-RR39	197	77757	UST-S	121
77529	ISABK-LMH	182	77602	MHS-30-S/S	101	77684	PTS-RR45	197	77768	SACHP2	109
77529	ISABK-LMH	184	77603	MHS-36-S/S	101	77684	PTS-RR45	197	77768	SACHP2	113
77530	IBS-D5	186	77604	MHS-42-S/S	101	77685	PTS-RR51	197	77768	SACHP2	117
77531	MRB18	50	77605	MHS-48-S/S	101	77685	PTS-RR51	197	77840	MHS-24-ESAC	114
77532	MRB24	50	77606	MHS-54-S/S	101	77686	PTS-RR57	197	77841	MHS-30-ESAC	114
77533	MRB30	50	77607	MHS-60-S/S	101	77686	PTS-RR57	197	77842	MHS-36-ESAC	114
77534	MRB36	50	77608	MHS-72-S/S	101	77687	PTS-RR63	197	77843	MHS-42-ESAC	114
77535	MRB42	50	77609	MHS-84-S/S	101	77687	PTS-RR63	197	77844	MHS-48-ESAC	114
77536	MRB48	50	77610	MHS-24V-S/S	101	77688	PTS-RR69	197	77845	MHS-54-ESAC	114
77537	MRB54	50	77611	MHS-30V-S/S	101	77689	PTS-RR75	197	77846	MHS-60-ESAC	114
77538	MRB60	50	77612	MHS-36V-S/S	101	77690	PTS-RR81	197	77847	MHS-72-ESAC	114
77539	MRB66	50	77613	MHS-42V-S/S	101	77691	PTS-SR	199	77848	MHS-60-2ESAC	114
77540	MRB72	50	77614	MHS-48V-S/S	101	77692	PTS-HDSR	199	77849	MHS-72-2ESAC	114
77541	MRB78	50	77615	MHS-54V-S/S	101	77694	PTS-SAK	199	77850	MHS-84-2ESAC	114
77542	MRB84	50	77616	MHS-60V-S/S	101	77696	PTS-IBK	199	77851	MHS-96-2ESAC	114
77543	MRB90	50	77617	MHS-72V-S/S	101	77697	PTS-HIBK	199	77852	MHS-120-2ESAC	114
77548	SHIM-KITL	163	77618	MHS-84V-S/S	101	77698	PTS-PS	199	77853	MHS-24V-ESAC	114

# Index by Item Code

ITEM CODE	ORDERING NUMBER	PAGE	ITEM CODE	ORDERING NUMBER	PAGE	ITEM CODE	ORDERING NUMBER	PAGE	ITEM CODE	ORDERING NUMBER	PAGE
77854	MHS-30V-ESAC	114	77893	SACPL-60/1500	113	77929	MHS-CARK-C24/600	115	78004	RV84-2ESAC	110
77855	MHS-36V-ESAC	114	77893	SACPL-60/1500	117	77930	MHS-CARK-C30/750	115	78005	RV96-2ESAC	110
77856	MHS-42V-ESAC	114	77894	SACPL-72/1800	109	77931	MHS-CARK-C36/900	115	78006	RV120-2ESAC	110
77857	MHS-48V-ESAC	114	77894	SACPL-72/1800	113	77932	MHS-CARK-C42/1050	115	78072	P-CARK-C24/600	107
77858	MHS-54V-ESAC	114	77894	SACPL-72/1800	117	77933	MHS-CARK-C48/1200	115	78073	P-CARK-C30/750	107
77859	MHS-60V-ESAC	114	77895	SACPL2-60/1500	109	77934	MHS-CARK-C54/1350	115	78074	P-CARK-C36/900	107
77860	MHS-72V-ESAC	114	77895	SACPL2-60/1500	113	77935	MHS-CARK-C60/1500	115	78075	P-CARK-C42/1050	107
77861	MHS-60V-2ESAC	114	77895	SACPL2-60/1500	117	77936	MHS-CARK-C72/1800	115	78076	P-CARK-C48/1200	107
77862	MHS-72V-2ESAC	114	77896	SACPL2-72/1800	109	77937	MHS-CARK-V24/600	115	78077	P-CARK-C54/1350	107
77863	MHS-84V-2ESAC	114	77896	SACPL2-72/1800	113	77938	MHS-CARK-V30/750	115	78078	P-CARK-C60/1500	107
77864	MHS-96V-2ESAC	114	77896	SACPL2-72/1800	117	77939	MHS-CARK-V36/900	115	78079	P-CARK-C72/1800	107
77865	MHS-120V-2ESAC	114	77897	SACPL2-84/2100	109	77940	MHS-CARK-V42/1050	115	78080	P-CARK-V24/600	107
77866	SAC2-TIP-TL	109	77897	SACPL2-84/2100	113	77941	MHS-CARK-V48/1200	115	78081	P-CARK-V30/750	107
77866	SAC2-TIP-TL	113	77897	SACPL2-84/2100	117	77942	MHS-CARK-V54/1350	115	78082	P-CARK-V36/900	107
77866	SAC2-TIP-TL	117	77898	SACPL2-96/2400	109	77943	MHS-CARK-V60/1500	115	78083	P-CARK-V42/1050	107
77867	STGK2	103	77898	SACPL2-96/2400	113	77944	MHS-CARK-V72/1800	115	78084	P-CARK-V48/1200	107
77867	STGK2	104	77898	SACPL2-96/2400	117	77945	MHS-CARK2-C60/1500	115	78085	P-CARK-V54/1350	107
77867	STGK2	117	77899	SACPL2-120/3000	109	77946	MHS-CARK2-C72/1800	115	78086	P-CARK-V60/1500	107
77867	STGK2	126	77899	SACPL2-120/3000	113	77947	MHS-CARK2-C84/2100	115	78087	P-CARK-V72/1800	107
77867	STGK2	126	77899	SACPL2-120/3000	117	77948	MHS-CARK2-C96/2400	115	78088	P-CARK2-C60/1500	107
77868	SSTHDPM	103	77900	CART-24/600	109	77949	MHS-CARK2-C120/3000	115	78089	P-CARK2-C72/1800	107
77868	SSTHDPM	117	77900	CART-24/600	113	77950	MHS-CARK2-V60/1500	115	78090	P-CARK2-C84/2100	107
77868	SSTHDPM	126	77900	CART-24/600	117	77951	MHS-CARK2-V72/1800	115	78091	P-CARK2-C96/2400	107
77869	CSTHDPM	117	77901	CART-30/750	109	77952	MHS-CARK2-V84/2100	115	78092	P-CARK2-C120/3000	107
77870	SSTHDMK	103	77901	CART-30/750	113	77953	MHS-CARK2-V96/2400	115	78093	P-CARK2-V60/1500	107
77870	SSTHDMK	117	77901	CART-30/750	117	77954	MHS-CARK2-V120/3000	115	78094	P-CARK2-V72/1800	107
77870	SSTHDMK	126	77902	CART-36/900	109	77955	PC24-ESAC	106	78095	P-CARK2-V84/2100	107
77871	CSTHDMK	117	77902	CART-36/900	113	77956	PC30-ESAC	106	78096	P-CARK2-V96/2400	107
77872	CST1HD-W	117	77902	CART-36/900	117	77957	PC36-ESAC	106	78097	P-CARK2-V120/3000	107
77873	CST1HD-S	117	77903	CART-42/1050	109	77958	PC42-ESAC	106	78098	R-CARK-C24/600	111
77874	CST1HD-B	117	77903	CART-42/1050	113	77959	PC48-ESAC	106	78099	R-CARK-C30/750	111
77875	CST1HD-G	117	77903	CART-42/1050	117	77960	PC54-ESAC	106	78100	R-CARK-C36/900	111
77876	SST1HD-W	117	77904	CART-48/1200	109	77961	PC60-ESAC	106	78101	R-CARK-C42/1050	111
77877	SST1HD-S	117	77904	CART-48/1200	113	77962	PC72-ESAC	106	78102	R-CARK-C48/1200	111
77878	SST1HD-B	117	77904	CART-48/1200	117	77963	PC60-2ESAC	106	78103	R-CARK-C54/1350	111
77879	SST2HD-W	103	77905	CART-54/1350	109	77964	PC72-2ESAC	106	78104	R-CARK-C60/1500	111
77879	SST2HD-W	126	77905	CART-54/1350	113	77965	PC84-2ESAC	106	78105	R-CARK-C72/1800	111
77880	SST2HD-S	103	77905	CART-54/1350	117	77966	PC96-2ESAC	106	78106	R-CARK-V24/600	111
77880	SST2HD-S	126	77906	CART-60/1500	109	77967	PC120-2ESAC	106	78107	R-CARK-V30/750	111
77881	SST2HD-B	103	77906	CART-60/1500	113	77968	RC24-ESAC	110	78108	R-CARK-V36/900	111
77881	SST2HD-B	126	77906	CART-60/1500	117	77969	RC30-ESAC	110	78109	R-CARK-V42/1050	111
77882	SACRKN	109	77907	CART-72/1800	109	77970	RC36-ESAC	110	78110	R-CARK-V48/1200	111
77882	SACRKN	113	77907	CART-72/1800	113	77971	RC42-ESAC	110	78111	R-CARK-V54/1350	111
77882	SACRKN	117	77907	CART-72/1800	117	77972	RC48-ESAC	110	78112	R-CARK-V60/1500	111
77883	SACRH	109	77908	CART2-60/1500	109	77973	RC54-ESAC	110	78113	R-CARK-V72/1800	111
77883	SACRH	113	77908	CART2-60/1500	113	77974	RC60-ESAC	110	78114	R-CARK2-C60/1500	111
77883	SACRH	117	77908	CART2-60/1500	117	77975	RC72-ESAC	110	78115	R-CARK2-C72/1800	111
77884	SACRHL	109	77909	CART2-72/1800	109	77976	RC60-2ESAC	110	78116	R-CARK2-C84/2100	111
77884	SACRHL	113	77909	CART2-72/1800	113	77977	RC72-2ESAC	110	78117	R-CARK2-C96/2400	111
77884	SACRHL	117	77909	CART2-72/1800	117	77978	RC84-2ESAC	110	78118	R-CARK2-C120/3000	111
77885	SACKRP	109	77910	CART2-84/2100	109	77979	RC96-2ESAC	110	78119	R-CARK2-V60/1500	111
77885	SACKRP	113	77910	CART2-84/2100	113	77980	RC120-2ESAC	110	78120	R-CARK2-V72/1800	111
77885	SACKRP	117	77910	CART2-84/2100	117	77981	PV24-ESAC	106	78121	R-CARK2-V84/2100	111
77886	SACRKT	109	77911	CART2-96/2400	109	77982	PV30-ESAC	106	78122	R-CARK2-V96/2400	111
77886	SACRKT	113	77911	CART2-96/2400	113	77983	PV36-ESAC	106	78123	R-CARK2-V120/3000	111
77886	SACRKT	117	77911	CART2-96/2400	117	77984	PV42-ESAC	106	78142	STS-G	103
77887	SACPL-24/600	109	77912	CART2-120/3000	109	77985	PV48-ESAC	106	78142	STS-G	126
77887	SACPL-24/600	113	77912	CART2-120/3000	113	77986	PV54-ESAC	106	78387	CTS-B-S/S	32
77887	SACPL-24/600	117	77912	CART2-120/3000	117	77987	PV60-ESAC	106	78402	RV-18	90
77888	SACPL-30/750	109	77913	PCAP-24/600	109	77988	PV72-ESAC	106	78403	RV-24	90
77888	SACPL-30/750	113	77914	PCAP-30/750	109	77989	PV60-2ESAC	106	78404	RV-30	90
77888	SACPL-30/750	117	77915	PCAP-36/900	109	77990	PV72-2ESAC	106	78405	RV-36	90
77889	SACPL-36/900	109	77916	PCAP-42/1050	109	77991	PV84-2ESAC	106	78406	RV-42	90
77889	SACPL-36/900	113	77917	PCAP-48/1200	109	77992	PV96-2ESAC	106	78407	RV-48	90
77889	SACPL-36/900	117	77918	PCAP-54/1350	109	77993	PV120-2ESAC	106	78408	RV-54	90
77890	SACPL-42/1050	109	77919	PCAP-60/1500	109	77994	RV24-ESAC	110	78409	RV-60	90
77890	SACPL-42/1050	113	77920	PCAP-72/1800	109	77995	RV30-ESAC	110	78414	PP-18	89
77890	SACPL-42/1050	117	77921	RCAP-24/600	113	77996	RV36-ESAC	110	78415	PV-24	86
77891	SACPL-48/1200	109	77922	RCAP-30/750	113	77997	RV42-ESAC	110	78416	PP-24	89
77891	SACPL-48/1200	113	77923	RCAP-36/900	113	77998	RV48-ESAC	110	78417	PV-30	86
77891	SACPL-48/1200	117	77924	RCAP-42/1050	113	77999	RV54-ESAC	110	78418	PP-30	89
77892	SACPL-54/1350	109	77925	RCAP-48/1200	113	78000	RV60-ESAC	110	78419	PV-36	86
77892	SACPL-54/1350	113	77926	RCAP-54/1350	113	78001	RV72-ESAC	110	78420	PP-36	89
77892	SACPL-54/1350	117	77927	RCAP-60/1500	113	78002	RV60-2ESAC	110	78421	PV-42	86
77893	SACPL-60/1500	109	77928	RCAP-72/1800	113	78003	RV72-2ESAC	110	78422	PP-42	89



# Index by Item Code

ITEM CODE	ORDERING NUMBER	PAGE	ITEM CODE	ORDERING NUMBER	PAGE	ITEM CODE	ORDERING NUMBER	PAGE	ITEM CODE	ORDERING NUMBER	PAGE
78423	PV-48	86	78598	MHP-1896	47	78716	MMP-1236P	41	78794	PATHK	42
78424	PP-48	89	78599	MHP-624P	48	78717	MMP-1242P	41	78794	PATHK	42
78425	PP-54	89	78600	MHP-630P	48	78718	MMP-1248P	41	78794	PATHK	49
78426	RP-18	92	78601	MHP-636P	48	78719	MMP-1254P	41	78794	PATHK	49
78427	RP-24	92	78602	MHP-642P	48	78720	MMP-1260P	41	78794	PATHK	55
78428	RP-30	92	78603	MHP-648P	48	78721	MMP-1272P	41	78794	PATHK	55
78429	RP-36	92	78604	MHP-654P	48	78722	MMP-1284P	41	78794	PATHK	100
78430	RP-42	92	78605	MHP-660P	48	78723	MHCP-24P	54	78794	PATHK	100
78431	RP-48	92	78606	MHP-672P	48	78724	MHCP-30P	54	78794	PATHK	124
78432	RP-54	92	78607	MHP-684P	48	78725	MHCP-36P	54	78794	PATHK	124
78433	RP-60	92	78608	MHP-696P	48	78726	MHCP-42P	54	78799	PANK	42
78451	PP-60	89	78609	MHP-1230P	48	78727	MHCP-48P	54	78799	PANK	49
78453	PV-18	86	78610	MHP-1236P	48	78728	MHCP-54P	54	78799	PANK	55
78454	PV-54	86	78611	MHP-1242P	48	78729	MHCP-60P	54	78799	PANK	100
78455	PV-60	86	78612	MHP-1248P	48	78730	MHCP-72P	54	78799	PANK	124
78462	LSTMPK2-S/S	32	78613	MHP-1254P	48	78731	MHCP-84P	54	78801	H-MK2	139
78471	CRB-W10	15	78614	MHP-1260P	48	78732	SAT2PM	104	78808	EST-P-S/S	23
78471	CRB-W10	21	78615	MHP-1272P	48	78732	SAT2PM	126	78809	EST-W-S/S	23
78471	CRB-W10	35	78616	MHP-1284P	48	78733	SAT2AK	103	78810	EST-G-S/S	23
78472	CRB-W16	15	78617	MHP-1296P	48	78733	SAT2AK	104	78812	EZP1P12-S/S	23
78472	CRB-W16	21	78618	MHP-1836P	48	78733	SAT2AK	126	78813	EZP1P18-S/S	23
78472	CRB-W16	35	78619	MHP-1842P	48	78735	SAT2PAT	104	78814	EZP1P24-S/S	23
78473	CRB-W22	15	78620	MHP-1848P	48	78735	SAT2PAT	126	78815	EZP1P30-S/S	23
78473	CRB-W22	21	78621	MHP-1854P	48	78736	MHS-24P	99	78816	EZP1P36-S/S	23
78473	CRB-W22	35	78622	MHP-1860P	48	78737	MHS-30P	99	78817	EZP1P42-S/S	23
78474	CRB-W28	15	78623	MHP-1872P	48	78738	MHS-36P	99	78818	EZP1P48-S/S	23
78474	CRB-W28	21	78624	MHP-1884P	48	78739	MHS-42P	99	78819	EZP1P54-S/S	23
78474	CRB-W28	35	78625	MHP-1896P	48	78740	MHS-48P	99	78820	EZP1P60-S/S	23
78475	CRB-W34	15	78669	MHP-2442	47	78741	MHS-54P	99	78821	EZP1P72-S/S	23
78475	CRB-W34	21	78670	MHP-2448	47	78742	MHS-60P	99	78838	CFG-212	20
78475	CRB-W34	35	78671	MHP-2454	47	78743	MHS-72P	99	78839	CFG-218	20
78476	CRB-W40	15	78672	MHP-2460	47	78744	MHS-84P	99	78840	CFG-224	20
78476	CRB-W40	21	78673	MHP-2472	47	78745	MDWS-24P	123	78841	CFG-230	20
78476	CRB-W40	35	78674	MHP-2484	47	78746	MDWS-30P	123	78842	CFG-236	20
78477	CRB-W46	15	78675	MHP-2496	47	78747	MDWS-36P	123	78843	CFG-242	20
78477	CRB-W46	21	78676	MHP-2442P	48	78748	MDWS-42P	123	78844	CFG-248	20
78477	CRB-W46	35	78677	MHP-2448P	48	78749	MDWS-48P	123	78845	CFG-254	20
78478	CRB-W52	15	78678	MHP-2454P	48	78750	MDWS-54P	123	78846	CFG-260	20
78478	CRB-W52	21	78679	MHP-2460P	48	78751	MDWS-60P	123	78848	EZP1PL-S/S	23
78478	CRB-W52	35	78680	MHP-2472P	48	78752	MDWS-72P	123	78849	ESTAK-EST-S/S	23
78479	CRB-W58	15	78681	MHP-2484P	48	78753	MDWS-84P	123	78850	LS-SW-S/S	32
78479	CRB-W58	21	78682	MHP-2496P	48	78754	TRB-HT18	43	78855	EZSB24-4C	161
78479	CRB-W58	35	78683	PACB60	45	78755	TRB-HT24	43	78856	EZSB30-4C	161
78488	EZP1T-212	12	78683	PACB60	53	78756	TRB-HT30	43	78857	EZSB36-4C	161
78489	EZP1T-218	12	78683	PACB60	58	78757	TRB-HT36	43	78858	EZSB42-4C	161
78490	EZP1T-224	12	78684	PAT1	42	78758	TRB-HT42	43	78859	EZSB48-4C	161
78491	EZP1T-230	12	78684	PAT1	49	78759	TRB-HT48	43	78860	EZSB54-4C	161
78492	EZP1T-236	12	78684	PAT1	55	78760	TRB-HT54	43	78861	EZSB60-4C	161
78493	EZP1T-242	12	78684	PAT1	100	78761	TRB-HT60	43	78862	EZSB72-4C	161
78494	EZP1T-248	12	78684	PAT1	124	78762	TRB-HT66	43	78863	EZSB24-5C	161
78495	EZP1T-254	12	78685	PAT2	42	78763	TRB-HT72	43	78864	EZSB30-5C	161
78496	EZP1T-260	12	78685	PAT2	49	78764	TRB-HT78	43	78865	EZSB36-5C	161
78497	EZP1T-272	12	78685	PAT2	55	78767	PTS-WMK	199	78866	EZSB42-5C	161
78498	EZP1T-818	12	78685	PAT2	100	78786	HAR-K	18	78867	EZSB48-5C	161
78499	EZP1T-824	12	78685	PAT2	124	78786	HAR-K	139	78868	EZSB54-5C	161
78500	EZP1T-830	12	78686	MMPCP96-S/S	46	78789	SB4	163	78869	EZSB60-5C	161
78501	EZP1T-836	12	78700	ICT6-S/S	105	78789	SB4	166	78870	EZSB72-5C	161
78502	EZP1T-842	12	78703	SAT2NCB	104	78789	SB4	169	78871	EZSB24-4I	164
78503	EZP1T-848	12	78703	SAT2NCB	126	78789	SB4	172	78872	EZSB30-4I	164
78504	EZP1T-854	12	78704	SAT2MK	104	78789	SB4	180	78873	EZSB36-4I	164
78505	EZP1T-860	12	78704	SAT2MK	126	78789	SB4	182	78874	EZSB42-4I	164
78506	EZP1T-872	12	78705	PAK	45	78789	SB4	184	78875	EZSB48-4I	164
78507	EZPTMPK	19	78705	PAK	53	78790	SB5	163	78876	EZSB54-4I	164
78508	EZPTCK	19	78705	PAK	56	78790	SB5	166	78877	EZSB60-4I	164
78509	EZPTCKHD	19	78705	PAK	58	78790	SB5	169	78878	EZSB72-4I	164
78510	EZPTSR	19	78706	MMP-624P	41	78790	SB5	172	78879	EZSB24-5I	164
78511	EZPTSK	19	78707	MMP-630P	41	78790	SB5	180	78880	EZSB30-5I	164
78512	EZPTSKHD	19	78708	MMP-636P	41	78790	SB5	182	78881	EZSB36-5I	164
78591	MHP-1836	47	78709	MMP-642P	41	78790	SB5	184	78882	EZSB42-5I	164
78592	MHP-1842	47	78710	MMP-648P	41	78790	SB5	186	78883	EZSB48-5I	164
78593	MHP-1848	47	78711	MMP-654P	41	78791	PATLK	42	78884	EZSB54-5I	164
78594	MHP-1854	47	78712	MMP-660P	41	78791	PATLK	49	78885	EZSB60-5I	164
78595	MHP-1860	47	78713	MMP-672P	41	78791	PATLK	55	78886	EZSB72-5I	164
78596	MHP-1872	47	78714	MMP-684P	41	78791	PATLK	100	78887	EZIB24-4L	167
78597	MHP-1884	47	78715	MMP-1230P	41	78791	PATLK	124	78888	EZIB30-4L	167

# Index by Item Code

ITEM CODE	ORDERING NUMBER	PAGE	ITEM CODE	ORDERING NUMBER	PAGE	ITEM CODE	ORDERING NUMBER	PAGE	ITEM CODE	ORDERING NUMBER	PAGE
78889	EZIB36-4L	167	78953	EZBS-L4	169	78991	HP-24	139	79091	EZAI-24I	173
78890	EZIB42-4L	167	78954	EZBS-L5	166	78992	HP-30	139	79091	EZAI-24I	176
78891	EZIB48-4L	167	78954	EZBS-L5	169	78993	HP-36	139	79092	EZAI-30I	164
78892	EZIB54-4L	167	78955	MHCP-96S	54	78994	HP-42	139	79092	EZAI-30I	173
78893	EZIB60-4L	167	78956	MHCP-BPA96	56	78995	HP-48	139	79092	EZAI-30I	176
78894	EZIB72-4L	167	78957	MHCP-BCK96	56	78996	HP-54	139	79093	EZAI-36I	164
78895	EZIB24-5L	167	78958	MHP-CP96	58	78997	HP-60	139	79093	EZAI-36I	173
78896	EZIB30-5L	167	78959	MHCP-96P	54	78998	HP-72	139	79093	EZAI-36I	176
78897	EZIB36-5L	167	78970	EZWPK-24	163	79000	EZAI-24	161	79094	EZAI-42I	164
78898	EZIB42-5L	167	78970	EZWPK-24	166	79001	EZAI-30	161	79094	EZAI-42I	173
78899	EZIB48-5L	167	78970	EZWPK-24	169	79002	EZAI-36	161	79094	EZAI-42I	176
78900	EZIB54-5L	167	78970	EZWPK-24	172	79003	EZAI-42	161	79095	EZAI-48I	164
78901	EZIB60-5L	167	78971	EZWPK-30	163	79004	EZAI-48	161	79095	EZAI-48I	173
78902	EZIB72-5L	167	78971	EZWPK-30	166	79005	EZAI-54	161	79095	EZAI-48I	176
78903	EZIB24-4M	170	78971	EZWPK-30	169	79006	EZAI-60	161	79096	EZAI-54I	164
78904	EZIB30-4M	170	78971	EZWPK-30	172	79007	EZAI-72	161	79096	EZAI-54I	173
78905	EZIB36-4M	170	78972	EZWPK-36	163	79009	HDRBK	137	79096	EZAI-54I	176
78906	EZIB42-4M	170	78972	EZWPK-36	166	79010	HDR24	137	79097	EZAI-60I	164
78907	EZIB48-4M	170	78972	EZWPK-36	169	79011	HDR30	137	79097	EZAI-60I	173
78908	EZIB54-4M	170	78972	EZWPK-36	172	79012	HDR36	137	79097	EZAI-60I	176
78909	EZIB60-4M	170	78973	EZWPK-42	163	79013	HDR42	137	79098	EZAI-72I	164
78910	EZIB72-4M	170	78973	EZWPK-42	166	79014	HDR48	137	79098	EZAI-72I	173
78911	EZIB24-5M	170	78973	EZWPK-42	169	79015	HDR54	137	79098	EZAI-72I	176
78912	EZIB30-5M	170	78973	EZWPK-42	172	79016	HDR60	137	79099	LAGGING-TB2	217
78913	EZIB36-5M	170	78974	EZWPK-48	163	79017	HDRS72	137	79202	USTSCK	121
78914	EZIB42-5M	170	78974	EZWPK-48	166	79018	HDRS84	137	79204	USTSCKHD	121
78915	EZIB48-5M	170	78974	EZWPK-48	169	79019	HDRR24	137	79206	USPB2	121
78916	EZIB54-5M	170	78974	EZWPK-48	172	79020	HDRR30	137	79206	USPB2	122
78917	EZIB60-5M	170	78975	EZWPK-54	163	79021	HDRR36	137	79207	UHPB2	121
78918	EZIB72-5M	170	78975	EZWPK-54	166	79022	HDRR42	137	79207	UHPB2	122
78919	CCMK	77	78975	EZWPK-54	169	79023	HDRR48	137	79224	CCKL	77
78919	CCMK	89	78975	EZWPK-54	172	79024	HDRR54	137	79224	CCKL	89
78919	CCMK	92	78976	EZWPK-60	163	79025	HDRR60	137	79224	CCKL	92
78919	CCMK	140	78976	EZWPK-60	166	79026	HDRRS72	137	79224	CCKL	140
78920	CCMKHD	77	78976	EZWPK-60	169	79027	HDRRS84	137	79225	CCKHDL	77
78920	CCMKHD	109	78976	EZWPK-60	172	79033	MMP-696	39	79225	CCKHDL	109
78920	CCMKHD	113	78977	EZWPK-72	163	79034	MMP-1296	39	79225	CCKHDL	113
78920	CCMKHD	140	78977	EZWPK-72	166	79035	MMP-696-S/S	40	79225	CCKHDL	140
78923	EZP1MPK-S/S	23	78977	EZWPK-72	169	79036	MMP-1296-S/S	40	79228	CCKR	77
78924	CFG-818	20	78977	EZWPK-72	172	79037	MMP-696P	41	79228	CCKR	89
78925	CFG-824	20	78978	EZCSK-24	163	79038	MMP-1296P	41	79228	CCKR	92
78926	CFG-830	20	78978	EZCSK-24	166	79039	QMT-S	45	79228	CCKR	140
78927	CFG-836	20	78978	EZCSK-24	169	79039	QMT-S	65	79229	CCKHDR	77
78928	CFG-842	20	78978	EZCSK-24	172	79039	QMT-S	72	79229	CCKHDR	109
78929	CFG-848	20	78979	EZCSK-30	163	79041	SST2HD-G	103	79229	CCKHDR	113
78930	CFG-854	20	78979	EZCSK-30	166	79041	SST2HD-G	126	79229	CCKHDR	140
78931	CFG-860	20	78979	EZCSK-30	169	79042	SST2HD-G-S/S	105	79232	CCKTS	77
78933	LSTMPK-S/S	32	78979	EZCSK-30	172	79043	MHS-96	96	79232	CCKTS	89
78934	EZP1-212W	14	78980	EZCSK-36	163	79044	MHS-96V	96	79232	CCKTS	92
78935	EZP1-218W	14	78980	EZCSK-36	166	79045	MHS-96R	99	79232	CCKTS	140
78936	EZP1-224W	14	78980	EZCSK-36	169	79046	MHS-96RV	99	79233	CCKHDTS	77
78937	EZP1-230W	14	78980	EZCSK-36	172	79047	MHS-96P	99	79233	CCKHDTS	109
78938	EZP1-236W	14	78981	EZCSK-42	163	79048	MHS-96-S/S	101	79233	CCKHDTS	113
78939	EZP1-242W	14	78981	EZCSK-42	166	79049	MHS-96V-S/S	101	79233	CCKHDTS	140
78940	EZP1-248W	14	78981	EZCSK-42	169	79050	MHS-96R-S/S	101	79236	HDRGEK	137
78941	EZP1-254W	14	78981	EZCSK-42	172	79051	MHS-96RV-S/S	101	79267	PTP18R	200
78942	EZP1-260W	14	78982	EZCSK-48	163	79052	MHSP-96	103	79268	PTP24R	200
78944	EZBMK-24	169	78982	EZCSK-48	166	79053	MHSP96-S/S	105	79269	PTP30R	200
78944	EZBMK-24	172	78982	EZCSK-48	169	79056	QMTS-S-S/S	46	79270	PTP36R	200
78945	EZBMK-30	169	78982	EZCSK-48	172	79057	STS-G-S/S	105	79271	PTP42R	200
78945	EZBMK-30	172	78983	EZCSK-54	163	79059	QMT-S-S/S	46	79272	PTP48R	200
78946	EZBMK-36	169	78983	EZCSK-54	166	79060	DWP-96	126	79273	PTP54R	200
78946	EZBMK-36	172	78983	EZCSK-54	169	79062	CDWB96	123	79274	PTP60R	200
78947	EZBMK-42	169	78983	EZCSK-54	172	79063	MDWS-96	123	79275	PTP72R	200
78947	EZBMK-42	172	78984	EZCSK-60	163	79064	MDWS-96P	123	79276	PTPHD48R	200
78948	EZBMK-48	169	78984	EZCSK-60	166	79068	HTTS-HT	73	79277	PTPHD54R	200
78948	EZBMK-48	172	78984	EZCSK-60	169	79070	SSTHK	103	79278	PTPHD60R	200
78949	EZBMK-54	169	78984	EZCSK-60	172	79070	SSTHK	117	79279	PTPHD72R	200
78949	EZBMK-54	172	78985	EZCSK-72	163	79070	SSTHK	126	79280	PTPHD84R	200
78950	EZBMK-60	169	78985	EZCSK-72	166	79071	SSTHK-S/S	105	79281	PTPHD96R	200
78950	EZBMK-60	172	78985	EZCSK-72	169	79072	HDRBK-HD	137	79299	USTSC	121
78951	EZBMK-72	169	78985	EZCSK-72	172	79073	PFS-ESAC	114	79299	USTSC	121
78951	EZBMK-72	172	78986	MHCP-2BC96	58	79073	PFS-ESAC	117	79300	USTSCHD	121
78952	EZRMK	163	78987	H-MK1	139	79080	LAGGING-TB	217	79300	USTSCHD	121
78953	EZBS-L4	166	78990	HP-18	139	79091	EZAI-24I	164	79303	INDR-1212	133

# Index by Item Code

ITEM CODE	ORDERING NUMBER	PAGE	ITEM CODE	ORDERING NUMBER	PAGE	ITEM CODE	ORDERING NUMBER	PAGE	ITEM CODE	ORDERING NUMBER	PAGE
79304	INDR-1218	133	79374	H2RC	65	79493	SSTL BK	103	79592	YTP-48/1200	81
79305	INDR-1824	133	79375	HV2SSTS	65	79493	SSTL BK	105	79593	YTA-18/450	81
79306	INDR-2424	133	79378	MSR2	206	79493	SSTL BK	117	79594	YTA-24/600	81
79307	INDR-1212S	133	79379	MIB2-1U	175	79493	SSTL BK	126	79595	YTA-30/750	81
79308	INDR-1218S	133	79379	MIB2-1U	178	79494	MBC-18	127	79596	YTA-36/900	81
79309	INDR-1824S	133	79380	PMSMK2	206	79495	MBC-24	127	79597	YTA-42/1050	81
79310	INDR-2424S	133	79381	MAK2	206	79496	MBC-30	127	79598	YTA-48/1200	81
79311	IDSC-1212	133	79382	MAKHD2	206	79497	MBC-36	127	79611	YCART-18/450-W	79
79312	IDSC-1218	133	79383	CLN460/18.4-12S	216	79498	MBC-42	127	79611	YCART-18/450-W	81
79313	IDSC-1824	133	79384	CLN600/24-12S	216	79499	MBC-48	127	79612	YCART-24/600-W	79
79314	IDSC-2424	133	79385	CLN760/30.4-12S	216	79500	MBC-54	127	79612	YCART-24/600-W	81
79315	IDSEAL	133	79387	CLN900/36-12S	216	79501	MBC-60	127	79613	YCART-30/750-W	79
79316	IDHINGE	133	79388	CLN1060/42.4-12S	216	79502	MBC-72	127	79613	YCART-30/750-W	81
79317	IDLATCH	133	79389	CLN1200/48-12S	216	79503	MBC-84	127	79614	YCART-36/900-W	79
79318	EZIRMK	166	79390	CLN1360/54.4-12S	216	79504	MBDS-18	129	79614	YCART-36/900-W	81
79320	UPFCC	98	79392	CLN1520/60.8-12S	216	79505	MBDS-24	129	79615	YCART-42/1050-W	79
79320	UPFCC	103	79395	CLN1800/72-12S	216	79506	MBDS-30	129	79615	YCART-42/1050-W	81
79323	HV2-18SS	63	79398	CLN2100/84-12S	216	79507	MBDS-36	129	79616	YCART-48/1200-W	79
79324	HV2-18S	63	79406	CLFR460/18.4-12S	216	79508	MBDS-42	129	79616	YCART-48/1200-W	81
79325	HV2-18M	63	79407	CLFR600/24-12S	216	79509	MBDS-48	129	79617	YCART-18/450-P	79
79326	HV2-24SS	63	79408	CLFR760/30.4-12S	216	79510	MBDS-54	129	79617	YCART-18/450-P	81
79327	HV2-24S	63	79410	CLFR900/36-12S	216	79511	MBDS-60	129	79618	YCART-24/600-P	79
79328	HV2-24M	63	79411	CLFR1060/42.4-12S	216	79512	MBDS-72	129	79618	YCART-24/600-P	81
79329	HV2-30SS	63	79412	CLFR1200/48-12S	216	79513	MBDS-84	129	79619	YCART-30/750-P	79
79330	HV2-30S	63	79413	CLFR1360/54.4-12S	216	79514	MBRD-18	127	79619	YCART-30/750-P	81
79331	HV2-30M	63	79415	CLFR1520/60.8-12S	216	79514	MBRD-18	129	79620	YCART-36/900-P	79
79332	HV2-36SS	63	79418	CLFR1800/72-12S	216	79515	MBRD-24	127	79620	YCART-36/900-P	81
79333	HV2-36S	63	79421	CLFR2100/84-12S	216	79515	MBRD-24	129	79621	YCART-42/1050-P	79
79334	HV2-36M	63	79431	MSTHD-W	95	79516	MBRD-30	127	79621	YCART-42/1050-P	81
79335	HV2-36L	63	79431	MSTHD-W	104	79516	MBRD-30	129	79622	YCART-48/1200-P	79
79336	HV2-42SS	63	79432	MSTHD-S	95	79517	MBRD-36	127	79622	YCART-48/1200-P	81
79337	HV2-42S	63	79432	MSTHD-S	104	79517	MBRD-36	129	79623	YTAC	81
79338	HV2-42M	63	79433	MSTHD-B	95	79518	MBRD-42	127	79624	MHS-18RMV	97
79339	HV2-42L	63	79433	MSTHD-B	104	79518	MBRD-42	129	79625	MHS-24RMV	97
79340	HV2-42LL	63	79434	MSTDB	93	79519	MBRD-48	127	79626	MHS-30RMV	97
79341	HV2-48SS	63	79434	MSTDB	95	79519	MBRD-48	129	79627	MHS-36RMV	97
79342	HV2-48S	63	79434	MSTDB	104	79520	MBRD-54	127	79628	MHS-42RMV	97
79343	HV2-48M	63	79434	MSTDB	131	79520	MBRD-54	129	79629	MHS-48RMV	97
79344	HV2-48L	63	79435	MSTAM	95	79521	MBRD-60	127	79630	MHS-54RMV	97
79345	HV2-48LL	63	79435	MSTAM	104	79521	MBRD-60	129	79631	MHS-60RMV	97
79346	HV2-54S	63	79436	MST-MBL	95	79522	MBRD-72	127	79632	MHS-72RMV	97
79347	HV2-54M	63	79436	MST-MBL	104	79522	MBRD-72	129	90545	FMS-18	93
79348	HV2-54L	63	79437	MST-MBR	95	79523	MBRD-84	127	90546	FMS-24	93
79349	HV2-54LL	63	79437	MST-MBR	104	79523	MBRD-84	129	90547	FMS-30	93
79350	HV2-60S	63	79439	MSTCHD	95	79524	MBCMK	129	90548	FMS-36	93
79351	HV2-60M	63	79439	MSTCHD	104	79525	MBCBC	129	90549	FMS-42	93
79352	HV2-60L	63	79440	MSTBK	95	79526	MBCB	129	90550	FMS-48	93
79353	HV2-60LL	63	79440	MSTBK	104	79527	MBADB	129	90551	FMS-54	93
79354	HV2-72S	63	79441	MSTGT	95	79528	MBCBM	129	90552	FMS-60	93
79355	HV2-72M	63	79441	MSTGT	104	79529	MBCM-1	129	90553	FMS-72	93
79356	HV2-72L	63	79442	MHS-18V-MST	97	79530	MBCM-2	129	79646	FMS-18V	93
79357	HV2-72LL	63	79443	MHS-24V-MST	97	79531	MBCTA	129	79647	FMS-24V	93
79358	H2P18	65	79444	MHS-30V-MST	97	79532	MBCBL	129	79648	FMS-30V	93
79359	H2P24	65	79445	MHS-36V-MST	97	79533	MBCMKK	129	79649	FMS-36V	93
79360	H2P30	65	79446	MHS-42V-MST	97	79534	MBCEC	129	79650	FMS-42V	93
79361	H2P36	65	79447	MHS-48V-MST	97	79535	STLP	129	79651	FMS-48V	93
79362	H2P42	65	79448	MHS-54V-MST	97	79536	MBCDBK	127	79652	FMS-54V	93
79363	H2P48	65	79449	MHS-60V-MST	97	79536	MBCDBK	129	79653	FMS-60V	93
79364	H2P54	65	79450	MHS-72V-MST	97	79536	MBCDBK	131	79654	FMS-72V	93
79365	H2P60	65	79451	MSTPMHD	95	79571	MFASKHD	206	79656	PACB100	104
79366	H2P72	65	79451	MSTPMHD	104	79572	YT-W	79	79656	PACB100	126
79367	HV2T-S/S	63	79453	UHVC	65	79572	YT-W	81	79665	PTMHD54VR	203
79367	HV2T-S/S	65	79470	PTPLB	202	79573	YT-P	79	79666	PTMHD60VR	203
79368	HV2PT	63	79473	PTPLB-HD	202	79573	YT-P	81	79667	PTMHD72VR	203
79368	HV2PT	65	79476	PTP-RPA	202	79574	YT-C	79	79668	PTMHD84VR	203
79369	H2SA6SS	63	79478	PTP-HDRPA	202	79574	YT-C	81	79669	PTM24VR	203
79369	H2SA6SS	65	79481	RB38BP	148	79582	SSTHB	103	79670	PTM30VR	203
79370	H2SA6S	63	79481	RB38BP	150	79582	SSTHB	117	79671	PTM36VR	203
79370	H2SA6S	65	79481	RB38BP	151	79582	SSTHB	126	79672	PTM42VR	203
79371	H2SA6M	63	79484	PTP-EBKR	202	79586	SSTHB-S/S	105	79673	PTM48VR	203
79371	H2SA6M	65	79486	PTP-HDEBKR	202	79587	YTP-18/450	81	79674	PTM54VR	203
79372	H2SA6L	63	79488	PTP-LS	202	79588	YTP-24/600	81	79675	PTM60VR	203
79372	H2SA6L	65	79490	PTP-RMB	202	79589	YTP-30/750	81	79676	YT-HDW	83
79373	H2SA6LL	63	79491	PTP-RRB	202	79590	YTP-36/900	81	79676	YT-HDW	85
79373	H2SA6LL	65	79492	PTP-HDRBK	202	79591	YTP-42/1050	81	79677	YT-HDP	83



# Index by Item Code

ITEM CODE	ORDERING NUMBER	PAGE	ITEM CODE	ORDERING NUMBER	PAGE	ITEM CODE	ORDERING NUMBER	PAGE	ITEM CODE	ORDERING NUMBER	PAGE
79677	YT-HDP	85	79809	YTAHD-60/1500	85	79856	YSTHDBK-B	85	82885	USMK-S/S-M	122
79699	FMSC	95	79810	YTAHD-72/1800	85	79857	YSTANK	81	82886	USMKHD-S/S-M	122
79728	YT-HDC	83	79811	YCART-18/450-TC	79	79858	YSTANKHD	85	90000	AWTPBA	45
79728	YT-HDC	85	79811	YCART-18/450-TC	81	79861	RBSE-10	149	90000	AWTPBA	53
79738	MHS-24RU	98	79812	YCART-24/600-TC	79	79862	RBSE-16	149	90000	AWTPBA	58
79739	MHS-30RU	98	79812	YCART-24/600-TC	81	79863	RBSE-22	149	90001	PTM24T-S/S	204
79740	MHS-36RU	98	79813	YCART-30/750-TC	79	79864	RBSE-28	149	90002	PTM30T-S/S	204
79741	MHS-42RU	98	79813	YCART-30/750-TC	81	79865	RBSE-34	149	90003	PTM36T-S/S	204
79742	MHS-48RU	98	79814	YCART-36/900-TC	79	79866	RBSE-40	149	90004	PTM42T-S/S	204
79743	MHS-54RU	98	79814	YCART-36/900-TC	81	79867	RBSE-46	149	90005	PTM48T-S/S	204
79744	MHS-60RU	98	79815	YCART-42/1050-TC	79	79868	RBSE-52	149	90006	PTM54T-S/S	204
79745	MHS-72RU	98	79815	YCART-42/1050-TC	81	79869	RBSE-58	149	90007	PTM60T-S/S	204
79746	MHS-84RU	98	79816	YCART-48/1200-TC	79	79870	RBSE-64	149	90008	PTMHD54T-S/S	204
79747	MHS-96RU	98	79816	YCART-48/1200-TC	81	79871	RBSE-70	149	90009	PTMHD60T-S/S	204
79748	MHS-18RUV	98	79817	YCART-36/900-HDP	83	79891	JNK-A	18	90010	PTMHD72T-S/S	204
79749	MHS-24RUV	98	79817	YCART-36/900-HDP	85	79892	JNK-B	28	90011	PTMHD84T-S/S	204
79750	MHS-30RUV	98	79818	YCART-42/1050-HDP	83	79893	JNK-C	37	90012	PTM24R-S/S	204
79751	MHS-36RUV	98	79818	YCART-42/1050-HDP	85	79893	JNK-C	45	90013	PTM30R-S/S	204
79752	MHS-42RUV	98	79819	YCART-48/1200-HDP	83	79893	JNK-C	65	90014	PTM36R-S/S	204
79753	MHS-48RUV	98	79819	YCART-48/1200-HDP	85	79893	JNK-C	72	90015	PTM42R-S/S	204
79754	MHS-54RUV	98	79820	YCART-54/1350-HDP	83	79893	JNK-C	103	90016	PTM48R-S/S	204
79755	MHS-60RUV	98	79820	YCART-54/1350-HDP	85	79893	JNK-C	117	90017	PTM54R-S/S	204
79756	MHS-72RUV	98	79821	YCART-60/1500-HDP	83	79893	JNK-C	121	90018	PTM60R-S/S	204
79757	MHS-84RUV	98	79821	YCART-60/1500-HDP	85	79893	JNK-C	126	90019	PTMHD54R-S/S	204
79758	MHS-96RUV	98	79822	YCART-72/1800-HDP	83	79894	JNK-D	53	90020	PTMHD60R-S/S	204
79759	YT-TC-18S	78	79822	YCART-72/1800-HDP	85	79894	JNK-D	58	90021	PTMHD72R-S/S	204
79760	YT-TC-24S	78	79823	YCART-36/900-HDW	83	79895	JNK-E	117	90022	PTMHD84R-S/S	204
79761	YT-TC-30S	78	79823	YCART-36/900-HDW	85	79896	JNK-F	121	90023	PTM24VR-S/S	204
79762	YT-TC-36S	78	79824	YCART-42/1050-HDW	83	79908	MIB2-1UF	175	90024	PTM30VR-S/S	204
79763	YT-TC-42S	78	79824	YCART-42/1050-HDW	85	79908	MIB2-1UF	178	90025	PTM36VR-S/S	204
79764	YT-TC-48S	78	79825	YCART-48/1200-HDW	83	79914	MBC-18-575V	127	90026	PTM42VR-S/S	204
79765	YT-18S	78	79825	YCART-48/1200-HDW	85	79915	MBC-24-575V	127	90027	PTM48VR-S/S	204
79766	YT-24S	78	79826	YCART-54/1350-HDW	83	79916	MBC-30-575V	127	90028	PTM54VR-S/S	204
79767	YT-30S	78	79826	YCART-54/1350-HDW	85	79917	MBC-36-575V	127	90029	PTM60VR-S/S	204
79768	YT-36S	78	79827	YCART-60/1500-HDW	83	79918	MBC-42-575V	127	90030	PTMHD54VR-S/S	204
79769	YT-42S	78	79827	YCART-60/1500-HDW	85	79919	MBC-48-575V	127	90031	PTMHD60VR-S/S	204
79770	YT-48S	78	79828	YCART-72/1800-HDW	83	79920	MBC-54-575V	127	90032	PTMHD72VR-S/S	204
79771	YTW-18S	78	79828	YCART-72/1800-HDW	85	79921	MBC-60-575V	127	90033	PTMHD84VR-S/S	204
79772	YTHW-24S	78	79829	YCART-36/900-HDTC	83	79922	MBC-72-575V	127	90034	PTMSD72T-S/S	204
79773	YTW-30S	78	79829	YCART-36/900-HDTC	85	79923	MBC-84-575V	127	90035	PTMSD84T-S/S	204
79774	YTW-36S	78	79830	YCART-42/1050-HDTC	83	79924	MBCM-575-1	129	90036	PTMSD96T-S/S	204
79775	YTW-42S	78	79830	YCART-42/1050-HDTC	85	79925	MBCM-575-2	129	90037	PTMSD120T-S/S	204
79776	YTW-48S	78	79831	YCART-48/1200-HDTC	83	79970	SB2	175	90038	PTMSD72R-S/S	204
79777	YTHD-TC-36S	82	79831	YCART-48/1200-HDTC	85	79970	SB2	178	90039	PTMSD84R-S/S	204
79778	YTHD-TC-42S	82	79832	YCART-54/1350-HDTC	83	79971	MIB24-2H	176	90040	PTMSD96R-S/S	204
79779	YTHD-TC-48S	82	79832	YCART-54/1350-HDTC	85	79972	MIB30-2H	176	90041	PTMSD120R-S/S	204
79780	YTHD-TC-54S	82	79833	YCART-60/1500-HDTC	83	79973	MIB36-2H	176	90042	PTMSD72VR-S/S	204
79781	YTHD-TC-60S	82	79833	YCART-60/1500-HDTC	85	79974	MIB42-2H	176	90043	PTMSD84VR-S/S	204
79782	YTHD-TC-72S	82	79834	YCART-72/1800-HDTC	83	79975	MIB48-2H	176	90044	PTMSD96VR-S/S	204
79783	YTHD-36S	82	79834	YCART-72/1800-HDTC	85	79976	MIB54-2H	176	90045	PTMSD120VR-S/S	204
79784	YTHD-42S	82	79835	YTACHD	85	79977	MIB60-2H	176	90046	MSR2-S/S	207
79785	YTHD-48S	82	79836	YST-Y	81	79978	MIB72-2H	176	90047	PMSMK2-S/S	207
79786	YTHD-54S	82	79837	YST-P	81	79979	MSB24-2I	173	90048	MAK2-S/S	207
79787	YTHD-60S	82	79838	YST-S	81	79980	MSB30-2I	173	90049	MAKHD2-S/S	207
79788	YTHD-72S	82	79839	YSTHD-GR	85	79981	MSB36-2I	173	90050	FAKSHD-S/S	207
79789	YTHDW-36S	82	79840	YSTHD-S	85	79982	MSB42-2I	173	90051	PTMSD72VR	203
79790	YTHDW-42S	82	79841	YSTHD-BL	85	79983	MSB48-2I	173	90052	PTMSD84VR	203
79791	YTHDW-48S	82	79842	YSTHD-BK	85	79984	MSB54-2I	173	90053	PTMSD96VR	203
79792	YTHDW-54S	82	79843	YSTMB	81	79985	MSB60-2I	173	90054	PTMSD120VR	203
79793	YTHDW-60S	82	79844	YSTDBK	78	79986	MSB72-2I	173	90055	MSRSD-S/S	207
79794	YTHDW-72S	82	79844	YSTDBK	81	79987	MSBRMK	175	90056	PMSMKSD-S/S	207
79795	YSTS-Y	81	79844	YSTDBK	131	79988	SB2F	175	90057	MAKSD-S/S	207
79796	YSTS-P	81	79845	YSTGBK	81	79988	SB2F	178	90100	PTS-DRK	199
79797	YSTHDS-GR	85	79846	YSTLBK	81	79989	SHIM-KITMOD	175	90237	MIB24CSK	175
79798	YSTHDS-BL	85	79847	YSTTBK-W	81	79989	SHIM-KITMOD	178	90237	MIB24CSK	178
79799	YTPHD-36/900	85	79848	YSTPMK	81	79991	MSB24RMK	173	90238	MIB30CSK	175
79800	YTPHD-42/1050	85	79849	YSTHDMB	85	79992	MSB30RMK	173	90238	MIB30CSK	178
79801	YTPHD-48/1200	85	79850	YSTHDBK	82	79993	MSB36RMK	173	90239	MIB36CSK	175
79802	YTPHD-54/1350	85	79850	YSTHDBK	85	79994	MSB42RMK	173	90239	MIB36CSK	178
79803	YTPHD-60/1500	85	79850	YSTHDBK	131	79995	MSB48RMK	173	90240	MIB42CSK	175
79804	YTPHD-72/1800	85	79851	YSTHGBK	85	79996	MSB54RMK	173	90240	MIB42CSK	178
79805	YTAHD-36/900	85	79852	YSTHDLBK	85	79997	MSB60RMK	173	90241	MIB48CSK	175
79806	YTAHD-42/1050	85	79853	YSTHDBK-W	85	79998	MSB72RMK	173	90241	MIB48CSK	178
79807	YTAHD-48/1200	85	79854	YSTPHDMK	85	82810	UPL-S/S-MT	122	90242	MIB54CSK	175
79808	YTAHD-54/1350	85	79855	YSTTBK-B	81	82811	UPLHD-S/S-MT	122	90242	MIB54CSK	178

# Index by Item Code

ITEM CODE	ORDERING NUMBER	PAGE	ITEM CODE	ORDERING NUMBER	PAGE	ITEM CODE	ORDERING NUMBER	PAGE	ITEM CODE	ORDERING NUMBER	PAGE
90243	MIB60CSK	175	90394	MXP-648	59	90602	XDSTS-P	62	90647	RBPRR-M	190
90243	MIB60CSK	178	90395	MXP-654	59	90603	XDSTS-B	62	90648	RBPRR-L	190
90244	MIB72CSK	175	90396	MXP-660	59	90604	XDSTBK-W	62	90649	RBPRR-XL	190
90244	MIB72CSK	178	90397	MXP-672	59	90605	XDSTBK-P	62	90650	RBPRR-S	192
90245	MIB24WPK	175	90398	MXP-684	59	90606	XDSTBK-B	62	90651	RBPRR-M	192
90245	MIB24WPK	178	90399	MXP-696	59	90607	MXPPBK	62	90652	RBPRR-L	192
90246	MIB30WPK	175	90400	MXP-6120	59	90608	XDSTPSBK	62	90653	RBPRR-XL	192
90246	MIB30WPK	178	90409	USB12	59	90609	XDSTTAK	62	90762	CBC72	130
90247	MIB36WPK	175	90409	USB12	62	90610	XDSTJNK	62	90763	CBC84	130
90247	MIB36WPK	178	90410	USB6	59	90611	XDST-VV	62	90795	PTEZHD-56/1400	193
90248	MIB42WPK	175	90410	USB6	62	90612	XDST-P	62	90796	PTEZHD-64/1600	193
90248	MIB42WPK	178	90411	USBP	62	90613	XDST-B	62	90797	PTEZHD-80/2000	193
90249	MIB48WPK	175	90412	USBBRP	62	90614	RBDT-6C	154	90798	PTEZHD-42/1050-UG	193
90249	MIB48WPK	178	90434	EZCRMK24-48	166	90615	RBDTXHD-13C	155	90799	PTEZHD-48/1200-UG	193
90250	MIB54WPK	175	90537	CBCS18	130	90616	PTEZHD-42/1050	193	90800	PTEZHD-54/1350-UG	193
90250	MIB54WPK	178	90538	CBCS24	130	90617	PTEZHD-48/1200	193	90801	PTEZHD-60/1500-UG	193
90251	MIB60WPK	175	90539	CBCS30	130	90618	PTEZHD-54/1350	193	90802	PTEZHD-72/1800-UG	193
90251	MIB60WPK	178	90540	CBCS36	130	90619	PTEZHD-60/1500	193	90803	PTEZHD-MBK	193
90252	MIB72WPK	175	90541	CBCS42	130	90620	PTEZHD-72/1800	193	90804	PTEZHD-PBK	193
90252	MIB72WPK	178	90542	CBCS48	130	90621	PTEZHD-84/2100	193	90805	PTEZHD-DCK	193
90253	MIB24CPK	178	90543	CBCS54	130	90622	MXPP-1242	62	90806	PTEZHD-WRBK	193
90254	MIB30CPK	178	90544	CBCS60	130	90623	MXPP-1248	62	90807	PTEZHD-JBBK	193
90255	MIB36CPK	178	90554	CBCS72	130	90624	MXPP-1254	62	90935	RBQB1-16/400	145
90256	MIB42CPK	178	90555	CBCS84	130	90625	MXPP-1260	62	90936	RBQB1-18/450	145
90257	MIB48CPK	178	90581	MXP-1242	59	90626	MXPP-1272	62	90937	RBQB1-22/550	145
90258	MIB54CPK	178	90582	MXP-1248	59	90627	MXPP-1284	62	90938	RBQB1-24/600	145
90259	MIB60CPK	178	90583	MXP-1254	59	90628	MXPP-1296	62	90939	RBQB1-28/700	145
90260	MIB72CPK	178	90584	MXP-1260	59	90629	MXPP-12120	62	90940	RBQB1-30/750	145
90261	EZCRMK54-60	166	90585	MXP-1272	59	90631	CRDF18	130	90941	RBQB1-34/850	145
90262	EZCRMK72	166	90586	MXP-1284	59	90632	CRDF24	130	90942	RBQB1-36/900	145
90265	PTEZ-18	193	90587	MXP-1296	59	90633	CRDF30	130	90943	RBQB1-40/1000	145
90266	PTEZ-24	193	90588	MXP-12120	59	90634	CRDF36	130	90944	RBQB1-42/1050	145
90267	PTEZ-30	193	90589	MXPP-642	62	90635	CRDF42	130	90945	RBQB1-46/1150	145
90268	PTEZ-36	193	90590	MXPP-648	62	90636	CRDF48	130	90946	RBQB1-48/1200	145
90269	PTEZ-42	193	90591	MXPP-654	62	90637	CRDF54	130	90947	RBQB1-52/1300	145
90270	PTEZ-48	193	90592	MXPP-660	62	90638	CRDF60	130	90948	RBQB1-54/1350	145
90283	SKPU-6x1/2x25	208	90593	MXPP-672	62	90639	CRDF72	130	90949	RBQB1-58/1450	145
90284	SKPU-6x3/4x25	208	90594	MXPP-684	62	90640	CRDF84	130	90950	RBQB1-60/1500	145
90285	SKPU-8x1/2x25	208	90595	MXPP-696	62	90641	CBC3R	130	90951	RBQB1-64/1600	145
90286	SKPU-8x3/4x25	208	90596	MXPP-6120	62	90642	MXP-6108	59	90952	RBQB1-70/1750	145
90351	PTEZMB	193	90598	MXPPE	62	90643	MXP-12108	59	90953	RBQB1-72/1800	145
90352	PTEZPB	193	90599	XDSTMPK	62	90644	MXPP-6108	62	90954	QB1PCK	145
90353	PTEZDC	193	90600	XDSTPAK	62	90645	MXPP-12108	62	A1636	CLFR1360/54.4-12	216
90393	MXP-642	59	90601	XDSTS-W	62	90646	RBPRR-S	190			

# Index by Ordering Number

ORDERING NUMBER	ITEM CODE	PAGE	ORDERING NUMBER	ITEM CODE	PAGE	ORDERING NUMBER	ITEM CODE	PAGE	ORDERING NUMBER	ITEM CODE	PAGE
900924	04200	213	CART2-120/3000	77912	117	CDWB36	75886	123	CLMN1500/60-15S	62059	215
900936	04143	213	CART2-60/1500	77908	109	CDWB42	75887	123	CLMN1800/72-15	61302	215
900948	04144	213	CART2-60/1500	77908	113	CDWB48	75888	123	CLMN1800/72-15S	62060	215
900960	04145	213	CART2-60/1500	77908	117	CDWB54	75889	123	CLMN2100/84-15	61303	215
900972	04146	213	CART2-72/1800	77909	109	CDWB60	75890	123	CLMN2100/84-15S	62061	215
900984	04147	213	CART2-72/1800	77909	113	CDWB72	75891	123	CLMN450/18-15	61294	215
10FRD6.5/21	71014	214	CART2-72/1800	77909	117	CDWB84	76942	123	CLMN450/18-15S	62052	215
10FRP6.5/21	71020	214	CART2-84/2100	77910	109	CDWB96	79062	123	CLMN6.5/21-15	62216	214
10ND6.5/21	71002	214	CART2-84/2100	77910	113	CEBC1	30021	213	CLMN600/24-15	61295	215
10NP6.5/21	71010	214	CART2-84/2100	77910	117	CEBC2	30022	213	CLMN600/24-15S	62053	215
12FRD6.5/21	71016	214	CART2-96/2400	77911	109	CFG-212	78838	20	CLMN750/30-15	61296	215
12FRDC6.5/21	71159	214	CART2-96/2400	77911	113	CFG-218	78839	20	CLMN750/30-15S	62054	215
12FRP6.5/21	71022	214	CART2-96/2400	77911	117	CFG-224	78840	20	CLMN900/36-15	61297	215
12ND6.5/21	71004	214	CBC18	76668	130	CFG-230	78841	20	CLMN900/36-15S	62055	215
12NDC6.5/21	71155	214	CBC24	76669	130	CFG-236	78842	20	CLN1060/42.4-12	71116	216
12NP6.5/21	71012	214	CBC30	76670	130	CFG-242	78843	20	CLN1060/42.4-12S	79388	216
15FRD6.5/21	71018	214	CBC36	76671	130	CFG-248	78844	20	CLN1200/48-12	71039	216
15FRP6.5/21	71015	214	CBC3R	90641	130	CFG-254	78845	20	CLN1200/48-12S	79389	216
15ND6.5/21	71006	214	CBC42	76672	130	CFG-260	78846	20	CLN1360/54.4-12	71126	216
15NP6.5/21	71017	214	CBC48	76673	130	CFG-818	78924	20	CLN1360/54.4-12S	79390	216
20FRD6.5/21	71019	214	CBC54	76674	130	CFG-824	78925	20	CLN1520/60.8-12	71127	216
20FRP6.5/21	72129	214	CBC60	76675	130	CFG-830	78926	20	CLN1520/60.8-12S	79392	216
20ND6.5/21	71008	214	CBC72	90762	130	CFG-836	78927	20	CLN1800/72-12	71042	216
20NP6.5/21	71021	214	CBC84	90763	130	CFG-842	78928	20	CLN1800/72-12S	79395	216
25ND6.5/21	71152	214	CBCS18	90537	130	CFG-848	78929	20	CLN2100/84-12	71044	216
25NP6.5/21	71163	214	CBCS24	90538	130	CFG-854	78930	20	CLN2100/84-12S	79398	216
7.5NLD3.3/11	71077	214	CBCS30	90539	130	CFG-860	78931	20	CLN460/18.4-12	71111	216
7.5WLD3.3/11	71076	214	CBCS36	90540	130	CLFR1060/42.4-12	71123	216	CLN460/18.4-12S	79383	216
900CBK	04149	213	CBCS42	90541	130	CLFR1060/42.4-12S	79411	216	CLN600/24-12	71112	216
ABU	76788	121	CBCS48	90542	130	CLFR1200/48-12	71005	216	CLN600/24-12S	79384	216
ABU	76788	122	CBCS54	90543	130	CLFR1200/48-12S	79412	216	CLN760/30.4-12	71113	216
AWTA	75907	45	CBCS60	90544	130	CLFR1360/54.4-12	A1636	216	CLN760/30.4-12S	79385	216
AWTA	75907	53	CBCS72	90554	130	CLFR1360/54.4-12S	79413	216	CLN900/36-12	71115	216
AWTA	75907	58	CBCS84	90555	130	CLFR1520/60.8-12	71009	216	CLN900/36-12S	79387	216
AWTB	75905	45	CBV-72	74389	156	CLFR1520/60.8-12S	79415	216	CLSFG-212	77144	29
AWTB	75905	53	CBV-84	74390	156	CLFR1800/72-12	71079	216	CLSFG-218	77145	29
AWTB	75905	58	CBV-96	74391	156	CLFR1800/72-12S	79418	216	CLSFG-224	77146	29
AWTHK	75909	45	CBV-L	73134	156	CLFR2100/84-12	71082	216	CLSFG-230	77147	29
AWTHK	75909	53	CBV-M	73133	156	CLFR2100/84-12S	79421	216	CLSFG-236	77148	29
AWTHK	75909	58	CBV-S	73132	156	CLFR460/18.4-12	71118	216	CLSFG-242	77149	29
AWTMB	75906	45	CBV-XS	73131	156	CLFR460/18.4-12S	79406	216	CLSFG-248	77150	29
AWTMB	75906	53	CCKHDL	79225	77	CLFR600/24-12	71119	216	CLSFG-254	77151	29
AWTMB	75906	58	CCKHDL	79225	109	CLFR600/24-12S	79407	216	CLSFG-260	77152	29
AWTNCB	76069	45	CCKHDL	79225	113	CLFR760/30.4-12	71120	216	CLSFG-818	77153	29
AWTNCB	76069	53	CCKHDL	79225	140	CLFR760/30.4-12S	79408	216	CLSFG-824	77154	29
AWTNCB	76069	58	CCKHDR	79229	77	CLFR900/36-12	71122	216	CLSFG-830	77155	29
AWTPBA	90000	45	CCKHDR	79229	109	CLFR900/36-12S	79410	216	CLSFG-836	77156	29
AWTPBA	90000	53	CCKHDR	79229	113	CLMFR1050/42-15	61312	215	CLSFG-842	77157	29
AWTPBA	90000	58	CCKHDR	79229	140	CLMFR1050/42-15S	62067	215	CLSFG-848	77158	29
CART-24/600	77900	109	CCKHDT	79233	77	CLMFR1200/48-15	61313	215	CLSFG-854	77159	29
CART-24/600	77900	113	CCKHDT	79233	109	CLMFR1200/48-15S	62068	215	CLSFG-860	77160	29
CART-24/600	77900	117	CCKHDT	79233	113	CLMFR1350/54-15	61314	215	CPB	76692	130
CART-30/750	77901	109	CCKHDT	79233	140	CLMFR1350/54-15S	62069	215	CRB-HT10	76593	15
CART-30/750	77901	113	CCKL	79224	77	CLMFR1500/60-15	61315	215	CRB-HT10	76593	21
CART-30/750	77901	117	CCKL	79224	89	CLMFR1500/60-15S	62070	215	CRB-HT10	76593	35
CART-36/900	77902	109	CCKL	79224	92	CLMFR1800/72-15	61316	215	CRB-HT16	76594	15
CART-36/900	77902	113	CCKL	79224	140	CLMFR1800/72-15S	62071	215	CRB-HT16	76594	21
CART-36/900	77902	117	CCKR	79228	77	CLMFR2100/84-15	61317	215	CRB-HT16	76594	35
CART-42/1050	77903	109	CCKR	79228	89	CLMFR2100/84-15S	62072	215	CRB-HT22	76595	15
CART-42/1050	77903	113	CCKR	79228	92	CLMFR450/18-15	61308	215	CRB-HT22	76595	21
CART-42/1050	77903	117	CCKR	79228	140	CLMFR450/18-15S	62063	215	CRB-HT22	76595	35
CART-48/1200	77904	109	CCKTS	79232	77	CLMFR6.5/21-15	61319	214	CRB-HT28	76596	15
CART-48/1200	77904	113	CCKTS	79232	89	CLMFR600/24-15	61309	215	CRB-HT28	76596	21
CART-48/1200	77904	117	CCKTS	79232	92	CLMFR600/24-15S	62064	215	CRB-HT28	76596	35
CART-54/1350	77905	109	CCKTS	79232	140	CLMFR750/30-15	61310	215	CRB-HT34	76597	15
CART-54/1350	77905	113	CCMK	78919	77	CLMFR750/30-15S	62065	215	CRB-HT34	76597	21
CART-54/1350	77905	117	CCMK	78919	89	CLMFR900/36-15	61311	215	CRB-HT34	76597	35
CART-60/1500	77906	109	CCMK	78919	92	CLMFR900/36-15S	62066	215	CRB-HT40	76598	15
CART-60/1500	77906	113	CCMK	78919	140	CLMN1050/42-15	61298	215	CRB-HT40	76598	21
CART-60/1500	77906	117	CCMKHD	78920	77	CLMN1050/42-15S	62056	215	CRB-HT40	76598	35
CART-72/1800	77907	109	CCMKHD	78920	109	CLMN1200/48-15	61299	215	CRB-HT46	76599	15
CART-72/1800	77907	113	CCMKHD	78920	113	CLMN1200/48-15S	62057	215	CRB-HT46	76599	21
CART-72/1800	77907	117	CCMKHD	78920	140	CLMN1350/54-15	61300	215	CRB-HT46	76599	35
CART2-120/3000	77912	109	CDWB24	75884	123	CLMN1350/54-15S	62058	215	CRB-HT52	76600	15
CART2-120/3000	77912	113	CDWB30	75885	123	CLMN1500/60-15	61301	215	CRB-HT52	76600	21

# Index by Ordering Number

ORDERING NUMBER	ITEM CODE	PAGE	ORDERING NUMBER	ITEM CODE	PAGE	ORDERING NUMBER	ITEM CODE	PAGE	ORDERING NUMBER	ITEM CODE	PAGE
CRB-HT52	76600	35	CRB-W28	78474	35	CST1HD-B	77874	117	DRXL-48-420	76820	180
CRB-HT58	76601	15	CRB-W34	78475	15	CST1HD-G	77875	117	DRXL-48-435	76836	180
CRB-HT58	76601	21	CRB-W34	78475	21	CST1HD-S	77873	117	DRXL-48-520	76828	180
CRB-HT58	76601	35	CRB-W34	78475	35	CST1HD-W	77872	117	DRXL-48-535	76844	180
CRB-HT64	76602	15	CRB-W40	78476	15	CSTBK	77037	117	DRXL-54-420	76821	180
CRB-HT64	76602	21	CRB-W40	78476	21	CSTHDMK	77871	117	DRXL-54-435	76837	180
CRB-HT64	76602	35	CRB-W40	78476	35	CSTHDPM	77869	117	DRXL-54-520	76829	180
CRB-HT70	76603	15	CRB-W46	78477	15	CTS-B	77744	117	DRXL-54-535	76845	180
CRB-HT70	76603	21	CRB-W46	78477	21	CTS-B-S/S	78387	32	DRXL-60-420	76822	180
CRB-HT70	76603	35	CRB-W46	78477	35	CTS-G	77745	117	DRXL-60-435	76838	180
CRB-LS10	77088	26	CRB-W52	78478	15	CTS-S	77743	81	DRXL-60-520	76830	180
CRB-LS10	77088	30	CRB-W52	78478	21	CTS-S	77743	117	DRXL-60-535	76846	180
CRB-LS10HT	77551	26	CRB-W52	78478	35	CTS-W	77742	117	DRXL-72-420	76823	180
CRB-LS10HT	77551	30	CRB-W58	78479	15	DRXD-42-520	76912	186	DRXL-72-435	76839	180
CRB-LS10W	77097	26	CRB-W58	78479	21	DRXD-42-535	76919	186	DRXL-72-520	76831	180
CRB-LS10W	77097	30	CRB-W58	78479	35	DRXD-48-520	76913	186	DRXL-72-535	76847	180
CRB-LS16	77089	26	CRB10	75628	15	DRXD-48-535	76920	186	DRXM-24-420	76848	182
CRB-LS16	77089	30	CRB10	75628	21	DRXD-54-520	76914	186	DRXM-24-435	76864	182
CRB-LS16HT	77552	26	CRB10	75628	35	DRXD-54-535	76921	186	DRXM-24-520	76856	182
CRB-LS16HT	77552	30	CRB10	75628	143	DRXD-60-520	76915	186	DRXM-24-535	76872	182
CRB-LS16W	77098	26	CRB16	75629	15	DRXD-60-535	76922	186	DRXM-30-420	76849	182
CRB-LS16W	77098	30	CRB16	75629	21	DRXD-72-520	76916	186	DRXM-30-435	76865	182
CRB-LS22	77090	26	CRB16	75629	35	DRXD-72-535	76923	186	DRXM-30-520	76857	182
CRB-LS22	77090	30	CRB16	75629	143	DRXD-84-520	76917	186	DRXM-30-535	76873	182
CRB-LS22HT	77553	26	CRB22	75630	15	DRXD-84-535	76924	186	DRXM-36-420	76850	182
CRB-LS22HT	77553	30	CRB22	75630	21	DRXD-96-520	76918	186	DRXM-36-435	76866	182
CRB-LS22W	77099	26	CRB22	75630	35	DRXD-96-535	76925	186	DRXM-36-520	76858	182
CRB-LS22W	77099	30	CRB22	75630	143	DRXH-24-420	76880	184	DRXM-36-535	76874	182
CRB-LS28	77091	26	CRB28	75631	15	DRXH-24-435	76896	184	DRXM-42-420	76851	182
CRB-LS28	77091	30	CRB28	75631	21	DRXH-24-520	76888	184	DRXM-42-435	76867	182
CRB-LS28HT	77554	26	CRB28	75631	35	DRXH-24-535	76904	184	DRXM-42-520	76859	182
CRB-LS28HT	77554	30	CRB28	75631	143	DRXH-30-420	76881	184	DRXM-42-535	76875	182
CRB-LS28W	77100	26	CRB34	75632	15	DRXH-30-435	76897	184	DRXM-48-420	76852	182
CRB-LS28W	77100	30	CRB34	75632	21	DRXH-30-520	76889	184	DRXM-48-435	76868	182
CRB-LS34	77092	26	CRB34	75632	35	DRXH-30-535	76905	184	DRXM-48-520	76860	182
CRB-LS34	77092	30	CRB34	75632	143	DRXH-36-420	76882	184	DRXM-48-535	76876	182
CRB-LS34HT	77555	26	CRB40	75633	15	DRXH-36-435	76898	184	DRXM-54-420	76853	182
CRB-LS34HT	77555	30	CRB40	75633	21	DRXH-36-520	76890	184	DRXM-54-435	76869	182
CRB-LS34W	77101	26	CRB40	75633	35	DRXH-36-535	76906	184	DRXM-54-520	76861	182
CRB-LS34W	77101	30	CRB40	75633	143	DRXH-42-420	76883	184	DRXM-54-535	76877	182
CRB-LS40	77093	26	CRB46	75634	15	DRXH-42-435	76899	184	DRXM-60-420	76854	182
CRB-LS40	77093	30	CRB46	75634	21	DRXH-42-520	76891	184	DRXM-60-435	76870	182
CRB-LS40HT	77556	26	CRB46	75634	35	DRXH-42-535	76907	184	DRXM-60-520	76862	182
CRB-LS40HT	77556	30	CRB46	75634	143	DRXH-48-420	76884	184	DRXM-60-535	76878	182
CRB-LS40W	77102	26	CRB52	75635	15	DRXH-48-435	76900	184	DRXM-72-420	76855	182
CRB-LS40W	77102	30	CRB52	75635	21	DRXH-48-520	76892	184	DRXM-72-435	76871	182
CRB-LS46	77094	26	CRB52	75635	35	DRXH-48-535	76908	184	DRXM-72-520	76863	182
CRB-LS46	77094	30	CRB52	75635	143	DRXH-54-420	76885	184	DRXM-72-535	76879	182
CRB-LS46HT	77557	26	CRB58	75636	15	DRXH-54-435	76901	184	DWP-72	75883	126
CRB-LS46HT	77557	30	CRB58	75636	21	DRXH-54-520	76893	184	DWP-84	76815	126
CRB-LS46W	77103	26	CRB58	75636	35	DRXH-54-535	76909	184	DWP-96	79060	126
CRB-LS46W	77103	30	CRB58	75636	143	DRXH-60-420	76886	184	EBC-EB	30007	213
CRB-LS52	77095	26	CRB64	75775	15	DRXH-60-435	76902	184	EBC-H	30008	213
CRB-LS52	77095	30	CRB64	75775	21	DRXH-60-520	76894	184	EBC1	30011	213
CRB-LS52HT	77558	26	CRB64	75775	35	DRXH-60-535	76910	184	EBC1-B	30003	213
CRB-LS52HT	77558	30	CRB70	75773	15	DRXH-72-420	76887	184	EBC1-DR	30013	213
CRB-LS52W	77104	26	CRB70	75773	21	DRXH-72-435	76903	184	EB C2	30012	213
CRB-LS52W	77104	30	CRB70	75773	35	DRXH-72-520	76895	184	EBC2-B	30004	213
CRB-LS58	77096	26	CRB70	75773	143	DRXH-72-535	76911	184	EBC2-DR	30014	213
CRB-LS58	77096	30	CRB76	76940	15	DRXL-24-420	76816	180	ELT	74774	138
CRB-LS58HT	77559	26	CRB76	76940	21	DRXL-24-435	76832	180	ESBK-B	76411	18
CRB-LS58HT	77559	30	CRB76	76940	35	DRXL-24-520	76824	180	ESBK-PS	76410	18
CRB-LS58W	77105	26	CRB82	76941	15	DRXL-24-535	76840	180	ESBK-PS	76410	121
CRB-LS58W	77105	30	CRB82	76941	21	DRXL-30-420	76817	180	ESPBK	76408	18
CRB-W10	78471	15	CRB82	76941	35	DRXL-30-435	76833	180	ESPRK	76409	18
CRB-W10	78471	21	CRDF18	90631	130	DRXL-30-520	76825	180	ESPRK	76409	121
CRB-W10	78471	35	CRDF24	90632	130	DRXL-30-535	76841	180	ESPSBK	76407	18
CRB-W16	78472	15	CRDF30	90633	130	DRXL-36-420	76818	180	ESS-B	76413	18
CRB-W16	78472	21	CRDF36	90634	130	DRXL-36-435	76834	180	ESS-S	76412	18
CRB-W16	78472	35	CRDF42	90635	130	DRXL-36-520	76826	180	ESS-S	76412	121
CRB-W22	78473	15	CRDF48	90636	130	DRXL-36-535	76842	180	EST-B	76405	18
CRB-W22	78473	21	CRDF54	90637	130	DRXL-42-420	76819	180	EST-G-S/S	78810	23
CRB-W22	78473	35	CRDF60	90638	130	DRXL-42-435	76835	180	EST-P	76403	18
CRB-W28	78474	15	CRDF72	90639	130	DRXL-42-520	76827	180	EST-P-S/S	78808	23
CRB-W28	78474	21	CRDF84	90640	130	DRXL-42-535	76843	180	EST-S	76404	18



# Index by Ordering Number

ORDERING NUMBER	ITEM CODE	PAGE	ORDERING NUMBER	ITEM CODE	PAGE	ORDERING NUMBER	ITEM CODE	PAGE	ORDERING NUMBER	ITEM CODE	PAGE
EST-W-S/S	78809	23	EZCSK-48	78982	163	EZP1-212	75610	11	EZP1T-236	78492	12
ESTAK-EST	76406	18	EZCSK-48	78982	166	EZP1-212W	78934	14	EZP1T-242	78493	12
ESTAK-EST	76406	121	EZCSK-48	78982	169	EZP1-218	75611	11	EZP1T-248	78494	12
ESTAK-EST-S/S	78849	23	EZCSK-48	78982	172	EZP1-218W	78935	14	EZP1T-254	78495	12
EZAI-24	79000	161	EZCSK-54	78983	163	EZP1-224	75612	11	EZP1T-260	78496	12
EZAI-24I	79091	164	EZCSK-54	78983	166	EZP1-224W	78936	14	EZP1T-272	78497	12
EZAI-24I	79091	173	EZCSK-54	78983	169	EZP1-230	75613	11	EZP1T-818	78498	12
EZAI-24I	79091	176	EZCSK-54	78983	172	EZP1-230W	78937	14	EZP1T-824	78499	12
EZAI-30	79001	161	EZCSK-60	78984	163	EZP1-236	75614	11	EZP1T-830	78500	12
EZAI-30I	79092	164	EZCSK-60	78984	166	EZP1-236W	78938	14	EZP1T-836	78501	12
EZAI-30I	79092	173	EZCSK-60	78984	169	EZP1-242	75615	11	EZP1T-842	78502	12
EZAI-30I	79092	176	EZCSK-60	78984	172	EZP1-242W	78939	14	EZP1T-848	78503	12
EZAI-36	79002	161	EZCSK-72	78985	163	EZP1-248	75616	11	EZP1T-854	78504	12
EZAI-36I	79093	164	EZCSK-72	78985	166	EZP1-248W	78940	14	EZP1T-860	78505	12
EZAI-36I	79093	173	EZCSK-72	78985	169	EZP1-254	75617	11	EZP1T-872	78506	12
EZAI-36I	79093	176	EZCSK-72	78985	172	EZP1-254W	78941	14	EZPTBT	77384	19
EZAI-42	79003	161	EZIB24-4L	78887	167	EZP1-260	75618	11	EZPTBTHD	77385	19
EZAI-42I	79094	164	EZIB24-4M	78903	170	EZP1-260W	78942	14	EZPTCK	78508	19
EZAI-42I	79094	173	EZIB24-5L	78895	167	EZP1-272	75771	11	EZPTCKHD	78509	19
EZAI-42I	79094	176	EZIB24-5M	78911	170	EZP1-818	75779	11	EZPTMPK	78507	19
EZAI-48	79004	161	EZIB30-4L	78888	167	EZP1-824	75780	11	EZPTSK	78511	19
EZAI-48I	79095	164	EZIB30-4M	78904	170	EZP1-830	75781	11	EZPTSKHD	78512	19
EZAI-48I	79095	173	EZIB30-5L	78896	167	EZP1-836	75782	11	EZPTSR	78510	19
EZAI-48I	79095	176	EZIB30-5M	78912	170	EZP1-842	75783	11	EZRMK	78952	163
EZAI-54	79005	161	EZIB36-4L	78889	167	EZP1-848	75784	11	EZS2-18	75643	74
EZAI-54I	79096	164	EZIB36-4M	78905	170	EZP1-854	75785	11	EZS2-24	75644	74
EZAI-54I	79096	173	EZIB36-5L	78897	167	EZP1-860	75786	11	EZS2-30	75645	74
EZAI-54I	79096	176	EZIB36-5M	78913	170	EZP1-872	75774	11	EZS2-36	75646	74
EZAI-60	79006	161	EZIB42-4L	78890	167	EZP1BP	75642	18	EZS2-42	75647	74
EZAI-60I	79097	164	EZIB42-4M	78906	170	EZP1BP	75642	19	EZS2-48	75648	74
EZAI-60I	79097	173	EZIB42-5L	78898	167	EZP1BP	75642	143	EZS2-54	75649	74
EZAI-60I	79097	176	EZIB42-5M	78914	170	EZP1BP	75642	147	EZS2-60	75650	74
EZAI-72	79007	161	EZIB48-4L	78891	167	EZP1BP	75642	148	EZS2-72	75651	74
EZAI-72I	79098	164	EZIB48-4M	78907	170	EZP1MPK	75637	18	EZS2MBK	75666	77
EZAI-72I	79098	173	EZIB48-5L	78899	167	EZP1MPK-S/S	78923	23	EZS2MBK	75666	89
EZAI-72I	79098	176	EZIB48-5M	78915	170	EZP1OTK1	76418	18	EZS2MBK	75666	92
EZBMK-24	78944	169	EZIB54-4L	78892	167	EZP1OTK2	76419	18	EZS2MBK	75666	109
EZBMK-24	78944	172	EZIB54-4M	78908	170	EZP1P12	75619	18	EZS2MBK	75666	113
EZBMK-30	78945	169	EZIB54-5L	78900	167	EZP1P12	75619	19	EZS2MBK	75666	130
EZBMK-30	78945	172	EZIB54-5M	78916	170	EZP1P12-S/S	78812	23	EZS2MBK	75666	140
EZBMK-36	78946	169	EZIB60-4L	78893	167	EZP1P18	75620	18	EZS2P18	75652	77
EZBMK-36	78946	172	EZIB60-4M	78909	170	EZP1P18	75620	19	EZS2P18	75652	140
EZBMK-42	78947	169	EZIB60-5L	78901	167	EZP1P18-S/S	78813	23	EZS2P24	75653	77
EZBMK-42	78947	172	EZIB60-5M	78917	170	EZP1P24	75621	18	EZS2P24	75653	140
EZBMK-48	78948	169	EZIB72-4L	78894	167	EZP1P24	75621	19	EZS2P30	75654	77
EZBMK-48	78948	172	EZIB72-4M	78910	170	EZP1P24-S/S	78814	23	EZS2P30	75654	140
EZBMK-54	78949	169	EZIB72-5L	78902	167	EZP1P30	75622	18	EZS2P36	75655	77
EZBMK-54	78949	172	EZIB72-5M	78918	170	EZP1P30	75622	19	EZS2P36	75655	140
EZBMK-60	78950	169	EZIRMK	79318	166	EZP1P30-S/S	78815	23	EZS2P42	75656	77
EZBMK-60	78950	172	EZP-LS212	77127	24	EZP1P36	75623	18	EZS2P42	75656	140
EZBMK-72	78951	169	EZP-LS212HT	77146	25	EZP1P36	75623	19	EZS2P48	75657	77
EZBMK-72	78951	172	EZP-LS218	77128	24	EZP1P36-S/S	78816	23	EZS2P48	75657	140
EZBS-L4	78953	166	EZP-LS218HT	77147	25	EZP1P42	75624	18	EZS2P54	75658	77
EZBS-L4	78953	169	EZP-LS224	77129	24	EZP1P42	75624	19	EZS2P54	75658	140
EZBS-L5	78954	166	EZP-LS224HT	77148	25	EZP1P42-S/S	78817	23	EZS2P60	75659	77
EZBS-L5	78954	169	EZP-LS230	77130	24	EZP1P48	75625	18	EZS2P60	75659	140
EZCRMK24-48	90434	166	EZP-LS230HT	77149	25	EZP1P48	75625	19	EZS2P72	75660	77
EZCRMK54-60	90261	166	EZP-LS236	77131	24	EZP1P48-S/S	78818	23	EZS2P72	75660	140
EZCRMK72	90262	166	EZP-LS236HT	77150	25	EZP1P54	75626	18	EZSB24-4C	78855	161
EZCSK-24	78978	163	EZP-LS242	77132	24	EZP1P54	75626	19	EZSB24-4I	78871	164
EZCSK-24	78978	166	EZP-LS242HT	77151	25	EZP1P54-S/S	78819	23	EZSB24-5C	78863	161
EZCSK-24	78978	169	EZP-LS248	77133	24	EZP1P60	75627	18	EZSB24-5I	78879	164
EZCSK-24	78978	172	EZP-LS248HT	77152	25	EZP1P60	75627	19	EZSB30-4C	78856	161
EZCSK-30	78979	163	EZP-LS254	77134	24	EZP1P60-S/S	78820	23	EZSB30-4I	78872	164
EZCSK-30	78979	166	EZP-LS254HT	77153	25	EZP1P72	75772	18	EZSB30-5C	78864	161
EZCSK-30	78979	169	EZP-LS260	77135	24	EZP1P72	75772	19	EZSB30-5I	78880	164
EZCSK-30	78979	172	EZP-LS260HT	77154	25	EZP1P72-S/S	78821	23	EZSB36-4C	78857	161
EZCSK-36	78980	163	EZP-LS818	77136	24	EZP1PL	75641	18	EZSB36-4I	78873	164
EZCSK-36	78980	166	EZP-LS824	77137	24	EZP1PL	75641	19	EZSB36-5C	78865	161
EZCSK-36	78980	169	EZP-LS830	77138	24	EZP1PL	75641	139	EZSB36-5I	78881	164
EZCSK-36	78980	172	EZP-LS836	77139	24	EZP1PL-S/S	78848	23	EZSB42-4C	78858	161
EZCSK-42	78981	163	EZP-LS842	77140	24	EZP1T-212	78488	12	EZSB42-4I	78874	164
EZCSK-42	78981	166	EZP-LS848	77141	24	EZP1T-218	78489	12	EZSB42-5C	78866	161
EZCSK-42	78981	169	EZP-LS854	77142	24	EZP1T-224	78490	12	EZSB42-5I	78882	164
EZCSK-42	78981	172	EZP-LS860	77143	24	EZP1T-230	78491	12	EZSB48-4C	78859	161

# Index by Ordering Number

ORDERING NUMBER	ITEM CODE	PAGE	ORDERING NUMBER	ITEM CODE	PAGE	ORDERING NUMBER	ITEM CODE	PAGE	ORDERING NUMBER	ITEM CODE	PAGE
EZSB48-4I	78875	164	FLSC-I	71052	210	HDRR24	79019	137	HTS30	76087	75
EZSB48-5C	78867	161	FLSC-I-BULK	71054	210	HDRR30	79020	137	HTS36	76088	75
EZSB48-5I	78883	164	FLSC-ISS	75778	210	HDRR36	79021	137	HTS42	76089	75
EZSB54-4C	78860	161	FLSCM-I	71055	210	HDRR42	79022	137	HTS48	76090	75
EZSB54-4I	78876	164	FLSCM-I-BULK	71100	210	HDRR48	79023	137	HTS54	76091	75
EZSB54-5C	78868	161	FLTW-L	77409	212	HDRR54	79024	137	HTS60	76092	75
EZSB54-5I	78884	164	FLTW-M	77408	212	HDRR60	79025	137	HTS72	76093	75
EZSB60-4C	78861	161	FLTW-XL	77410	212	HDRR72	79026	137	HTSCK	76094	75
EZSB60-4I	78877	164	FLVRL-XL	77406	212	HDRR84	79027	137	HTSCK	76094	77
EZSB60-5C	78869	161	FMS-18	90545	93	HDRS72	79017	137	HTTS	74141	138
EZSB60-5I	78885	164	FMS-18V	79646	93	HDRS84	79018	137	HTTS-HT	79068	73
EZSB72-4C	78862	161	FMS-24	90546	93	HDT5	74502	18	HTV18S	74828	73
EZSB72-4I	78878	164	FMS-24V	79647	93	HDT5	74502	121	HTV18SS	74821	73
EZSB72-5C	78870	161	FMS-30	90547	93	HDT5	74502	139	HTV24S	74829	73
EZSB72-5I	78886	164	FMS-30V	79648	93	HDT5-S/S	75586	122	HTV24SS	74822	73
EZWPK-24	78970	163	FMS-36	90548	93	HFC2	75901	72	HTV30S	74830	73
EZWPK-24	78970	166	FMS-36V	79649	93	HFC2	75901	139	HTV30SS	74823	73
EZWPK-24	78970	169	FMS-42	90549	93	HOBK	76399	65	HTV36M	74838	73
EZWPK-24	78970	172	FMS-42V	79650	93	HOBK	76399	72	HTV36S	74831	73
EZWPK-30	78971	163	FMS-48	90550	93	HP-18	78990	139	HTV36SS	74824	73
EZWPK-30	78971	166	FMS-48V	79651	93	HP-24	78991	139	HTV42M	74839	73
EZWPK-30	78971	169	FMS-54	90551	93	HP-30	78992	139	HTV42S	74832	73
EZWPK-30	78971	172	FMS-54V	79652	93	HP-36	78993	139	HTV42SS	74825	73
EZWPK-36	78972	163	FMS-60	90552	93	HP-42	78994	139	HTV48M	74840	73
EZWPK-36	78972	166	FMS-60V	79653	93	HP-48	78995	139	HTV48S	74833	73
EZWPK-36	78972	169	FMS-72	90553	93	HP-54	78996	139	HTV48SS	74826	73
EZWPK-36	78972	172	FMS-72V	79654	93	HP-60	78997	139	HV-18M	76191	68
EZWPK-42	78973	163	FMSC	79699	95	HP-72	78998	139	HV-18S	76190	68
EZWPK-42	78973	166	H-MK1	78987	139	HPS8	73050	139	HV-18SS	76101	68
EZWPK-42	78973	169	H-MK2	78801	139	HSA8L	73063	68	HV-24M	76193	68
EZWPK-42	78973	172	H2P18	79358	65	HSA8L	73063	70	HV-24S	76192	68
EZWPK-48	78974	163	H2P24	79359	65	HSA8L	73063	72	HV-24SS	76102	68
EZWPK-48	78974	166	H2P30	79360	65	HSA8L	73063	139	HV-30M	76195	68
EZWPK-48	78974	169	H2P36	79361	65	HSA8L	73063	139	HV-30S	76194	68
EZWPK-48	78974	172	H2P42	79362	65	HSA8LL	73064	68	HV-30SS	76103	68
EZWPK-54	78975	163	H2P48	79363	65	HSA8LL	73064	70	HV-36L	76198	68
EZWPK-54	78975	166	H2P54	79364	65	HSA8LL	73064	72	HV-36M	76197	68
EZWPK-54	78975	169	H2P60	79365	65	HSA8LL	73064	139	HV-36S	76196	68
EZWPK-54	78975	172	H2P72	79366	65	HSA8LL	73064	139	HV-36SS	76104	68
EZWPK-60	78976	163	H2RC	79374	65	HSA8M	73049	68	HV-42L	76252	68
EZWPK-60	78976	166	H2SA6L	79372	63	HSA8M	73049	70	HV-42LL	76253	68
EZWPK-60	78976	169	H2SA6L	79372	65	HSA8M	73049	72	HV-42M	76251	68
EZWPK-60	78976	172	H2SA6LL	79373	63	HSA8M	73049	73	HV-42S	76199	68
EZWPK-72	78977	163	H2SA6LL	79373	65	HSA8M	73049	139	HV-42SS	76105	68
EZWPK-72	78977	166	H2SA6M	79371	63	HSA8M	73049	139	HV-48L	76256	68
EZWPK-72	78977	169	H2SA6M	79371	65	HSA8S	73048	68	HV-48LL	76257	68
EZWPK-72	78977	172	H2SA6S	79370	63	HSA8S	73048	70	HV-48M	76255	68
FFCK	75661	77	H2SA6S	79370	65	HSA8S	73048	73	HV-48S	76254	68
FL-ACT	70186	217	H2SA6SS	79369	63	HSA8S	73048	139	HV-48SS	76106	68
FL-ADH-0.8	75017	217	H2SA6SS	79369	65	HSA8S	73048	139	HV-54L	76259	68
FL-CP-I	71141	210	H78P18	76110	72	HSA8S	73048	72	HV-54LL	76260	68
FL-CP-I	71141	210	H78P24	76111	72	HSA8SS	73047	68	HV-54M	76258	68
FL-CP-ISS	71164	210	H78P30	76112	72	HSA8SS	73047	70	HV-54S	76107	68
FL-L	76982	212	H78P36	76113	72	HSA8SS	73047	72	HV-60L	76262	68
FL-M	76981	212	H78P42	76114	72	HSA8SS	73047	73	HV-60LL	76263	68
FL-PC-I	71057	210	H78P48	76115	72	HSA8SS	73047	139	HV-60M	76261	68
FL-PC-ISS	71168	210	H78P54	76116	72	HSA8SS	73047	139	HV-60S	76108	68
FL-PKIT-ML	77250	212	H78P60	76117	72	HSA8SSS	75565	139	HV-72L	76265	68
FL-PKIT-XL	77251	212	H78P72	76118	72	HSA8SSS	75565	139	HV-72LL	76266	68
FL-PR-0.75	70189	217	HAR-K	78786	18	HSSCS	74772	72	HV-72M	76264	68
FL-RBI	71060	210	HAR-K	78786	139	HSSCS	74772	139	HV-72S	76109	68
FL-RBI	71060	210	HARK-S/S	77364	122	HSSTS	74771	72	HV2-18M	79325	63
FL-RPI	71058	210	HBTk	74776	139	HSSTS	74771	139	HV2-18S	79324	63
FL-RPI	71058	210	HDARK	74550	139	HTF212	76658	13	HV2-18SS	79323	63
FL-XL	77386	212	HDARK-S/S	77331	122	HTF218	76659	13	HV2-24M	79328	63
FLCK	77729	212	HDR24	79010	137	HTF224	76660	13	HV2-24S	79327	63
FLCP	76479	212	HDR30	79011	137	HTF230	76661	13	HV2-24SS	79326	63
FLEL-L	76473	212	HDR36	79012	137	HTF236	76662	13	HV2-30M	79331	63
FLEL-M	76472	212	HDR42	79013	137	HTF242	76663	13	HV2-30S	79330	63
FLEL-XL	76986	212	HDR48	79014	137	HTF248	76664	13	HV2-30SS	79329	63
FLELP	76474	212	HDR54	79015	137	HTF254	76665	13	HV2-36L	79335	63
FLM-PC	71140	210	HDR60	79016	137	HTF260	76666	13	HV2-36M	79334	63
FLRLB-L	77406	212	HDRBK	79009	137	HTF272	76667	13	HV2-36S	79333	63
FLRLB-M	77405	212	HDRBK-HD	79072	137	HTS18	76085	75	HV2-36SS	79332	63
FLRP	76478	212	HDRGEK	79236	137	HTS24	76086	75	HV2-42L	79339	63



# Index by Ordering Number

ORDERING NUMBER	ITEM CODE	PAGE	ORDERING NUMBER	ITEM CODE	PAGE	ORDERING NUMBER	ITEM CODE	PAGE	ORDERING NUMBER	ITEM CODE	PAGE
HV2-42LL	79340	63	HXF2-30S	76293	66	IBS-L5	76930	180	LSP12	77070	28
HV2-42M	79338	63	HXF2-30SS	76140	66	IBS-M4	76931	172	LSP12-S/S	77079	32
HV2-42S	79337	63	HXF2-36L	76297	66	IBS-M4	76931	182	LSP18	77071	28
HV2-42SS	79336	63	HXF2-36M	76296	66	IBS-M5	76932	172	LSP18-S/S	77080	32
HV2-48L	79344	63	HXF2-36S	76295	66	IBS-M5	76932	182	LSP24	77072	28
HV2-48LL	79345	63	HXF2-36SS	76141	66	ICT6	74535	74	LSP24-S/S	77081	32
HV2-48M	79343	63	HXF2-42L	76300	66	ICT6	74535	75	LSP30	77073	28
HV2-48S	79342	63	HXF2-42M	76299	66	ICT6	74535	77	LSP30-S/S	77082	32
HV2-48SS	79341	63	HXF2-42S	76298	66	ICT6	74535	86	LSP36	77074	28
HV2-54L	79348	63	HXF2-42SS	76142	66	ICT6	74535	87	LSP36-S/S	77083	32
HV2-54LL	79349	63	HXF2-48L	76303	66	ICT6	74535	89	LSP42	77075	28
HV2-54M	79347	63	HXF2-48M	76302	66	ICT6	74535	90	LSP42-S/S	77084	32
HV2-54S	79346	63	HXF2-48S	76301	66	ICT6	74535	92	LSP48	77076	28
HV2-60L	79352	63	HXF2-48SS	76143	66	ICT6	74535	93	LSP48-S/S	77085	32
HV2-60LL	79353	63	HXF2-54L	76306	66	ICT6	74535	95	LSP54	77077	28
HV2-60M	79351	63	HXF2-54M	76305	66	ICT6	74535	96	LSP54-S/S	77086	32
HV2-60S	79350	63	HXF2-54S	76304	66	ICT6	74535	98	LSP60	77078	28
HV2-72L	79356	63	HXF2-54SS	76144	66	ICT6	74535	99	LSP60-S/S	77087	32
HV2-72LL	79357	63	HXF2-60L	76308	66	ICT6	74535	103	LST-B-S/S	77124	32
HV2-72M	79355	63	HXF2-60M	76307	66	ICT6	74535	105	LST-P	77121	28
HV2-72S	79354	63	HXF2-60S	76145	66	ICT6	74535	106	LST-S	77123	28
HV2PT	79368	63	HXF2-72L	76310	66	ICT6	74535	109	LST-TAK	77120	28
HV2PT	79368	65	HXF2-72M	76309	66	ICT6	74535	110	LST-W	77122	28
HV2SSTS	79375	65	HXF2-72S	76146	66	ICT6	74535	113	LST-W-S/S	77125	32
HV2T-S/S	79367	63	HXF2-L	75982	66	ICT6	74535	114	LST-W-S/S-2	77126	32
HV2T-S/S	79367	65	HXF2-L	75982	72	ICT6	74535	117	LSTMPK	77366	28
HVP-18L	76268	70	HXF2-L	75982	139	ICT6	74535	140	LSTMPK-S/S	78933	32
HVP-18M	76267	70	HXF2-M	75981	66	ICT6-S/S	78700	105	LSTMPK2-S/S	78462	32
HVP-18S	76124	70	HXF2-M	75981	72	IDHINGE	79316	133	LSTPB-RK	77367	28
HVP-24L	76270	70	HXF2-M	75981	139	IDLATCH	79317	133	MAK	74918	206
HVP-24M	76269	70	HXF2-S	75980	66	IDSC-1212	79311	133	MAK2-S/S	90048	207
HVP-24S	76125	70	HXF2-S	75980	72	IDSC-1218	79312	133	MAK2	79381	206
HVP-30L	76272	70	HXF2-S	75980	139	IDSC-1824	79313	133	MAKHD	74919	206
HVP-30M	76271	70	HXF2-SS	75979	66	IDSC-2424	79314	133	MAKHD2-S/S	90049	207
HVP-30S	76126	70	HXF2-SS	75979	72	IDSEAL	79315	133	MAKHD2	79382	206
HVP-36L	76274	70	HXF2-SS	75979	139	IEA-42-60	76937	186	MAKSD	74920	206
HVP-36M	76273	70	HXF8L	74691	66	IEA-72-96	76938	186	MAKSD-S/S	90057	207
HVP-36S	76127	70	HXF8L	74691	139	IMK	76936	180	MAPEK	76024	131
HVP-42L	76276	70	HXF8L	74691	139	IMK	76936	182	MBADB	79527	129
HVP-42M	76275	70	HXF8M	74690	66	IMK	76936	184	MBC-18	79494	127
HVP-42S	76128	70	HXF8M	74690	139	INDR-1212	79303	133	MBC-18-575V	79914	127
HVP-48L	76278	70	HXF8M	74690	139	INDR-1212S	79307	133	MBC-24	79495	127
HVP-48LL	76279	70	HXF8S	74689	66	INDR-1218	79304	133	MBC-24-575V	79915	127
HVP-48M	76277	70	HXF8S	74689	139	INDR-1218S	79308	133	MBC-30	79496	127
HVP-48S	76129	70	HXF8SS	74307	66	INDR-1824	79305	133	MBC-30-575V	79916	127
HVP-54L	76281	70	HXF8SS	74307	139	INDR-1824S	79309	133	MBC-36	79497	127
HVP-54LL	76282	70	HXFC2	75902	72	INDR-2424	79306	133	MBC-36-575V	79917	127
HVP-54M	76280	70	HXFC2	75902	139	INDR-2424S	79310	133	MBC-42	79498	127
HVP-54S	76130	70	IB4	76926	166	ISABK	76935	186	MBC-42-575V	79918	127
HVP-60L	76284	70	IB4	76926	169	ISABK-LMH	77529	180	MBC-48	79499	127
HVP-60LL	76285	70	IB4	76926	172	ISABK-LMH	77529	182	MBC-48-575V	79919	127
HVP-60M	76283	70	IB4	76926	180	ISABK-LMH	77529	184	MBC-54	79500	127
HVP-60S	76131	70	IB4	76926	182	ISC	74534	140	MBC-54-575V	79920	127
HVP-72L	76287	70	IB4	76926	184	JNK-A	79891	18	MBC-60	79501	127
HVP-72LL	76288	70	IB4-1U	76965	188	JNK-B	79892	28	MBC-60-575V	79921	127
HVP-72M	76286	70	IB5	76927	166	JNK-C	79893	37	MBC-72	79502	127
HVP-72S	76132	70	IB5	76927	169	JNK-C	79893	45	MBC-72-575V	79922	127
HVPT	73631	70	IB5	76927	172	JNK-C	79893	65	MBC-84	79503	127
HVPT	73631	72	IB5	76927	180	JNK-C	79893	72	MBC-84-575V	79923	127
HVPT	73631	139	IB5	76927	182	JNK-C	79893	103	MBCB	79526	129
HVPT	73631	139	IB5	76927	184	JNK-C	79893	117	MBCBC	79525	129
HVT8-S/S	75419	68	IB5	76927	186	JNK-C	79893	121	MBCBL	79532	129
HVT8-S/S	75419	72	IB5-1U	76966	188	JNK-C	79893	126	MBCBM	79528	129
HVT8-S/S	75419	73	IBBK	76928	163	JNK-D	79894	53	MBCDBK	79536	127
HVT8-S/S	75419	139	IBBK	76928	166	JNK-D	79894	58	MBCDBK	79536	129
HVT8-S/S	75419	139	IBBK	76928	169	JNK-E	79895	117	MBCDBK	79536	131
HW-BC	74100	138	IBBK	76928	172	JNK-F	79896	121	MBCFC	79534	129
HW-IMPB	76939	188	IBBK	76928	180	LAGGING-TB	79080	217	MBCM-1	79529	129
HXF2-18M	76290	66	IBBK	76928	182	LAGGING-TB2	79099	217	MBCM-2	79530	129
HXF2-18S	76289	66	IBBK	76928	184	LS-BP	77114	28	MBCM-575-1	79924	129
HXF2-18SS	76138	66	IBBK	76928	186	LS-BP-S/S	77115	32	MBCM-575-2	79925	129
HXF2-24M	76292	66	IBS-D5	77530	186	LS-SPK	77365	28	MBCMCK	79524	129
HXF2-24S	76291	66	IBS-H4	76933	184	LS-SS	77118	28	MBCMCK	79533	129
HXF2-24SS	76139	66	IBS-H5	76934	184	LS-SW	77117	28	MBCTA	79531	129
HXF2-30M	76294	66	IBS-L4	76929	180	LS-SW-S/S	78850	32	MBDS-18	79504	129

# Index by Ordering Number

ORDERING NUMBER	ITEM CODE	PAGE	ORDERING NUMBER	ITEM CODE	PAGE	ORDERING NUMBER	ITEM CODE	PAGE	ORDERING NUMBER	ITEM CODE	PAGE
MBDS-24	79505	129	MFASK	75531	206	MHP-1842	78592	47	MHS-24	75910	96
MBDS-30	79506	129	MFASKHD-S/S	90050	207	MHP-1842P	78619	48	MHS-24-ESAC	77840	114
MBDS-36	79507	129	MFASKHD	79571	206	MHP-1848	78593	47	MHS-24-S/S	77601	101
MBDS-42	79508	129	MHCP-24P	78723	54	MHP-1848P	78620	48	MHS-24P	78736	99
MBDS-48	79509	129	MHCP-24S	75929	54	MHP-1854	78594	47	MHS-24R	76613	99
MBDS-54	79510	129	MHCP-2BC24	76638	58	MHP-1854P	78621	48	MHS-24R-S/S	77640	101
MBDS-60	79511	129	MHCP-2BC30	76639	58	MHP-1860	78595	47	MHS-24RMV	79625	97
MBDS-72	79512	129	MHCP-2BC36	76640	58	MHP-1860P	78622	48	MHS-24RU	79738	98
MBDS-84	79513	129	MHCP-2BC42	76641	58	MHP-1872	78596	47	MHS-24RUV	79749	98
MBRD-18	79514	127	MHCP-2BC48	76642	58	MHP-1872P	78623	48	MHS-24RV	76647	99
MBRD-18	79514	129	MHCP-2BC54	76643	58	MHP-1884	78597	47	MHS-24RV-S/S	77649	101
MBRD-24	79515	127	MHCP-2BC60	76644	58	MHP-1884P	78624	48	MHS-24V	76170	96
MBRD-24	79515	129	MHCP-2BC72	76645	58	MHP-1896	78598	47	MHS-24V-ESAC	77853	114
MBRD-30	79516	127	MHCP-2BC84	76812	58	MHP-1896P	78625	48	MHS-24V-MST	79443	97
MBRD-30	79516	129	MHCP-2BC96	78986	58	MHP-2442	78669	47	MHS-24V-S/S	77610	101
MBRD-36	79517	127	MHCP-30P	78724	54	MHP-2442P	78676	48	MHS-30	75911	96
MBRD-36	79517	129	MHCP-30S	75930	54	MHP-2448	78670	47	MHS-30-ESAC	77841	114
MBRD-42	79518	127	MHCP-36P	78725	54	MHP-2448P	78677	48	MHS-30-S/S	77602	101
MBRD-42	79518	129	MHCP-36S	75931	54	MHP-2454	78671	47	MHS-30P	78737	99
MBRD-48	79519	127	MHCP-42P	78726	54	MHP-2454P	78678	48	MHS-30R	76614	99
MBRD-48	79519	129	MHCP-42S	75932	54	MHP-2460	78672	47	MHS-30R-S/S	77641	101
MBRD-54	79520	127	MHCP-48P	78727	54	MHP-2460P	78679	48	MHS-30RMV	79626	97
MBRD-54	79520	129	MHCP-48S	75933	54	MHP-2472	78673	47	MHS-30RU	79739	98
MBRD-60	79521	127	MHCP-54P	78728	54	MHP-2472P	78680	48	MHS-30RUV	79750	98
MBRD-60	79521	129	MHCP-54S	75934	54	MHP-2484	78674	47	MHS-30RV	76648	99
MBRD-72	79522	127	MHCP-60P	78729	54	MHP-2484P	78681	48	MHS-30RV-S/S	77650	101
MBRD-72	79522	129	MHCP-60S	75935	54	MHP-2496	78675	47	MHS-30V	76171	96
MBRD-84	79523	127	MHCP-72P	78730	54	MHP-2496P	78682	48	MHS-30V-ESAC	77854	114
MBRD-84	79523	129	MHCP-72S	75936	54	MHP-624	77703	47	MHS-30V-MST	79444	97
MCB	74925	206	MHCP-84P	78731	54	MHP-624P	78599	48	MHS-30V-S/S	77611	101
MCB	74925	207	MHCP-84S	76800	54	MHP-630	77704	47	MHS-36	75912	96
MCBK	76025	206	MHCP-96P	78959	54	MHP-630P	78600	48	MHS-36-ESAC	77842	114
MCBK	76025	207	MHCP-96S	78955	54	MHP-636	77705	47	MHS-36-S/S	77603	101
MCBKHD	76026	206	MHCP-BCK24	75953	56	MHP-636P	78601	48	MHS-36P	78738	99
MCBKHD	76026	207	MHCP-BCK30	75954	56	MHP-642	77706	47	MHS-36R	76615	99
MCBKSD	76027	206	MHCP-BCK36	75955	56	MHP-642P	78602	48	MHS-36R-S/S	77642	101
MCBKSD	76027	207	MHCP-BCK42	75956	56	MHP-648	77707	47	MHS-36RMV	79627	97
MCBSD	74926	206	MHCP-BCK48	75957	56	MHP-648P	78603	48	MHS-36RU	79740	98
MCBSD	74926	207	MHCP-BCK54	75958	56	MHP-654	77708	47	MHS-36RUV	79751	98
MCRK	74923	206	MHCP-BCK60	75959	56	MHP-654P	78604	48	MHS-36RV	76649	99
MCRK	74923	207	MHCP-BCK72	75960	56	MHP-660	77709	47	MHS-36RV-S/S	77651	101
MCRKSD	74924	206	MHCP-BCK84	76810	56	MHP-660P	78605	48	MHS-36V	76172	96
MCRKSD	74924	207	MHCP-BCK96	78957	56	MHP-672	77710	47	MHS-36V-ESAC	77855	114
MCS	74930	206	MHCP-BPA24	75945	56	MHP-672P	78606	48	MHS-36V-MST	79445	97
MCS	74930	207	MHCP-BPA30	75946	56	MHP-684	77711	47	MHS-36V-S/S	77612	101
MCSHD	74931	206	MHCP-BPA36	75947	56	MHP-684P	78607	48	MHS-42	75913	96
MCSHD	74931	207	MHCP-BPA42	75948	56	MHP-696	77712	47	MHS-42-ESAC	77843	114
MCSK	74927	206	MHCP-BPA48	75949	56	MHP-696P	78608	48	MHS-42-S/S	77604	101
MCSK	74927	207	MHCP-BPA54	75950	56	MHP-CP24	75961	58	MHS-42P	78739	99
MCSKHD	74928	206	MHCP-BPA60	75951	56	MHP-CP30	75962	58	MHS-42R	76616	99
MCSKHD	74928	207	MHCP-BPA72	75952	56	MHP-CP36	75963	58	MHS-42R-S/S	77643	101
MCSKSD	74929	206	MHCP-BPA84	76809	56	MHP-CP42	75964	58	MHS-42RMV	79628	97
MCSKSD	74929	207	MHCP-BPA96	78956	56	MHP-CP48	75965	58	MHS-42RU	79741	98
MCSSD	74932	206	MHCP-BS	76394	58	MHP-CP54	75966	58	MHS-42RUV	79752	98
MCSSD	74932	207	MHCP-CH	76393	58	MHP-CP60	75967	58	MHS-42RV	76650	99
MDWS-24	75868	123	MHP-1230	77713	47	MHP-CP72	75968	58	MHS-42RV-S/S	77652	101
MDWS-24P	78745	123	MHP-1230P	78609	48	MHP-CP84	76811	58	MHS-42V	76173	96
MDWS-30	75869	123	MHP-1236	77714	47	MHP-CP96	78958	58	MHS-42V-ESAC	77856	114
MDWS-30P	78746	123	MHP-1236P	78610	48	MHP-EP	76392	45	MHS-42V-MST	79446	97
MDWS-36	75870	123	MHP-1242	77715	47	MHP-EP	76392	53	MHS-42V-S/S	77613	101
MDWS-36P	78747	123	MHP-1242P	78611	48	MHP-EP	76392	58	MHS-48	75914	96
MDWS-42	75871	123	MHP-1248	77716	47	MHP-EP	76392	109	MHS-48-ESAC	77844	114
MDWS-42P	78748	123	MHP-1248P	78612	48	MHP-EP	76392	113	MHS-48-S/S	77605	101
MDWS-48	75872	123	MHP-1254	77717	47	MHP-EP	76392	117	MHS-48P	78740	99
MDWS-48P	78749	123	MHP-1254P	78613	48	MHP-EP-S/S	77599	46	MHS-48R	76617	99
MDWS-54	75873	123	MHP-1260	77718	47	MHPBPk	77728	53	MHS-48R-S/S	77644	101
MDWS-54P	78750	123	MHP-1260P	78614	48	MHPMPK	77727	53	MHS-48RMV	79629	97
MDWS-60	75874	123	MHP-1272	77719	47	MHPMPK	77727	58	MHS-48RU	79742	98
MDWS-60P	78751	123	MHP-1272P	78615	48	MHS-120-2ESAC	77852	114	MHS-48RUV	79753	98
MDWS-72	75875	123	MHP-1284	77720	47	MHS-120V-2ESAC	77865	114	MHS-48RV	76651	99
MDWS-72P	78752	123	MHP-1284P	78616	48	MHS-18RMV	79624	97	MHS-48RV-S/S	77653	101
MDWS-84	76806	123	MHP-1296	77721	47	MHS-18RUV	79748	98	MHS-48V	76174	96
MDWS-84P	78753	123	MHP-1296P	78617	48	MHS-18RV	76646	99	MHS-48V-ESAC	77857	114
MDWS-96	79063	123	MHP-1836	78591	47	MHS-18V	76169	96	MHS-48V-MST	79447	97
MDWS-96P	79064	123	MHP-1836P	78618	48	MHS-18V-MST	79442	97	MHS-48V-S/S	77614	101

# Index by Ordering Number

ORDERING NUMBER	ITEM CODE	PAGE	ORDERING NUMBER	ITEM CODE	PAGE	ORDERING NUMBER	ITEM CODE	PAGE	ORDERING NUMBER	ITEM CODE	PAGE
MHS-54	75915	96	MHS-CARK-C24/600	77929	115	MIB36CSK	90239	178	MMP-624P	78706	41
MHS-54-ESAC	77845	114	MHS-CARK-C30/750	77930	115	MIB36WPK	90247	175	MMP-630	76451	39
MHS-54-S/S	77606	101	MHS-CARK-C36/900	77931	115	MIB36WPK	90247	178	MMP-630-S/S	77425	40
MHS-54P	78741	99	MHS-CARK-C42/1050	77932	115	MIB42-2H	79974	176	MMP-630P	78707	41
MHS-54R	76618	99	MHS-CARK-C48/1200	77933	115	MIB42CPK	90256	178	MMP-636	76452	39
MHS-54R-S/S	77645	101	MHS-CARK-C54/1350	77934	115	MIB42CSK	90240	175	MMP-636-S/S	77426	40
MHS-54RMV	79630	97	MHS-CARK-C60/1500	77935	115	MIB42CSK	90240	178	MMP-636P	78708	41
MHS-54RU	79743	98	MHS-CARK-C72/1800	77936	115	MIB42WPK	90248	175	MMP-642	76453	39
MHS-54RUV	79754	98	MHS-CARK-V24/600	77937	115	MIB42WPK	90248	178	MMP-642-S/S	77427	40
MHS-54RV	76652	99	MHS-CARK-V30/750	77938	115	MIB48-2H	79975	176	MMP-642P	78709	41
MHS-54RV-S/S	77654	101	MHS-CARK-V36/900	77939	115	MIB48CPK	90257	178	MMP-648	76454	39
MHS-54V	76175	96	MHS-CARK-V42/1050	77940	115	MIB48CSK	90241	175	MMP-648-S/S	77428	40
MHS-54V-ESAC	77858	114	MHS-CARK-V48/1200	77941	115	MIB48CSK	90241	178	MMP-648P	78710	41
MHS-54V-MST	79448	97	MHS-CARK-V54/1350	77942	115	MIB48WPK	90249	175	MMP-654	76455	39
MHS-54V-S/S	77615	101	MHS-CARK-V60/1500	77943	115	MIB48WPK	90249	178	MMP-654-S/S	77429	40
MHS-60	75916	96	MHS-CARK-V72/1800	77944	115	MIB54-2H	79976	176	MMP-654P	78711	41
MHS-60-2ESAC	77848	114	MHS-CARK2-C120/3000	77949	115	MIB54CPK	90258	178	MMP-660	76456	39
MHS-60-ESAC	77846	114	MHS-CARK2-C60/1500	77945	115	MIB54CSK	90242	175	MMP-660-S/S	77430	40
MHS-60-S/S	77607	101	MHS-CARK2-C72/1800	77946	115	MIB54CSK	90242	178	MMP-660P	78712	41
MHS-60P	78742	99	MHS-CARK2-C84/2100	77947	115	MIB54WPK	90250	175	MMP-672	76457	39
MHS-60R	76619	99	MHS-CARK2-C96/2400	77948	115	MIB54WPK	90250	178	MMP-672-S/S	77431	40
MHS-60R-S/S	77646	101	MHS-CARK2-V120/3000	77954	115	MIB60-2H	79977	176	MMP-672P	78713	41
MHS-60RMV	79631	97	MHS-CARK2-V60/1500	77950	115	MIB60CPK	90259	178	MMP-684	76798	39
MHS-60RU	79744	98	MHS-CARK2-V72/1800	77951	115	MIB60CSK	90243	175	MMP-684-S/S	77432	40
MHS-60RUV	79755	98	MHS-CARK2-V84/2100	77952	115	MIB60CSK	90243	178	MMP-684P	78714	41
MHS-60RV	76653	99	MHS-CARK2-V96/2400	77953	115	MIB60WPK	90251	175	MMP-696	79033	39
MHS-60RV-S/S	77655	101	MHSP-18	76178	95	MIB60WPK	90251	178	MMP-696-S/S	79035	40
MHS-60V	76176	96	MHSP-18	76178	103	MIB72-2H	79978	176	MMP-696P	79037	41
MHS-60V-2ESAC	77861	114	MHSP-24	75918	95	MIB72CPK	90260	178	MMPBPBK	76466	45
MHS-60V-ESAC	77859	114	MHSP-24	75918	103	MIB72CSK	90244	175	MMPBPBK	76466	146
MHS-60V-MST	79449	97	MHSP-30	75919	95	MIB72CSK	90244	178	MMPBPBK-S/S	77600	46
MHS-60V-S/S	77616	101	MHSP-30	75919	103	MIB72WPK	90252	175	MMPCP24	76458	45
MHS-72	75917	96	MHSP-36	75920	95	MIB72WPK	90252	178	MMPCP24	76458	53
MHS-72-2ESAC	77849	114	MHSP-36	75920	103	MMBK	75830	131	MMPCP24-S/S	77590	46
MHS-72-ESAC	77847	114	MHSP-42	75921	95	MMKU	77324	121	MMPCP30	76459	45
MHS-72-S/S	77608	101	MHSP-42	75921	103	MMKU-S/S	77357	122	MMPCP30	76459	53
MHS-72P	78743	99	MHSP-48	75922	95	MMKUHD	77327	121	MMPCP30-S/S	77591	46
MHS-72R	76620	99	MHSP-48	75922	103	MMKUHD-S/S	77358	122	MMPCP36	76460	45
MHS-72R-S/S	77647	101	MHSP-54	75923	95	MMP-1230	76551	39	MMPCP36	76460	53
MHS-72RMV	79632	97	MHSP-54	75923	103	MMP-1230-S/S	77433	40	MMPCP36-S/S	77592	46
MHS-72RU	79745	98	MHSP-60	75924	95	MMP-1230P	78715	41	MMPCP42	76461	45
MHS-72RUV	79756	98	MHSP-60	75924	103	MMP-1236	76552	39	MMPCP42	76461	53
MHS-72RV	76654	99	MHSP-72	75925	95	MMP-1236-S/S	77434	40	MMPCP42-S/S	77593	46
MHS-72RV-S/S	77656	101	MHSP-72	75925	103	MMP-1236P	78716	41	MMPCP48	76462	45
MHS-72V	76177	96	MHSP-84	76814	103	MMP-1242	76553	39	MMPCP48	76462	53
MHS-72V-2ESAC	77862	114	MHSP-96	79052	103	MMP-1242-S/S	77435	40	MMPCP48-S/S	77594	46
MHS-72V-ESAC	77860	114	MHSP24-S/S	77620	105	MMP-1242P	78717	41	MMPCP54	76463	45
MHS-72V-MST	79450	97	MHSP30-S/S	77621	105	MMP-1248	76554	39	MMPCP54	76463	53
MHS-72V-S/S	77617	101	MHSP36-S/S	77622	105	MMP-1248-S/S	77436	40	MMPCP54-S/S	77595	46
MHS-84	76803	96	MHSP42-S/S	77623	105	MMP-1248P	78718	41	MMPCP60	76464	45
MHS-84-2ESAC	77850	114	MHSP48-S/S	77624	105	MMP-1254	76555	39	MMPCP60	76464	53
MHS-84-S/S	77609	101	MHSP54-S/S	77625	105	MMP-1254-S/S	77437	40	MMPCP60-S/S	77596	46
MHS-84P	78744	99	MHSP60-S/S	77626	105	MMP-1254P	78719	41	MMPCP72	76465	45
MHS-84R	76621	99	MHSP72-S/S	77627	105	MMP-1260	76556	39	MMPCP72	76465	53
MHS-84R-S/S	77648	101	MHSP84-S/S	77628	105	MMP-1260-S/S	77438	40	MMPCP72-S/S	77597	46
MHS-84RU	79746	98	MHSP96-S/S	79053	105	MMP-1260P	78720	41	MMPCP84	76808	45
MHS-84RUV	79757	98	MIB2-1U	79379	175	MMP-1272	76557	39	MMPCP84	76808	53
MHS-84RV	76805	99	MIB2-1U	79379	178	MMP-1272-S/S	77439	40	MMPCP84-S/S	77598	46
MHS-84RV-S/S	77657	101	MIB2-1UF	79908	175	MMP-1272P	78721	41	MMPCP96	77722	45
MHS-84V	76804	96	MIB2-1UF	79908	178	MMP-1284	76799	39	MMPCP96	77722	53
MHS-84V-2ESAC	77863	114	MIB24-2H	79971	176	MMP-1284-S/S	77440	40	MMPCP96-S/S	78686	46
MHS-84V-S/S	77618	101	MIB24CPK	90253	178	MMP-1284P	78722	41	MMPK	76537	131
MHS-96	79043	96	MIB24CSK	90237	175	MMP-1296	79034	39	MORK	74921	206
MHS-96-2ESAC	77851	114	MIB24CSK	90237	178	MMP-1296-S/S	79036	40	MORK	74921	207
MHS-96-S/S	79048	101	MIB24WPK	90245	175	MMP-1296P	79038	41	MORKSD	74922	206
MHS-96P**	79047	99	MIB24WPK	90245	178	MMP-1836	77575	39	MORKSD	74922	207
MHS-96R	79045	99	MIB30-2H	79972	176	MMP-1842	77576	39	MRB18	77531	50
MHS-96R-S/S	79050	101	MIB30CPK	90254	178	MMP-1848	77577	39	MRB24	77532	50
MHS-96RU	79747	98	MIB30CSK	90238	175	MMP-1854	77578	39	MRB30	77533	50
MHS-96RUV	79758	98	MIB30CSK	90238	178	MMP-1860	77579	39	MRB36	77534	50
MHS-96RV	79046	99	MIB30WPK	90246	175	MMP-1872	77580	39	MRB42	77535	50
MHS-96RV-S/S	79051	101	MIB30WPK	90246	178	MMP-1884	77581	39	MRB48	77536	50
MHS-96V	79044	96	MIB36-2H	79973	176	MMP-1896	79040	39	MRB54	77537	50
MHS-96V-2ESAC	77864	114	MIB36CPK	90255	178	MMP-624	76450	39	MRB60	77538	50
MHS-96V-S/S	79049	101	MIB36CSK	90239	175	MMP-624-S/S	77424	40	MRB66	77539	50

# Index by Ordering Number

ORDERING NUMBER	ITEM CODE	PAGE	ORDERING NUMBER	ITEM CODE	PAGE	ORDERING NUMBER	ITEM CODE	PAGE	ORDERING NUMBER	ITEM CODE	PAGE
MRB72	77540	50	MSPP42	75806	37	MXPP-1284	90627	62	P-CARK-C72/1800	78079	107
MRB78	77541	50	MSP42	75806	126	MXPP-1296	90628	62	P-CARK-V24/600	78080	107
MRB84	77542	50	MSP42-S/S	77475	38	MXPP-6108	90644	62	P-CARK-V30/750	78081	107
MRB90	77543	50	MSPP48	75807	37	MXPP-6120	90596	62	P-CARK-V36/900	78082	107
MSB24-2I	79979	173	MSPP48	75807	126	MXPP-642	90589	62	P-CARK-V42/1050	78083	107
MSB24RMK	79991	173	MSPP48-S/S	77476	38	MXPP-648	90590	62	P-CARK-V48/1200	78084	107
MSB30-2I	79980	173	MSP48	75808	37	MXPP-654	90591	62	P-CARK-V54/1350	78085	107
MSB30RMK	79992	173	MSP48	75808	126	MXPP-660	90592	62	P-CARK-V60/1500	78086	107
MSB36-2I	79981	173	MSP48-S/S	77477	38	MXPP-672	90593	62	P-CARK-V72/1800	78087	107
MSB36RMK	79993	173	MSP48	75809	37	MXPP-684	90594	62	P-CARK2-C120/3000	78092	107
MSB42-2I	79982	173	MSP60	75809	126	MXPP-696	90595	62	P-CARK2-C60/1500	78088	107
MSB42RMK	79994	173	MSP60-S/S	77478	38	MXPPBK	90607	62	P-CARK2-C72/1800	78089	107
MSB48-2I	79983	173	MSP66	76695	126	MXPPE	90598	62	P-CARK2-C84/2100	78090	107
MSB48RMK	79995	173	MSP72	75810	37	N6D3T-24-9-A45	26107	163	P-CARK2-C96/2400	78091	107
MSB54-2I	79984	173	MSP72-S/S	77479	38	N6D3T-30-11-A45	26108	163	P-CARK2-V120/3000	78097	107
MSB54RMK	79996	173	MSP84	76807	37	N6D3T-36-13-A45	26109	163	P-CARK2-V60/1500	78093	107
MSB60-2I	79985	173	MSP84-S/S	77480	38	N6D3T-42-15-A45	26110	163	P-CARK2-V72/1800	78094	107
MSB60RMK	79997	173	MSPPL	75816	37	N6D3T-48-17-A45	26111	163	P-CARK2-V84/2100	78095	107
MSB72-2I	79986	173	MSPPL	75816	65	N6D3T-54-19-A45	26112	163	P-CARK2-V96/2400	78096	107
MSB72RMK	79998	173	MSPPL	75816	72	N6D3T-60-21-A45	26113	163	PAB	75513	77
MSBRMK	79987	175	MSPPL-S/S	77524	38	N6D3T-72-25-A45	26114	163	PAB	75513	89
MSP-224	75787	33	MSR	74914	206	N16D3T-24-9-A45	26184	166	PAB	75513	92
MSP-224-S/S	77453	34	MSR2-S/S	90046	207	N16D3T-24-9-A45	26184	175	PAB	75513	109
MSP-230	75788	33	MSR2	79378	206	N16D3T-30-11-A45	26185	166	PAB	75513	113
MSP-230-S/S	77454	34	MSRSD	74915	206	N16D3T-30-11-A45	26185	175	PAB	75513	130
MSP-236	75789	33	MSRSD-S/S	90055	207	N16D3T-36-13-A45	26186	166	PAB	75513	140
MSP-236-S/S	77455	34	MST-MBL	79436	95	N16D3T-36-13-A45	26186	175	PACB100	79656	104
MSP-242	75790	33	MST-MBL	79436	104	N16D3T-42-15-A45	26187	166	PACB100	79656	126
MSP-242-S/S	77456	34	MST-MBR	79437	95	N16D3T-42-15-A45	26187	175	PACB60	78683	45
MSP-248	75791	33	MST-MBR	79437	104	N16D3T-48-17-A45	26188	166	PACB60	78683	53
MSP-248-S/S	77457	34	MSTAM	79435	95	N16D3T-48-17-A45	26188	175	PACB60	78683	58
MSP-254	75792	33	MSTAM	79435	104	N16D3T-54-19-A45	26189	166	PAK	78705	45
MSP-254-S/S	77458	34	MSTBK	79440	95	N16D3T-54-19-A45	26189	175	PAK	78705	53
MSP-260	75793	33	MSTBK	79440	104	N16D3T-60-21-A45	26190	166	PAK	78705	56
MSP-260-S/S	77459	34	MSTCHD	79439	95	N16D3T-60-21-A45	26190	175	PAK	78705	58
MSP-272	75794	33	MSTCHD	79439	104	N16D3T-72-25-A45	26191	166	PANK	78799	42
MSP-272-S/S	77460	34	MSTDB	79434	93	N16D3T-72-25-A45	26191	175	PANK	78799	49
MSP-284	76796	33	MSTDB	79434	95	NS6DV-18-9.625-A45	26714	200	PANK	78799	55
MSP-284-S/S	77461	34	MSTDB	79434	104	NS6DV-18-9.625-A45	26714	202	PANK	78799	100
MSP-824	75795	33	MSTDB	79434	131	NS6DV-24-12.625-A45	26715	200	PANK	78799	124
MSP-824-S/S	77462	34	MSTGT	79441	95	NS6DV-24-12.625-A45	26715	202	PAT1	78684	42
MSP-830	75796	33	MSTGT	79441	104	NS6DV-30-15.625-A45	26716	200	PAT1	78684	49
MSP-830-S/S	77463	34	MSTHD-B	79433	95	NS6DV-30-15.625-A45	26716	202	PAT1	78684	55
MSP-836	75797	33	MSTHD-B	79433	104	NS6DV-36-18.625-A45	26717	200	PAT1	78684	100
MSP-836-S/S	77464	34	MSTHD-S	79432	95	NS6DV-36-18.625-A45	26717	202	PAT1	78684	124
MSP-842	75798	33	MSTHD-S	79432	104	NS6DV-42-21.625-A45	26718	200	PAT2	78685	42
MSP-842-S/S	77465	34	MSTHD-W	79431	95	NS6DV-42-21.625-A45	26718	202	PAT2	78685	49
MSP-848	75799	33	MSTHD-W	79431	104	NS6DV-48-24.625-A45	26719	200	PAT2	78685	55
MSP-848-S/S	77466	34	MSTPMHD	79451	95	NS6DV-48-24.625-A45	26719	202	PAT2	78685	100
MSP-854	75800	33	MSTPMHD	79451	104	NS6DV-54-27.625-A45	26720	200	PAT2	78685	124
MSP-854-S/S	77467	34	MXP-12108	90643	59	NS6DV-54-27.625-A45	26720	202	PATHK	78794	42
MSP-860	75801	33	MXP-12120	90588	59	NS6DV-60-30.625-A45	26721	200	PATHK	78794	49
MSP-860-S/S	77468	34	MXP-1242	90581	59	NS6DV-60-30.625-A45	26721	202	PATHK	78794	55
MSP-872	75802	33	MXP-1248	90582	59	NS6DV-72-36.625-A45	26722	200	PATHK	78794	100
MSP-872-S/S	77470	34	MXP-1254	90583	59	NS6DV-72-36.625-A45	26722	202	PATHK	78794	124
MSP-884	76797	33	MXP-1260	90584	59	NS7EV-48-24.625-A105	26723	200	PATHK*	78794	42
MSP-884-S/S	77471	34	MXP-1272	90585	59	NS7EV-48-24.625-A105	26723	202	PATHK*	78794	49
MSPBPK	75831	37	MXP-1284	90586	59	NS7EV-54-27.625-A105	26724	200	PATHK*	78794	55
MSPBPK	75831	126	MXP-1296	90587	59	NS7EV-54-27.625-A105	26724	202	PATHK*	78794	100
MSPBPK-S/S	77583	23	MXP-6108	90642	59	NS7EV-60-30.625-A105	26725	200	PATHK*	78794	124
MSPBPK-S/S	77583	38	MXP-6120	90400	59	NS7EV-60-30.625-A105	26725	202	PATLK	78791	42
MSPMPK	75811	37	MXP-642	90393	59	NS7EV-72-36.625-A105	26726	200	PATLK	78791	49
MSPMPK	75811	45	MXP-648	90394	59	NS7EV-72-36.625-A105	26726	202	PATLK	78791	55
MSPMPK	75811	65	MXP-654	90395	59	NS7EV-84-42.625-A105	26727	200	PATLK	78791	100
MSPMPK	75811	72	MXP-660	90396	59	NS7EV-84-42.625-A105	26727	202	PATLK	78791	124
MSPMPK-S/S	77582	38	MXP-672	90397	59	NS7EV-96-48.625-A105	26728	200	PC120-ZESAC	77967	106
MSPMPK-S/S	77582	46	MXP-684	90398	59	NS7EV-96-48.625-A105	26728	202	PC18	74566	86
MSP24	75803	37	MXP-696	90399	59	OIBBK	76950	188	PC24	74567	86
MSP24-S/S	77472	38	MXPP-12108	90645	62	P-CARK-C24/600	78072	107	PC24-ESAC	77955	106
MSP30	75804	37	MXPP-12120	90629	62	P-CARK-C30/750	78073	107	PC30	74568	86
MSP30	75804	126	MXPP-1242	90622	62	P-CARK-C36/900	78074	107	PC30-ESAC	77956	106
MSP30-S/S	77473	38	MXPP-1248	90623	62	P-CARK-C42/1050	78075	107	PC36	74569	86
MSP36	75805	37	MXPP-1254	90624	62	P-CARK-C48/1200	78076	107	PC36-ESAC	77957	106
MSP36	75805	126	MXPP-1260	90625	62	P-CARK-C54/1350	78077	107	PC42	74570	86
MSP36-S/S	77474	38	MXPP-1272	90626	62	P-CARK-C60/1500	78078	107	PC42-ESAC	77958	106



# Index by Ordering Number

ORDERING NUMBER	ITEM CODE	PAGE	ORDERING NUMBER	ITEM CODE	PAGE	ORDERING NUMBER	ITEM CODE	PAGE	ORDERING NUMBER	ITEM CODE	PAGE
PC48	74571	86	PST2-S	77724	56	PTM42R-S/S	90015	204	PTP-LS	79488	202
PC48-ESAC	77959	106	PST2-S	77724	58	PTM42T	74887	203	PTP-RMB	79490	202
PC54	74572	86	PST2-W	77723	53	PTM42T-S/S	90004	204	PTP-RPA	79476	202
PC54-ESAC	77960	106	PST2-W	77723	56	PTM42VR	79672	203	PTP-RRB	79491	202
PC60	74573	86	PST2-W	77723	58	PTM42VR-S/S	90026	204	PTP18R	79267	200
PC60-2ESAC	77963	106	PSTA	75896	37	PTM48R	74902	203	PTP24R	79268	200
PC60-ESAC	77961	106	PSTA	75896	45	PTM48R-S/S	90016	204	PTP30R	79269	200
PC72	74574	86	PSTA	75896	53	PTM48T	74888	203	PTP36R	79270	200
PC72-2ESAC	77964	106	PSTA	75896	58	PTM48T-S/S	90005	204	PTP42R	79271	200
PC72-ESAC	77962	106	PSTA	75896	65	PTM48VR	79673	203	PTP48R	79272	200
PC84-2ESAC	77965	106	PSTA	75896	72	PTM48VR-S/S	90027	204	PTP54R	79273	200
PC96-2ESAC	77966	106	PSTA	75896	121	PTM54R	74903	203	PTP60R	79274	200
PCAP-24/600	77913	109	PSTA-S/S	77442	38	PTM54R-S/S	90017	204	PTP72R	79275	200
PCAP-30/750	77914	109	PSTA-S/S	77442	46	PTM54T	74889	203	PTPHD48R	79276	200
PCAP-36/900	77915	109	PSTS-R	77726	53	PTM54T-S/S	90006	204	PTPHD54R	79277	200
PCAP-42/1050	77916	109	PSTS-R	77726	58	PTM54VR	79674	203	PTPHD60R	79278	200
PCAP-48/1200	77917	109	PSTS-S	75899	45	PTM54VR-S/S	90028	204	PTPHD72R	79279	200
PCAP-54/1350	77918	109	PSTS-S	75899	53	PTM60R	74904	203	PTPHD84R	79280	200
PCAP-60/1500	77919	109	PSTS-S	75899	58	PTM60R-S/S	90018	204	PTPHD96R	79281	200
PCAP-72/1800	77920	109	PSTS-S	75899	65	PTM60T	74890	203	PTPK	75897	53
PFC	75927	103	PSTS-S	75899	72	PTM60T-S/S	90007	204	PTPK	75897	58
PFC	75927	117	PSTS-W	75898	37	PTM60VR	79675	203	PTPLB	79470	202
PFC-SS	76560	103	PSTS-W	75898	45	PTM60VR-S/S	90029	204	PTPLB-HD	79473	202
PFC-SS	76560	105	PSTS-W	75898	53	PTMHD54R	74905	203	PTS-18R	77664	197
PFRS	76622	99	PSTS-W	75898	58	PTMHD54R-S/S	90019	204	PTS-24R	77665	197
PFRS	76622	103	PSTS-W	75898	65	PTMHD54T	74891	203	PTS-30R	77666	197
PFRS	76622	105	PSTS-W	75898	72	PTMHD54T-S/S	90008	204	PTS-30R-UG	77673	197
PFRS	76622	114	PSTS-W	75898	121	PTMHD54VR	79665	203	PTS-36R	77667	197
PFRS	76622	117	PTEZ-18	90265	193	PTMHD54VR-S/S	90030	204	PTS-36R-UG	77674	197
PFS-ESAC	79073	114	PTEZ-24	90266	193	PTMHD60R	74906	203	PTS-42R	77668	197
PFS-ESAC	79073	117	PTEZ-30	90267	193	PTMHD60R-S/S	90020	204	PTS-42R-UG	77675	197
PHA	73626	89	PTEZ-36	90268	193	PTMHD60T	74892	203	PTS-48R	77669	197
PHA	73626	109	PTEZ-42	90269	193	PTMHD60T-S/S	90009	204	PTS-48R-UG	77676	197
PLSC18	75588	87	PTEZ-48	90270	193	PTMHD60VR	79666	203	PTS-54R	77670	197
PLSC24	75589	87	PTEZDC	90353	193	PTMHD60VR-S/S	90031	204	PTS-54R-UG	77677	197
PLSC30	75590	87	PTEZHD-42/1050	90616	193	PTMHD72R	74907	203	PTS-60R	77671	197
PLSC36	75591	87	PTEZHD-42/1050-UG	90798	193	PTMHD72R-S/S	90021	204	PTS-60R-UG	77678	197
PLSC42	75592	87	PTEZHD-48/1200	90617	193	PTMHD72T	74893	203	PTS-72R	77672	197
PLSC48	75593	87	PTEZHD-48/1200-UG	90799	193	PTMHD72T-S/S	90010	204	PTS-72R-UG	77679	197
PLSC54	75594	87	PTEZHD-54/1350	90618	193	PTMHD72VR	79667	203	PTS-DRK	90100	199
PLSP18	75595	89	PTEZHD-54/1350-UG	90800	193	PTMHD72VR-S/S	90032	204	PTS-EBK	77702	199
PLSP24	75596	89	PTEZHD-56/1400	90795	193	PTMHD84R	74908	203	PTS-HDSR	77692	199
PLSP30	75597	89	PTEZHD-60/1500	90619	193	PTMHD84R-S/S	90022	204	PTS-HIBK	77697	199
PLSP36	75598	89	PTEZHD-60/1500-UG	90801	193	PTMHD84T	74894	203	PTS-IBK	77696	199
PLSP42	75599	89	PTEZHD-64/1600	90796	193	PTMHD84T-S/S	90011	204	PTS-LHSAA	77756	199
PLSP48	75600	89	PTEZHD-72/1800	90620	193	PTMHD84VR	79668	203	PTS-MBK	77700	199
PLSP54	75601	89	PTEZHD-72/1800-UG	90802	193	PTMHD84VR-S/S	90033	204	PTS-MBKUG	77701	199
PMSMK	74916	206	PTEZHD-80/2000	90797	193	PTMSD120R	74912	203	PTS-PA	77699	199
PMSMK2-S/S	90047	207	PTEZHD-84/2100	90621	193	PTMSD120R-S/S	90041	204	PTS-PS	77698	199
PMSMK2	79380	206	PTEZHD-DCK	90805	193	PTMSD120T	74898	203	PTS-RHSAA	77755	199
PMSMKSD	74917	206	PTEZHD-JBBK	90807	193	PTMSD120T-S/S	90037	204	PTS-RR21	77680	197
PMSMKSD-S/S	90056	207	PTEZHD-MBK	90803	193	PTMSD120VR	90054	203	PTS-RR27	77681	197
PP-18	78414	89	PTEZHD-PBK	90804	193	PTMSD120VR-S/S	90045	204	PTS-RR33	77682	197
PP-24	78416	89	PTEZHD-WRBK	90806	193	PTMSD72R	74909	203	PTS-RR39	77683	197
PP-30	78418	89	PTEZMB	90351	193	PTMSD72R-S/S	90038	204	PTS-RR39	77683	197
PP-36	78420	89	PTEZPB	90352	193	PTMSD72T	74895	203	PTS-RR45	77684	197
PP-42	78422	89	PTM24R	75584	203	PTMSD72T-S/S	90034	204	PTS-RR45	77684	197
PP-48	78424	89	PTM24R-S/S	90012	204	PTMSD72VR	90051	203	PTS-RR51	77685	197
PP-54	78425	89	PTM24T	75583	203	PTMSD72VR-S/S	90042	204	PTS-RR51	77685	197
PP-60	78451	89	PTM24T-S/S	90001	204	PTMSD84R	74910	203	PTS-RR57	77686	197
PP72	73017	89	PTM24VR	79669	203	PTMSD84R-S/S	90039	204	PTS-RR57	77686	197
PPS6	73024	89	PTM24VR-S/S	90023	204	PTMSD84T	74896	203	PTS-RR63	77687	197
PSA150	73156	86	PTM30R	74899	203	PTMSD84T-S/S	90035	204	PTS-RR63	77687	197
PSA150	73156	89	PTM30R-S/S	90013	204	PTMSD84VR	90052	203	PTS-RR69	77688	197
PSA150	73156	106	PTM30T	74885	203	PTMSD84VR-S/S	90043	204	PTS-RR75	77689	197
PSA150	73156	109	PTM30T-S/S	90002	204	PTMSD96R	74911	203	PTS-RR81	77690	197
PSSS	74773	89	PTM30VR	79670	203	PTMSD96R-S/S	90040	204	PTS-SAK	77694	199
PSSS	74773	95	PTM30VR-S/S	90024	204	PTMSD96T	74897	203	PTS-SR	77691	199
PSSS	74773	99	PTM36R	74900	203	PTMSD96T-S/S	90036	204	PTS-WMK	78767	199
PSSS	74773	103	PTM36R-S/S	90014	204	PTMSD96VR	90053	203	PV-18	78453	86
PSSS	74773	105	PTM36T	74886	203	PTMSD96VR-S/S	90044	204	PV-24	78415	86
PST2-R	77725	53	PTM36T-S/S	90003	204	PTP-EBKR	79484	202	PV-30	78417	86
PST2-R	77725	56	PTM36VR	79671	203	PTP-HDEBKR	79486	202	PV-36	78419	86
PST2-R	77725	58	PTM36VR-S/S	90025	204	PTP-HDRBK	79492	202	PV-42	78421	86
PST2-S	77724	53	PTM42R	74901	203	PTP-HDRPA	79478	202	PV-48	78423	86

# Index by Ordering Number

ORDERING NUMBER	ITEM CODE	PAGE	ORDERING NUMBER	ITEM CODE	PAGE	ORDERING NUMBER	ITEM CODE	PAGE	ORDERING NUMBER	ITEM CODE	PAGE
PV-54	78454	86	QMTS-P	75845	18	RBAGS-36	76970	147	RBQB1-60/1500	90950	145
PV-60	78455	86	QMTS-P	75845	37	RBAGS-40	75999	147	RBQB1-64/1600	90951	145
PV120-2ESAC	77993	106	QMTS-P	75845	45	RBAGS-42	76971	147	RBQB1-70/1750	90952	145
PV24-ESAC	77981	106	QMTS-P	75845	65	RBAGS-46	76028	147	RBQB1-72/1800	90953	145
PV30-ESAC	77982	106	QMTS-P	75845	72	RBAGS-48	76972	147	RBQC1HD-12	75985	148
PV36-ESAC	77983	106	QMTS-P	75845	121	RBAGS-52	76029	147	RBQC1HD-18	75986	148
PV42-ESAC	77984	106	QMTS-P-S/S	77450	23	RBAGS-54	76973	147	RBQC1HD-24	75987	148
PV48-ESAC	77985	106	QMTS-P-S/S	77450	38	RBAGS-58	76030	147	RBQC1HD-30	75988	148
PV54-ESAC	77986	106	QMTS-P-S/S	77450	46	RBAGS-60	76974	147	RBQC1HD-36	75989	148
PV60-2ESAC	77989	106	QMTS-S-S/S	79056	46	RBAGS-70	76031	147	RBQC1HD-42	75990	148
PV60-ESAC	77987	106	QMTS-W-S/S	77451	23	RBAGS-72	76975	147	RBQC1HD-48	75991	148
PV72	73438	86	QMTS-W-S/S	77451	38	RBAGS-84	76976	147	RBQC1HD-54	75992	148
PV72-2ESAC	77990	106	QMTS-W-S/S	77451	46	RBAGSCM-16	76572	148	RBQC1HD-66	75993	148
PV72-ESAC	77988	106	R-CARK-C24/600	78098	111	RBAGSCM-22	76573	148	RBSE-10	79861	149
PV84-2ESAC	77991	106	R-CARK-C30/750	78099	111	RBAGSCM-28	76574	148	RBSE-16	79862	149
PV96-2ESAC	77992	106	R-CARK-C36/900	78100	111	RBAGSCM-34	76575	148	RBSE-22	79863	149
QB1PCK	90954	145	R-CARK-C42/1050	78101	111	RBAGSCM-40	76576	148	RBSE-28	79864	149
QMT-G	76483	37	R-CARK-C48/1200	78102	111	RBAGSCM-46	76577	148	RBSE-34	79865	149
QMT-G	76483	45	R-CARK-C54/1350	78103	111	RBAGSCM-52	76578	148	RBSE-40	79866	149
QMT-G-S/S	77586	38	R-CARK-C60/1500	78104	111	RBAGSCM-58	76579	148	RBSE-46	79867	149
QMT-G-S/S	77586	46	R-CARK-C72/1800	78105	111	RBAGSCM-70	76581	148	RBSE-52	79868	149
QMT-P	76074	37	R-CARK-V24/600	78106	111	RBAS4-18	76032	150	RBSE-58	79869	149
QMT-P	76074	45	R-CARK-V30/750	78107	111	RBAS4-24	76033	150	RBSE-64	79870	149
QMT-P	76074	65	R-CARK-V36/900	78108	111	RBAS4-30	76034	150	RBSE-70	79871	149
QMT-P	76074	72	R-CARK-V42/1050	78109	111	RBAS4-36	76035	150	RC120-2ESAC	77980	110
QMT-P-S/S	77584	38	R-CARK-V48/1200	78110	111	RBAS4-42	76036	150	RC18	74618	90
QMT-P-S/S	77584	46	R-CARK-V54/1350	78111	111	RBAS4-48	76037	150	RC24	74619	90
QMT-S	79039	45	R-CARK-V60/1500	78112	111	RBAS4-54	76038	150	RC24-ESAC	77968	110
QMT-S	79039	65	R-CARK-V72/1800	78113	111	RBAS4-60	76039	150	RC30	74620	90
QMT-S	79039	72	R-CARK2-C120/3000	78118	111	RBAS4-72	76040	150	RC30-ESAC	77969	110
QMT-S-S/S	79059	46	R-CARK2-C60/1500	78114	111	RBDT-6C	90614	154	RC36	74621	90
QMT-W	76075	37	R-CARK2-C72/1800	78115	111	RBDTXHD-13C	90615	155	RC36-ESAC	77970	110
QMT-W	76075	45	R-CARK2-C84/2100	78116	111	RBDTXHD-6.5C	77517	155	RC42	74622	90
QMT-W	76075	65	R-CARK2-C96/2400	78117	111	RBP1R-L	90648	190	RC42-ESAC	77971	110
QMT-W	76075	72	R-CARK2-V120/3000	78123	111	RBP1R-M	90647	190	RC48	74623	90
QMT-W-S/S	77585	38	R-CARK2-V60/1500	78119	111	RBP1R-S	90646	190	RC48-ESAC	77972	110
QMT-W-S/S	77585	46	R-CARK2-V72/1800	78120	111	RBP1R-XL	90649	190	RC54	74624	90
QMTBK-G	76540	37	R-CARK2-V84/2100	78121	111	RBP1S-L	74560	190	RC54-ESAC	77973	110
QMTBK-G	76540	38	R-CARK2-V96/2400	78122	111	RBP1S-M	74559	190	RC60	74625	90
QMTBK-G	76540	45	RAPEK	77423	131	RBP1S-S	74558	190	RC60-2ESAC	77976	110
QMTBK-G	76540	46	RB38BP	79481	148	RBP1S-XL	74561	190	RC60-ESAC	77974	110
QMTBK-P	76097	37	RB38BP	79481	150	RBPFK-L	75524	192	RC72	74626	90
QMTBK-P	76097	38	RB38BP	79481	151	RBPFK-M	75523	192	RC72-2ESAC	77977	110
QMTBK-P	76097	45	RB6DH	76571	153	RBPFK-S	75522	192	RC72-ESAC	77975	110
QMTBK-P	76097	46	RB6SA	76570	152	RBPFK-XL	75525	192	RC84-2ESAC	77978	110
QMTBK-P	76097	65	RBAER-10	76041	151	RBPIT-L	75529	192	RC96-2ESAC	77979	110
QMTBK-P	76097	72	RBAER-16	76042	151	RBPIT-M	75528	192	RCAP-24/600	77921	113
QMTBK-W	76098	37	RBAER-22	76043	151	RBPIT-S	75527	192	RCAP-30/750	77922	113
QMTBK-W	76098	38	RBAER-28	76044	151	RBPIT-XL	75530	192	RCAP-36/900	77923	113
QMTBK-W	76098	45	RBAER-34	76045	151	RBPMBK	75526	192	RCAP-42/1050	77924	113
QMTBK-W	76098	46	RBAER-40	76046	151	RBPPRET	73163	192	RCAP-48/1200	77925	113
QMTBK-W	76098	53	RBAER-44	76655	151	RBPPRET	73163	199	RCAP-54/1350	77926	113
QMTBK-W	76098	58	RBAER-46	76047	151	RBPRR-L	90652	192	RCAP-60/1500	77927	113
QMTBK-W	76098	65	RBAER-52	76048	151	RBPRR-M	90651	192	RCAP-72/1800	77928	113
QMTBK-W	76098	72	RBAER-58	76049	151	RBPRR-S	90650	192	RDP1-L	74694	157
QMTBK-W	76098	121	RBAER-70	76050	151	RBPRR-XL	90653	192	RDP1-M	74693	157
QMTPAK	76096	37	RBAGM-16	77106	28	RBPSR-L	74564	192	RDP1-S	74692	157
QMTPAK	76096	45	RBAGM-16	77106	147	RBPSR-M	74563	192	RDP1-XL	74695	157
QMTPAK	76096	65	RBAGM-22	77107	28	RBPSR-S	74562	192	RDPBK-L	74701	157
QMTPAK	76096	72	RBAGM-22	77107	147	RBPSR-XL	74565	192	RDPBK-L	74701	159
QMTPAK	76096	121	RBAGM-28	77108	28	RBQB1-16/400	90935	145	RDPBK-M	74700	157
QMTPAK-S/S	77587	38	RBAGM-28	77108	147	RBQB1-18/450	90936	145	RDPBK-M	74700	159
QMTPAK-S/S	77587	46	RBAGM-34	77109	28	RBQB1-22/550	90937	145	RDPBK-S	74699	157
QMTPSBK	76099	37	RBAGM-34	77109	147	RBQB1-24/600	90938	145	RDPBK-S	74699	159
QMTPSBK	76099	45	RBAGM-40	77110	28	RBQB1-28/700	90939	145	RDPBK-XL	74702	157
QMTPSBK	76099	65	RBAGM-40	77110	147	RBQB1-30/750	90940	145	RDPBK-XL	74702	159
QMTPSBK	76099	72	RBAGM-46	77111	28	RBQB1-34/850	90941	145	RDPF-L	75568	159
QMTPSBK	76099	121	RBAGM-46	77111	147	RBQB1-36/900	90942	145	RDPF-M	75567	159
QMTPSBK-S/S	77588	38	RBAGS-16	75995	147	RBQB1-40/1000	90943	145	RDPF-S	75566	159
QMTPSBK-S/S	77588	46	RBAGS-18	76967	147	RBQB1-42/1050	90944	145	RDPF-XL	75569	159
QMTS-G	76484	37	RBAGS-22	75996	147	RBQB1-46/1150	90945	145	RDPMBK	74698	159
QMTS-G	76484	45	RBAGS-24	76968	147	RBQB1-48/1200	90946	145	RDPMSK	74705	159
QMTS-G-S/S	77452	23	RBAGS-28	75997	147	RBQB1-52/1300	90947	145	RMC1	75817	209
QMTS-G-S/S	77452	38	RBAGS-30	76969	147	RBQB1-54/1350	90948	145	RMC1-BCP	76414	209
QMTS-G-S/S	77452	46	RBAGS-34	75998	147	RBQB1-58/1450	90949	145	RMC1-BPP	76415	209



# Index by Ordering Number

ORDERING NUMBER	ITEM CODE	PAGE	ORDERING NUMBER	ITEM CODE	PAGE	ORDERING NUMBER	ITEM CODE	PAGE	ORDERING NUMBER	ITEM CODE	PAGE
RMC1-BPP	76415	211	SACPL-30/750	77888	113	SB5	78790	163	SST2HD-W-S/S	77637	105
RMC1-BULK	75833	209	SACPL-30/750	77888	117	SB5	78790	166	SSTBK-B	76637	103
RMC1-CB	75820	209	SACPL-36/900	77889	109	SB5	78790	169	SSTBK-B	76637	105
RMC1-CB	75820	211	SACPL-36/900	77889	113	SB5	78790	172	SSTBK-B	76637	117
RMC1-CP	75819	209	SACPL-36/900	77889	117	SB5	78790	180	SSTBK-B	76637	126
RMC1-LS	75834	209	SACPL-42/1050	77890	109	SB5	78790	182	SSTBK-W	76636	103
RMC1-LSBPP	76538	209	SACPL-42/1050	77890	113	SB5	78790	184	SSTBK-W	76636	105
RMC1-LSPP	75836	209	SACPL-42/1050	77890	117	SB5	78790	186	SSTBK-W	76636	117
RMC1-PL	75821	209	SACPL-48/1200	77891	109	SHIM-KITH	77550	184	SSTBK-W	76636	126
RMC1-PP	75832	209	SACPL-48/1200	77891	113	SHIM-KITL	77548	163	SSTHB	79582	103
RMC1LS-PL	75835	209	SACPL-48/1200	77891	117	SHIM-KITL	77548	166	SSTHB	79582	117
RMC2	77330	211	SACPL-54/1350	77892	109	SHIM-KITL	77548	169	SSTHB	79582	126
RMC2-FS-1	76558	211	SACPL-54/1350	77892	113	SHIM-KITL	77548	180	SSTHB-S/S	79586	105
RMC2-FSAPK	76559	211	SACPL-54/1350	77892	117	SHIM-KITM	77549	172	SSTHDMK	77870	103
RP-18	78426	92	SACPL-60/1500	77893	109	SHIM-KITM	77549	182	SSTHDMK	77870	117
RP-24	78427	92	SACPL-60/1500	77893	113	SHIM-KITMOD	79989	175	SSTHDMK	77870	126
RP-30	78428	92	SACPL-60/1500	77893	117	SHIM-KITMOD	79989	178	SSTHDPM	77868	103
RP-36	78429	92	SACPL-72/1800	77894	109	SKPU-6x1/2x25	90283	208	SSTHDPM	77868	117
RP-42	78430	92	SACPL-72/1800	77894	113	SKPU-6x3/4x25	90284	208	SSTHDPM	77868	126
RP-48	78431	92	SACPL-72/1800	77894	117	SKPU-8x1/2x25	90285	208	SSTHK	79070	103
RP-54	78432	92	SACPL2-120/3000	77899	109	SKPU-8x3/4x25	90286	208	SSTHK	79070	117
RP-60	78433	92	SACPL2-120/3000	77899	113	SPBV	74742	135	SSTHK	79070	126
RP-72	74612	92	SACPL2-120/3000	77899	117	SPC	74734	135	SSTHK-S/S	79071	105
RSA	76249	92	SACPL2-60/1500	77895	109	SPG	74747	135	SSTLKB	79493	103
RSA	76249	113	SACPL2-60/1500	77895	113	SPG-CVR-A	77387	132	SSTLKB	79493	105
RSA150	73628	90	SACPL2-60/1500	77895	117	SPG-CVR-B	77388	132	SSTLKB	79493	117
RSA150	73628	92	SACPL2-72/1800	77896	109	SPG-CVR-C	77389	132	SSTLKB	79493	126
RSA150	73628	93	SACPL2-72/1800	77896	113	SPG-CVR-D	77390	132	SSTLMB	76072	131
RSA150	73628	95	SACPL2-72/1800	77896	117	SPG-CVR-E	77391	132	SSTOTA	76073	131
RSA150	73628	96	SACPL2-84/2100	77897	109	SPG-CVR-F	77392	132	SSTSMB	76071	131
RSA150	73628	97	SACPL2-84/2100	77897	113	SPG-CVR-G	77393	132	STAK	75847	117
RSA150	73628	98	SACPL2-84/2100	77897	117	SPG-CVR-H	77741	132	STAK	75847	103
RSA150	73628	99	SACPL2-96/2400	77898	109	SPH10	74745	135	STAK	75847	105
RSA150	73628	103	SACPL2-96/2400	77898	113	SPK18	74709	135	STAK	75847	126
RSA150	73628	105	SACPL2-96/2400	77898	117	SPK24	74710	135	STAKHD	75892	103
RSA150	73628	110	SACRH	77883	109	SPK30	74711	135	STAKHD	75892	105
RSA150	73628	113	SACRH	77883	113	SPK36	74712	135	STAKHD	75892	117
RSA150	73628	114	SACRH	77883	117	SPK42	74713	135	STAKHD	75892	126
RSA150	73628	117	SACRHL	77884	109	SPK48	74714	135	STGK2	77867	103
RV-18	78402	90	SACRHL	77884	113	SPK54	74715	135	STGK2	77867	104
RV-24	78403	90	SACRHL	77884	117	SPK60	74716	135	STGK2	77867	117
RV-30	78404	90	SACRKN	77882	109	SPK72	74717	135	STGK2	77867	126
RV-36	78405	90	SACRKN	77882	113	SPKHD120	74721	135	STGK2	77867	126
RV-42	78406	90	SACRKN	77882	117	SPKHD42	74952	135	STGK2-S/S	77635	105
RV-48	78407	90	SACRKT	77886	109	SPKHD48	74953	135	STHDMK2-S/S	77634	105
RV-54	78408	90	SACRKT	77886	113	SPKHD54	74954	135	STHDPM2-S/S	77633	105
RV-60	78409	90	SACRKT	77886	117	SPKHD60	74955	135	STJK	74417	18
RV120-2ESAC	78006	110	SACSK	77052	117	SPKHD72	74718	135	STJK	74417	121
RV24-ESAC	77994	110	SACSRC	77065	117	SPKHD84	74719	135	STJK	74417	139
RV30-ESAC	77995	110	SATZAK	78733	103	SPKHD96	74720	135	STJK-S/S	77334	122
RV36-ESAC	77996	110	SATZAK	78733	104	SPMK2	75578	135	STJM	74775	18
RV42-ESAC	77997	110	SATZAK	78733	126	SPMK3	75579	135	STJM	74775	121
RV48-ESAC	77998	110	SAT2MK	78704	104	SPN	74746	135	STJM	74775	139
RV54-ESAC	77999	110	SAT2MK	78704	126	SPPN	74748	135	STJM-S/S	77332	122
RV60-2ESAC	78002	110	SAT2NCB	78703	104	SPPR	74744	135	STKD	74504	139
RV60-ESAC	78000	110	SAT2NCB	78703	126	SPYS	74743	135	STKHSD	74316	139
RV72	74641	90	SAT2PAT	78735	104	SRBK	74941	136	STKHSS	74313	139
RV72-2ESAC	78003	110	SAT2PAT	78735	126	SSRB	75978	58	STKS	74505	139
RV72-ESAC	78001	110	SAT2PM	78732	104	SST-BUK	76943	103	STLP	79535	129
RV84-2ESAC	78004	110	SAT2PM	78732	126	SST-BUK	76943	126	STS-B	75844	85
RV96-2ESAC	78005	110	SATB	76083	104	SST-BUK-S/S	77636	105	STS-B	75844	95
RV76-S/S	76205	105	SATB	76083	126	SST1HD-B	77878	117	STS-B	75844	103
SAC2-TIP-TL	77866	109	SATHB	76084	104	SST1HD-S	77877	117	STS-B	75844	104
SAC2-TIP-TL	77866	113	SATHB	76084	126	SST1HD-W	77876	117	STS-B	75844	117
SAC2-TIP-TL	77866	117	SB2	79970	175	SST2HD-B	77881	103	STS-B	75844	126
SACHP2	77768	109	SB2	79970	178	SST2HD-B	77881	126	STS-B-S/S	77632	105
SACHP2	77768	113	SB2F	79988	175	SST2HD-B-S/S	77639	105	STS-G	78142	103
SACHP2	77768	117	SB2F	79988	178	SST2HD-G	79041	103	STS-G	78142	126
SACKRP	77885	109	SB4	78789	163	SST2HD-G	79041	126	STS-G-S/S	79057	105
SACKRP	77885	113	SB4	78789	166	SST2HD-G-S/S	79042	105	STS-S	75843	85
SACKRP	77885	117	SB4	78789	169	SST2HD-S	77880	103	STS-S	75843	95
SACPL-24/600	77887	109	SB4	78789	172	SST2HD-S	77880	126	STS-S	75843	103
SACPL-24/600	77887	113	SB4	78789	180	SST2HD-S-S/S	77638	105	STS-S	75843	104
SACPL-24/600	77887	117	SB4	78789	182	SST2HD-W	77879	103	STS-S	75843	117
SACPL-30/750	77888	109	SB4	78789	184	SST2HD-W	77879	126	STS-S	75843	126

# Index by Ordering Number

ORDERING NUMBER	ITEM CODE	PAGE	ORDERING NUMBER	ITEM CODE	PAGE	ORDERING NUMBER	ITEM CODE	PAGE	ORDERING NUMBER	ITEM CODE	PAGE
STS-S-S/S	77631	105	UPSBK	76784	121	UTC24	76713	118	VUBK-L	75573	156
STS-W	75846	95	URCB18/450	76748	118	UTC30	76714	118	VUBK-M	75572	156
STS-W	75846	103	URCB24/600	76749	118	UTC36	76715	118	VUBK-S	75571	156
STS-W	75846	104	URCB30/750	76750	118	UTC42	76716	118	VUBK-XS	75570	156
STS-W	75846	117	URCB36/900	76751	118	UTC48	76717	118	WCLN18-16	71131	219
STS-W	75846	126	URCB42/1050	76752	118	UTC54	76718	118	WCLN24-16	71132	219
STS-W-S/S	77630	105	URCB48/1200	76753	118	UTC60	76719	118	WCLN24-30	71150	219
STTS	74419	18	URCB54/1350	76754	118	UTC72	76720	118	WCLN30-16	71133	219
STTS	74419	121	URCB60/1500	76755	118	UTC84	76721	118	WCLN30-30	71134	219
STTS	74419	139	URCB72/1800	76756	118	UTF18	76724	118	WCLN36-16	71135	219
STTS-S/S	75585	122	URCB84/2100	76757	118	UTF24	76725	118	WCLN36-30	71136	219
TEN-LOCK-KIT	77443	132	URVB18/450	76736	118	UTF30	76726	118	WCLN42-16	71137	219
TRB-HT18	78754	43	URVB18/450	76736	119	UTF36	76727	118	WCLN42-30	71138	219
TRB-HT24	78755	43	URVB24/600	76737	118	UTF42	76728	118	WCLN48-16	71139	219
TRB-HT30	78756	43	URVB24/600	76737	119	UTF48	76729	118	WCLN48-30	71144	219
TRB-HT36	78757	43	URVB30/750	76738	118	UTF54	76730	118	WCLN54-16	71149	219
TRB-HT42	78758	43	URVB30/750	76738	119	UTF60	76731	118	WCLN54-30	71145	219
TRB-HT48	78759	43	URVB36/900	76739	118	UTF72	76732	118	WCLN60-16	71165	219
TRB-HT54	78760	43	URVB36/900	76739	119	UTF84	76733	118	WCLN60-30	71146	219
TRB-HT60	78761	43	URVB42/1050	76740	118	UTV1050J-S/S	77263	119	WCLN72-16	71151	219
TRB-HT66	78762	43	URVB42/1050	76740	119	UTV1200J-S/S	77264	119	WCLN72-30	71147	219
TRB-HT72	78763	43	URVB48/1200	76741	118	UTV1350J-S/S	77265	119	WFRD18-16	72187	218
TRB-HT78	78764	43	URVB48/1200	76741	119	UTV1500J-S/S	77267	119	WFRD18-30	72188	218
TRB18	76485	43	URVB54/1350	76742	118	UTV18	76700	118	WFRD24-16	72189	218
TRB18	76485	146	URVB54/1350	76742	119	UTV1800J-S/S	77269	119	WFRD24-30	72190	218
TRB24	76486	43	URVB60/1500	76743	118	UTV2100J-S/S	77271	119	WFRD30-16	72191	218
TRB24	76486	146	URVB60/1500	76743	119	UTV24	76701	118	WFRD30-30	72192	218
TRB30	76487	43	URVB72/1800	76744	118	UTV30	76702	118	WFRD36-16	72193	218
TRB30	76487	146	URVB72/1800	76744	119	UTV36	76703	118	WFRD36-30	72194	218
TRB36	76488	43	URVB84/2100	76745	118	UTV42	76704	118	WFRD42-16	72195	218
TRB36	76488	146	URVB84/2100	76745	119	UTV450J-S/S	77259	119	WFRD42-30	72196	218
TRB42	76489	43	USB12	90409	59	UTV48	76705	118	WFRD48-16	72197	218
TRB42	76489	146	USB12	90409	62	UTV54	76706	118	WFRD48-30	72198	218
TRB48	76490	43	USB6	90410	59	UTV60	76707	118	WFRD54-16	72199	218
TRB48	76490	146	USB6	90410	62	UTV600J-S/S	77260	119	WFRD54-30	72200	218
TRB54	76491	43	USBBRP	90412	62	UTV72	76708	118	WFRD60-16	72201	218
TRB54	76491	146	USBP	90411	62	UTV750J-S/S	77261	119	WFRD60-30	72202	218
TRB60	76492	43	USMK	76792	121	UTV84	76709	118	WFRD72-16	72203	218
TRB60	76492	146	USMK	76792	121	UTV900J-S/S	77262	119	WFRD72-30	72204	218
TRB66	76493	43	USMK-S/S-M	82885	122	VAK	76416	159	WND18-16	72169	218
TRB66	76493	146	USMKHD-S/S-M	82886	122	VBK-72	74457	156	WND18-30	72170	218
TRB72	76494	43	USP18/450	76772	121	VBK-72	74457	159	WND24-16	72171	218
TRB72	76494	146	USP18/450-S/S	77339	122	VBK-84	74458	156	WND24-30	72172	218
TRB78	76697	43	USP24/600	76773	121	VBK-84	74458	159	WND30-16	72173	218
TRB78	76697	146	USP24/600-S/S	77340	122	VBK-96	74459	156	WND30-30	72174	218
TRB84	77047	43	USP30/750	76774	121	VBK-96	74459	159	WND36-16	72175	218
TRB84	77047	146	USP30/750-S/S	77341	122	VBK-L	73193	156	WND36-30	72176	218
TRB90	77048	43	USP36/900	76775	121	VBK-L	73193	159	WND42-16	72177	218
TRB90	77048	146	USP36/900-S/S	77342	122	VBK-M	73192	156	WND42-30	72178	218
UBTK	76977	121	USP42/1050	76776	121	VBK-M	73192	159	WND48-16	72179	218
UFB18	74448	118	USP42/1050-S/S	77343	122	VBK-S	73191	156	WND48-30	72180	218
UFB24	74449	118	USP48/1200	76777	121	VBK-S	73191	159	WND54-16	72181	218
UFB30	74450	118	USP48/1200-S/S	77344	122	VBK-XS	73190	156	WND54-30	72182	218
UFB36	74451	118	USP54/1350	76778	121	VBK-XS	73190	159	WND60-16	72183	218
UFB42	74452	118	USP54/1350-S/S	77345	122	VCS	73533	159	WND60-30	72184	218
UFB48	74453	118	USP60/1500	76779	121	VMBK	73399	159	WND72-16	72185	218
UFB54	74454	118	USP60/1500-S/S	77347	122	VMF72	74398	159	WND72-30	72186	218
UFB60	74455	118	USP72/1800	76780	121	VMF84	74399	159	XDST-B	90613	62
UFB72	74456	118	USP72/1800-S/S	77349	122	VMF96	74440	159	XDST-P	90612	62
UFB84	74460	118	USP84/2100	76781	121	VMFL	74038	159	XDST-W	90611	62
UHDBTK	76978	121	USP84/2100-S/S	77351	122	VMFM	74037	159	XDSTBK-B	90606	62
UHMK	76793	121	USPB2	79206	121	VMFS	73549	159	XDSTBK-P	90605	62
UHMK	76793	121	USPB2	79206	122	VMFXS	73535	159	XDSTBK-W	90604	62
UHPB2	79207	121	USPK	76790	121	VMLK	74982	159	XDSTJNK	90610	62
UHPB2	79207	122	USPK	76790	121	VP72	74395	159	XDSTMPK	90599	62
UHSPK	76791	121	UST-P	76794	121	VP84	74396	159	XDSTPAK	90600	62
UHSPK	76791	121	UST-S	77757	121	VP96	74397	159	XDSTPSBK	90608	62
UHVC	79453	65	UST-W	76795	121	VPL	73410	159	XDSTS-B	90603	62
UMBK	76789	121	USTSC	79299	121	VPM	73409	159	XDSTS-P	90602	62
UMBK	76789	121	USTSC	79299	121	VPS	73408	159	XDSTS-W	90601	62
UPBK	76785	121	USTSCHD	79300	121	VPXS	73400	159	XDSTTAK	90609	62
UPFCC	79320	98	USTSCHD	79300	121	VSC	74983	159	YCARD-18/450-P	79617	79
UPFCC	79320	103	USTSCK	79202	121	VUBK-72	75574	156	YCARD-18/450-P	79617	81
UPL-S/S-MT	82810	122	USTSCKHD	79204	121	VUBK-84	75575	156	YCARD-18/450-TC	79811	79
UPLHD-S/S-MT	82811	122	UTC18	76712	118	VUBK-96	75576	156	YCARD-18/450-TC	79811	81

# Index by Ordering Number

ORDERING NUMBER	ITEM CODE	PAGE	ORDERING NUMBER	ITEM CODE	PAGE	ORDERING NUMBER	ITEM CODE	PAGE	ORDERING NUMBER	ITEM CODE	PAGE
YCART-18/450-W	79611	79	YCART-48/1200-P	79622	79	YSTHDMB	79849	85	YTAHD-36/900	79805	85
YCART-18/450-W	79611	81	YCART-48/1200-P	79622	81	YSTHDS-BL	79798	85	YTAHD-42/1050	79806	85
YCART-24/600-P	79618	79	YCART-48/1200-TC	79816	79	YSTHDS-GR	79797	85	YTAHD-48/1200	79807	85
YCART-24/600-P	79618	81	YCART-48/1200-TC	79816	81	YSTLBK	79846	81	YTAHD-54/1350	79808	85
YCART-24/600-TC	79812	79	YCART-48/1200-W	79616	79	YSTMB	79843	81	YTAHD-60/1500	79809	85
YCART-24/600-TC	79812	81	YCART-48/1200-W	79616	81	YSTPHDMK	79854	85	YTAHD-72/1800	79810	85
YCART-24/600-W	79612	79	YCART-54/1350-HDP	79820	83	YSTPMK	79848	81	YTHD-36S	79783	82
YCART-24/600-W	79612	81	YCART-54/1350-HDP	79820	85	YSTS-P	79796	81	YTHD-42S	79784	82
YCART-30/750-P	79619	79	YCART-54/1350-HDTC	79832	83	YSTS-Y	79795	81	YTHD-48S	79785	82
YCART-30/750-P	79619	81	YCART-54/1350-HDTC	79832	85	YSTTBK-B	79855	81	YTHD-54S	79786	82
YCART-30/750-TC	79813	79	YCART-54/1350-HDW	79826	83	YSTTBK-W	79847	81	YTHD-60S	79787	82
YCART-30/750-TC	79813	81	YCART-54/1350-HDW	79826	85	YT-18S	79765	78	YTHD-72S	79788	82
YCART-30/750-W	79613	79	YCART-60/1500-HDP	79821	83	YT-24S	79766	78	YTHD-TC-36S	79777	82
YCART-30/750-W	79613	81	YCART-60/1500-HDP	79821	85	YT-30S	79767	78	YTHD-TC-42S	79778	82
YCART-36/900-HDP	79817	83	YCART-60/1500-HDTC	79833	83	YT-36S	79768	78	YTHD-TC-48S	79779	82
YCART-36/900-HDP	79817	85	YCART-60/1500-HDTC	79833	85	YT-42S	79769	78	YTHD-TC-54S	79780	82
YCART-36/900-HDTC	79829	83	YCART-60/1500-HDW	79827	83	YT-48S	79770	78	YTHD-TC-60S	79781	82
YCART-36/900-HDTC	79829	85	YCART-60/1500-HDW	79827	85	YT-C	79574	81	YTHD-TC-72S	79782	82
YCART-36/900-HDW	79823	83	YCART-72/1800-HDP	79822	83	YT-C	79574	79	YTHDW-36S	79789	82
YCART-36/900-HDW	79823	85	YCART-72/1800-HDP	79822	85	YT-HDC	79728	85	YTHDW-42S	79790	82
YCART-36/900-P	79620	79	YCART-72/1800-HDTC	79834	83	YT-HDC	79728	83	YTHDW-48S	79791	82
YCART-36/900-P	79620	81	YCART-72/1800-HDTC	79834	85	YT-HDP	79677	85	YTHDW-54S	79792	82
YCART-36/900-TC	79814	79	YCART-72/1800-HDW	79828	83	YT-HDP	79677	83	YTHDW-60S	79793	82
YCART-36/900-TC	79814	81	YCART-72/1800-HDW	79828	85	YT-HDW	79676	85	YTHDW-72S	79794	82
YCART-36/900-W	79614	79	YST-P	79837	81	YT-HDW	79676	83	YTP-18/450	79587	81
YCART-36/900-W	79614	81	YST-S	79838	81	YT-P	79573	81	YTP-24/600	79588	81
YCART-42/1050-HDP	79818	83	YST-Y	79836	81	YT-P	79573	79	YTP-30/750	79589	81
YCART-42/1050-HDP	79818	85	YSTANK	79857	81	YT-TC-18S	79759	78	YTP-36/900	79590	81
YCART-42/1050-HDTC	79830	83	YSTANKHD	79858	85	YT-TC-24S	79760	78	YTP-42/1050	79591	81
YCART-42/1050-HDTC	79830	85	YSTDBK	79844	78	YT-TC-30S	79761	78	YTP-48/1200	79592	81
YCART-42/1050-HDW	79824	83	YSTDBK	79844	81	YT-TC-36S	79762	78	YTPHD-36/900	79799	85
YCART-42/1050-HDW	79824	85	YSTDBK	79844	131	YT-TC-42S	79763	78	YTPHD-42/1050	79800	85
YCART-42/1050-P	79621	79	YSTGBK	79845	81	YT-TC-48S	79764	78	YTPHD-48/1200	79801	85
YCART-42/1050-P	79621	81	YSTHD-BK	79842	85	YT-W	79572	81	YTPHD-54/1350	79802	85
YCART-42/1050-TC	79815	79	YSTHD-BL	79841	85	YT-W*	79572	79	YTPHD-60/1500	79803	85
YCART-42/1050-TC	79815	81	YSTHD-GR	79839	85	YTA-18/450	79593	81	YTPHD-72/1800	79804	85
YCART-42/1050-W	79615	79	YSTHD-S	79840	85	YTA-24/600	79594	81	YTW-18S	79771	78
YCART-42/1050-W	79615	81	YSTHDBK-B	79856	85	YTA-30/750	79595	81	YTW-24S	79772	78
YCART-48/1200-HDP	79819	83	YSTHDBK-W	79853	85	YTA-36/900	79596	81	YTW-30S	79773	78
YCART-48/1200-HDP	79819	85	YSTHDBK	79850	82	YTA-42/1050	79597	81	YTW-36S	79774	78
YCART-48/1200-HDTC	79831	83	YSTHDBK	79850	85	YTA-48/1200	79598	81	YTW-42S	79775	78
YCART-48/1200-HDTC	79831	85	YSTHDBK	79850	131	YTAC	79623	81	YTW-48S	79776	78
YCART-48/1200-HDW	79825	83	YSTHDBGK	79851	85	YTACHD	79835	85		04140	213
YCART-48/1200-HDW	79825	85	YSTHDLBK	79852	85						







---

*Partners in Productivity*

Av. Jorge Alessandri 11.500 – Edificio 7  
Megacentro San Bernardo, San Bernardo, Santiago, Chile

**Teléfono: 56-2-2896-7870**

**Correo electrónico: [ventaslatam@flexco.com](mailto:ventaslatam@flexco.com)**

**[www.flexco.com](http://www.flexco.com)**