

# Product Handbook

EFFECTIVE JULY 1, 2018

## Flex-Lag<sup>®</sup> Pulley Lagging



10 Solent Circuit, Baulkham Hills NSW 2153, Australia

Customer Service

+61 2 8818 2000

Fax

+61 2 8824 6333

[www.flexco.com](http://www.flexco.com)

# Table of Contents

---

## **Flex-Lag®**

Flex-Lag® Rubber Lagging .....	3
Flex-Lag® Medium Ceramic Lagging .....	4
Flex-Lag® Full Ceramic Lagging.....	5-6
Flex-Lag® Selection Chart-Ceramic .....	7
Flex-Lag® Weld-on Rubber Lagging.....	8
Flex-Lag® Weld-on Full Ceramic Lagging .....	8
Cements and Repair Materials .....	10-11

## **Information**

### **HEAD OFFICE ADDRESS:**

Flexco (Aust.) Pty Ltd  
10 Solent Circuit  
Baulkham Hills, NSW 2153

### **OFFICE TELEPHONE:**

+61 2 8818 2000

### **WESTERN AUSTRALIA OFFICE ADDRESS**

Unit 1/13 Ernest Clark Rd.  
Canning Vale, WA 6155  
Phone: 08 9456 2521  
Fax: 08 9456 2571

### **BUNDABERG OFFICE ADDRESS:**

49 Hanbury Street, Bundaberg, QLD  
4670 Australia  
Ph: 07 4151-0359  
F: 07 4151-0568

### **POSTAL ADDRESS:**

P.O. Box 6365  
Baulkham Hills B.C. NSW 2153

### **EMAIL:**

salesau@flexco.com

### **OFFICE FACSIMILE:**

+61 2 8824 6333

# Flex-Lag® Rubber Lagging

Flex-Lag® Light Duty is supplied in rolls 200 mm wide and 3.3 metres long.  
Alternative lengths and thicknesses are available upon request.

## Flex-Lag® Light Duty Rubber\*

PATTERN	THICKNESS	LENGTH	MATERIAL	ORDERING NUMBER	ITEM CODE
	mm	m			
Light Duty	7.5	3.3	SBR	7.5NLD3.3/1	71077
Light Duty	7.5	3.3	Nitrile	7.5WLD3.3/11	71076

Light Duty Lagging



Flex-Lag® is supplied in rolls 200 mm wide and 6.5 metres long.

Natural and FRAS Rubber have a hardness of 65-75 durometer.

FRAS Rubber has been approved for use in underground coal mines.

For 25 mm and 30 mm thicknesses or special lengths, contact Flexco® Customer Service Department for price and delivery details.


Tolerances - Standard thicknesses plus 0.25 mm minus 0.75 mm

- Width - plus or minus 0.5 mm

## Flex-Lag® Roll Lagging - SBR Rubber\*\*

PATTERN	THICKNESS	LENGTH	ORDERING NUMBER	ITEM CODE
	mm	m		
Diamond	10	6.5	10ND6.5/21	71002
Diamond	12	6.5	12ND6.5/21	71004
Diamond	15	6.5	15ND6.5/21	71006
Diamond	20	6.5	20ND6.5/21	71008
Diamond	25	6.5	25ND6.5/21	71152
Diamond	12	40	12ND40/131	63888
Plain	10	6.5	10NP6.5/21	71010
Plain	12	6.5	12NP6.5/21	71012
Plain	15	6.5	15NP6.5/21	71017
Plain	20	6.5	20NP6.5/21	71021
Plain	25	6.5	25NP6.5/21	71163
Diamond Ceramic	12	6.5	12NDC6.5/21	71155

Diamond Ceramic Lagging



Diamond Grooved Lagging



Plain Grooved Lagging



## Flex-Lag® Roll Lagging - FRAS Rubber\*\*

PATTERN	THICKNESS	LENGTH	ORDERING NUMBER	ITEM CODE
	mm	m		
Diamond	10	6.5	10FRD6.5/21	71014
Diamond	12	6.5	12FRD6.5/21	71016
Diamond	15	6.5	15FRD6.5/21	71018
Diamond	20	6.5	20FRD6.5/21	71019
Diamond	12	40	12FRD40/131	A2951
Plain	10	6.5	10FRP6.5/21	71020
Plain	12	6.5	12FRP6.5/21	71022
Plain	15	6.5	15FRP6.5/21	71015
Plain	20	6.5	20FRP6.5/21	72129
Diamond Ceramic	12	6.5	12FRDC6.5/21	71159

FRAS (Fire Resistant Anti Static)

□ Stock Items (non-shaded) carried in factory inventory.  
■ Made To Order Items (shaded). Lead time: 8-10 weeks.


# Flex-Lag® Medium Ceramic Lagging

No wasted ceramic with easy-to-specify dimensions by using pulley or belt width.

Constructed from individual ceramic tiles molded into high-durometer rubber for superior abrasion resistance.

Horizontal grooves trap and deflect water.

Molded ceramic buttons grip the belt's underside for positive traction and no slippage.



## Specifications:

<b>Temperature Rating</b> 5°F to 185° F (-15° C to 85° C)	<b>Ceramic Compound</b> Aluminum Oxide (Al <sub>2</sub> O <sub>3</sub> )
<b>Rubber Compound</b> SBR (Styrene-Butadiene-Rubber)	<b>Ceramic Hardness</b> 83 HRA Rockwell Hardness Scale A
<b>Rubber Hardness</b> 68 ± 3 Shore A	

## Flex-Lag® Medium Ceramic Lagging - SBR Rubber

THICKNESS	BELT WIDTH	CERAMIC LENGTH	STRIP LENGTH	DIMPLED TILE		SMOOTH TILE	
				ORDERING NUMBER	ITEM CODE	ORDERING NUMBER	ITEM CODE
15	450	474	880	CLMN474-15	61294	CLMN474-15S	62052
	600	626	1032	CLMN626-15	61295	CLMN626-15S	62053
	750	779	1185	CLMN779-15	61296	CLMN779-15S	62054
	900	931	1337	CLMN931-15	61297	CLMN931-15S	62055
	1050	1082	1488	CLMN1082-15	61298	CLMN1082-15S	62056
	1200	1235	1641	CLMN1235-15	61299	CLMN1235-15S	62057
	1350	1388	1794	CLMN1388-15	61300	CLMN1388-15S	62058
	1500	1541	1947	CLMN1541-15	61301	CLMN1541-15S	62059
	1800	1842	2248	CLMN1842-15	61302	CLMN1842-15S	62060
	2100	2155	2561	CLMN2155-15	61303	CLMN2155-15S	62061

## Flex-Lag® Medium Ceramic Lagging - FRAS Rubber

THICKNESS	BELT WIDTH	CERAMIC LENGTH	STRIP LENGTH	DIMPLED TILE		SMOOTH TILE	
				ORDERING NUMBER	ITEM CODE	ORDERING NUMBER	ITEM CODE
15	450	474	880	CLMFR474-15	61308	CLMFR474-15S	62063
	600	626	1032	CLMFR626-15	61309	CLMFR626-15S	62064
	750	779	1185	CLMFR779-15	61310	CLMFR779-15S	62065
	900	931	1337	CLMFR931-15	61311	CLMFR931-15S	62066
	1050	1082	1488	CLMFR1082-15	61312	CLMFR1082-15S	62067
	1200	1235	1641	CLMFR1235-15	61313	CLMFR1235-15S	62068
	1350	1388	1794	CLMFR1388-15	61314	CLMFR1388-15S	62069
	1500	1541	1947	CLMFR1541-15	61315	CLMFR1541-15S	62070
	1800	1842	2248	CLMFR1842-15	61316	CLMFR1842-15S	62071
	2100	2155	2561	CLMFR2155-15	61317	CLMFR2155-15S	62072

FRAS (Fire Resistant Anti Static)

## Flex-Lag Medium Ceramic Lagging - 40 metre rolls

THICKNESS mm	LENGTH mm	ORDERING NUMBER	ITEM CODE
<b>SBR Rubber</b>			
15	40	CLMN-40MTR MEDIUM FLEX-LAG	63765
<b>FRAS</b>			
15	40	CLMFR-40MTR MEDIUM FRAS FLEX-LAG	63788

Lead time: 2 weeks

Stock Items (non-shaded) carried in factory inventory.  
 Made To Order Items (shaded). Lead time: 8-10 weeks.

# Flex-Lag® Full Ceramic Lagging

Flex-Lag® Ceramic Pulley Lagging consists of dimple ceramic tiles moulded into natural rubber. Natural rubber is 12 mm thick and 200 mm wide.

FRAS Ceramic Lagging has been approved for use in underground coal mines.

Flex-Lag Ceramic is also available in 15mm, 20 mm, and 30 mm (maximum) thicknesses. For pricing and delivery times, please contact Flexco®.

Smooth ceramic available on demand. No extra cost.

Thickness tolerance 0.25 mm plus and 0.75 minus

Width - plus or minus 0.5 mm



## Flex-Lag® Full Ceramic Lagging - SBR Rubber

THICKNESS mm	BELT WIDTH mm	CERAMIC LENGTH mm	STRIP LENGTH mm	DIMPLED TILE		SMOOTH TILE	
				ORDERING NUMBER	ITEM CODE	ORDERING NUMBER	ITEM CODE
12	450	460	860	CLN460/18.4-12	71111	CLN460/18.4-12S	79383
12	600	600	1000	CLN600/24-12	71112	CLN600/24-12S	79384
12	750	760	1160	CLN760/30.4-12	71113	CLN760/30.4-12S	79385
12	800	800	1200	CLN800/32-12	71114	CLN800/32-12S	79386
12	900	900	1300	CLN900/36-12	71115	CLN900/36-12S	79387
12	1050	1060	1500	CLN1060/42.4-12	71116	CLN1060/42.4-12S	79388
12	1200	1200	1600	CLN1200/48-12	71039	CLN1200/48-12S	79389
12	1350	1360	1800	CLN1360/54.4-12	71126	CLN1360/54.4-12S	79390
12	1400	1400	1800	CLN1400/56-12	71040	CLN1400/56-12S	79391
12	1500	1520	2000	CLN1520/60.8-12	71127	CLN1520/60.8-12S	79392
12	1600	1600	2000	CLN1600/64-12	71117	CLN1600/64-12S	79393
12	1700	1700	2100	CLN1700/68-12	71041	CLN1700/68-12S	79394
12	1800	1800	2300	CLN1800/72-12	71042	CLN1800/72-12S	79395
12	1900	1900	2400	CLN1900/76-12	71043	CLN1900/76-12S	79396
12	2000	2000	2500	CLN2000/80-12	71037	CLN2000/80-12S	79397
12	2100	2100	2600	CLN2100/84-12	71044	CLN2100/84-12S	79398
12	2200	2200	2700	CLN2200/88-12	71045	CLN2200/88-12S	79399
12	2300	2300	2800	CLN2300/92-12	71046	CLN2300/92-12S	79400
12	2400	2400	2900	CLN2400/96-12	71047	CLN2400/96-12S	79401
12	2500	2500	3000	CLN2500/100-12	71048	CLN2500/100-12S	79402
12	2600	2600	3000	CLN2600/104-12	71049	CLN2600/104-12S	79403
12	2800	2800	3300	CLN2800/112-12	71050	CLN2800/112-12S	79404
12	3000	3000	3300	CLN3000/120-12	71000	CLN3000/120-12S	79405

Stock Items (non-shaded) carried in factory inventory.  
 Made To Order Items (shaded). Lead time: 8-10 weeks.

# Flex-Lag® Full Ceramic Lagging

## Flex-Lag® Full Ceramic Lagging - FRAS Rubber

THICKNESS	BELT WIDTH	CERAMIC LENGTH	STRIP LENGTH	DIMPLED TILE		SMOOTH TILE	
				ORDERING NUMBER	ITEM CODE	ORDERING NUMBER	ITEM CODE
12	450	460	860	CLFR460/18.4-12	71118	CLFR460/18.4-12S	79406
12	600	600	1000	CLFR600/24-12	71119	CLFR600/24-12S	79407
12	750	760	1160	CLFR760/30.4-12	71120	CLFR760/30.4-12S	79408
12	800	800	1200	CLFR800/32-12	71121	CLFR800/32-12S	79409
12	900	900	1300	CLFR900/36-12	71122	CLFR900/36-12S	79410
12	1050	1060	1500	CLFR1060/42.4-12	71123	CLFR1060/42.4-12S	79411
12	1200	1200	1600	CLFR1200/48-12	71005	CLFR1200/48-12S	79412
12	1350	1360	1800	CLFR1360/54.4-12	A1636	CLFR1360/54.4-12S	79413
12	1400	1400	1800	CLFR1400/56-12	71007	CLFR1400/56-12S	79414
12	1500	1520	2000	CLFR1520/60.8-12	71009	CLFR1520/60.8-12S	79415
12	1600	1600	2000	CLFR1600/64-12	71124	CLFR1600/64-12S	79416
12	1700	1700	2100	CLFR1700/68-12	71078	CLFR1700/68-12S	79417
12	1800	1800	2300	CLFR1800/72-12	71079	CLFR1800/72-12S	79418
12	1900	1900	2400	CLFR1900/76-12	71080	CLFR1900/76-12S	79419
12	2000	2000	2500	CLFR2000/80-12	71081	CLFR2000/80-12S	79420
12	2100	2100	2600	CLFR2100/84-12	71082	CLFR2100/84-12S	79421
12	2200	2200	2700	CLFR2200/88-12	71083	CLFR2200/88-12S	79422
12	2300	2300	2800	CLFR2300/92-12	71084	CLFR2300/92-12S	79423
12	2400	2400	2900	CLFR2400/96-12	71085	CLFR2400/96-12S	79424
12	2500	2500	3000	CLFR2500/100-12	71086	CLFR2500/100-12S	79425
12	2600	2600	3000	CLFR2600/104-12	71087	CLFR2600/104-12S	79426
12	2800	2800	3300	CLFR2800/112-12	71088	CLFR2800/112-12S	79427
12	3000	3000	3300	CLFR3000/120-12	71089	CLFR3000/120-12S	79428

FRAS (Fire Resistant Anti Static)

Stock Items (non-shaded) carried in factory inventory.  
 Made To Order Items (shaded). Lead time: 8-10 weeks.



# Flex-Lag® Full Ceramic Lagging

Flex-Lag® Pulley Lagging is manufactured in strips 200 mm wide. It is this width in relation to the pulley circumference that determines the quantity of strips required to lag a pulley. A chart has been set out below for ease of calculation, relating to the pulley diameter.

## FLEX-LAG® INSTALLATION INSTRUCTIONS

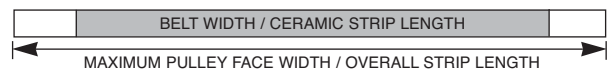
1. Measure pulley diameter and select the number of strips from the selection chart.
2. Cut strips approximately 50-100 mm wider than pulley face.
3. Sandblast pulley surface to obtain a clean surface. If necessary, clean pulley with solvent to remove any grease or oils.
4. Paint pulley surface with one coat of Conti Plus metal primer. Lagging can be fixed to the pulley anytime in the next 7 days. (Allow drying for 30 minutes at room temperature before applying cement.)
5. Apply one coat of Conti Secur BFA to the lagging and the pulley surface. (Remember to add the Activator RE to the tin of cement.) Depending on ambient temperatures, allow drying for 30 minutes at room temperature.
6. Scribe a straight line across the pulley face using a square to the edge of the pulley.
7. Apply second coat of cement to rubber and pulley surface. If the pulley is large, you may want to do this in stages, as you travel around the circumference.
8. Let each surface dry until tacky (use back of the finger test)
9. When tacky, apply the first strip along the scribed line and then carefully press down the full width of the strip. Hammer each strip down with a 'dead-blow' hammer, ensuring there are no air bubbles. A stitching roller can be handy for pressing down the cutting sypes.
10. Apply each subsequent strip in the same manner until there are three strips remaining.
11. Using a few small off-cuts of Flex Lag, work out how the three remaining strips must be cut to ensure they all fit.
12. Apply the remaining strips in the manner set out above. Always fix the widest of the three remaining strips last, as it is the most flexible and easy to use in the gap remaining.
13. Hammer down all strips again and be sure there are no gaps between any of the joints.
14. Trim excess lagging around the circumference of the pulley at a 45° angle.



## SELECTION CHART

Pulley Diameter	Strips	Pulley Diameter	Strips
50 (min) - 67mm	1*	637 - 700 mm	11
68 - 129 mm	2*	701 - 764 mm	12
130 - 196 mm	3*	765 - 827 mm	13
197 - 259 mm	4*	828 - 891 mm	14
260 - 319 mm	5*	892 - 955 mm	15
320 - 381 mm	6	956 - 1018 mm	16
382 - 445 mm	7	1019 - 1082 mm	17
446 - 510 mm	8	1083 - 1145 mm	18
511 - 573 mm	9	1146 - 1210 mm	19
574 - 636 mm	10	1211 - 1300 mm	20

\*Light Duty Lagging only. Rubber Lagging and Ceramic Lagging would be difficult to apply to pulleys with these diameters and is not recommended unless necessary.

## CERAMIC STRIP CONFIGURATION



-  Stock Items (non-shaded) carried in factory inventory.
-  Made To Order Items (shaded). Lead time: 8-10 weeks.

# Flex-Lag® Weld-On Rubber Lagging



## Strip Selection Chart

PULLEY DIAMETER		STRIPS REQUIRED
in.	mm	
16	400	8
18	450	9
24	600	12
30	750	15
36	900	18
42	1050	21
48	1200	24
54	1350	27
60	1500	30
72	1800	36

## Flex-Lag® Weld-on Diamond Lagging

### SBR Rubber

#### 400 - 725 mm Pulley Diameter

BELT WIDTH	STRIP LENGTH	ORDERING NUMBER	ITEM CODE
mm	mm		
450	500	WND18-16	72169
600	650	WND24-16	72171
750	800	WND30-16	72173
900	950	WND36-16	72175
1050	1100	WND42-16	72177
1200	1275	WND48-16	72179
1350	1425	WND54-16	72181
1500	1575	WND60-16	72183
1800	1875	WND72-16	72185

### SBR Rubber

#### 750 mm+ Pulley Diameter

BELT WIDTH	STRIP LENGTH	ORDERING NUMBER	ITEM CODE
mm	mm		
450	500	WND18-30	72170
600	650	WND24-30	72172
750	800	WND30-30	72174
900	950	WND36-30	72176
1050	1100	WND42-30	72178
1200	1275	WND48-30	72180
1350	1425	WND54-30	72182
1500	1575	WND60-30	72184
1800	1875	WND72-30	72186

### FRAS Rubber

#### 400 - 725 mm Pulley Diameter

BELT WIDTH	STRIP LENGTH	ORDERING NUMBER	ITEM CODE
mm	mm		
450	500	WFRD18-16	72187
600	650	WFRD24-16	72189
750	800	WFRD30-16	72191
900	950	WFRD36-16	72193
1050	1100	WFRD42-16	72195
1200	1275	WFRD48-16	72197
1350	1425	WFRD54-16	72199
1500	1575	WFRD60-16	72201
1800	1875	WFRD72-16	72201

FRAS (Fire Resistant Anti Static)

### FRAS Rubber

#### 750 mm+ Pulley Diameter

BELT WIDTH	STRIP LENGTH	ORDERING NUMBER	ITEM CODE
mm	mm		
450	500	WFRD18-30	72188
600	650	WFRD24-30	72190
750	800	WFRD30-30	72192
900	950	WFRD36-30	72194
1050	1100	WFRD42-30	72196
1200	1275	WFRD48-30	72198
1350	1425	WFRD54-30	72200
1500	1575	WFRD60-30	72202
1800	1875	WFRD72-30	72204

FRAS (Fire Resistant Anti Static)

- Stock Items (non-shaded) carried in factory inventory.
- Made To Order Items (shaded). Lead time: 8-10 weeks.



# Flex-Lag® Weld-On Full Ceramic Lagging

WNC weld on ceramic lagging is supplied either flat or radiused.

Recommend rolling of metal back prior to installation.

**WNC weld on ceramic is available in FRAS rubber at a surcharge of 5%.**


## FLAT METAL BACKED LAGGING

Strip Width (mm)	Ordering Number	Item Code	Weight (Kgs)
460	WNC18/450-Flat strip	P2897	1.7
600	WNC24/600-Flat strip	P2898	2.3
750	WNC30/750-Flat strip	P2899	2.9
900	WNC36/900-Flat strip	P2900	3.4
1050	WNC42/1050-Flat strip	P2901	4.5
1200	WNC48/1200-Flat strip	P2902	4.8
1350	WNC54/1350-Flat strip	P2903	5.5
1500	WNC60/1500-Flat strip	P2904	6.0
1800	WNC72/1800-Flat strip	P2905	7.0



## Strip Selection Chart

PULLEY DIAMETER	STRIPS REQUIRED
mm	
400	8
450	9
600	12
750	15
900	18
1050	21
1200	24
1350	27
1500	30
1800	36



## RADIUS METAL BACKED LAGGING

Belt Width	Strip Length	For Pulley Diameters 400-725mm		For Pulley Diameters 725mm and over	
		Ordering Number	Item Code	Ordering Number	Item Code
450	500	WCLN18-16	71131		
600	650	WCLN24-16	71132	WCLN24-30	71150
750	800	WCLN30-16	71133	WCLN30-30	71134
900	950	WCLN36-16	71135	WCLN36-30	71136
1050	1100	WCLN42-16	71137	WCLN42-30	71138
1200	1275	WCLN48-16	71139	WCLN48-30	71144
1350	1425	WCLN54-16	71149	WCLN54-30	71145
1500	1575	WCLN60-16	71165	WCLN60-30	71146
1800	1875	WCLN72-16	71151	WCLN72-30	71147

Stock Items (non-shaded) carried in factory inventory.  
 Made To Order Items (shaded). Lead time: 8-10 weeks.

# Flex-Lag

## FLEX-LAG ADHESIVE

Size and Type	Carton Quantity	Item Code	Weight Kgs
0.8 litre	12	75017	0.8
4.8 litre	1	75019	4.9
200 litre	1	64250	192.0
0.8 litre - White	12	73936	0.8
COVERAGE - 2.5 SQUARE METRES PER LITRE			

**Note:** Conti Secur is not sold in kit form any longer - please order Adhesive and Activator separately

**Note:** 1 x 0.8L tin of Conti Secur (75017) requires 1 x 40ml Activator (70186). 1 x 4.8L tin of Conti Secur (75019) requires 6 x 40ml Activator (70186).

## FLEX-LAG ACTIVATOR

40 ml BOTTLES

Size and Type	Carton Quantity	Item Code	Weight (Kgs)
Activator RE (40 ml)	12	70186	0.1
Activator RFE - White (40 ml)	12	73951	0.1

## FLEX-LAG PRIMER

Size and Type	Carton Quantity	Item Code	Weight (Kgs)
0.8 litre	6	70189	0.9
COVERAGE - 12 SQUARE METRES PER LITRE			



- Stock Items (non-shaded) carried in factory inventory.
- Made To Order Items (shaded). Lead time: 8-10 weeks.

## CONREMA® FILLER RUBBER

Thickness	Item Code	Weight (Kgs)
1.5 mm	70191	6.9
3 mm	70192	11.1

Tacky on both sides & supplied in rolls 500 mm wide & 5 metres long

## CONREMA® REPAIR BANDS

Width	Item Code	Weight (Kgs)
50 mm	70193	1.4
70 mm	70194	2.0
100 mm	70195	3.2
150 mm	70196	4.8
220 mm	70197	6.8
300 mm	73952	9.6

2 mm thick and 10 metres long

## CONREMA® REPAIR BANDS- FABRIC REINFORCED

Width	Item Code	Weight (Kgs)
150 mm	74994	6.0 mm thick - 600 mm x 10 m
220 mm	A1796	9.0
300 mm	75002	12.0

4 mm thick and 10 metres long

## CONREMA® REPAIR FABRIC-EP160

Model/Size	Item Code	Weight (Kgs)
600 mm x 10 m x 1.6 mm (12M <sup>2</sup> )	75020	15.5

2 mm thick - 600 mm x 10 m

## CONREPU® PU REPAIR PASTE

Size and Type	Carton Quantity	Item Code	Weight (Kgs)
Conrepu PU 70 - repair Paste	400	62781	Cartridge and 2 mixing nozzles
Applicator		62782	1 manual

## CORREX® BEIGE SMOOTH SURFACE WITH TACKY BACK (35 Shore A)

Thickness	Item Code	Width
4 mm	62783	1200
6 mm	62784	2000
8mm	62785	2000
10 mm	62786	2000
12 mm	62787	2000
15mm	62788	2000

CORREX® BEIGE: SHORE A HARDNESS 35(+/-5)

10 metre rolls

## CORREX® BLUE (45 Shore A)

Thickness	Item Code	Width
4	62789	1200
6	62790	2000
8	62791	2000
10	62792	2000
12	62793	2000

10 metre rolls

## CORREX® EXTRA SMOOTH SURFACE WITH TACKY BACK (60 Shore A)

Thickness	Item Code	Width
4mm	62794	1200
6 mm	62795	2000
8 mm	62796	2000
10 mm	62797	2000
12 mm	62798	2000
15 mm	62799	2000
20mm	62800	2000

CORREX® EXTRA: SHORE A HARDNESS 60(+/-5)

10 metre rolls

□ Stock Items (non-shaded) carried in factory inventory.  
 ■ Made To Order Items (shaded). Lead time: 8-10 weeks.



---

*Partners in Productivity*

10 Solent Circuit • Baulkham Hills NSW 2153

**Phone: +61 2 8818 2000 Fax: +61 2 8824 6333**

**E-mail: [salesau@flexco.com](mailto:salesau@flexco.com)**

**[www.flexco.com](http://www.flexco.com)**