

# Novitool® Aero® Splice Press

## State-of-the-Art Endless Splicing Technology

Creating a perfect endless splice can be challenging – especially when every second of downtime is costing you money. With the Novitool® Aero® Splice Press, endless belt splicing just got easier, faster, and more consistent. The Aero Press is ideal for splicing lightweight, thermoplastic belting, and with cycle times as short as 8 minutes, the Aero allows your belt to be up and running fast, helping you minimize downtime and maximize productivity.

### Quick Cycle Time

- Short cycle time of 8-12 minutes
- Forced air cooling in both top and bottom beams, along with fast cycle times allows the press to be used in a high volume belt shop splicing environment
- Portability, easy set up, and short splice time allows for on-site splicing with little downtime

### Easy to Program

- Intuitive, easy to navigate HMI controls
- Over 1,000 splice recipes can be stored on the press

### High Quality Splices

- Flexco has designed and constructed the press with the latest technology to ensure the finished splice is the highest quality for splice longevity
- Storage and retrieval of splice recipes ensures they are consistently used from operator to operator, and from tool to tool, for any specified splice parameter

- ✓ Internal Controls
- ✓ Internal Air Compressor
- ✓ Internal Top & Bottom Air Cooling Fans



Patent number: US 9,090,022 B1 and other Patents Pending

[www.flexco.com](http://www.flexco.com)

**FLEXCO**

# NOVITool® AERO® Splice Press

## Intuitive HMI Controls

The Human Machine Interface (HMI) controls and simple menu navigation allows users to enter or access splice parameters with ease.


- Scroll through and select text using the convenient rotary dial
- 4 lines of text display on screen
- Menus are simple and intuitive
- All splice parameters are managed through the single control
  - ▷ Top temperature
  - ▷ Bottom temperature
  - ▷ Pressure
  - ▷ Time
  - ▷ Preheat
  - ▷ Cool down temperature
  - ▷ Recipe storage and access




*Programming the Aero® Press is particularly easy with an HMI control panel, and the intuitive scroll through navigation means you'll be producing your first high quality splice in no time.*



*An exclusive feature of the Aero® is the ability to store over 1,000 recipes on the press.*



*Integrated Air Cooling – cooling fans are positioned in both top and bottom beams, reducing cool down time after splice is complete. Average splice times of 8-12 minutes can be expected.*



*Wide Effective Heat Zone of 150 mm allows for easy positioning of the splice within the press.*



*For easier handling in the workshop, the Aero® Workshop Stand is available for press widths 625, 925, and 1225. Using the stand helps improve workshop efficiency, yet the press is easily removed from the stand for job site use.*

# NOVITool® AERO®

## Splice Press



Ability to set **independent temperatures** of top and bottom heating elements to ensure optimal splice.



The Aero Press **accommodates multiple voltages** based on the power cord selected. Refer to the chart below.

Aero® Voltage Compatibility						
VOLTAGE	625	925	1225	1525	1835	2135
110V 1PH	X	X	X			
230V 1PH	X	X	X	X	X	X
230V 3PH	X	X	X	X	X	X
400V+N3PH	X	X	X	X	X	X
400V 3PH				X	X	X
460V 3PH				X	X	X



**Portable storage case** makes transport easy and includes storage for power cords. Shallow bottom makes it easy to remove larger presses.




**Designed to Meet Stringent Safety Requirements,** The Novitool® Aero® has been assessed by an independent company to meet CE requirements for high safety, health, and environmental protection, demonstrating the Flexco level of commitment to both Safety and Quality for our customers.

## Aero® Recipe Management Tool

The proprietary Flexco Aero® Recipe Management Tool makes it easy to import, create, or modify recipes. Recipes can then be exported from the tool and transferred to your press via a USB flash drive. Users with multiple presses can quickly load the same set of recipes to all of their equipment.



99 recipes can be input and stored directly on the press, while 990 additional recipes can be input through the Aero Recipe Management Tool on your computer and transferred to the press via a USB flash drive.



The Recipe Tool allows for easy entry and modification of recipes. Recipes can be categorized in "Groups" for quick access.



Load saved recipes to ensure consistent, high quality splice performance, regardless of which technician is operating the press.

**FLEXCO**

# NOVITOOL® AERO® Splice Press

## Aero® Ordering Information

Belt Width mm	Ordering Number	Item Code
625	AERO-625	09000
925	AERO-925	09001
1225	AERO-1225	09002
1525	AERO-1525	09003
1835	AERO-1835	09004
2135	AERO-2135	09005



## Aero® Tool Specifications

Specifications	Aero® 625	Aero® 925	Aero® 1225	Aero® 1525	Aero® 1835	Aero® 2135
Effective splice length	625 mm	925 mm	1225 mm	1525 mm	1835 mm	2135 mm
Effective splice width	150 mm	150 mm	150 mm	150 mm	150 mm	150 mm
Upper weight	18.23 kg	24.6 kg	30.4 kg	43.6 kg	50 kg	56.6 kg
Lower weight	20.8 kg	26.8 kg	33.1 kg	45.7 kg	52.6 kg	60 kg
Total weight	39.9 kg	52.7 kg	65.2 kg	91.5 kg	105 kg	119.4 kg
Length	825 mm	1125 mm	1425 mm	1725 mm	2025 mm	2325 mm
Height upper part	160 mm	160 mm	160 mm	185 mm	185 mm	185 mm
Height lower part	85 mm	85 mm	85 mm	140 mm	140 mm	140 mm
Overall height	245 mm	245 mm	245 mm	325 mm	325 mm	325 mm
Max. pressure	2 bar	2 bar	2 bar	2 bar	2 bar	2 bar
Max. temperature	200 °C	200 °C	200 °C	200 °C	200 °C	200 °C
Temperature ratings	-20C to +40C Operating -25C to +50C Storage	-20C to +40C Operating -25C to +50C Storage	-20C to +40C Operating -25C to +50C Storage	-20C to +40C Operating -25C to +50C Storage	-20C to +40C Operating -25C to +50C Storage	-20C to +40C Operating -25C to +50C Storage
Transport dimensions	1200 mm x 405 mm x 635 mm	1500 mm x 405 mm x 635 mm	1800 mm x 405 mm x 635 mm	2100 mm x 405 mm x 710 mm	2450 mm x 405 mm x 710 mm	2500 mm x 533 mm x 710 mm

## Aero® Power Compatibility and Power Cord Specifications

Power	Country	625	925	1225	1525	1835	2135	Plug End	Ordering Number	Item Code
3ph 400V +N	SG	F	F	F	F	F	F		AERO-G3-CBL-400V3PH+N-IEC60309	09012
3ph 400V no N	ID, VN, MY, TH	N/A	N/A	N/A	F	F	F		AERO-G3-CBL-400V3PH-N-IEC60309	09013
1ph 110V	TW	R	R	R	N/A	N/A	N/A	N/A	AERO-G3-CBL-110V1PH	09364
1ph 220, 230V	VN, PH, SG, MY, ID, TH, KR, PK, BD	F	F	F	F	R	R	N/A	AERO-G3-CBL-230V1PH	09365
3ph 220V	TW	F	F	F	R	R	R	N/A	AERO-G3-CBL-230V3PH	09366
3ph 440V, 460V	VN, PH, KR	N/A	N/A	N/A	F	F	F	N/A	AERO-G3-CBL-400V460V3PH	09367

(F= full power operation, R= reduced power operation)

Authorised Distributor: