



AUSTRALIA

Product Handbook

Conveyor Belt Splicing Systems

Effective 1 July 2017



10 Solent Circuit
Baulkham Hills NSW 2153
Phone: +612 8818 2000 Fax: +612 8824 6333
Toll Free: 1300 098 435
E-mail: salesau@flexco.com
www.flexco.com

INFORMATION

OFFICE ADDRESS: Flexco (Aust.) Pty Ltd
10 Solent Circuit
Baulkham Hills, NSW 2153

**WESTERN AUSTRALIA
OFFICE ADDRESS:** Unit 1/13 Ernest Clark Rd.
Canning Vale, WA 6155
Phone: 08 9456 2521
Fax: 08 9456 2571

BUNDABERG OFFICE ADDRESS: 49 Hanbury Street
Bundaberg, QLD 4670
Phone: 07 4151-0359
Fax: 07 4151-0568

POSTAL ADDRESS: P.O. Box 6365
Baulkham Hills B.C. NSW 2153

EMAIL: salesau@flexco.com
marketingau@flexco.com

PHONE: +61 2 8818 2000

FAX: +61 2 8824 6333

TERMS AND CONDITIONS: Prices are in AUD exclusive of GST.

1. Grey shaded items are not typically stocked—please contact Customer Service for lead times.
2. Strictly Net 30 days unless otherwise negotiated.
3. 3rd party deliveries may be refused—please contact Customer Service.
4. Flexco aims to dispatch all standard stock orders by the day following receipt of order.

LIMITED LIABILITY: Every effort is made to ensure the information contained in this price book is accurate and in accordance with all current specifications, however, the company cannot be held responsible for any errors and reserves the right, without prior notice, to change specifications, quantities, and prices.

Visit our Web site at: www.flexco.com

Table of Contents

ANCHOR™/CLIPPER® WIRE HOOKS	6-32
Anchor™/Clipper® Wire Hook Fastening System Overview	6
General Hook Information	7
Anchor™ Wire Hook Fastening System	8-9
Anchor™/Clipper® Hook and Pin Selection Chart.....	10
Clipper® Carded Hooks	11-18
Unibar® Hooks	19-20
Connecting Pins	21-23
G Series Lacers	24-29
CLIPPER® LAUNDRY PATCH FASTENER	30-32
Clipper® Laundry Patch Fastener Overview	30
Patch Fasteners, Production Lacers	31-32
ALLIGATOR® CONVEYOR BELT LACING	33-36
Alligator® Lacing Fastening System Overview	33
Steel Lacing.....	34
316 Stainless Lacing	35
Hinge Pins	36
ALLIGATOR® TRANSMISSION BELT LACING	37
ALLIGATOR® READY SET™ STAPLE BELT FASTENERS	38-42
Alligator® Ready Set™ Fastening System Overview.....	38
No. 62, No. 125, No. 187 Staple Fasteners	39
Hinge Pins	40
Installation Tools	41-42
MegAlloy® Staple Fasteners.....	42
ALLIGATOR® RIVET FASTENERS	43-44
Alligator® Rivet Fastening System Overview.....	43
Rivet Fasteners, Hinge Pins, Installation Tools	44
ALLIGATOR® NON-METALLIC FASTENERS	45-47
Alligator® Non-Metallic Fastening System Overview.....	45
Fasteners, Hinge Pins.....	46
Installation Tools	46
Spiral Lacing	47
ALLIGATOR® V-BELT FASTENERS	48-49
Alligator® V-Belt Fastening System Overview.....	48
Fasteners, Tools.....	49
LIGHT-DUTY BELT MAINTENANCE TOOLS	50-51
BELT FABRICATION TOOLS	52-56
Novitool® Overview.....	52
Aero® Splicing Press	53
Aero® 300 Splicing Press	54
Amigo™ Monolithic Press.....	55
Ply130™ Separator	56
PunM™ Punch Press.....	56

Table of Contents (cont.)

FGP FOOD GRADE PRIMARY CLEANER	57-59
FGP Food Grade Primary Cleaner Overview	57
FGP Food Grade Primary Cleaner	58
FGP Food Grade Primary Cleaner Replacement Parts.....	59
LIGHT-DUTY TRANSFER SOLUTIONS	60-62
Transfer Solutions Overview	60
Hitch Guards.....	61
Segmented Transfer Plates.....	62
TATCH-A-CLEAT® BELT CLEATS	63-66
General Cleat Information.....	63
Mechanical Cleats	64-65
Bondable Cleats	66
FLEXCO® BOLT HINGED FASTENERS	67-70
Flexco® Bolt Hinged Fastening System Overview	67
No. 375X Fasteners.....	68
No. 550.....	68
Hinge Pins	68
Installation Tools	69-70
FLEXCO® RIVET HINGED FASTENERS	71-79
Flexco® Rivet Hinged Fastening System Overview	71
Flexco® R2 Medium-Duty Rivet Hinged Fasteners	72
Fasteners, Rivets.....	73-74
Rivets, Hinge Pins	75-76
Installation Tools	77-79
FLEXCO® SOLID PLATE FASTENERS	80-84
Flexco® Solid Plate Fastening System Overview.....	80
Fasteners	81
Installation Tools	82-83
Extra bolts and Nuts, Rip Repair	84
HEAVY-DUTY BELT MAINTENANCE AND SAFETY TOOLS	85-87
Belt Cutters, Belt Skiver.....	85
Belt Clamps, Belt Lifter	86
Tools and Accessories	87
INDEX	88-106
By Ordering Number	88-99
By Item Code.....	100-106



How Anchor™/Clipper® Hooks Work

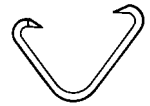
The Clipper® Hook design incorporates a double-staggered grip pattern that gives wire hooks exceptional holding power without degrading the integrity of the belt carcass. The points of the fastener pass through the belt carcass and are formed over, locking the carcass between them.

This low profile splice is highly compatible with conveyor components and compliant with the need for reduced operating noise. Additional splice strength and consistency of splice installation is obtained through precision machine application.

Applications	Installation Method	What You Need for Installation
<ul style="list-style-type: none"> • Package and Parts Handling • Food Processing • Checkout Counters • Commercial Laundries • Filter Media • Agriculture 	<p>Depending on the application, Clipper® Hooks can be installed with on-site maintenance lacers such as the Roller Lacer®, Roller Lacer® Gold Class™, or Microlacer®, Production Lacers for high volume lacing (Pro 400, Pro 600, Pro 6000, or Electric Hydraulic Lacers), or Specialty Lacers such as the Plier-Tape Lacer, Vice Lacer, Baler Belt Lacer. Please contact Flexco to discuss your application.</p>	<ul style="list-style-type: none"> • Hooks • Connecting Pin • Installation Tool
How to Specify the Correct Clipper® Fastener	Fastener Metal Selection	Hinge Pin Selection
<ol style="list-style-type: none"> 1. Measure your Belt Thickness (kN/m, PIW). 2. Measure the Diameter of the Smallest Pulley in your Drive with Belt Wrap more than 90°. 3. Using the selection chart on page 6, identify possible hook choices. 4. Narrow selections by selecting desired wire diameter. <ul style="list-style-type: none"> • Larger wire diameter provides greater strength and abrasion resistance. • Smaller wire diameter provides less noise and less wear on conveyor components. 5. If multiple choices remain, select either carded or Unibar® style fastener. 	<p>Galvanized Steel. For basic applications, galvanized steel is recommended.</p> <p>Stainless Steel. Type 430 and Type 316 Stainless Steel offers more resistance than steel to abrasion, acids, chemicals, rusting, and magnetic attraction.</p> <p>High Tensile. Added abrasion resistance and fastener retention strength.</p> <p>Specialty Metal.</p> <ul style="list-style-type: none"> • Coated Steel • Rectangular High Tensile • Monel® • Inconel® • Phosphor Bronze • Hastelloy • Black Oxide 	<p>DSS DuraStainless™ - stainless spring steel core with filled nylon coating for superior abrasion resistance, flat belts only.</p> <p>DL Duralink™ - braided stainless cable with filled nylon coating for superior abrasion resistance, crowned pulley or troughed belts.</p> <p>NY Nylosteel - spring steel core with nylon coating for use with galvanized or high tensile fasteners, flat or troughed belts.</p> <p>NYS Nylostainless - stainless spring steel core with nylon coating for use with stainless steel fasteners, flat belts only.</p> <p>NCS Nylon Covered Stainless Steel Cable - braided stainless cable with nylon coating for applications with stainless fasteners, crowned pulley or troughed belts.</p>

Please see page 10 for Anchor/Clipper Fastener selection chart.

General Hook Information



HOW TO SELECT THE PROPER HOOK SIZE

1. Measure the belt thickness and pulley diameter.
2. Determine the possible options that could be used, based on the chart on page 10.
3. Select the proper hook from the specification chart.
4. If hook specifications overlap into more than one size, select the fastener which best meets your needs. NOTE: If maximum strength is of primary importance, choose the hook with the largest diameter wire. If low profile is needed select the hook with the smallest diameter wire.
5. Select the type of metal which best fits your application requirements.

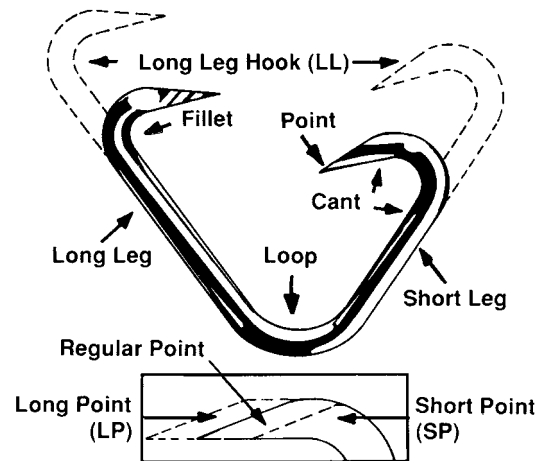
SPECIAL LENGTH CARDS

Anchor™/Clipper® hooks can be ordered in special length cards or Unibar® strips for specific applications.

This eliminates time consuming card cutting by hand.

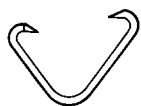
All special length cards are shipped without pins.

Please call Customer Service for pricing and lead times.



FASTENER MATERIAL CHARACTERISTICS

METAL	MAGNETIC	ABRASION RESISTANCE	CHEMICAL RESISTANCE	RUST RESISTANCE	SPARKING/ NON-SPARKING	AVAILABLE CLIPPER SIZES
Galvanized	Yes	Good	Poor	Good	Sparking	25, 1, 2-7
Coated Steel	Yes	Good	Poor	Poor	Sparking	U2-U3
Steel	Yes	Good	Poor	Poor	Sparking	U4-U7
High Tensile Steel	Yes	Good to Excellent	Fair	Good	Sparking	1, 2-7
Rectangular High Tensile Steel	Yes	Good to Excellent	Fair	Good	Sparking	4-1/2
430 Stainless Steel	Yes	Good	Fair to Good	Good	Sparking	1, 2-7, UX-1, U2SP - U7
316L Stainless Steel	Slightly	Good	Good to Excellent	Excellent	Sparking	25, 30, 36, 1, 2-7, UX-1, UCM36, UA2, UA3
Monel® 400	Slightly	Fair	Excellent	Excellent	Sparking	25, 1, 2-4
Inconel® 600	No	Fair	Excellent	Excellent even at elevated temp.	Sparking	2-4
Phosphor Bronze	No	Good	Poor	Good	Non-sparking	2-4
Hastelloy C-22	No	Good	Excellent	Excellent	Sparking	36, UCM
Black Oxide	Yes	Good	Poor	Fair	Sparking	25



Anchor™ Hook System

FASTENERS

ANCHOR™ CARDED HOOKS

HOOK SIZE	ORDERING NUMBER (BOX)	ITEM CODE	WIRE DIAM & PITCH	BELT THICKNESS & MIN PULLEY DIAM	CARDS PER BOX & LENGTH	WT. PER BOX KGS.
#25 316 STAINLESS-WITH PINS						
25	25SP-SS-050W	19838	0.62 mm	Up to 2.0 mm	200	0.4
			1.7 mm	25 mm	50	
	25SP-SS-063W	19841	0.62 mm	Up to 2.0 mm	200	0.5
			1.7 mm	25 mm	63	
	25LLSP-SS-075W	19842	0.62 mm	Up to 2.0 mm	200	0.6
			1.7 mm	50 mm	75	
#25 316 STAINLESS-WITHOUT PINS						
25	25SP-SS-300	18175	0.62 mm	Up to 2.0 mm	24	0.1
			1.7 mm	25 mm	300	
	25-SS-300	18176	0.62 mm	2.0 - 2.5 mm	24	0.3
			1.7 mm	25 mm	300	
	25LLSP-SS-300	18177	0.62 mm	Up to 2.0 mm	24	0.2
			1.7 mm	50 mm	300	
	25LL-SS-300	18178	0.62 mm	Up to 2.0 mm	24	0.4
			1.7 mm	50 mm	300	
#4 430 STAINLESS-WITHOUT PINS						
4	4-S-300	18316	1.38 mm	5.0 - 6.7 mm	12	0.3
			3.67 mm	100 mm	300	

ANCHOR™ ORDERING NUMBER REFERENCE

XSP	Extra Short Point
SP	Short Point
LP	Long Point
XLP	Extra Long Point
LL	Long Leg
SL	Short Leg
G	Galvanized
HT	High Tensile
RHTX	Rectangular Wire
S	430 Stainless Steel
SS	316 Stainless Steel

"G" SERIES LACING SYSTEM

ORDERING NUMBER	ITEM CODE	STRIPS	BELT THICKNESS RANGE	MIN PULLEY DIAM	WT. KGS.
316 STAINLESS STEEL WITH HINGE PINS (PITCH 4.00 mm)					
G001A-SS-300W	00882	12 x 300 mm (6 sets)	Up to 1.5 mm	25 mm	0.09
G001-SS-1200W	00883	8 x 1200 mm (4 sets)	1.5 - 2.0 mm	25 mm	0.4
G002-SS-1200W	00884	8 x 1200 mm (4 sets)	2.0 - 2.5 mm	35 mm	0.5
G003-SS-1200W	00885	8 x 1200 mm (4 sets)	2.5 - 3.5 mm	50 mm	0.5
G003-SS-1700W	00706	8 x 1700 mm (4 sets)	2.5 - 3.5 mm	50 mm	0.7
G006-SS-1050W	00708	8 x 1050 mm (4 sets)	2.5 - 3.0 mm	60 mm	0.5
G006-SS-1200W	00886	8 x 1200 mm (4 sets)	2.5 - 3.0 mm	60 mm	0.4
G006-SS-1700W	00709	8 x 1700 mm (4 sets)	2.5 - 3.0 mm	60 mm	0.4
G008-SS-1200	05546	8 x 1200 mm (4 sets)	3.0 - 5.0 mm	75 mm	0.4
G008-SS-1500	05548	8 x 1500 mm (4 sets)	3.0 - 5.0 mm	75 mm	0.4

HINGE PINS (EXTRA)

316 STAINLESS STEEL

CSP 1.20 CORRUGATED HINGE PIN (30 METRE COILS)

ITEM CODE	WT. KGS.
00719	0.1

INSTALLATION TOOLS

VICE LACER

VLG200 VICE LACER (WIDTH 200 mm)

ITEM CODE	WT. KGS.
00908	0.9


MAINTENANCE LACERS


MICROLACER™, ROLLER LACER™

See Clipper® section pages 24-26.

HYDRAULIC LACERS

Contact Flexco customer service.

 **Stock Items** (non-shaded) standard lead time is 3 working days.

 **Made To Order Items** (shaded) extended lead time, minimum order may apply.

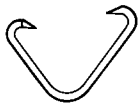
Special Metals and **Special Length** Cards are available. Request quote for price and delivery.



FASTENERS

ANCHOR™ TIE-BAR™ SERIES HOOKS

HOOK SIZE	ORDERING NUMBER (BOX)	ITEM CODE	WIRE DIAM (mm)	BELT THICKNESS (mm)	CARDS PER BOX	WT. PER BOX KGS.
			PITCH (mm)	MIN PULLEY DIAM (mm)	LENGTH (mm)	
A40, A2-A4 316 STAINLESS - WITHOUT PINS						
A40	A40SP-SS-600	00824	1.00	2.0 - 3.0	10	0.3
			3.175	50	600	
	A40-SS-300	18425	1.00	2.0 - 3.0	10	0.3
			3.175	50	300	
	A40-SS-600	18505	1.00	3.0 - 4.0	10	0.3
			3.175	50	600	
	A40LLSP-SS-300	00828	1.00	2.0 - 3.0	12	0.3
3.175			75	300		
A40LL-SS-300	18426	1.00	3.0 - 4.0	12	0.3	
		3.175	75	300		
A40LL-SS-600	18506	1.00	3.0 - 4.0	10	0.3	
		3.175	75	600		
A40LL-SS-1000	18391	1.0	3.0 - 4.0	10	1.0	
		3.175	75	1000		
A2	A2-SS-600	00562	1.20	3.0 - 4.0	10	0.4
			3.67	50	600	
A3	A3-SS-600	00563	1.20	4.0 - 5.0	10	0.5
			3.67	75	600	
A4	A4-SS-600	00564	1.38	5.0 - 6.5	10	0.3
			3.67	100	600	
A40, A2-A4, A40, A2-A4 430 STAINLESS - WITHOUT PINS						
A40	A40SP-S-600	00814	1.00	2.0 - 3.0	10	0.2
			3.175	50	600	
	A40-S-300	18398	1.00	3.0 - 4.0	12	0.1
			3.175	50*	300	
	A40-S-600	18405	1.00	3.0 - 4.0	10	0.2
			3.175	50	600	
	A40LLSP-S-300	00818	1.00	2.0 - 3.0		0.3
3.175			75	300		
A40LL-S-300	18399	1.00	3.0 - 4.0	12	0.3	
		3.175	75	300		
A40LL-S-600	18406	1.00	3.0 - 4.0	10	0.3	
		3.175	75	600		
A2	A2-S-300	00382	1.20	3.0 - 4.0	12	0.3
			3.67	50	300	
A2-S-600	00421	1.20	3.0 - 4.0	10	0.3	
		3.67	50	600		
A3	A3-S-300	00383	1.20	4.0 - 5.0	10	0.3
			3.67	75	300	
A3-S-600	00422	1.20	4.0 - 5.0	10	0.3	
		3.67	75	600		
A4	A4-S-300	00384	1.38	5.0 - 6.5	10	0.3
			3.67	100	300	
A4-S-600	00423	1.38	5.0 - 6.5	10	0.5	
		3.67	100	600		
A2-A4 COATED STEEL - WITHOUT PINS						
A2	A2-300	00833	1.20	3.0 - 4.0	12	0.3
			3.67	50	300	
A2-1200	00703	1.20	3.0 - 4.0	10	1.4	
		3.67	50	1200		
A3	A3-300	00834	1.20	4.0 - 5.0	12	0.3
			3.67	75	300	
A3-1200	00704	1.20	4.0 - 5.0	10	1.6	
		3.67	75	1200		



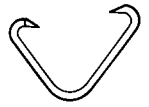
Anchor™/Clipper® Hook and Pin Selection Chart

FASTENER AND PIN SIZE SELECTION CHART														
Minimum Pulley Diameter	Wire Diameter	Connecting Pin Size	Belt Thickness											
			1.2 mm	1.6 mm	2.4 mm	3.2 mm	4.0 mm	4.8 mm	5.6 mm	6.4 mm	7.1 mm	7.9 mm	9.0 mm	10.0 mm
			Up to .047" 3/64"	.063" 1/16"	.093" 3/32"	.125" 1/8"	.156" 5/32"	.187" 3/16"	.219" 7/32"	.25" 1/4"	.281" 9/32"	.313" 5/16"	.343" 11/32"	.39" 25/64"
24 mm 15/16"	0.6 mm/.025"	1.7 mm/.065"	25SP*											
	0.6 mm/.025"	1.7 mm/.065"	25											
	0.9 mm x 0.7 mm .036" x .027"	1.7 mm/.065"	UCM36SL XSP											
	0.9 mm x 0.7 mm .036" x .027"	1.7 mm/.065"		UCM36SL SP										
	0.6 mm/.025"	1.7 mm/.065"		25LP*										
51 mm 2"	0.9 mm x 0.7 mm/ .036" x .027"	1.7 mm/.065"	UCM36 XSP											
	0.8 mm/.030"	1.7 mm/.065"	30*											
	0.9 mm x 0.7 mm/ .036" x .027"	1.7 mm/.065"		UCM36 SP*										
	0.9 mm x 0.7 mm/ .036" x .027"	1.7 mm/.065"		36 SP*										
	1.0 mm/.040"	1.7 mm/.065"		1 XSP*										
	0.8 mm/.030"	1.7 mm/.065"		30P*										
	1.0 mm/.040"	1.7 mm/.065"		UX-1 SP*										
	0.9 mm x 0.7 mm/ .036" x .027"	1.7 mm/.065"		UCM36*										
	0.9 mm x 0.7 mm/ .036" x .027"	1.7 mm/.065"		36*										
	1.0 mm/.040"	1.7 mm/.065"		1 SP*										
	0.9 mm x 0.7 mm/ .036" x .027"	1.7 mm/.065"			UCM36 LP*									
	1.0 mm/.040"	1.7 mm/.065"			1*									
	1.0 mm/.040"	1.7 mm/.065"			UX-1*									
	1.2 mm/.047"	2.4 mm/.093"			UA2									
	1.4 mm/.054"	2.4 mm/.093"			U2 SP									
	1.4 mm/.054"	2.4 mm/.093"			2SP									
	1.4 mm/.054"	2.4 mm/.093"				U2								
1.4 mm/.054"	2.4 mm/.093"				2									
1.2 mm/.047"	2.4 mm/.093"				UA3									
76 mm 3"	1.4 mm/.054"	2.4 mm/.093"			U3-1									
	1.4 mm/.054"	2.4 mm/.093"			3-1									
	1.4 mm/.054"	2.4 mm/.093"			U3-2									
	1.4 mm/.054"	2.4 mm/.093"			3									
	1.4 mm/.054"	2.4 mm/.093"			U3									
	1.4 mm/.054"	2.4 mm/.093"			3-4 1/2									
102 mm 4"	1.4 mm/.054"	2.8 mm/.109"			4-2									
	1.4 mm/.054"	3.2 mm/.125"			4 1/2-3									
	1.4 mm/.054"	2.8 mm/.109"			4									
	1.4 mm/.054"	2.8 mm/.109"			U4									
	1.4 mm/.054"	3.2 mm/.125"			4 1/2									
127 mm 5"	1.4 mm/.054"	3.2 mm/.125"			5									
	1.4 mm/.054"	3.2 mm/.125"			U5									
152 mm 6"	1.4 mm/.054"	4.0 mm/.156"			6									
	1.4 mm/.054"	4.0 mm/.156"			U6									
175 mm 7"	1.4 mm/.054"	4.0 mm/.156"			7									
	1.4 mm/.054"	4.0 mm/.156"			U7									

*Long Leg available. Allow for 25 mm (1") larger minimum pulley diameter.

Hook Abbreviations: SL – Short Leg XSP – Extra Short Point LP – Long Point
LL – Long Leg SP – Short Point

Clipper® Regular (54) Series Carded Hooks



FASTENERS

GALVANIZED - 300 mm (12") LENGTHS

HOOK SIZE	ORDERING NUMBER (BOX)	ITEM CODE	WT. PER BOX KGS.	HOOKS PER CARD	CARDS PER BOX	LACING (mm) PER BOX
2SP	2SPG	02168	0.5	84	12	3600
2	2G	02154	0.5	84	12	3600
3-1	3-1G	02196	0.6	84	12	3600
3	3G	02182	0.6	84	12	3600
3-4-1/2	3-4-1/2G	02206	0.6	84	12	3600
4	4G	02216	0.6	84	12	3600
4-2	4-2G	02232	0.6	84	12	3600
4-1/2	4-1/2G	02300	0.7	84	12	3600
5-3	5-3G	02339	0.8	84	12	3600
5	5G	02323	0.8	84	12	3600
6	6G	02348	1.0	84	12	3600
7	7G	02363	1.0	84	12	3600
WITH PINS						
2SP	2SPGNY	02169	0.5	84	12	3600
2	2GNY	02155	0.5	84	12	3600
3-1	3-1GNY	02197	0.6	84	12	3600
3	3GNY	02183	0.6	84	12	3600
3-4-1/2	3-4-1/2GNY	02210	0.6	84	12	3600
4	4GNY	02217	0.6	84	12	3600
4-2	4-2GNY	02233	0.6	84	12	3600
4-1/2	4-1/2GW	02301	0.6	84	12	3600
5-3	5-3GW	02340	0.8	84	12	3600
5	5GW	18227	0.8	84	12	3600
6	6GW	18228	1.0	84	12	3600
7	7GW	02365	1.0	84	12	3600

NOTE: For Regular (54) Series Carded Hooks, wire diameter = 1.4 mm (.054").

For extra pin material see pages 21-23.

HIGH TENSILE - WITHOUT PINS - 300 mm (12") LENGTHS


HOOK SIZE	ORDERING NUMBER (BOX)	ITEM CODE	WT. PER BOX KGS.	HOOKS PER CARD	CARDS PER BOX	LACING (mm) PER BOX
2SP	2SPHT	02173	0.5	84	12	3600
2	2HT	02161	0.5	84	12	3600
3-1	3-1HT	02198	0.6	84	12	3600
3	3HT	02189	0.6	84	12	3600
3	3HT-WIDE	05362	0.6	84	12	3600
4	4HT	02223	0.6	84	12	3600
4-2	4-2HT	02295	0.6	84	12	3600
4-1/2-3	4-1/2-3HT	02316	0.6	84	12	3600
4-1/2	4-1/2HT	02307	0.7	84	12	3600
5-3	5-3HT	02342	0.8	84	12	3600
5	5HT	02330	0.8	84	12	3600
6	6HT	02355	1.0	84	12	3600


RECTANGULAR HIGH TENSILE - WITHOUT PINS - 300 mm (12") LENGTHS

HOOK SIZE	ORDERING NUMBER (BOX)	ITEM CODE	WT. PER BOX KGS.	HOOKS PER CARD	CARDS PER BOX	LACING (mm) PER BOX
4-1/2-3	4-1/2-3RHTX	02432	1.0	84	12	3600
4-1/2	4-1/2RHTX	02429	1.0	84	12	3600

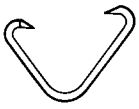
CLIPPER® ORDERING NUMBER REFERENCE

XSP	Extra Short Point
SP	Short Point
LP	Long Point
XLP	Extra Long Point
LL	Long Leg
SL	Short Leg
G	Galvanized
HT	High Tensile
RHTX	Rectangular Wire
S	430 Stainless Steel
SS	316 Stainless Steel

 **Stock Items** (non-shaded) standard lead time is 3 working days.

 **Made To Order Items** (shaded) extended lead time, minimum order may apply.

Special Metals and **Special Length** Cards are available. Request quote for price and delivery.



Clipper® Regular (54) Series Carded Hooks

FASTENERS

430 STAINLESS - 300 mm (12") LENGTHS

2-7	HOOK SIZE	ORDERING NUMBER (BOX)	ITEM CODE	WT. PER BOX KGS.	HOOKS PER CARD	CARDS PER BOX	LACING (mm) PER BOX	
	WITHOUT PINS							
	2SP	2SPS	02170	0.5	84	12	3600	
	2	2S	02157	0.5	84	12	3600	
	3-1	3-1S	02195	0.6	84	12	3600	
	3	3S	02185	0.6	84	12	3600	
	4	4S	02219	0.6	84	12	3600	
	4-2	4-2S	02234	0.6	84	12	3600	
	4-1/2	4-1/2S	02303	0.7	84	12	3600	
	5-3	5-3S	02341	0.8	84	12	3600	
5	5S	02326	0.8	84	12	3600		
6	6S	02351	1.0	84	12	3600		
7	7S	02367	1.0	84	12	3600		
WITH PINS								
2SP	2SPSNYS	02171	0.5	84	12	3600		
2	2SNYS	02158	0.5	84	12	3600		
3	3SNYS	02186	0.6	84	12	3600		
4	4SNYS	02220	0.6	84	12	3600		
4-2	4-2SNYS	02294	0.6	84	12	3600		
4-1/2	4-1/2-SW	02304	0.7	84	12	3600		
5	5SW	02327	0.8	84	12	3600		
6	6SW	02352	1.0	84	12	3600		
7	7SW	02368	1.0	84	12	3600		

NOTE: For Regular (54) Series Carded Hooks, wire diameter = 1.4 mm (.054").

For extra pin material see pages 21-23.

316L STAINLESS - WITHOUT PINS - 300 mm (12") LENGTHS

2-7	HOOK SIZE	ORDERING NUMBER (BOX)	ITEM CODE	WT. PER BOX KGS.	HOOKS PER CARD	CARDS PER BOX	LACING (mm) PER BOX
	2SP	2SPSS	02172	0.5	84	12	3600
	2	2SS	02159	0.5	84	12	3600
	3-1	3-1SS	02397	0.6	84	12	3600
	3	3SS	02187	0.6	84	12	3600
	4-1/2	4-1/2SS	02305	0.7	84	12	3600
	5	5SS	02328	0.8	84	12	3600
	6	6SS	02353	1.0	84	12	3600
	7	7SS	02370	1.0	84	12	3600

BRONZE - WITHOUT PINS - 300 mm (12") LENGTHS

2-4	HOOK SIZE	ORDERING NUMBER (BOX)	ITEM CODE	WT. PER BOX KGS.	HOOKS PER CARD	CARDS PER BOX	LACING (mm) PER BOX
	2SP	2SPB	02175	0.5	84	12	3600
	2	2B	02164	0.5	84	12	3600
	3	3B	02193	0.6	84	12	3600
	4	4B	02227	0.6	84	12	3600

MONEL® - WITHOUT PINS - 300 mm (12") LENGTHS

2-4-1/2	HOOK SIZE	ORDERING NUMBER (BOX)	ITEM CODE	WT. PER BOX KGS.	HOOKS PER CARD	CARDS PER BOX	LACING (mm) PER BOX
	2SP	2SPM	02174	0.5	84	12	3600
	2	2M	02163	0.5	84	12	3600
	3	3M	02191	0.6	84	12	3600
	4	4M	02225	0.6	84	12	3600
	4-1/2	4-1/2M	02310	0.7	84	12	3600

Clipper® Point-of-Purchase Baler Hooks



POINT-OF-PURCHASE FASTENERS*


BELT WIDTH		ORDERING NUMBER (BOX)	ITEM CODE	WT. PER BOX KGS.	HOOKS PER CARD	CARDS PER BOX	PINS PER BOX	MIN. ORDER QTY.
mm	in.							
#4½ RECTANGULAR HIGH TENSILE								
100	4"	4-1/2RHTX(26)W-8	01831	0.5	26	8	4	50
163	6½"	4-1/2RHTX(41)W-4	01846	0.5	41	4	2	50
175	7"	4-1/2RHTX(45)W-4	01847	0.5	45	4	2	50
#4½ - 3 POINT RECTANGULAR HIGH TENSILE								
175	7"	4-1/2-3RHTX(45)W-4	01848	0.5	45	4	2	50
#4½ - 4 POINT RECTANGULAR HIGH TENSILE								
163	6½"	4-1/2-4RHTX(42)W-4	01849	0.5	42	4	2	50
#3 - 4½ GALVANIZED								
100	4"	3-4-1/2G(26)W-8	01853	0.5	26	8	4	50
163	6½"	3-4-1/2G(42)W-4	01854	0.5	42	4	2	50
250	10"	3-4-1/2G(67)-10POP	02209	0.6	67	10	0	25


For extra pin material see pages 21-23.

* NOTE: Point-of-Purchase Baler hooks are made to order (shaded) and have a three week lead time. Boxes include pre-cut Duralink™ Pins as indicated.

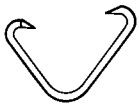
CLIPPER® ORDERING NUMBER REFERENCE

XSP	Extra Short Point
SP	Short Point
LP	Long Point
XLP	Extra Long Point
LL	Long Leg
SL	Short Leg
G	Galvanized
HT	High Tensile
RHTX	Rectangular Wire
S	430 Stainless Steel
SS	316 Stainless Steel

 **Stock Items** (non-shaded) standard lead time is 3 working days.

 **Made To Order Items** (shaded) extended lead time, minimum order may apply.

Special Metals and **Special Length** Cards are available. Request quote for price and delivery.



Clipper® 1 (40) Series Carded Hooks

FASTENERS

GALVANIZED - 150 mm (6") LENGTHS

1 SERIES	HOOK SIZE	ORDERING NUMBER (BOX)	ITEM CODE	WT. PER BOX KGS.	HOOKS PER CARD	CARDS PER BOX	LACING (mm) PER BOX	
	WITHOUT PINS							
	1XSP (1D)	1XSPG6	02118	0.3	50	24	3600	
	1SP (1A)	1SPG6	02267	0.3	50	24	3600	
	1	1G6	02072	0.3	50	24	3600	
	1LLXSP (1DLL)	1LLXSPG6	02119	0.3	50	24	3600	
	1LLSP (1ALL)	1LLSPG6	02268	0.3	50	24	3600	
	1LL	1LLG6	02073	0.3	50	24	3600	
	WITH PINS							
	1XSP (1D)	1XSPG6NY	02120	0.3	50	24	3600	
1SP (1A)	1SPG6NY	02269	0.3	50	24	3600		
1	1G6NY	02075	0.3	50	24	3600		
1LL	1LLG6NY	02076	0.3	50	24	3600		

NOTE: For 1 (40) Series Carded Hooks, wire diameter = 1.0 mm (.040").

For extra pin material see pages 21-23.

GALVANIZED - 300 mm (12") LENGTHS

1 SERIES	HOOK SIZE	ORDERING NUMBER (BOX)	ITEM CODE	WT. PER BOX KGS.	HOOKS PER CARD	CARDS PER BOX	LACING (mm) PER BOX	
	WITHOUT PINS							
	1XSP (1D)	1XSPG12	02139	0.3	96	12	3600	
	1SP (1A)	1SPG12	02283	0.3	96	12	3600	
	1	1G12	02100	0.3	96	12	3600	
	1LLXSP (1DLL)	1LLXSPG12	02140	0.3	96	12	3600	
	1LLSP (1ALL)	1LLSPG12	02284	0.3	96	12	3600	
	1LL	1LLG12	02101	0.3	96	12	3600	
	WITH PINS							
	1XSP (1D)	1XSPG12NY	02141	0.3	96	12	3600	
1SP (1A)	1SPG12NY	02285	0.3	96	12	3600		
1	1G12NY	02102	0.3	96	12	3600		
1LL	1LLG12NY	02103	0.3	96	12	3600		

HIGH TENSILE - WITHOUT PINS

1 SERIES	HOOK SIZE	ORDERING NUMBER (BOX)	ITEM CODE	WT. PER BOX KGS.	HOOKS PER CARD	CARDS PER BOX	LACING (mm) PER BOX	
	150 mm (6") LENGTHS							
	1XSP (1D)	1XSPHT6	02133	0.3	50	24	3600	
	1SP (1A)	1SPHT6	02278	0.3	50	24	3600	
	1	1HT6	02089	0.3	50	24	3600	
	1LL	1LLHT6	02090	0.3	50	24	3600	
	300 mm (12") LENGTHS							
	1XSP (1D)	1XSPHT12	02149	0.3	96	12	3600	
	1SP (1A)	1SPHT12	02113	0.3	96	12	3600	
	1	1HT12	02242	0.3	96	12	3600	
1LLXSP (1DLL)	1LLXSPHT12	02150	0.3	96	12	3600		
1LLSP (1ALL)	1LLSPHT12	02114	0.3	96	12	3600		
1LL	1LLHT12	02243	0.3	96	12	3600		

Clipper® 1 (40) Series Carded Hooks



FASTENERS

430 STAINLESS - 150 mm (6") LENGTHS

1 SERIES	HOOK SIZE	ORDERING NUMBER (BOX)	ITEM CODE	WT. PER BOX KGS.	HOOKS PER CARD	CARDS PER BOX	LACING (mm) PER BOX
	WITHOUT PINS						
	1XSP (1D)	1XSPS6	02126	0.3	50	24	3600
	1SP (1A)	1SPS6	02272	0.3	50	24	3600
	1	1S6	02079	0.3	50	24	3600
	1LL	1LLS6	02080	0.3	50	24	3600
	WITH PINS						
	1XSP (1D)	1XSPS6NYS	02128	0.3	50	24	3600
	1SP (1A)	1SPS6NYS	02274	0.3	50	24	3600
	1	1S6NYS	02081	0.3	50	24	3600
1LL	1LLS6NYS	02082	0.3	50	24	3600	

NOTE: For 1 (40) Series Carded Hooks wire diameter = 1.0 mm (.040").


For extra pin material see pages 21-23.


430 STAINLESS - 300 mm (12") LENGTHS

1 SERIES	HOOK SIZE	ORDERING NUMBER (BOX)	ITEM CODE	WT. PER BOX KGS.	HOOKS PER CARD	CARDS PER BOX	LACING (mm) PER BOX
	WITHOUT PINS						
	1XSP (1D)	1XSPS12	02143	0.3	96	12	3600
	1SP (1A)	1SPS12	02287	0.3	96	12	3600
	1	1S12	02104	0.3	96	12	3600
	1LLXSP (1DLL)	1LLXSPS12	02144	0.3	96	12	3600
	1LLSP (1ALL)	1LLSPS12	02288	0.3	96	12	3600
	1LL	1LLS12	02105	0.3	96	12	3600
	WITH PINS						
	1XSP (1D)	1XSPS12NYS	02145	0.3	96	12	3600
1SP (1A)	1SPS12NYS	02289	0.3	96	12	3600	
1	1S12NYS	02106	0.3	96	12	3600	

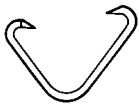
316L STAINLESS - WITHOUT PINS

1 SERIES	HOOK SIZE	ORDERING NUMBER (BOX)	ITEM CODE	WT. PER BOX KGS.	HOOKS PER CARD	CARDS PER BOX	LACING (mm) PER BOX
	150 mm (6") LENGTHS						
	1XSP (1D)	1XSPSS6	02130	0.3	50	24	3600
	1SP (1A)	1SPSS6	02275	0.3	50	24	3600
	1	1SS6	02083	0.3	50	24	3600
	1LL	1LLSS6	02084	0.3	50	24	3600
	300 mm (12") LENGTHS						
	1XSP (1D)	1XSPSS12	02146	0.3	96	12	3600
	1SP (1A)	1SPSS12	02110	0.3	96	12	3600
	1	1SS12	02239	0.3	96	12	3600
1LLXSP (1DLL)	1LLXSPSS12	02147	0.3	96	12	3600	
1LLSP (1ALL)	1LLSPSS12	02111	0.3	96	12	3600	
1LL	1LLSS12	02240	0.3	96	12	3600	

 **Stock Items** (non-shaded) standard lead time is 3 working days.

 **Made To Order Items** (shaded) extended lead time, minimum order may apply.

Special Metals and **Special Length** Cards are available. Request quote for price and delivery.



Clipper® 36, 30, & AP Series Hooks

FASTENERS

316L STAINLESS - WITHOUT PINS - 300 mm (12") LENGTHS

36	HOOK SIZE	ORDERING NUMBER (BOX)	ITEM CODE	WT. PER BOX KGS.	HOOKS PER CARD	CARDS PER BOX	LACING (mm) PER BOX
	36SP	36SPSS	02382	0.4	120	12	3600
	36LLSP	36LLSPSS	02383	0.5	120	12	3600
	36	36SS	02378	0.4	120	12	3600
	36LL	36LLSS	02379	0.4	120	12	3600
36LLLP	36LLLPSS	02386	0.4	120	12	3600	

NOTE: For 36 Series Hooks
wire diameter = 0.9 mm x 0.7 mm (.036" x .027").

For 30 Series Hooks
wire diameter = 0.8 mm (.030").

For AP Series Hooks,
wire diameter = 1.2 mm (.047").

For extra pin material see pages 21-23.

HASTELLOY - WITHOUT PINS - 300 mm (12") LENGTHS

36	HOOK SIZE	ORDERING NUMBER (BOX)	ITEM CODE	WT. PER BOX KGS.	HOOKS PER CARD	CARDS PER BOX	LACING (mm) PER BOX
	36SP	36SPH	02384	0.4	120	12	3600
	36LLSP	36LLSPH	02385	0.5	120	12	3600
	36	36H	02380	0.4	120	12	3600
	36LL	36LLH	02381	0.5	120	12	3600

316L STAINLESS – WITHOUT HINGE PINS – 300 mm (12") LENGTHS

30	ORDERING NUMBER (BOX)	ITEM CODE	WT. PER BOX KGS.	HOOKS PER CARD	CARDS PER BOX	LACING (mm) PER BOX
	30SS	18180	0.5	120	24	7200
	30LSS	18182	0.5	120	24	7200

AP CARDED HOOKS LOW PROFILE 316 STAINLESS – WITHOUT HINGE PINS – 300 mm (12") LENGTHS

4-6	ORDERING NUMBER (BOX)	ITEM CODE	WT. PER BOX KGS.	HOOKS PER CARD	CARDS PER BOX	LACING (mm) PER BOX
	4APSS	18904	0.6	84	12	3600
	5APSS	00632	0.7	84	12	3600
	6APSS	18906	0.8	84	12	3600
	6APPSS	18907	0.9	84	12	3600

CLIPPER® ORDERING NUMBER REFERENCE

XSP	Extra Short Point
SP	Short Point
LP	Long Point
XLP	Extra Long Point
LL	Long Leg
SL	Short Leg
G	Galvanized
HT	High Tensile
RHTX	Rectangular Wire
S	430 Stainless Steel
SS	316 Stainless Steel

Clipper® 25 Series Hooks



FASTENERS

GALVANIZED - 150 mm (6") LENGTHS

25 SERIES	HOOK SIZE	ORDERING NUMBER (BOX)	ITEM CODE	WT. PER BOX KGS.	HOOKS PER CARD	CARDS PER BOX	LACING (mm) PER BOX	
	WITHOUT PINS							
	25	25G6	01746	0.4	85	48	7200	
	25LP	25LPG6	01985	0.4	85	48	7200	
	25LL	25LLG6	01748	0.4	85	24	3600	
	WITH PINS							
	25	25G6NY	01752	0.4	85	48	7200	
	25LP	25LPG6NY	01987	0.4	85	48	7200	
	25LL	25LLG6NY	01754	0.4	85	24	3600	

NOTE: For 25 Series Hooks, wire diameter = .64 mm (.025").

For extra pin material see pages 21-23.

GALVANIZED - 300 mm (12") LENGTHS

25 SERIES	HOOK SIZE	ORDERING NUMBER (BOX)	ITEM CODE	WT. PER BOX KGS.	HOOKS PER CARD	CARDS PER BOX	LACING (mm) PER BOX	
	WITHOUT PINS - 12 Cards/Box							
	25	25G12	01810	0.4	179	12	3600	
	25LP	25LPG12	02006	0.4	179	12	3600	
	25LL	25LLG12	01811	0.4	179	12	3600	
	WITH PINS - 12 Cards/Box							
	25	25G12NY	01813	0.4	179	12	3600	
	25LP	25LPG12NY	02008	0.4	179	12	3600	
	25LL	25LLG12NY	01814	0.4	179	12	3600	

316L STAINLESS - 150 mm (6") LENGTHS


25 SERIES	HOOK SIZE	ORDERING NUMBER (BOX)	ITEM CODE	WT. PER BOX KGS.	HOOKS PER CARD	CARDS PER BOX	LACING (mm) PER BOX	
	WITHOUT PINS							
	25	25SS6	01764	0.4	85	48	7200	
	25LP	25LPSS6	01990	0.4	85	48	7200	
	25LL	25LLSS6	01766	0.4	85	24	3600	
	WITH PINS							
	25	25SS6NYS	01772	0.4	85	48	7200	
	25LP	25LPSS6NYS	01993	0.4	85	48	7200	
	25LL	25LLSS6NYS	01774	0.4	85	24	3600	


316L STAINLESS - 300 mm (12") LENGTHS

25 SERIES	HOOK SIZE	ORDERING NUMBER (BOX)	ITEM CODE	WT. PER BOX KGS.	HOOKS PER CARD	CARDS PER BOX	LACING (mm) PER BOX	
	WITHOUT PINS - 12 Cards/Box							
	25	25SS12	01817	0.4	179	12	3600	
	25LP	25LPSS12	02010	0.4	179	12	3600	
	25LL	25LLSS12	01818	0.4	179	12	3600	
	WITH PINS - 12 Cards/Box							
	25	25SS12NYS	01821	0.4	179	12	3600	
	25LP	25LPSS12NYS	02012	0.4	179	12	3600	

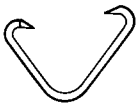
CLIPPER® ORDERING NUMBER REFERENCE

XSP	Extra Short Point
SP	Short Point
LP	Long Point
XLP	Extra Long Point
LL	Long Leg
SL	Short Leg
G	Galvanized
HT	High Tensile
RHTX	Rectangular Wire
S	430 Stainless Steel
SS	316 Stainless Steel

 **Stock Items** (non-shaded) standard lead time is 3 working days.

 **Made To Order Items** (shaded) extended lead time, minimum order may apply.

Special Metals and **Special Length** Cards are available. Request quote for price and delivery.



Clipper® 25 Series Hooks

PRECUT #25 HOOKS (with Pins)

GALVANIZED- WITH NYLOSTEEL PINS

25 SERIES	BELT WIDTH		ORDERING NUMBER (BOX)	ITEM CODE	WT. PER BOX KGS.	HOOKS PER CARD	CARDS PER BOX	LACING (mm) PER BOX
	mm	in.						
	16	5/8	25G5/8NY	01841	0.1	7 & 8	200	3125
	19	3/4	25G3/4NY	01859	0.1	8 & 9	200	3750
	22.5	7/8	25G7/8NY	01864	0.2	10 & 11	200	4375
	25.5	1	25G1NY	01871	0.2	12 & 13	200	5000
	32	1-1/4	25G1-1/4NY	01884	0.3	15 & 16	200	6250
	38.5	1-1/2	25G1-1/2NY	01891	0.3	19 & 20	200	7500
	44.5	1-3/4	25G1-3/4NY	01911	0.4	22 & 23	200	8750
	48	1-7/8	25G1-7/8NY	01917	0.4	24 & 25	200	9375
	51	2	25G2NY	01926	0.4	26 & 27	200	10,000
	57.5	2-1/4	25G2-1/4NY	01939	0.5	30 & 31	200	11,250
	63.5	2-1/2	25G2-1/2NY	01946	0.5	33 & 34	200	12,500
	70	2-3/4	25G2-3/4NY	01954	0.6	37 & 38	200	13,750
	76.5	3	25G3NY	01963	0.6	39 & 40	200	15,000
	83	3-1/4	25G3-1/4NY	01828	0.4	42 & 43	100	8125
	89	3-1/2	25G3-1/2NY	01786	0.4	46 & 47	100	8750
	102	4	25G4NY	01732	0.5	54 & 55	100	10,000
	115	4-1/2	25G4-1/2NY	01798	0.5	61 & 62	100	11,250

NOTE: #25 Hooks are available with Long Point. Contact Customer Service for information.

For extra pin material see pages 21-23.

316L STAINLESS STEEL- WITH NYLOSTAINLESS PINS

25 SERIES	BELT WIDTH		ORDERING NUMBER (BOX)	ITEM CODE	WT. PER BOX KGS.	HOOKS PER CARD	CARDS PER BOX	LACING (mm) PER BOX
	mm	in.						
	16	5/8	25SS5/8NYS	01845	0.1	7 & 8	200	3125
	19	3/4	25SS3/4NYS	01861	0.1	8 & 9	200	3750
	25.5	1	25SS1NYS	01879	0.2	12 & 13	200	5000
	32	1-1/4	25SS1-1/4NYS	01887	0.3	15 & 16	200	6250
	38.5	1-1/2	25SS1-1/2NYS	01898	0.3	19 & 20	200	7500
	48	1-7/8	25SS1-7/8NYS	01920	0.4	24 & 25	200	9375
	51	2	25SS2NYS	01933	0.4	26 & 27	200	10,000
	57.5	2-1/4	25SS2-1/4NYS	01941	0.5	30 & 31	200	11,250
	63.5	2-1/2	25SS2-1/2NYS	01949	0.5	33 & 34	200	12,500
	70	2-3/4	25SS2-3/4NYS	01958	0.6	37 & 38	200	13,750
	76.5	3	25SS3NYS	01970	0.6	39 & 40	200	15,000
	89	3-1/2	25SS3-1/2NYS	01793	0.4	46 & 47	100	8750
	102	4	25SS4NYS	01744	0.5	54 & 55	100	10,000

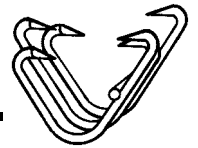
Stock Items (non-shaded) standard lead time is 3 working days.

Made To Order Items (shaded) extended lead time, minimum order may apply.

Special Metals and Special Length Cards are available. Request quote for price and delivery.

CLIPPER® ORDERING NUMBER REFERENCE

XSP	Extra Short Point
SP	Short Point
LP	Long Point
XLP	Extra Long Point
LL	Long Leg
SL	Short Leg
G	Galvanized
HT	High Tensile
RHTX	Rectangular Wire
S	430 Stainless Steel
SS	316 Stainless Steel



430 STAINLESS - WITHOUT PINS

UX-1, U2SP-U7	HOOK SIZE	ORDERING NUMBER (BOX)	ITEM CODE	WT. PER BOX KGS.	HOOKS PER STRIP	STRIPS PER BOX	LACING (mm) PER BOX	
	150 mm (6") STRIPS - 24 STRIPS PER BOX							
	UX-1SP	UX1SPS6	01183	0.3	44	24	3600	
	UX-1	UX1S6	01178	0.3	44	24	3600	
	U3-1	U3-1S6	01143	0.6	38	24	3600	
	U3-2	U3-2S6	01230	0.6	38	24	3600	
	U3	U3S6	01254	0.6	38	24	3600	
	300 mm (12") STRIPS - 12 STRIPS PER BOX							
	UX-1SP	UX1SPS12	01184	0.3	96	12	3600	
	UX-1	UX1S12	01179	0.4	96	12	3600	
UX-1LLSP	UX1LLSPS12	01338	0.5	96	12	3600		
UX-1LL	UX1LLS12	01336	0.5	96	12	3600		
U2SP	U2SPS12	18851	0.5	84	12	3600		
U2	U2S12	18400	0.5	84	12	3600		
U3	U3S12	01255	0.6	84	12	3600		
U3RHTS	U3RHTS12	05340	0.6	84	12	3600		
U3-1	U3-1S12	01144	0.6	84	12	3600		
U3-1RHTS	U3-1RHTS12	05338	0.6	84	12	3600		
U3-2	U3-2S12	01231	0.6	84	12	3600		
U3-2RHTS	U3-2RHTS12	05339	0.6	84	12	3600		
U4	U4S12	01283	0.8	84	12	3600		
U5	U5S12	01305	0.8	84	12	3600		
U7	U7S12	01294	0.9	84	12	3600		
600 mm (24") STRIPS - 10 STRIPS PER BOX								
UX-1SP	UX1SPS24	01355	0.6	188	10	6000		
UX-1	UX1S24	01356	0.6	188	10	6000		
UX-1LLSP	UX1LLSPS24	01359	0.6	188	10	6000		
UX-1LL	UX1LLS24	01360	0.6	188	10	6000		
U2SP	U2SPS24	18854	0.9	162	10	6000		
U2	U2S24	18477	0.9	162	10	6000		
U3-1	U3-1S24	01363	1.0	162	10	6000		
U3-1RHTS	U3-1RHTS24	05341	0.6	162	10	6000		
U3-2	U3-2S24	01361	1.0	162	10	6000		
U3-2RHTS	U3-2RHTS24	05342	0.6	162	10	6000		
U3	U3S24	18478	1.0	162	10	6000		
U3RHTS	U3RHTS24	05343	0.6	162	10	6000		
U4	U4S24	18479	1.1	162	10	6000		
U5	U5S24	01351	1.3	162	10	6000		

COATED STEEL™ - WITHOUT PINS

U1-U5	HOOK SIZE	ORDERING NUMBER (BOX)	ITEM CODE	WT. PER BOX KGS.	HOOKS PER STRIP	STRIPS PER BOX	LACING (mm) PER BOX	
	150 mm (6") STRIPS - 24 STRIPS PER BOX							
	U3-1	U3-1C6	01137	0.6	38	24	3600	
	U3-2	U3-2C6	01125	0.6	38	24	3600	
	U3	U3C6	01250	0.6	38	24	3600	
	300 mm (12") STRIPS - 12 STRIPS PER BOX							
	U2SP	U2SPC12	18850	0.5	84	12	3600	
	U2	U2C12	18370	0.5	84	12	3600	
	U3-1	U3-1C12	01138	0.6	84	12	3600	
	U3-2	U3-2C12	01126	0.6	84	12	3600	
U3	U3C12	01251	0.6	84	12	3600		
U4	U4C12	01279	0.8	84	12	3600		
U5	U5C12	01301	0.8	84	12	3600		
U6	U6C12	18374	0.9	84	12	3600		
600 mm (24") STRIPS - 10 STRIPS PER BOX								
U2	U2C24	18453	0.9	162	10	6000		
U3-1	U3-1C24	01364	1.0	162	10	6000		
U3-2	U3-2C24	01362	1.0	162	10	6000		
U3	U3C24	18454	1.0	162	10	6000		
U4	U4C24	18455	1.1	162	10	6000		
U5	U5C24	01352	1.3	162	10	6000		

STAINLESS RECTANGULAR HIGH TENSILE - WITHOUT PINS

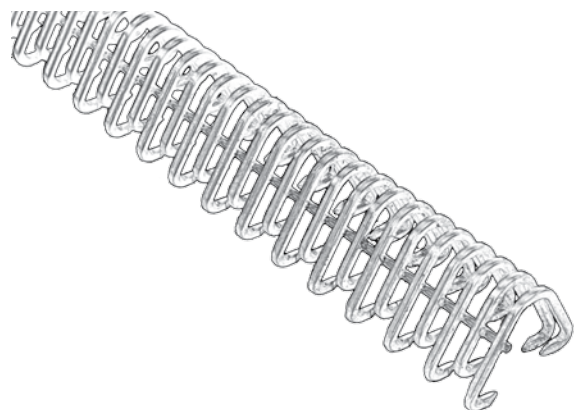
U3	HOOK SIZE	ORDERING NUMBER (BOX)	ITEM CODE	WT. PER BOX KGS.	HOOKS PER STRIP	STRIPS PER BOX	LACING (mm) PER BOX	
	300 mm (12") STRIPS - 12 STRIPS PER BOX							
	U3-1	U3-1RHTS12	05338	0.6	84	12	3600	
	U3-2	U3-2RHTS12	05339	0.6	84	12	3600	
	U3	U3-RHTS12	05340	0.6	84	12	3600	
	600 mm (24") STRIPS - 10 STRIPS PER BOX							
	U3-1	U3-1RHTS24	05341	1.0	162	10	6000	
	U3-2	U3-2RHTS24	05342	1.0	162	10	6000	
	U3	U3-RHTS24	05343	1.0	162	10	6000	

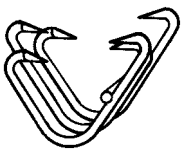
NOTE: For U2SP-U7 Hooks, wire diameter = 1.4 mm (.054").
 For UX1 Hooks, wire diameter = 1.0 mm (.040").
 For UCM-36 Hooks, wire diameter = 0.9 mm x 0.7 mm (.036" x .027").

HOOK SIZE EXPLANATION:

U3-1 = #3 Leg with #1 point
 U3-2 = #3 Leg with #2 point
 U2 = #2 Leg with #2 point

For extra pin material see pages 21-23.





Clipper® Unibar® Hooks

316L STAINLESS - WITHOUT PINS

For extra pin material see pages 21-23.

UCM36, UX-1, U2-U5	HOOK SIZE	ORDERING NUMBER (BOX)	ITEM CODE	WT. PER BOX KGS.	HOOKS PER STRIP	STRIPS PER BOX	LACING (mm) PER BOX	
	150 mm (6") STRIPS - 24 STRIPS PER BOX							
	UX-1SP	UX1SPSS6	01193	0.3	44	24	3600	
	UX-1	UX1SS6	01188	0.4	44	24	3600	
	300 mm (12") STRIPS - 12 STRIPS PER BOX							
	UCM36 SLXSP	UCM36SLXSPSS12	01315	0.4	120	12	3600	
	UCM36 SLSP	UCM36SLSPSS12	01313	0.4	120	12	3600	
	UCM36 XSP	UCM36XSPSS12	01312	0.4	120	12	3600	
	UCM36 SP	UCM36SPSS12	01314	0.4	120	12	3600	
	UCM36	UCM36SS12	01309	0.5	120	12	3600	
UCM36LP	UCM36LPSS12	01317	0.4	120	12	3600		
UCM36LLSP	UCM36LLSPSS12	01318	0.4	120	12	3600		
UCM36LL	UCM36LLSS12	01308	0.5	120	12	3600		
UX-1SP	UX1SPSS12	01194	0.3	96	12	3600		
UX-1	UX1SS12	01189	0.4	96	12	3600		
UX-1LLSP	UX1LLSPSS12	01342	0.5	96	12	3600		
UX-1LL	UX1LLSS12	01340	0.5	96	12	3600		
UA2	UA2SS12	01292	0.5	120	12	3600		
UA3	UA3SS12	01293	0.5	120	12	3600		
U2	U2SS12	18427	0.5	84	12	3600		
U3	U3SS12	01258	0.7	84	12	3600		
U4	U4SS12	18429	0.8	84	12	3600		
600 mm (24") STRIPS - 10 STRIPS PER BOX								
UX-1SP	UX1SPSS24	01354	0.5	188	10	6000		
UX-1	UX1SS24	01353	0.4	188	10	6000		
UX-1LL	UX1LLSS24	01357	0.5	188	10	6000		
U2	U2SS24	18507	0.9	162	10	6000		
600 mm (24") STRIPS - 12 STRIPS PER BOX								
UCM36 SLXSP	UCM36SLXSPSS24	01319	0.6	234	12	7200		
UCM36 SLSP	UCM36SLSPSS24	01320	0.6	234	12	7200		
UCM36 XSP	UCM36XSPSS24	01321	0.6	234	12	7200		
UCM36 SP	UCM36SPSS24	01322	0.6	234	12	7200		
UCM36	UCM36SS24	01323	0.6	234	12	7200		
UCM36LP	UCM36LPSS24	01385	0.6	234	12	7200		
UCM36LLSP	UCM36LLSPSS24	01324	0.7	234	12	7200		
UCM36LL	UCM36LLSS24	01325	0.7	234	12	7200		

COATED STEEL™ - WITH PINS

U2-U6	HOOK SIZE	ORDERING NUMBER (BOX)	ITEM CODE	WT. PER BOX KGS.	HOOKS PER STRIP	STRIPS PER BOX	LACING INCHES PER BOX
	300 mm (12") STRIPS - 12 STRIPS PER BOX						
U2	U2C12W	18540	0.5	84	12	3600	
U3	U3C12W	18541	0.6	84	12	3600	
U4	U4C12W	18542	0.7	84	12	3600	
U5	U5C12W	18543	0.9	84	12	3600	
U6	U6C12W	18544	1.0	84	12	3600	

Stock Items (non-shaded) standard lead time is 3 working days.

Made To Order Items (shaded) extended lead time, minimum order may apply.

Special Metals and **Special Length Cards** are available.
Request quote for price and delivery.

CLIPPER® ORDERING NUMBER REFERENCE

XSP	Extra Short Point
SP	Short Point
LP	Long Point
XLP	Extra Long Point
LL	Long Leg
SL	Short Leg
G	Galvanized
HT	High Tensile
RHTX	Rectangular Wire
S	430 Stainless Steel
SS	316 Stainless Steel



CONNECTING PIN SPECIFICATIONS

Pin Diameter	1.7 mm .065" (1/16") (previously #25)	2.4 mm .093" (3/32") (previously #13)	2.8 mm .109" (7/64") (previously #12)	3.2 mm .125" (1/8") (previously #11)	4.0 mm .156" (5/32") (previously #9)
Clipper® Hook Size	25's, 36's, 1's, UCM36's, UX-1's	2, 3, U2SP, U2 U3-1, U3-2, U3	4 & U4	4 ½, 5, U5	6, 7, U6 & U7

Connecting Pin Types	Abbreviation	Pin Wear Factor	Hook Wear Factor	Rigidity	Magnetic	Flexibility	Composition
Nylosteel	NY	Good	Good	Good	Yes	Good	Nylon & music wire
Nylostainless	NYS	Good	Good	Good	Slightly	Good	Nylon & 300SS spring wire
Nylon Covered Cable	NCS	Good	Good	Average	Slightly	Good	Nylon & 300SS cable
Music Wire	MW	Good	Poor	Excellent	Yes	Poor	High-carbon spring-tempered steel
Cold-Rolled Steel	Smooth - SM Notched - N	Average	Fair	Excellent	Yes	Fair to Poor	Mild cold-rolled steel
Stainless Steel	Smooth - SMS Notched - NS	Average	Fair	Excellent	Slightly	Fair to Poor	302 or 300 stainless steel
Duralink™	DL	Excellent	Excellent	Average	Slightly	Good	Wear-resistant nylon & 300SS cable
Bare Stainless Cable	SMSC	Average	Fair	Average	Slightly	Good	300SS cable
DuraStainless™	DSS	Excellent	Excellent	Good	Slightly	Good	Wear resistant nylon & 300SS spring wire
Nylon Plus	NP	Good	Excellent	Fair	No	Excellent	Nylon

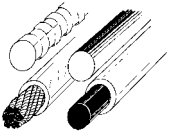
PINPAK™ 100



30M (100 ft.) of connecting pin with dispenser

PIN DIAMETER	ORDERING NUMBER	ITEM CODE	WT. KGS.	PIN DIAMETER	ORDERING NUMBER	ITEM CODE	WT. KGS.	PIN DIAMETER	ORDERING NUMBER	ITEM CODE	WT. KGS.
NYLOSTEEL				NYLOSTAINLESS				NYLON COVERED CABLE			
1.3	NY053-C	18700	0.7	1.3	NYS053-C	18701	0.7	1.3	NCS065-C	02751	0.8
1.7	NY065-C	02598	0.7	1.7	NYS065-C	02649	0.7	1.7			
2.0	NY079-C	18720	0.8	2.0	NYS079-C	18721	0.8	2.0	NCS093-C	02767	0.8
2.4	NY093-C	02628	0.9	2.4	NYS093-C	02670	0.9	2.4			
2.8	NY109-C	02622	1.0	2.8	NYS109-C	02664	1.0	2.8	NCS125-C	02762	1.4
3.2	NY125-C	02614	1.0	3.2	NYS125-C	02658	1.0	3.2			
4.0	NY156-C	02607	1.1	4.0	NYS156-C	02652	1.1	4.0	NCS156-C	02756	1.5
NYLON PLUS				DURALINK™				DURASTAINLESS™			
1.3	NP053-C	02863	0.7	1.7	DL065-C	02726	0.8	1.7	DSS065-C	02826	0.8
1.7	NP065-C	02854	0.7	2.0	DL079-C	04316	1.0	2.0			
2.0	NP079-C	02872	0.8	2.4	DL093-C	02743	1.0	2.4	DSS093-C	02830	1.0
2.4	NP093-C	02867	0.9	2.8	DL109-C	02737	1.0	2.8			
2.8	NP109-C	02861	1.0	3.2	DL125-C	02732	1.0	3.2	DSS109-C	02834	1.0
3.2	NP125-C	02864	1.0								
4.0	NP156-C	02873	1.1								

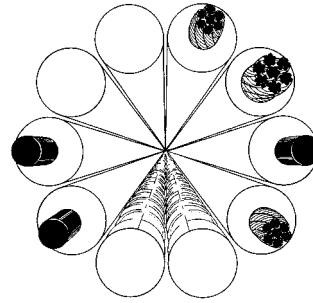




Clipper® Connecting Pins

NYLON COVERED LEADER ASSEMBLIES

PIN DIAMETER	ORDERING NUMBER	ITEM CODE	PIN LENGTH	LEADER LENGTH
NYLON COVERED CABLE				
1.7	NCS065X10FT-W/10FT	05021	10	10
1.7	NCS065X25FT-W/5FT	05022	25	5
2.4	NCS093X5FT-W/5FT	05194	5	5
2.4	NCS093X10FT-W/10FT	05023	10	10
2.4	NCS093X15FT-W/2FT	05195	15	2
2.4	NCS093X25FT-W/5FT	05024	25	5
2.4	NCS093X25FT-W/10FT	05025	25	10
2.4	NCS093X50FT-W/4FT	05196	50	4
DURALINK™				
1.7	DL065X25FT-W/5FT	05193	25	5
2.4	DL093X10FT-W/10FT	05020	10	10
2.4	DL093X25FT-W/5FT	05019	25	5



Other sizes can be custom ordered.

300 mm (12") PRE-CUT PINS

(24 pins per package)

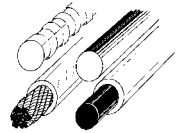
PIN DIAMETER	ORDERING NUMBER	ITEM CODE	ORDERING NUMBER	ITEM CODE	ORDERING NUMBER	ITEM CODE
NYLOSTEEL			NYLOSTAINLESS		NYLON PLUS	
1.7	NY065-12	02592	NYS065-12	02644	NP065-12	02847
2.4	NY093-12	02625	NYS093-12	02668	NP093-12	02865
2.8	NY109-12	02619	NYS109-12	02662	NP109-12	02859
3.2	NY125-12	02611	NYS125-12	02656	NP125-12	02833
4.0	NY156-12	02600	NYS156-12	02650	NP156-12	02832

CONNECTING PIN TOOLS

DESCRIPTION	ORDERING NUMBER	ITEM CODE
Pin and Cable Cutter	APC-1	50004
Pin and Cable Stripper	CABLE STRIPPER	03241

1.625 mm (.065") PRE-CUT PINS

BELT WIDTH		PINS/ PACKAGE	ORDERING NUMBER	ITEM CODE	ORDERING NUMBER	ITEM CODE
mm	in.					
NYLOSTEEL						
16	5/8"	100			NYS065-5/8-100	02632
19	3/4"	100	NY065-3/4-100	02576		
22.5	7/8"	100	NY065-7/8-100	02574		
25.5	1"	100	NY065-1-100	02577	NYS065-1-100	02637
32	1 1/4"	100	NY065-1-1/4-100	02578	NYS065-1-1/4-100	02633
38.5	1 1/2"	100	NY065-1-1/2-100	02579	NYS065-1-1/2-100	02634
44.5	1 3/4"	100	NY065-1-3/4-100	02580		
48	1 7/8"	100	NY065-1-7/8-100	02581	NYS065-1-7/8-100	02635
51	2"	100	NY065-2-100	02582	NYS065-2-100	02638
57.5	2 1/4"	100	NY065-2-1/4-100	02583	NYS065-2-1/4-100	02639
63.5	2 1/2"	100	NY065-2-1/2-100	02584	NYS065-2-1/2-100	02640
70	2 3/4"	100	NY065-2-3/4-100	02585		
76.5	3"	100	NY065-3-100	02586	NYS065-3-100	02641
83	3 1/4"	50	NY065-3-1/4-50	02587	NYS065-3-1/4-50	02636
87	3 1/2"	50	NY065-3-1/2-50	02588		
102	4"	50	NY065-4-50	02589	NYS065-4-50	02642
115	4 1/2"	50	NY065-4-1/2-50	02590		
152	6"	24	NY065-6-24	02591	NYS065-6-24	02643



CONNECTING PINS IN COILS

(7.6 M (25 ft.) minimum)

PIN DIAMETER	ORDERING NUMBER	ITEM CODE	ORDERING NUMBER	ITEM CODE	ORDERING NUMBER	ITEM CODE
NYLOSTEEL			NYLOSTAINLESS		NYLON COVERED CABLE	
1.7	NY053	02594	NYS053	02645		
1.7	NY065	02597	NYS065	02648	NCS065	02750
2.0	NY079	02595	NYS079	02646		
2.4	NY093	02627	NYS093	02669	NCS093	02766
2.8	NY109	02621	NYS109	02663	NCS125	02761
3.2	NY125	02613	NYS125	02657	NCS156	02755
4.0	NY156	02606	NYS156	02651		
DURALINK™			DURASTAINLESS™			
1.7			DSS065	02727		
2.4	DL093	02742	DSS093	02744		
2.8	DL109	02736	DSS109	02738		
3.2	DL125	02731				
SMOOTH STEEL			NOTCHED STEEL		SMOOTH SS	
1.0					SMS040	02772
1.4	SM054	02771	N054	02775	SMS054	02779
2.4	SM093	02773	N093	02777	SMS093	02781
NOTCHED SS			NYLON PLUS		BARE SS CABLE	
1.3/1.4	NS054	02783	NP053	02868		
1.7			NP065	02853	SMSC065	02769
2.0			NP079	02869		
2.4	NS093	02784	NP093	02866	SMSC093	02770
2.8			NP109	02860		
3.2			NP125	02870		
4.0			NP156	02871		

NOTE: For coils less than 7.6 M (25 ft.), call Flexco Customer Service.

MUSIC WIRE

PIN DIAMETER	DESCRIPTION	ORDERING NUMBER	ITEM CODE
1.0 mm	Per Meter	MW043	02787
1.4 mm	Per Meter	MW054	02788
1.9 mm	4 Meter Lengths	MW072	02789
2.3 mm	4 Meter Lengths	MW090	02791
2.3 mm	30 Meter Lengths	MW090-100	02790

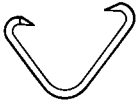
STRIPPED LEADERS

DESCRIPTION	ORDERING NUMBER	ITEM CODE
2.4 x 1.3 M Nylosteel with 1.6 M Stripped Leader	NY093-123	02629
2.4 x 6.2 M Nylosteel with 1.6 M Stripped Leader	NY093-246	02630
.093 x 30 M Nylosteel with 1.6 M Stripped Leader	NY093-100	02631
2.4 x 3.1 M DuraStainless™ with 1.6 M Stripped Leader	DSS093-123	04093
2.4 x 6.2 M DuraStainless™ with 1.6 M Stripped Leader	DSS093-246	04044

□ **Stock Items** (non-shaded) carried in factory inventory.

■ **Made To Order Items** (shaded) have added lead time.

Non-Listed Items are available.
Request quote for price and delivery.



Clipper® Maintenance Lacers

ROLLER LACER® GOLD CLASS™

(Face strips sold separately)

BELT WIDTH		ORDERING NUMBER	ITEM CODE	WT. KGS.
mm	in.			
600	24"	RL-G24	03985	22.7
900	36"	RL-G36	03986	26.3
1200	48"	RL-G48	03987	29.9
1500	60"	RL-G60	03988	33.6

NOTE: Includes carding paper remover and scissors.

G SERIES™ FACE STRIPS


ROLLER LACER® GOLD CLASS™ (Includes one Lacer Pin)


HOOK SIZE	BELT WIDTH		ORDERING NUMBER	ITEM CODE	WT. KGS
	in.	mm			
G005(A) - G006(A)	24"	600	FSGOLDG-601	04363	1.02
	36"	900	FSGOLDG-901	04364	1.28
	48"	1200	FSGOLDG-1201	04365	1.4
	60"	1500	FSGOLDG-1501	04366	1.65

G SERIES™ REPLACEMENT LACER PINS

ROLLER LACER® GOLD CLASS™

HOOK SIZE	ORDERING NUMBER	ROLLER LACER GOLD CLASS	ITEM CODE	WT. KGS
G005(A) - G006(A)	LPG-901-1.6	RL-G24	04370	0.5
	LPG-1201-1.6	RL-G36	04371	0.6
	LPG-1501-1.6	RL-G48	04372	0.7
	LPG-1801-1.6	RL-G60	04419	0.8

 **Stock Items** (non-shaded) carried in factory inventory.

 **Made To Order Items** (shaded) have added lead time.

Non-Listed Items are available.

Request quote for price and delivery.

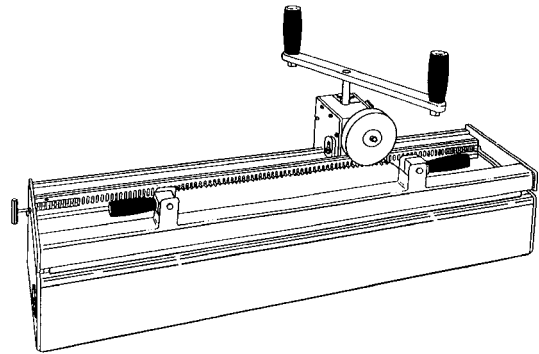


MANUAL ROLLER LACER®

(Face strips sold separately)

BELT WIDTH		ORDERING NUMBER	ITEM CODE	WT. KGS.
mm	in.			
600	24"	RL-24	03370	17.2
900	36"	RL-36	03371	21.3
1200	48"	RL-48	03372	24.9
1500	60"	RL-60	03375	28.6

NOTE: Includes carding paper remover and scissors.



CLIPPER® FACE STRIPS

MANUAL ROLLER LACER® (Includes one Lacer Pin)

BELT WIDTH		ORDERING NUMBER	ITEM CODE	WT. KGS.
mm	in.			
HOOK SIZE 30				
600	24"	FSMAN30-24	04064	0.6
900	36"	FSMAN30-36	04065	0.7
1200	48"	FSMAN30-48	04066	1.0
1500	60"	FSMAN30-60	04067	1.2
HOOK SIZE 36, UCM36				
600	24"	FSMAN36-24	04020	0.6
900	36"	FSMAN36-36	04021	0.7
1200	48"	FSMAN36-48	04022	1.0
1500	60"	FSMAN36-60	04023	1.2
HOOK SIZE 1, UX-1				
600	24"	FSMAN1-24	04015	0.6
900	36"	FSMAN1-36	04016	0.7
1200	48"	FSMAN1-48	04017	1.0
1500	60"	FSMAN1-60	04018	1.2
HOOK SIZE 2 – 4, U2SP – U3				
600	24"	FSMAN2-24	04025	0.6
900	36"	FSMAN2-36	04026	0.7
1200	48"	FSMAN2-48	04027	1.0
1500	60"	FSMAN2-60	04028	1.2
HOOK SIZE 4-1/2 – 7, U4 – U7				
600	24"	FSMAN4-1/2-24	04030	0.6
900	36"	FSMAN4-1/2-36	04031	0.7
1200	48"	FSMAN4-1/2-48	04032	1.0
1500	60"	FSMAN4-1/2-60	04033	1.2

ANCHOR® "G" SERIES FACE STRIPS

(includes two Lacer Pins)

DESCRIPTION	ORDERING NUMBER	ITEM CODE	WT. KGS.
600 mm (24") for ANCHOR G001-G006	FS-600-G	04359	0.6
900 mm (36") for ANCHOR G001-G006	FS-900-G	04360	0.9
1500 mm (60") for ANCHOR G001-G006	FS-1500-G	00725	1.5
600 mm (24") for ANCHOR G008	FSMANXL-601	04456	1.0
900 mm (36") for ANCHOR G008	FSMANGXL-901	04457	1.5
1200 mm (48") for ANCHOR G008	FSMANGXL-1201	04458	1.6

COMMON REPAIR PARTS

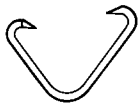
ROLLER LACER® GOLD CLASS™ & MANUAL ROLLER LACER®

DESCRIPTION/ORDERING NUMBER	ITEM CODE	WT. KGS.
Guide Block Replacement Kit For Serial Number 3,500 – 50,000	03433	0.5
Guide Block Replacement Kit For Serial Number greater than 50,000	03897	0.5
Face Strip Knobs	03817	0.23
Urethane Strip – Priced Per Foot	03274	0.23
RL Carrying Strap	04051	0.5
Nut Driver for Roller Lacer Gold Class	04068	0.5

CLIPPER® REPLACEMENT LACER PINS

MANUAL ROLLER LACER®

BELT WIDTH		ORDERING NUMBER	ITEM CODE	WT. KGS.
mm	in.			
HOOK SIZE 1, 36, or 30				
600	24"	LPMAN1/36-24	03997	0.2
900	36"	LPMAN1/36-36	03998	0.2
1200	48"	LPMAN1/36-48	03999	0.3
1500	60"	LPMAN1/36-60	04000	0.3
HOOK SIZE 2 – 4, 4-1/2 – 7				
600	24"	LPMANREG-24	04002	0.2
900	36"	LPMANREG-36	04003	0.2
1200	48"	LPMANREG-48	04004	0.3
1500	60"	LPMANREG-60	04005	0.3



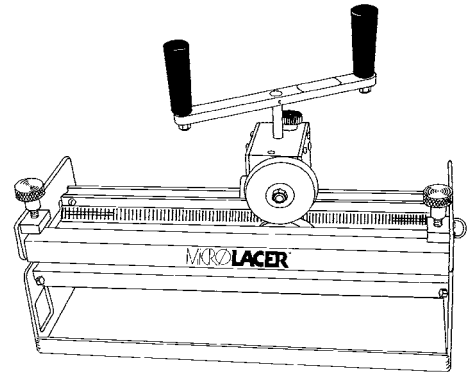
Clipper® Maintenance Lacers

MICROLACER®

(Face strips sold separately)

BELT WIDTH		ORDERING NUMBER	ITEM CODE	WT. KGS.
mm	in.			
350	14"	MICROLACER	03368	12.2

NOTE: Includes carding paper remover and scissors.



CLIPPER® FACE STRIPS

(Includes one Lacer Pin)

HOOK SIZE	ORDERING NUMBER	ITEM CODE	WT. KGS.
30	FSMAN30-MICRO	04063	1.0
36, UCM36	FSMAN36-MICRO	04019	1.0
1, UX-1	FSMAN1-MICRO	04014	1.0
2-4, U2-U3,	FSMAN2-MICRO	04024	1.0
4-1/2-7, U4-U7	FSMAN4-1/2-MICRO	04029	1.0

CLIPPER® REPLACEMENT LACER PINS

HOOK SIZE	ORDERING NUMBER	ITEM CODE	PIN DIA. (mm)
1/36	LPMAN1/36-MICRO	03996	1.7
2-7	LPMANREG-MICRO	04001	2.7

ALLIGATOR® FACE STRIPS FOR MICROLACER

DESCRIPTION	ORDERING NUMBER	ITEM CODE	WT. KGS.
for 00 Alligator Lacing	GFSA00-14	18243	0.2
for 1 & 7 Alligator Lacing	GFSA1&7-14	18248	0.2

COMMON REPAIR PARTS

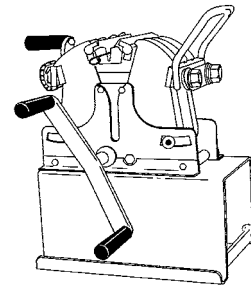
DESCRIPTION/ORDERING NUMBER	ITEM CODE	WT. KGS.
Guide Block Replacement Kit For Serial Number 3,500 – 50,000	03433	0.5
Guide Block Replacement Kit For Serial Number greater than 50,000	03897	0.5
Face Strip Knobs	03817	0.23
Urethane Strip – Priced Per Foot	03274	0.05

Clipper® Specialty Lacers



LW95 LACERS (Laces all Clipper Hooks. Laces up to 152.4 mm (6") in one operation. Includes Lacing Assembly Kit.)

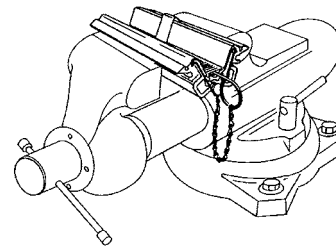
HOOK SIZE	ORDERING NUMBER	ITEM CODE	WT. KGS.	RETAINER INCLUDED
2-7, U2-U7	LW95	03074	14.1	HRREGLW95
1, UX-1	1LW95	03076	14.1	HR1LW95
25	25XLW	03075	14.1	HR25LW95
REPLACEMENT HOOK RETAINERS				
2-7, U2-U7	HR2LW95	03085	0.3	N/A
1, UX-1	HR1LW95	03081	0.2	N/A
25	HR25LW95	03827	0.5	N/A
30, 36, UCM36	HR36LW95	03119	0.2	N/A



LW95 Lacer

WISE LACERS

HOOK SIZE	ORDERING NUMBER	ITEM CODE	WT. KGS.
2-7, U2-U7	R-4	03018	0.5
2-7, U2-U7	R-7	03019	0.9
2-7, U2-U7	R-10	03020	1.4
1, UX-1, UX-1SP	1VL-7	03236	0.9
25	25VL-7	03814	1.4
30, 36, UCM36	36VL-7	03238	0.5

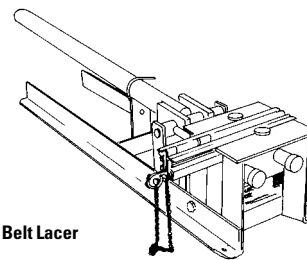


Wise Lacer

BALER BELT LACER™

(Laces all Clipper Baler Hooks, RHTX, 2-7)

BELT WIDTH		ORDERING NUMBER	ITEM CODE	WT. KGS.
mm	in.			
175	7"	BBL-7	03434	23.1
250	10"	BBL-10	03435	23.1

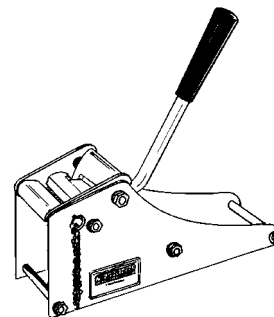


Baler Belt Lacer

LEVER LACER

(For thin belts or tapes up to 50.8 mm (2") wide.)

HOOK SIZE	ORDERING NUMBER	ITEM CODE	WT. KGS.
25	25LEVER	03014	2.3
36	36LEVER	04223	2.3

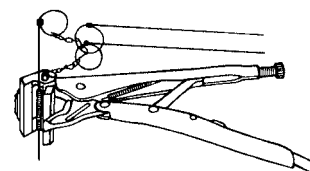


Lever Lacer

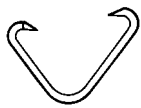
PLIER-TAPE LACER

(For thin belts or tapes up to 50.8 mm (2") wide.)

ORDERING NUMBER	ITEM CODE	WT. KGS.
PTL25	18015	1.6
PTL30	18017	1.7
PTL1	18016	1.6



Plier-Tape Lacer

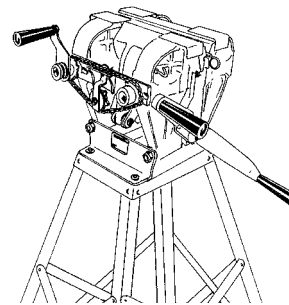


Clipper® Production Lacers

#12 SPEED LACER

(Includes #2-7 Retainer)

BELT WIDTH		ORDERING NUMBER	ITEM CODE	WT. KGS.
mm	in.			
300	12"	12LACER	03167	80.3
CHAIN DRIVE ATTACHMENT				
12 LACER-CHAIN			03225	10.9



#12 Speed Lacer

CLIPPER® HOOK RETAINER

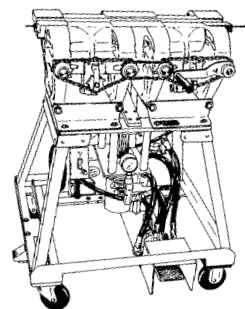
FOR #12 SPEED LACER

(Includes one Lacer Pin)

DESCRIPTION	HOOK SIZE	ORDERING NUMBER	ITEM CODE	WT. KGS.
Acusteel	25	HR25-12	03822	0.8
Acusteel	30,36,UCM36	HR36-12	03170	0.7
Acusteel	1,UX-1	HR1-12	03168	0.7
Acusteel	2-7,U2-U7	HR2-12	03211	0.7

300 mm (12") LACER PIN FOR #12 SPEED LACER

HOOK SIZE	ORDERING NUMBER	ITEM CODE
25,30,36,1	LP1/36-12	03169
2-7	LP2-12	03222



Electric Hydraulic Lacer

ELECTRIC HYDRAULIC POWER LACERS

(Includes #2-7 Retainer)

BELT WIDTH		ORDERING NUMBER	ITEM CODE	WT. KGS.
mm	in.			
300	12"	EH-12	03037	161.0
625	25"	EH-25	03038	254.0
950	38"	EH-38	03039	396.9

NOTE: Please specify 115 or 230 volt wiring requirements when ordering. Can be ordered for International Requirements.

ELECTRIC HYDRAULIC LACER COVER

LACER SIZE		ORDERING NUMBER	ITEM CODE	WT. KGS.
mm	in.			
300	12"	Cover-12	03452	1.4
625	25"	Cover-25	03453	1.8
950	38"	Cover-38	03519	2.3

CLIPPER® HOOK RETAINER FOR POWER LACERS

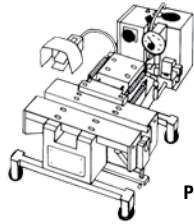
(Includes one Lacer Pin)

BELT WIDTH		ORDERING NUMBER	ITEM CODE	WT. KGS.
mm	in.			
HOOK SIZE 25				
300	12"	HR25-12	03822	0.8
625	25"	HR25-25	03823	1.5
950	38"	HR25-38	03824	1.9
HOOK SIZE 30, 36, UCM36				
300	12"	HR36-12	03170	0.7
625	25"	HR36-25	03154	1.5
950	38"	HR36-38	03155	1.9
HOOK SIZE 1, UX-1				
300	12"	HR1-12	03168	0.7
625	25"	HR1-25	03143	1.5
950	38"	HR1-38	03150	1.9
HOOK SIZE 2-7, U2-U7				
300	12"	HR2-12	03211	0.7
625	25"	HR2-25	03051	1.5
950	38"	HR2-38	03148	1.9

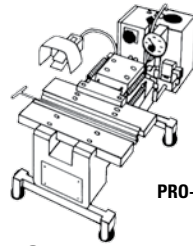
CLIPPER® REPLACEMENT LACER PINS FOR POWER LACER

BELT WIDTH		ORDERING NUMBER	ITEM CODE
mm	in.		
HOOK SIZE 25, 36, 1			
300	12"	LP1/36-12	03169
625	25"	LP1/36-25	03162
950	38"	LP1/36-38	03163
HOOK SIZE 2-7			
300	12"	LP2-12	03222
625	25"	LP2-25	03054
950	38"	LP2-38	03156

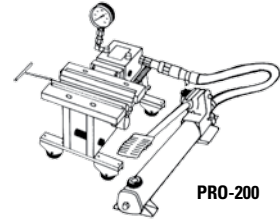
Clipper® Production Lacers



PRO-600



PRO-400



PRO-200

PRO-600 & PRO-6000 LACER

(Does not include comb - purchase separately)

ORDERING NUMBER	ITEM CODE	WT. KGS.
PRO-600	18057	133.4
PRO-6000	18978	138.0

COMBS FOR PRO-600 & PRO-6000 LACER

(Includes Gauge Pins)

BELT WIDTH		ORDERING NUMBER	ITEM CODE	WT. KGS.
		HOOK SIZE 25		
mm	in.			
600	24"	P6CLPR25M-24	03526	4.6
900	36"	P6CLPR25M-36	03538	5.9
1200	48"	P6CLPR25M-48	03551	7.0
1500	60"	P6CLPR25M-60	03531	8.4
		HOOK SIZE 36, UCM36, 30		
600	24"	P6CLPR36M-24	03524	4.6
900	36"	P6CLPR36M-36	03537	5.9
1200	48"	P6CLPR36M-48	03539	7.0
1500	60"	P6CLPR36M-60	03529	8.4
		HOOK SIZE 1, UX1		
600	24"	P6CLPR1M-24	03534	4.6
900	36"	P6CLPR1M-36	03535	5.9
1200	48"	P6CLPR1M-48	03550	7.0
1500	60"	P6CLPR1M-60	03528	8.4
		HOOK SIZE 2-7, U2-U7		
600	24"	P6CLPR2M-24	03533	4.6
900	36"	P6CLPR2M-36	03536	5.9
1200	48"	P6CLPR2M-48	03532	7.0
1500	60"	P6CLPR2M-60	03527	8.4

PRO-400 LACER

(Does not include adapter - purchase separately)

ORDERING NUMBER	ITEM CODE	WT. KGS.
PRO-400	18048	133.4

ADAPTERS FOR PRO-400 LACER- 356 mm (14")

(Includes 1.5 and 2.0 mm Gauge Pins)

HOOK SIZE	ORDERING NUMBER	ITEM CODE	WT. KGS.
25	P4CLPR25	03649	3.3
36, 30	P4CLPR36	03140	3.4
1	P4CLPR1	03525	3.4
2-7	P4C2	18052	3.6

ALLIGATOR® ADAPTERS-PRO-400

(Includes Gauge Pins)

ORDERING NUMBER	ITEM CODE	WT. KGS.	LACING SIZE
P4GF	18055	3.2	1 & 7
P4GF15	18056	3.3	15

REPLACEMENT LACER PINS FOR PRO-400 LACER

FOR COMB NUMBER	DIAMETER (mm)	ITEM CODE	WT. KGS.
P4C25/36	1.5	19395	.05
P4C25/36	1.8 x 1.5	03738	.05
P4C25/36	2.0 x 1.5	03745	.05
P4C1	1.8	03715	.05
P4C1	2.0	19350	.05
P4C1	2.5 x 2.0	19380	.05
P4C1	3.0 x 2.0	19351	.05
P4C2	2.5	19349	.14
P4C2	3.5 x 3.0	03725	.14
P4C2	4.0 x 3.0	03724	.14

PRO-200 LACER

(Does not include adapter - purchase separately)

ORDERING NUMBER	ITEM CODE	WT. KGS.
PRO-200	18036	31.7
PRO-200EH	03707	36.3

ADAPTERS FOR PRO-200 LACER- 203 mm (8")

(Includes 1.5 and 2.0 mm Gauge Pins)

HOOK SIZE	ORDERING NUMBER	ITEM CODE	WT. KGS.
25	P2CLPR25	03650	2.0
36, 30	P2CLPR36	03591	2.0
1	P2CLPR1	03651	2.2
2-7	P2C2	18043	2.4

ALLIGATOR® ADAPTERS-PRO-200

(Includes Gauge Pins)

ORDERING NUMBER	ITEM CODE	WT. KGS.	LACING SIZE
P2GF	18046	1.6	1 & 7
P2GF15	18047	2.0	15

REPLACEMENT LACER PINS FOR PRO-200 LACER

FOR COMB NUMBER	DIAMETER (mm)	ITEM CODE	WT. KGS.
P2C25/36	1.5	19340	.05
P2C25/36	1.8 x 1.5	03739	.05
P2C25/36	2.0 x 1.5	03744	.05
P2C1	1.8	03713	.05
P2C1	2.0	19341	.05
P2C1	2.5 x 2.0	19342	.05
P2C1	3.0 x 2.0	19343	.05
P2C2	2.5	19339	.14
P2C2	3.5 x 3.0	03717	.14
P2C2	4.0 x 3.0	03718	.14

REPLACEMENT LACER PINS FOR PRO-600 LACER

BELT WIDTH		ITEM CODE			WT. KGS.
mm	in.	FOR COMB NUMBER P6C25/36			
		1.5 mm	1.8 mm x 1.5 mm	2.0 mm x 1.5 mm	
600	24"	03729	03734	03743	0.1
900	36"	03727	03735	03742	0.1
1200	48"	03728	03736	03741	0.1
1500	60"	19358	03737	03740	0.1
		FOR COMB NUMBER P6C1			
		1.8 mm	2.0 mm	2.5 mm x 2.0 mm	3.0 mm x 2.0 mm
600	24"	03710	19361	19362	03722
900	36"	03709	03714	03721	03733
1200	48"	03708	03711	03723	03732
1500	60"	19378	03712	03716	03731
		FOR COMB NUMBER P6C2			
		2.5 mm	3.5 mm x 3.0 mm	4.0 mm x 3.0 mm	
600	24"	19364	19365	19366	0.1
900	36"	03726	03719	03720	0.1
1200	48"	19368	19370	19371	0.1
1500	60"	19373	19375	19376	0.1


ALLIGATOR® COMBS-PRO-600

(Includes Gauge Pins)

ORDERING NUMBER	ITEM CODE	WT. KGS.	LACING SIZE
P6ALL100M-24	03914	3.9	00
P6ALL100M-36	03915	5.9	00
P6ALL11&7-24	03916	3.9	1&7
P6ALL11&7-36	03917	5.9	1&7
P6ALL115-24	03919	3.9	15
P6ALL115-36	03920	5.9	15

REPLACEMENT PARTS

DESCRIPTION	ITEM CODE	WT. KGS.
Return Springs	19100	0.5
Adapter Spring Clip	19194	0.5
Linear Bearing	19200	0.9
Brass Bushing	19300	2.3



How Clipper® Patch Fastener Hooks Work

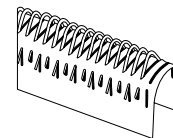
Clipper® Laundry Patch Fasteners are manufactured from double-flattened wire which increases the holding ability as well as the transverse stability of the individual hooks, providing a flat and even splice area. The hook points are horizontally-cut, ensuring that they are bent accurately down towards the belt edge, which is especially important for thin belts used in laundry feeder and folding machine applications.

Available in either galvanized or 316L stainless steel, the hooks are integrated into the polyester patch material and are pre-cut to belt widths with leading and trailing ends. The patch is available with a custom logo if desired. Corrugated Perlon hinge pins are included with each box of fasteners, are corrosion-free, and provide lubrication to the splice joint.

Applications	Installation Method	What You Need for Installation
<ul style="list-style-type: none"> Commercial Laundries 	Clipper Patch Fastener Hooks can be installed with the Pro 120 on-site maintenance lacer or the Pro 150 production lacer.	<ul style="list-style-type: none"> Patch Fastener Hooks Connecting Pin Installation Tool
How to Specify the Correct Clipper® Fastener	Fastener Metal Selection	Hinge Pin Selection
<ol style="list-style-type: none"> Measure your Belt Thickness. Measure the Diameter of the Smallest Pulley in your Drive with Belt Wrap more than 90°. Choose the fastener width that is appropriate for your specifications. 	<p>Galvanized Steel. For basic applications, galvanized steel is recommended.</p> <p>Stainless Steel. Type 316 Stainless Steel offers more resistance than galvanized steel to abrasion, acids, chemicals, rusting, and magnetic attraction.</p>	<p>CP Corrugated Perlon.</p>

Fastener and Pin Size Selection Chart

Minimum Pulley Diameter	Wire Diameter		Connecting Pin Size		Belt Thickness
	mm	in.	mm	in.	
25 mm (15/16")	0.62	.024	1.40	.055	2.0 mm (.078") 25SP



FASTENERS

#25 SHORT-POINT GALVANIZED ON PATCH with Corrugated Perlon Hinge Pins

	PATCH WIDTH		ORDERING NUMBER (BOX)	ITEM CODE	WT. PER BOX KGS.	HOOKS PER STRIP	STRIPS PER BOX
	in.	mm					
25SP	1.38	35	25SP-G-035W-P	05512	0.66	15 + 16	200
	1.57	40	25SP-G-040W-P	05513	0.79	19 + 20	200
	1.89	48	25SP-G-048W-P	05514	0.88	24 + 25	200
	1.97	50	25SP-G-050W-P	05515	0.93	26 + 27	200
	2.24	57	25SP-G-057W-P	05516	1.01	30 + 31	200
	2.48	63	25SP-G-063W-P	05517	1.06	33 + 34	200
	2.95	75	25SP-G-075W-P	05518	1.28	39 + 40	200
	3.54	90	25SP-G-090W-P	05519	0.79	46 + 47	100
	3.94	100	25SP-G-100W-P	05520	0.88	54 + 55	100
	4.53	115	25SP-G-115W-P	05521	0.97	61 + 62	100

Patch with customer logo available for +10% upcharge (one color only). Minimum order 10 boxes. 8 week lead time.

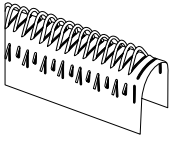
#25 SHORT-POINT 316L STAINLESS STEEL ON PATCH with Corrugated Perlon Hinge Pins

	PATCH WIDTH		ORDERING NUMBER (BOX)	ITEM CODE	WT. PER BOX KGS.	HOOKS PER STRIP	STRIPS PER BOX
	in.	mm					
25SP	1.38	35	25SP-SS-035W-P	05522	0.66	15 + 16	200
	1.57	40	25SP-SS-040W-P	05523	0.79	19 + 20	200
	1.89	48	25SP-SS-048W-P	05524	0.88	24 + 25	200
	1.97	50	25SP-SS-050W-P	05525	0.93	26 + 27	200
	2.24	57	25SP-SS-057W-P	05526	1.01	30 + 31	200
	2.95	75	25SP-SS-075W-P	05528	1.28	39 + 40	200
	3.54	90	25SP-SS-090W-P	05529	0.79	46 + 47	100
	3.94	100	25SP-SS-100W-P	05530	0.88	54 + 55	100
	4.53	115	25SP-SS-115W-P	05531	0.97	61 + 62	100

Patch with customer logo available for +10% upcharge (one color only). Minimum order 10 boxes. 8 week lead time.

CORRUGATED PERLON HINGE PINS (PRE-CUT)

PATCH WIDTH		PINS PER PACKAGE	ORDERING NUMBER	ITEM CODE
in.	mm			
1.38	35	100	CP1.4-035-100/BX	04385
1.57	40	100	CP1.4-040-100/BX	04386
1.89	48	100	CP1.4-048-100/BX	04387
1.97	50	100	CP1.4-050-100/BX	04388
2.24	57	100	CP1.4-057-100/BX	04389
2.48	63	100	CP1.4-063-100/BX	04390
2.95	75	100	CP1.4-075-100/BX	04391
3.54	90	50	CP1.4-090-50/BX	04392
3.94	100	50	CP1.4-100-50/BX	04393
4.53	115	50	CP1.4-115-50/BX	04394



Clipper® Patch Fastener Hooks

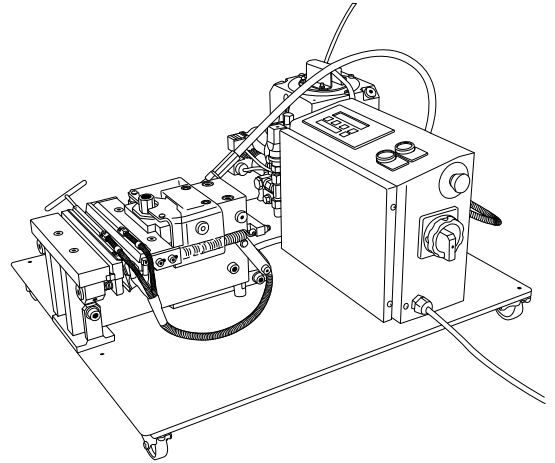
CLIPPER® PRODUCTION LACERS

PRO-150 LACER AND HYDRAULIC PUMP

(Does not include adapter)

ORDERING NUMBER	ITEM CODE	WT. KGS.
115 VOLT; SINGLE PHASE; 60 HZ		
PRO-150-115V1PH-60HZ	04379	47.0
230 VOLT; SINGLE PHASE; 60 HZ		
PRO-150-230V1PH-60HZ	04380	47.0
230 VOLT; SINGLE PHASE; 50 HZ		
PRO-150-230V1PH-50HZ	04381	47.0
200 VOLT; THREE PHASE; 50/60 HZ		
PRO-150-200V3PH-50/60HZ	04382	47.0
230 VOLT; THREE PHASE; 50/60 HZ		
PRO-150-230V3PH-50/60HZ	04383	47.0
400 VOLT; THREE PHASE; 50/60 HZ		
PRO-150-400V3PH-50/60HZ	04384	47.0

For Clipper Production Lacers range the discount is your standard BCP discount.



ADAPTER FOR PRO-150 LACER

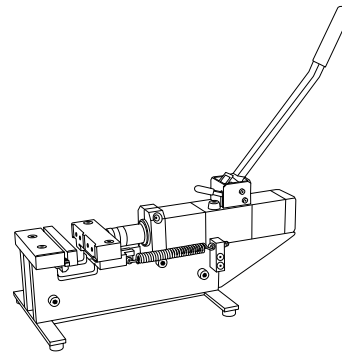
(Includes 1.6 mm gauge pin)

HOOK SIZE	ORDERING NUMBER	ITEM CODE	WT. KGS.
25 PATCH	P150CLPR25SPP115V	04377	2.0
25 PATCH	P150CLPR25SPP230V	04415	2.0

PRO-120 LACER

(Does not include adapter or temperature controller - purchase separately)

ORDERING NUMBER	ITEM CODE	WT. KGS.
PRO-120	04374	16.0



ADAPTER FOR PRO-120 LACER

(Includes 1.6 mm gauge pin)

HOOK SIZE	ORDERING NUMBER	ITEM CODE	WT. KGS.
25 PATCH	P120CLPR25SPP	04376	2.0

TEMPERATURE CONTROLLER FOR PRO-120 LACER

ORDERING NUMBER	ITEM CODE	WT. KGS.
PRO-120TC-115V-60HZ	04378	2.7

□ Stock Items (non-shaded) carried in factory inventory.

■ Made To Order Items (shaded) have added lead time.

Non-Listed Items are available.
Request quote for price and delivery.



How Alligator® Lacing Works

Hammer applied Alligator® Lacing utilizes a design with teeth that are formed so that when they are driven parallel to the length of the belt, the vital longitudinal carcass fibers are not severed.

The compression fit of the connecting bar provides a strong, vise-like hold on the belt

and distributes belt tension evenly across the entire belt width. The one-piece fastener strip also ensures that there are no loose pieces to work themselves out of the belt and into the conveyed product. The flat splice obtained with a continuous strip of lacing also helps with hinge pin insertion.

Applications	Installation Method	What You Need for Installation
<ul style="list-style-type: none"> Manufacturing Assembly Lines Food, Package, and Parts Handling Checkout Counters Agricultural Equipment 	Requires only a hammer; no special tools needed. Unique, patented clips and round gauge rod act as an "extra" pair of hands.	<ul style="list-style-type: none"> Fasteners Hinge Pin Hammer
How to Specify the Correct Alligator® Lacing	Fastener Metal Selection	Hinge Pin Selection
<ol style="list-style-type: none"> Determine Belt Tension (kN/m, PIW). Measure your Belt Thickness. Measure the Diameter of the Smallest Pulley in your Drive with Belt Wrap more than 90°. Choose the fastener size that is appropriate for your specifications in the selection chart below. 	<p>Steel. Standard fastener material.</p> <p>Stainless Steel. Type 316 Stainless Steel</p>	<p>H Steel Corrugated - for all sizes of Alligator belt lacing.</p> <p>SH Stainless Steel Corrugated - for all sizes of Alligator belt lacing.</p> <p>RH Rocker Hinge Pin - for transmission belt lacing, two-piece pin to reduce friction and wear on loops and lacing.</p> <p>NC Nylon Covered Steel Cable - for easier hinge pin insertion.</p> <p>NCS Nylon Covered Stainless Cable - for greater corrosion resistance.</p>

Alligator® Lacing Selection Chart

Lacing Size	For Belts With Mechanical Fastener Ratings Up To:		Belt Thickness Range		Recommended Min. Pulley Diameter		Approx. Corrugated Hinge Pin Diameter	
	kN/m	P.I.W.	mm	in.	mm	in.	mm	in.
00	4.3	25	Up thru 1.6	Up thru 1/16	25	1	1.2	3/64
1	7.8	45	1.6-2.4	1/16-3/32	38	1-1/2	1.6	1/16
7	8.7	50	2.4-3.6	3/32-9/64	51	2	1.6	1/16
15	11.4	65	3.2-4.0	1/8-5/32	64	2-1/2	2.4	3/32
20	16.6	95	4.0-4.8	5/32-3/16	76	3	2.8	7/64
25	17.5	100	4.8-5.6	3/16-7/32	102	4	3.2	1/8
27	17.5	100	5.6-7.1	7/32-9/32	127	5	3.2	1/8
35	26.0	150	7.1-7.9	9/32-5/16	178	7	3.6	9/64
45	28.0	165	7.9-9.5	5/16-3/8	229	9	4.8	3/16
55	30.0	175	9.5-11.1	3/8-7/16	305	12	5.2	13/64
65	35.0	200	11.1-12.7	7/16-1/2	356	14	5.2	13/64



Alligator[®] Conveyor Belt Lacing

FASTENERS

STEEL LACING WITH STEEL CORRUGATED HINGE PIN

BELT WIDTH		ORDERING NUMBER	ITEM CODE	WT. KGS.	ORDERING NUMBER	ITEM CODE	WT. KGS.	ORDERING NUMBER	ITEM CODE	WT. KGS.	ORDERING NUMBER	ITEM CODE	WT. KGS.	ORDERING NUMBER	ITEM CODE	WT. KGS.
mm	in.	00			1A			1B			7			15		
300	12"	00-12	10050	0.1	1A-12	10070	0.2	Note: Size 1A and 1B Alligator lacing has been modified to allow for complete interchangeability. For machine applied lacing, order the corresponding 1A size.	7-12	10090	0.3	15-12	10482	0.5		
350	14"	00-14	10051	0.2	1A-14	10071	0.3		7-14	10091	0.4	15-14	10110	0.5		
400	16"	00-16	10052	0.2	1A-16	10072	0.4		7-16	10092	0.5	15-16	10111	0.6		
450	18"	00-18	10053	0.2	1A-18	10073	0.4		7-18	10093	0.5	15-18	10112	0.7		
500	20"	00-20	10054	0.3	1A-20	10074	0.5		7-20	10094	0.5	15-20	10113	0.7		
550	22"	00-22	10055	0.3	1A-22	10075	0.5		7-22	10095	0.6	15-22	10114	0.8		
600	24"	00-24	10056	0.3	1A-24	10076	0.5		7-24	10096	0.6	15-24	10115	0.9		
650	26"								7-26	10097	0.7	15-26	10116	1.0		
700	28"								7-28	10098	0.7	15-28	10117	1.0		
750	30"	00-30	10059	0.4	1A-30	10079	0.6		7-30	10099	0.8	15-30	10118	1.1		
800	32"								7-32	10100	0.9	15-32	10119	1.2		
900	36"	00-36	10061	0.5	1A-36	10081	0.7		7-36	10101	0.9	15-36	10120	1.2		
1050	42"	00-42	10062	0.5	1A-42	10082	0.9		7-42	10102	1.0	15-42	10121	1.5		
1200	48"	00-48	10063	0.6	1A-48	10083	0.9		7-48	10103	1.2	15-48	10122	1.7		
1500	60"	00-60	10065	0.8	1A-60	10085	1.2		7-60	10105	1.5	15-60	10124	2.2		
		00-600	13605	0.3	1A-600	13642	0.5	7-600	13662	0.7						
		20			25			27			35			45		
300	12"	20-12	10483	0.6	25-12	10484	0.7	27-12	10485	0.8	35-12	10486	1.3	45-12	10487	1.5
350	14"	20-14	10130	0.7	25-14	10150	0.7	27-14	10165	1.0	35-14	10180	1.5	45-14	10196	1.8
400	16"	20-16	10131	0.8	25-16	10151	0.9	27-16	10166	1.0	35-16	10181	1.7	45-16	10197	2.1
450	18"	20-18	10132	0.9	25-18	10152	1.0	27-18	10167	1.2	35-18	10182	1.9	45-18	10198	2.3
500	20"	20-20	10133	1.0	25-20	10153	1.1	27-20	10168	1.4	35-20	10183	2.1	45-20	10199	2.5
550	22"	20-22	10134	1.0	25-22	10154	1.2	27-22	10169	1.4						
600	24"	20-24	10135	1.1	25-24	10155	1.3	27-24	10170	1.5	35-24	10185	2.5	45-24	10201	3.1
650	26"				25-26	10156	1.4	27-26	10171	1.7						
700	28"	20-28	10137	1.4	25-28	10157	1.6	27-28	10172	1.8						
750	30"	20-30	10138	1.5	25-30	10158	1.6	27-30	10173	1.9	35-30	10188	3.1	45-30	10204	3.9
800	32"	20-32	10139	1.5				27-32	10174	2.1						
900	36"	20-36	10140	1.7	25-36	10160	2.0	27-36	10175	2.3	35-36	10190	3.7	45-36	10206	4.6
1050	42"	20-42	10141	2.1	25-42	10161	2.3	27-42	10176	2.7	35-42	10191	4.4	45-42	10207	5.4
1200	48"	20-48	10142	2.3	25-48	10162	2.6	27-48	10177	3.0	35-48	10192	5.0	45-48	10208	6.1
1350	54"				25-54	10163	2.9	27-54	10178	3.4	35-54	10193	5.6			
1500	60"	20-60	10144	2.9	25-60	10164	3.2	27-60	10179	3.7	35-60	10194	6.2	45-60	10210	7.6
					25-600	13720	1.3									
		55			65											
300	12"	55-12	10488	2.2	65-12	10489	2.6									
350	14"	55-14	10212	2.6												
400	16"	55-16	10213	2.9												
450	18"	55-18	10214	3.3	65-18	10232	4.0									
500	20"	55-20	10215	3.6												
600	24"	55-24	10217	4.4	65-24	10235	5.2									
750	30"	55-30	10220	5.4	65-30	10238	6.6									
900	36"	55-36	10222	6.4	65-36	10240	7.8									
1050	42"	55-42	10223	7.5												
1200	48"	55-48	10224	8.7	65-48	10242	10.4									
1500	60"	55-60	10226	10.8	65-60	10244	13.1									
		55-600	13797	4.3												


Any lengths over 1500 mm (60") are sold by the set.

- Stock Items** (non-shaded) carried in factory inventory.
- Made To Order Items** (shaded) allow one week for production. In most cases, the next standard stock item can be adapted to meet your requirements.
- Non-Listed Items** are available. Request quote for price and delivery.

ALLIGATOR[®] LACING

CARTON CONTENTS:

- 4 Sets Lacing
- 4 Hinge Pins
- 1 Gauge Pin
- Required amount of clips







FASTENERS

316 STAINLESS LACING WITH 300 SERIES STAINLESS CORRUGATED HINGE PINS

BELT WIDTH		ORDERING NUMBER	ITEM CODE	WT. KGS.	ORDERING NUMBER	ITEM CODE	WT. KGS.	ORDERING NUMBER	ITEM CODE	WT. KGS.	ORDERING NUMBER	ITEM CODE	WT. KGS.	ORDERING NUMBER	ITEM CODE	WT. KGS.
mm	in.	00S			1S			1BS			7S			15S		
300	12"	00S-12	10528	0.1	1S-12	10545	0.2	Note: Size 1S and 1BS Alligator lacing has been modified to allow for complete interchangeability. For machine applied lacing, order the corresponding 1S size.	7S-12	10562	0.3	15S-12	10491	0.5		
350	14"	00S-14	10529	0.2	1S-14	10546	0.2		7S-14	10563	0.4	15S-14	10579	0.5		
400	16"	00S-16	10530	0.2	1S-16	10547	0.4		7S-16	10564	0.5	15S-16	10580	0.6		
450	18"	00S-18	10531	0.2	1S-18	10548	0.4		7S-18	10565	0.5	15S-18	10581	0.7		
500	20"	00S-20	10532	0.3	1S-20	10549	0.5		7S-20	10566	0.5	15S-20	10582	0.8		
600	24"	00S-24	10534	0.3	1S-24	10551	0.5		7S-24	10568	0.6	15S-24	10584	0.9		
700	28"								7S-28	10570	0.7	15S-28	10586	1.0		
750	30"	00S-30	10537	0.4	1S-30	10554	0.6		7S-30	10571	0.8	15S-30	10587	1.1		
900	36"	00S-36	10539	0.5	1S-36	10556	0.8		7S-36	10573	1.0	15S-36	10589	1.3		
1050	42"	00S-42	10540	0.5	1S-42	10557	0.9		7S-42	10574	1.1	15S-42	10590	1.6		
1200	48"	00S-48	10541	0.6	1S-48	10558	1.0		7S-48	10575	1.2	15S-48	10591	1.8		
1350	54"				1S-54	10559	1.4									
1500	60"	00S-60	10543	0.8	1S-60	10560	1.3		7S-60	10577	1.7	15S-60	10593	2.2		
		00S-600	13394	0.3	1S-600	13873	0.5		7S-600	13892	0.7					
		00S-900	13844	0.5												
		20S			25S			27S			35S			45S		
300	12"	20S-12	10492	0.6	25S-12	10493	0.7	27S-12	10494	0.8	35S-12	10495	1.3	45S-12	10496	1.5
350	14"	20S-14	10595	0.7	25S-14	10611	0.8	27S-14	10627	1.0	35S-14	10643	1.5			
400	16"	20S-16	10596	0.8	25S-16	10612	0.9	27S-16	10628	1.1	35S-16	10644	1.8			
450	18"	20S-18	10597	0.9	25S-18	10613	1.0	27S-18	10629	1.2	35S-18	10645	1.9	45S-18	10661	2.4
500	20"	20S-20	10598	1.0	25S-20	10614	1.1	27S-20	10630	1.4	35S-20	10646	2.1			
600	24"	20S-24	10600	1.2	25S-24	10616	1.4	27S-24	10632	1.4	35S-24	10648	2.5	45S-24	10664	3.2
750	30"	20S-30	10603	1.5	25S-30	10619	1.7	27S-30	10635	2.0	35S-30	10651	3.2	45S-30	10667	3.7
900	36"	20S-36	10605	1.8	25S-36	10621	2.0	27S-36	10637	2.4	35S-36	10653	3.8	45S-36	10669	4.7
1050	42"	20S-42	10606	2.1	25S-42	10622	2.2	27S-42	10638	2.8	35S-42	10654	4.6	45S-42	10670	5.4
1200	48"	20S-48	10607	2.4	25S-48	10623	2.6	27S-48	10639	3.2	35S-48	10655	5.0	45S-48	10671	6.3
1500	60"	20S-60	10609	3.0	25S-60	10625	3.4	27S-60	10641	3.9	35S-60	10657	6.4			
		55S														
450	18"	55S-18	10677	3.3												
600	24"	55S-24	10680	4.4												
750	30"	55S-30	10683	5.4												
900	36"	55S-36	10685	7.6												
1200	48"	55S-48	10687	8.7												

 **Stock Items** (non-shaded) carried in factory inventory.

 **Made To Order Items** (shaded) allow one week for production. In most cases, the next standard stock item can be adapted to meet your requirements.

Non-Listed Items are available. Request quote for price and delivery.



Alligator[®] Conveyor Belt Lacing

EXTRA HINGE PINS



STEEL (H) CORRUGATED HINGE PINS – PACKAGES OF 10 PINS

BELT WIDTH		ORDERING NUMBER	ITEM CODE	WT. KGS.	ORDERING NUMBER	ITEM CODE	WT. KGS.	ORDERING NUMBER	ITEM CODE	WT. KGS.	ORDERING NUMBER	ITEM CODE	WT. KGS.
mm	in.	For 00			For 1 or 7			For 15			For 20		
150	6	00H6	10030	0.05	1&7H6	10031	0.05						
300	12	00H12	11075	0.05	1&7H12	11092	0.05	15H12	10033	0.1	20H12	10034	0.1
450	18	00H18	11078	0.05	1&7H18	11095	0.1	15H18	11126	0.2	20H18	11142	0.2
600	24	00H24	11081	0.05	1&7H24	11098	0.1	15H24	11129	0.2	20H24	11145	0.3
750	30	00H30	11084	0.1	1&7H30	11101	0.1	15H30	11132	0.3	20H30	11148	0.3
900	36	00H36	11086	0.1	1&7H36	11103	0.1	15H36	11134	0.4	20H36	11150	0.4
1200	48	00H48	11088	0.1	1&7H48	11105	0.2	15H48	11136	0.5	20H48	11152	0.5
1500	60	00H60	11090	0.1	1&7H60	11107	0.2	15H60	11138	0.5	20H60	11154	0.7
		For 25 or 27			For 35			For 45			For 55 or 65		
300	12	25&27H12	10035	0.2	35H12	10037	0.3	45H12	10038	0.4			
450	18	25&27H18	11157	0.3	35H18	11187	0.5						
600	24	25&27H24	11160	0.4	35H24	11190	0.6	45H24	11205	0.8	55&65H24	11220	1.3
750	30	25&27H30	11163	0.5	35H30	11193	0.7						
900	36	25&27H36	11165	0.5	35H36	11195	0.8	45H36	11210	1.2	55&65H36	11225	2.0
1200	48	25&27H48	11167	0.8	35H48	11197	1.1	45H48	11212	1.7	55&65H48	11227	2.5
1500	60	25&27H60	11169	1.1	35H60	11199	1.5	45H60	11214	2.0	55&65H60	11229	3.4

STAINLESS (SH) CORRUGATED HINGE PINS – 300 SERIES – PACKAGES OF 10 PINS

BELT WIDTH		ORDERING NUMBER	ITEM CODE	WT. KGS.	ORDERING NUMBER	ITEM CODE	WT. KGS.	ORDERING NUMBER	ITEM CODE	WT. KGS.	ORDERING NUMBER	ITEM CODE	WT. KGS.
mm	in.	For 00			For 1 or 7			For 15			For 20		
300	12				1&7SH12	11846	0.05						
450	18				1&7SH18	11849	0.1	15SH18	11878	0.2			
600	24	00SH24	11831	0.05	1&7SH24	11852	0.1	15SH24	11881	0.2	20SH24	11906	0.2
750	30				1&7SH30	11855	0.1	15SH30	11884	0.3	20SH30	11909	0.3
900	36	00SH36	11836	0.1	1&7SH36	11857	0.2	15SH36	11886	0.4	20SH36	11911	0.4
1200	48	00SH48	11838	0.1	1&7SH48	11859	0.2	15SH48	11888	0.4	20SH48	11913	0.5
1500	60	00SH60	11840	0.1	1&7SH60	11861	0.2	15SH60	11890	0.5			
		For 25 or 27			For 35			For 45			For 55 or 65		
300	12	25&27SH12	11925	0.2	35SH12	11950	0.3						
450	18	25&27SH18	11928	0.3									
600	24	25&27SH24	11931	0.4	35SH24	11956	0.5				55&65SH24	11998	1.3
750	30	25&27SH30	11934	0.5	35SH30	11959	0.7						
900	36	25&27SH36	11936	0.6	35SH36	11961	0.9	45SH36	11982	1.3			
1200	48	25&27SH48	11938	0.8	35SH48	11963	1.2	45SH48	11984	2.0			
1500	60	25&27SH60	11940	0.9									

EXTRA CLIPS

6 CLIPS PER PACKAGE

FASTENER SIZE	ORDERING NUMBER	ITEM CODE	WT. KGS.
1, 7	1 & 7 CLIP	13256	0.01
15, 20	15 & 20 CLIP	13250	0.01
25, 27	25 & 27 CLIP	13252	0.02
35	35 CLIP	13253	0.02
45	45 CLIP	13254	0.02

Alligator[®] Transmission Belt Lacing



FASTENERS

STRIP LENGTH		ORDERING NUMBER	ITEM CODE	SETS/BOX	WT. KGS.
		STEEL			
150	6"	00	10000	6	0.1
150	6"	1A	10001	6	0.1
150	6"	7	10002	6	0.2
300	12"	15	10003	4	0.4
300	12"	20	10004	4	0.5
300	12"	25D	10005	4	0.6
300	12"	25G	10007	8	1.2
300	12"	27K	10008	4	0.8
300	12"	27L	10009	8	1.5
300	12"	35N	10011	4	1.2
300	12"	45U	10012	4	1.5
300	12"	55W	10013	4	2.1
300	12"	65X	10014	4	2.6

ORDERING NUMBER	ITEM CODE	SETS/BOX	WT. KGS.
STAINLESS (TYPE 316)			
00S	10512	6	0.1
1AS	10513	6	0.1
7S-TRANS	10514	6	0.2
15S	10515	4	0.4
20S	10516	4	0.5
25DS	10517	4	0.7
27KS	10519	4	0.8
35NS	10521	4	1.3
45US	10522	4	1.5
55WS	10523	4	2.3

ECONOMY PACKAGES – 305 mm (12") Strips

ORDERING NUMBER	ITEM CODE	SETS/BOX	WT. KGS.
15E	10020	10	1.5
20E	10021	10	1.9
25E	10022	10	2.2
27E	10023	10	2.6
35E	10024	10	3.8

TRANSMISSION BELT LACING

CARTON CONTENTS:

Fastener Sets as indicated above:


Sizes #00, 1 and 7 are 152.4 mm (6") strips.

Sizes #15 through 65 are 304.8 mm (12") strips.

Rocker Hinge Pins (Sizes 00, 1A,

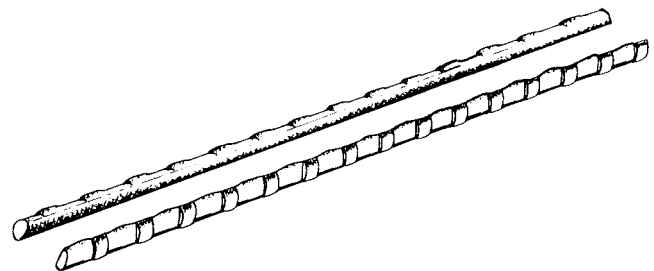
7, 00S, 1AS and 7S come with Corrugated Hinge Pins.)

1 Gauge Pin



ROCKER HINGE PINS (EXTRA-20/PACKAGE) FOR TRANSMISSION BELT LACING


ORDERING NUMBER	ITEM CODE	ORDERING NUMBER	ITEM CODE	WT. KGS.
STEEL (RH)		STAINLESS (SRH)		
15RH12	12375			0.1
20RH12	12376	20SRH12	12388	0.1
		25SRH12	12389	0.2
27RH12	12378			0.2
35RH12	12379			0.3
45RH12	12380			0.4
55&65RH12	12381			0.6



Stock Items (non-shaded) carried in factory inventory.

Made To Order Items (shaded) allow one week for production. In most cases, the next standard stock item can be adapted to meet your requirements.

Non-Listed Items are available. Request quote for price and delivery.



How Alligator® Ready Set™ Staple Fasteners Work

Designed for light and medium duty synthetic carcass belting, the Alligator® Staple fastener utilizes high tensile, stainless steel staple attachment, in conjunction with an extended plate design. This design separates the point of fastener penetration from the line of belt flexing to eliminate splice fatigue at the point of belt attachment.

Staple fasteners are furnished in strips with a bridge between each fastener plate. This strip design minimizes the chance of individual parts dislodging into the conveyed

product. The one piece design provides a stronger splice, greater resistance to impact damage, and a smoother, unrippled joint that simplifies hinge pin insertion.

Staples are hammer driven through the fastener and belt, working between the carcass fibers without severing them. The staples are then clinched cross-wise to the belt, so that belt tension does not pull against the staples to unclinch them.

Applications	Installation Method	What You Need for Installation
<ul style="list-style-type: none"> • Package and Parts Handling • Cased Goods • Food • Wood • Agricultural Products 	<p>A portable, lightweight application tool is easily carried to the job for on-site installation. The tool holds belt and fastener while staples are set with a hammer and a staple driver.</p>	<ul style="list-style-type: none"> • Fasteners • Hinge Pin • Installation Tool • Staple Driver • 0.5 kg (1 lb.) Hammer
How to Specify the Correct Alligator® Staple Fastener	Fastener Metal Selection	Hinge Pin Selection
<ol style="list-style-type: none"> 1. Determine Belt Tension (kN/m, PIW). 2. Measure your Belt Thickness. 3. Measure the Diameter of the Smallest Pulley in your Drive with Belt Wrap more than 90°. 4. Choose the fastener size that is appropriate for your specifications in the selection chart below. 	<p>Steel. Standard fastener material.</p> <p>Stainless Steel. Type 316 Stainless Steel provides extra resistance to abrasion, magnetic attraction, and corrosion from acids and chemicals.</p> <p>Type 430 Magnetic Stainless Steel (Sizes 62 and 125).</p> <p>MegAlloy®. (Sizes 125 and 187) For superior resistance to wear and abrasion.</p>	<p>NC Nylon Covered Steel Cable - for use with steel fasteners, flat or troughed belts.</p> <p>NCS Nylon Covered Stainless Steel Cable - for applications with stainless fasteners, flat or troughed belts.</p> <p>SP Steel Spring Wire - for use with steel fasteners in abrasive or gritty material applications, flat belts only.</p> <p>SS Stainless Steel Spring Wire - for use with stainless fasteners, flat belts only.</p>

Alligator® Ready Set™ Staple Fasteners Selection Chart

Fastener Size	Operating Tension Range		Belt Thickness Range		Min. Pulley Diameter		Approx. Hinge Pin Diameter	
	kN/m	P.I.W.	mm	in.	mm	in.	mm (nylon-steel)	in. (nylon-steel)
RS62	17	100	1.5-3.2	1/16-1/8	50	2	nylon 2.0, steel 2.0	nylon .080, steel .080
RS125	28	160	3.2-4.8	1/8-3/16	75	3	nylon 3.6, steel 3.6	nylon .141, steel .141
RS187	35	200	4.8-6.4	3/16-1/4	102	4	nylon 5.2, steel 4.7	nylon .203, steel .187

Alligator® Ready Set™ Staple Fasteners



FASTENERS

CARTON CONTENTS:

- 4 Fastener Sets
- 4 Hinge Pins
- Required Amount of Retaining Washers

STEEL

RS62	BELT WIDTH		ORDERING NUMBER	ITEM CODE	WT. KGS.
	mm	in.			
	WITH NYLON COVERED STEEL CABLE PINS (NC)				
	300	12"	RS62J12/300NC	54476	0.6
	400	16"	RS62J16/400NC	54477	0.8
	450	18"	RS62J18/450NC	54478	0.9
	500	20"	RS62J20/500NC	54479	1.0
	600	24"	RS62J24/600NC	54480	1.2
	750	30"	RS62J30/750NC	54481	1.5
	900	36"	RS62J36/900NC	54482	1.8
	1000	40"	RS62J40/1000NC	54646	2.1
	1050	42"	RS62J42NC	54485	2.1
	1200	47"	RS62J47/1200NC	54647	2.4
	1200	48"	RS62J48NC	54483	2.4
	1500	60"	RS62J60NC	54484	3.0

STAINLESS (TYPE 316)

RS62	BELT WIDTH		ORDERING NUMBER	ITEM CODE	WT. KGS.
	mm	in.			
	WITH STEEL SPRING WIRE PINS (SP)				
	300	12"	RS62J12/300SP	54486	0.6
	450	18"	RS62J18/450SP	54487	0.9
	500	20"	RS62J20/500SP	54492	1.0
	600	24"	RS62J24/600SP	54488	1.2
	750	30"	RS62J30/750SP	54493	1.5
	900	36"	RS62J36/900SP	54489	1.8
	1000	40"	RS62J40SP	54502	2.1
	1200	48"	RS62J48SP	54490	2.4
	1500	60"	RS62J60SP	54491	3.0
WITH STAINLESS SPRING WIRE PINS (SS)					
	300	12"	RS62SJ12/300SS	54494	0.6
	450	18"	RS62SJ18/450SS	54495	0.9
	500	20"	RS62SJ20/500SS	54496	1.0
	600	24"	RS62SJ24/600SS	54497	1.2
	750	30"	RS62SJ30/750SS	54498	1.5
	900	36"	RS62SJ36/900SS	54499	1.8
	1000	40"	RS62SJ42SS	54503	2.1
	1200	48"	RS62SJ48SS	54500	2.4
	1500	60"	RS62SJ60SS	54501	3.0
WITH NYLON COVERED STAINLESS CABLE PINS (NCS)					
	300	12"	RS62SJ12/300NCS	54505	0.6
	450	18"	RS62SJ18/450NCS	54506	0.9
	600	24"	RS62SJ24/600NCS	54507	1.2
	750	30"	RS62SJ30/750NCS	54504	1.5
	900	36"	RS62SJ36/900NCS	54508	1.8
	1000	40"	RS62SJ47/1200NCS	54659	2.5
	1200	48"	RS62SJ48NCS	54509	2.4
	1500	60"	RS62SJ60NCS	54510	3.0

STEEL

RS125	BELT WIDTH		ORDERING NUMBER	ITEM CODE	WT. KGS.
	mm	in.			
	WITH NYLON COVERED STEEL CABLE PINS (NC)				
	100	4"	RS125J4NC*	54513	0.7
	250	10"	RS125J10NC	54514	0.8
	300	12"	RS125J12/300NC	54515	0.9
	350	14"	RS125J14NC	54516	1.0
	400	16"	RS125J16/400NC	54517	1.1
	450	18"	RS125J18/450NC	54518	1.3
	500	20"	RS125J20/500NC	54519	1.5
	600	24"	RS125J24/600NC	54520	1.7
	750	30"	RS125J30/750NC	54521	2.0
	900	36"	RS125J36/900NC	54522	2.5
	1000	40"	RS125J40/1000NC	54670	2.9
	1050	42"	RS125J42NC	54523	3.0
	1200	47"	RS125J47/1200NC	54671	3.3
	1200	48"	RS125J48NC	54524	3.4
	1500	60"	RS125J60NC	54525	4.2
WITH STEEL SPRING WIRE PINS (SP)					
	400	16"	RS125J16/400SP	54528	1.2
	450	18"	RS125J18/450SP	54529	1.4
	500	20"	RS125J20/500SP	54530	1.5
	600	24"	RS125J24/600SP	54531	1.8
	750	30"	RS125J30/750SP	54532	2.2
	900	36"	RS125J36/900SP	54533	2.7
	1000	40"	RS125J42SP	54536	3.2
	1200	48"	RS125J48SP	54534	3.5
	1500	60"	RS125J60SP	54535	4.6
WITH STAINLESS SPRING WIRE PINS (SS)					
	300	12"	RS125SJ12/300SS	54537	0.9
	400	16"	RS125SJ14SS	54538	1.1
	450	18"	RS125SJ16/400SS	54539	1.3
	450	18"	RS125SJ18/450SS	54540	1.4
	500	20"	RS125SJ20/500SS	54541	1.6
	600	24"	RS125SJ24/600SS	54542	1.8
	750	30"	RS125SJ30/750SS	54543	2.2
	900	36"	RS125SJ36/900SS	54544	2.7
	1000	40"	RS125SJ42SS	54547	3.2
	1200	48"	RS125SJ48SS	54545	3.6
	1500	60"	RS125SJ60SS	54546	4.6
WITH NYLON COVERED STAINLESS CABLE PINS (NCS)					
	300	12"	RS125SJ10NCS	54549	0.7
	300	12"	RS125SJ12/300NCS	54550	0.9
	350	14"	RS125SJ14NCS	54551	1.0
	400	16"	RS125SJ16/400NCS	54552	1.1
	450	18"	RS125SJ18/450NCS	54553	1.3
	500	20"	RS125SJ20/500NCS	54554	1.5
	600	24"	RS125SJ24/600NCS	54555	1.7
	750	30"	RS125SJ30/750NCS	54556	2.2
	900	36"	RS125SJ36/900NCS	54557	2.5
	1000	40"	RS125SJ40/1000NCS	54682	3.0
	1050	42"	RS125SJ42NCS	54560	2.9
	1200	47"	RS125SJ47/1200NCS	54683	3.4
	1200	48"	RS125SJ48NCS	54558	3.4
	1500	60"	RS125SJ60NCS	54559	4.3

*10 Sets per Box

BULK PACKS

ORDERING NUMBER	ITEM CODE	WT. KGS.
RS125S-600 (25 sets)	54464	12.3
RS125S-900 (55 sets)	55478	34.5

STEEL

RS187	BELT WIDTH		ORDERING NUMBER	ITEM CODE	WT. KGS.
	mm	in.			
	WITH NYLON COVERED STEEL CABLE PINS (NC)				
	100	4"	RS187J4NC*	54587	1.0
	300	12"	RS187J12/300NC	54588	1.2
	400	16"	RS187J16/400NC	54589	1.7
	450	18"	RS187J18/450NC	54590	1.9
	500	20"	RS187J20/500NC	54591	2.2
	600	24"	RS187J24/600NC	54592	2.5
	750	30"	RS187J30/750NC	54593	3.1
	900	36"	RS187J36/900NC	54594	3.7
	1050	42"	RS187J42NC	54595	4.3
	1200	47"	RS187J47NC	54596	4.5
	1200	48"	RS187J48NC	54596	4.5
	1500	60"	RS187J60NC	54597	5.4
WITH STEEL SPRING WIRE PINS (SP)					
	450	18"	RS187J18/450SP	54598	2.0
	500	20"	RS187J20/500SP	54599	2.3
	600	24"	RS187J24/600SP	54601	2.7
	750	30"	RS187J30/750SP	54603	3.4
	900	36"	RS187J36/900SP	54604	4.1
	1050	42"	RS187J42SP	54605	4.6
	1200	48"	RS187J48SP	54602	5.2
	1500	60"	RS187J60SP	54586	6.5
WITH STAINLESS SPRING WIRE PINS (SS)					
	300	12"	RS187SJ12/300SS	54765	1.5
	400	16"	RS187SJ16/400SS	54613	1.8
	450	18"	RS187SJ18/450SS	54606	2.0
	500	20"	RS187SJ20/500SS	54624	2.3
	600	24"	RS187SJ24/600SS	54607	2.7
	750	30"	RS187SJ30/750SS	54608	3.4
	900	36"	RS187SJ36/900SS	54609	4.0
	1050	42"	RS187SJ42SS	54610	4.4
	1200	48"	RS187SJ48SS	54611	5.4
	1500	60"	RS187SJ60SS	54612	6.3
WITH NYLON COVERED STAINLESS CABLE PINS (NCS)					
	300	12"	RS187SJ12/300NCS	54616	1.2
	400	16"	RS187SJ16/400NCS	54614	1.8
	450	18"	RS187SJ18/450NCS	54615	2.0
	500	20"	RS187SJ20/500NCS	54621	2.2
	600	24"	RS187SJ24/600NCS	54617	2.5
	750	30"	RS187SJ30/750NCS	54618	3.2
	900	36"	RS187SJ36/900NCS	54619	3.8
	1050	42"	RS187SJ42NCS	54622	4.0
	1200	47"	RS187SJ47/1200NCS	54707	5.0
	1200	48"	RS187SJ48NCS	54620	5.1
	1500	60"	RS187SJ60NCS	54715	6.0

*10 Sets per Box

STAINLESS (TYPE 316)

MAGNETIC STAINLESS (TYPE 430)

ORDERING NUMBER	ITEM CODE	WT. KGS.
RS62MJ24/600MS	54473	1.2
RS125MJ24/600MS	54566	1.7

PLEASE NOTE: 310 Alligator Staple is no longer available.

STAPLE LENGTHS
 RS62 = 9.4 mm (.37")
 RS125 = 11.4 mm (.45")
 RS187 = 13.2 mm (.52")

NOTE: Plate, Staples, and Hinge Pins are all Magnetic Stainless Steel.

www.flexco.com • Customer Service: 1300-098-435





Alligator[®] Ready Set[™] Staple Fasteners

HINGE PINS (EXTRA)



COILS

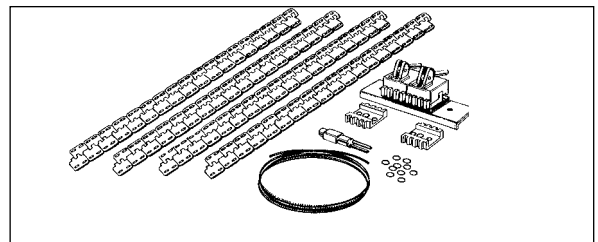
PACKAGES OF 10 PINS

	COILS			PACKAGES OF 10 PINS												
	COIL LENGTH	ORDERING NUMBER	ITEM CODE	WT. KGS.	ORDERING NUMBER	ITEM CODE	WT. KGS.									
For 62	NC62 NYLON COVERED STEEL CABLE			NCS62 NYLON COVERED STAINLESS CABLE			SP62 STEEL SPRING WIRE PINS			SS62 300 SERIES STAINLESS SPRING WIRE PINS						
	M	Foot					mm	in.								
	3	10'	NC62-X	54002	0.05	NCS62-X	54005	0.05	300	12"	SP62-12/300	54111	0.1	SS62-12/300	54148	0.1
	30	100'	NC62-C	54003	0.5	NCS62-C	54006	0.5	400	16"	SP62-16/400	54112	0.1	SS62-16/400	54149	0.1
									450	18"	SP62-18/450	54113	0.1	SS62-18/450	54150	0.1
									500	20"	SP62-20	54114	0.1	SS62-20	54151	0.1
									600	24"	SP62-24/600	54115	0.2	SS62-24/600	54152	0.2
									750	30"	SP62-30/750	54116	0.2	SS62-30/750	54153	0.2
									900	36"	SP62-36/900	54117	0.3	SS62-36/900	54154	0.3
									1050	42"	SP62-42	54118	0.3	SS62-42	54155	0.3
								1200	48"	SP62-48	54119	0.4	SS62-48	54156	0.4	
								1350	54"	SP62-54	54120	0.5	SS62-54	54157	0.5	
								1500	60"	SP62-60	54121	0.5	SS62-60	54158	0.5	
NC AND NCS PIN MATERIAL IS OFFERED IN 3 METER (10 FOOT) COILS ("X") OR 30 METER (100 FOOT) REELS ("C").																
For 125	NC1 NYLON COVERED STEEL CABLE			NCS1 NYLON COVERED STAINLESS CABLE						SS1 300 SERIES STAINLESS SPRING WIRE PINS						
	M	Foot														
	3	10'	NC1-X	50661	0.1	NCS1-X	50665	0.1	400	16"	SP1-16/400	50173	0.3	SS1-16/400	50413	0.3
	30	100'	NC1-C	50662	0.8	NCS1-C	50666	0.8	450	18"	SP1-18/450	50174	0.3	SS1-18/450	50414	0.3
									500	20"	SP1-20	50175	0.4	SS1-20	50415	0.4
									600	24"	SP1-24/600	50176	0.5	SS1-24/600	50416	0.5
									750	30"	SP1-30/750	50178	0.5	SS1-30/750	50418	0.5
									900	36"	SP1-36/900	50179	0.6	SS1-36/900	50419	0.6
									1050	42"	SP1-42	50180	0.8	SS1-42	50420	0.8
									1200	48"	SP1-48	50181	0.9	SS1-48	50421	0.9
								1500	60"	SP1-60	50183	1.1	SS1-60	50423	1.1	
For 187	NC187 NYLON COVERED STEEL CABLE			NCS187 NYLON COVERED STAINLESS CABLE						SS2 300 SERIES STAINLESS SPRING WIRE PINS						
	M	Foot														
	3	10'	NC187-X	50669	0.1	NCS187-X	50673	0.1	450	18"	SP2-18/450	50426	0.6	SS2-18/450	50439	0.6
	30	100'	NC187-C	50670	2.2	NCS187-C	50674	2.2	500	20"	SP2-20	50427	0.6	SS2-20	50440	0.6
									600	24"	SP2-24/600	50428	0.8	SS2-24/600	50441	0.8
									750	30"	SP2-30/750	50430	1.0	SS2-30/750	50443	1.0
									900	36"	SP2-36/900	50431	1.1	SS2-36/900	50444	1.1
									1050	42"	SP2-42	50432	1.3	SS2-42	50445	1.3
									1200	48"	SP2-48	50433	1.5	SS2-48	50446	1.5
									1500	60"	SP2-60	50435	1.9	SS2-60	50448	1.9

COMPLETE TOOL KITS

Each kit includes an Installation Tool, Staple Setting Plate, Belt Skiver, Belt Nippers, and a 0.5 kg. (1 lb.) Hammer. Packaged in a durable plastic tool box.

DESCRIPTION	ORDERING NUMBER	ITEM CODE	WT. KGS.
150 mm (6") Installation Kit	RSTK4-6	54634	9.3
300 mm (12") Installation Kit	RSTK4-12	54635	12.6
Extra Tool Box	50009	50009	2.4



INTRODUCTORY KIT

Each kit includes: 1 RSC187-4 Application Tool, four Joints, RS125-18 Staple Fasteners, and six feet Nylon-covered Hinge Pin (NC) material.

ORDERING NUMBER	ITEM CODE	WT. KGS.
RSAS-1	54633	3.4

- Stock Items** (non-shaded) carried in factory inventory.
- Made To Order Items** (shaded) allow one week for production. In most cases, the next standard stock item can be adapted to meet your requirements.
- Non-Listed Items** are available. Request quote for price and delivery.

Alligator® Ready Set™ Staple Fasteners

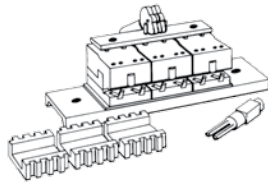


INSTALLATION TOOLS

ALLIGATOR® RSC187

(For sizes no. 62, No. 125, and no. 187)

Includes Staple Driver

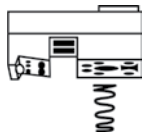


ORDERING NUMBER	ITEM CODE	WT. KGS.
RSC187	54626	0.6
RSC187-4	54627	1.8
RSC187-6	54628	2.5
RSC187-12	54629	5.8
RSC187-24	54631	9.1

NOTE: To upgrade your old C187 installation tool for use with Ready Set staple fasteners, exchange the green guide block(s) with the yellow (Ready Set) guide block(s) (ST5-5, Item Code 50016).

READY SET STAPLE GUIDE BLOCK

(Includes Cam Lever Spring)



ORDERING NUMBER	ITEM CODE	WT. KGS.
ST5-5	50016	0.1

ALLIGATOR® QUAD STAPLE DRIVER

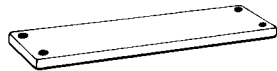
(DRIVES FOUR STAPLES AT ONE TIME)



ORDERING NUMBER	ITEM CODE	WT. KGS.
ST6-9	50201	0.2

STAPLE SETTING PLATE

300 mm x 35 mm



ORDERING NUMBER	ITEM CODE	WT. KGS.
ST-28	50249	2.3

HINGE PIN RETAINING WASHERS-316SS

FOR FASTENER NUMBER	ORDERING NUMBER	ITEM CODE	OUTSIDE DIAMETER	INSIDE DIAMETER	WT. KGS.
62	62-RET-50	54030	6.4 mm	2.6 mm	0.05
125	125-RET-50	50053	8.0 mm	4.0 mm	0.05
187	187-RET-50	50075	10.0 mm	5.6 mm	0.05



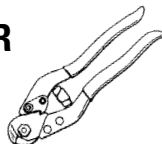
BELT NIPPERS

ORDERING NUMBER	ITEM CODE	WT. KGS.
BN-1	50003	0.4



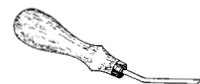
ALLIGATOR® HINGE PIN CUTTER

ORDERING NUMBER	ITEM CODE	WT. KGS.
APC-1	50004	0.2



ROUGH-TOP BELT SKIVER


DESCRIPTION/ ORDERING NUMBER	ITEM CODE	WT. KGS.
RTBS Rough Top Skiver	03239	0.1



HINGE PIN BENDER


(For use with spring wire pins)

ORDERING NUMBER	ITEM CODE	WT. KGS.
PB1	50077	0.2

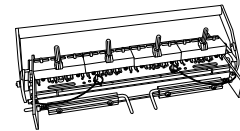


ALLIGATOR® BELT GRINDER

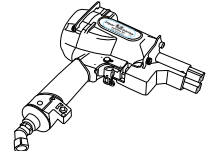
ORDERING NUMBER	ITEM CODE	WT. KGS.
RB-1	30867	0.3



ALLIGATOR® GOLD CLASS PLUS INSTALLATION TOOL



DESCRIPTION	ORDERING NUMBER	ITEM CODE	WT. KGS.
600 mm (24") Alligator Gold Class Plus Installation Tool	RS-GOLD-DA	55590	28.0
REPLACEMENT PARTS			
Guide Block	ST7-5	55554	3.8



ALLIGATOR® GOLD CLASS POWER DRIVER

DESCRIPTION	ORDERING NUMBER	ITEM CODE	WT. KGS.
Power Driver	RS-GOLD-DRIVER	55541	6.4
INITIAL DRIVE BASE			
150 mm (6") Initial Drive Base	RS-GOLD-INITIAL-6	55542	4.5
300 mm (12") Initial Drive Base	RS-GOLD-INITIAL-12	55543	6.8
600 mm (24") Initial Drive Base	RS-GOLD-INITIAL-24	55544	9.1
900 mm (36") Initial Drive Base	RS-GOLD-INITIAL-36	55548	11.3
1200 mm (48") Initial Drive Base	RS-GOLD-INITIAL-48	55551	13.6
FINAL SET DRIVE BASE			
150 mm (6") Final Set Drive Base	RS-GOLD-FINAL-6	55545	5.4
300 mm (12") Final Set Drive Base	RS-GOLD-FINAL-12	55546	7.7
600 mm (24") Final Set Drive Base	RS-GOLD-FINAL-24	55547	9.8
900 mm (36") Final Set Drive Base	RS-GOLD-FINAL-36	55549	12.2
1200 mm (48") Final Set Drive Base	RS-GOLD-FINAL-48	55552	14.5
REPLACEMENT PARTS			
Guide Block	ST7-5	55554	3.8
Punch	ST7-9	55555	3.4
Wear Plate (Final Set Base)	ST7-29	55556	1.0
Regulator Hose Assembly	ST7-34	55561	0.2
Safety Guard	ST7-35	55562	0.05




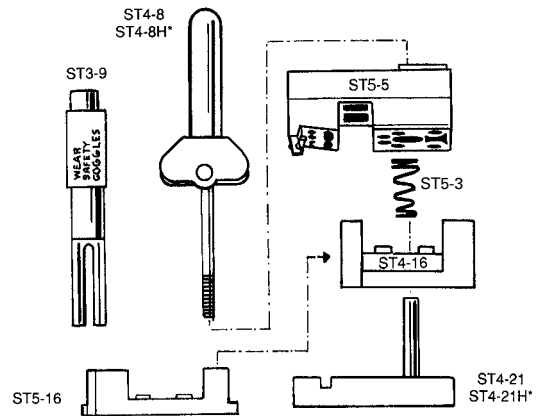
Alligator® Ready Set™ Staple Fasteners | MegAlloy® Staple Fasteners

REPLACEMENT PARTS

FOR RSC187

DESCRIPTION	ORDERING NUMBER	ITEM CODE	WT. KGS.
Cam Lever Spring	ST5-3	50015	0.05
Staple Driver	ST3-9	50200	0.1
Mounting Bolt	ST3-13	50226	0.05
Cam Locating Pin	ST3-14	50227	0.05
Clamp Bar*	ST3-15-6	50231	0.05
Anvil with Dowel Pins (Short)*	ST4-21	50238	0.3
Anvil with Dowel Pins (Long)*	ST4-21H	50239	0.3
ReadySet Staple Guide Block for RSC187 (yellow)	ST5-5	50016	0.1
Cam Lever Assembly (Short)	ST4-8	50243	0.05
Cam Lever Assembly (Long)*	ST4-8H	50244	0.05
Comb 125/187 (Green)	ST4-16	50248	0.1
Comb 62/125 (Yellow)	ST5-16	54010	0.1

*NOTE: ST3-15-6 Clamp Bar, ST4-21H Anvil with Dowel Pins (Long) and ST4-8H Cam Lever Assembly (Long) are for multiple stage C187 tools that are 150 mm (6") or longer. For single stage C187 tools, order ST4-21 Anvil with Dowel Pins (Short) and the ST4-8 Cam Lever Assembly (Short).



MEGALLOY® STAPLE FASTENERS

MEGALLOY® FASTENERS

(Includes 16-6" fastener strips with staples. Hinge pins not included.)

ORDERING NUMBER	ITEM CODE	WT. KGS.
125MA	50270	0.9
187MA	50272	1.2

INSTALLATION TOOLS STAPLE DISPENSER

ORDERING NUMBER	ITEM CODE	WT. KGS.	FOR SIZE
C150	50025	0.6	125 & 187

EXTRA STAPLES FOR MEGALLOY® FASTENERS

FOR FASTENER NUMBER	ORDERING NUMBER	ITEM CODE	BOX QTY.	WT. KGS.
125	S125	50144	990	0.4
187	S187	50146	990	0.5


REPLACEMENT PARTS FOR ALLIGATOR® C187 INSTALLATION TOOL

DESCRIPTION	ORDERING NUMBER	ITEM CODE	WT. KGS.
Cam Lever Spring	ST3-3	50188	0.05
Staple Guide Block -Green*	ST4-5	50240	0.1

* For MegAlloy® only.

NOTE: When ordering MegAlloy® Fasteners or bulk ordering lacing with special staple lengths, you must use a green guide block (ST4-5, #50240) with your installation tool. When using loose staples you can order a staple dispenser to speed your installation of this product.

- Stock Items** (non-shaded) carried in factory inventory.
- Made To Order Items** (shaded) allow one week for production. In most cases, the next standard stock item can be adapted to meet your requirements.
- Non-Listed Items** are available. Request quote for price and delivery.



How Alligator® Rivet Fasteners Work

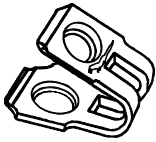
The Alligator® Rivet Fastener system uses the self-setting rivet technology that Flexco developed for the underground mining market. The patented rivets work between the carcass fibers, without severing them, leaving the entire belt carcass intact. The fasteners and rivets of this system are constructed from durable, abrasion-resistant stainless steel for long life.

Because the rivets are self-setting, fasteners are installed quickly from the top side of the belt. Rivets are driven through the fastener plates and the belt, passing between the carcass fibers. The specially-shaped head of each pilot nail works in conjunction with the application tool's anvil plate to set the rivets.

Applications	Installation Method	What You Need for Installation
Hay Baling	Fasteners are installed in one simple procedure with self-setting rivets, using a portable fixture and hammer.	<ul style="list-style-type: none"> • Fasteners • Rivets • Hinge Pin • Installation Tool • 0.5 kg (1 lb.) Hammer
How to Specify the Correct Alligator® Rivet Fastener	Fastener Metal Selection	Hinge Pin Selection
Fits most round hay balers. Contact Customer Service for more information.	Stainless Steel. Type 300 Series Stainless Steel.	Steel Corrugated - the standard metal pin. Corrugations retain pin within the splice. Stainless Steel Spring Wire - resists wear and corrosion.

Alligator® Rivet Fastener Selection Chart

Operating Tension Range		Belt Thickness Range		Pulley Diameter		Approx. Hinge Pin Diameter	
kN/m	P.I.W.	mm	in.	mm	in.	mm	in.
52	300	3.2-5.6	1/8-7/32	88	3-1/2	3.6	.140



Alligator[®] Rivet Fasteners

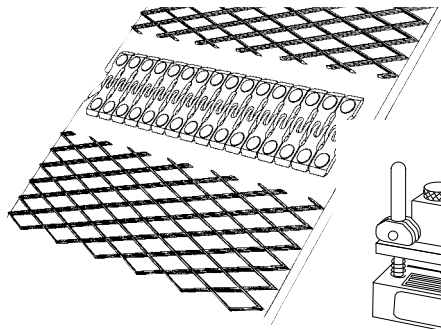
FASTENERS

(300 SERIES STAINLESS PLATES)

Sold only in case quantities. 10 Packs/case, 10 pack minimum

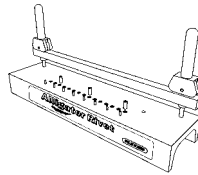
BELT WIDTH		ORDERING NUMBER	ITEM CODE	UNIT OF MEASURE
mm	in.	WITH STEEL CORRUGATED HEAT-TREATED HINGE PINS		
100	4	ARJ4/100	15000	Package
150	6	ARJ6/150	14983	Package
175	7	ARJ7/175	15001	Package
250	10	ARJ10/250	15002	Package
350	14	ARJ14/350	15003	Package

NOTE: Each package includes fasteners, rivets and hinge pins for 2 complete splices.



HAND APPLICATOR TOOL

DESCRIPTION	ORDERING NUMBER	ITEM CODE	WT. KGS.
175 mm (7") Installation Tool	ART-7	15004	3.1
350 mm (14") Installation Tool	ART-14	15005	4.6



MULTIPLE RIVET INSTALLATION TOOL

Includes tool with guide block, pneumatic punch and hand punch

DESCRIPTION	ORDERING NUMBER	ITEM CODE	WT. KGS.
350 mm (14") Installation Kit	MART-14	15026	5.6
REPLACEMENT PARTS			
Pneumatic Punch	AR1P	15027	0.1

NOTE: When using the pneumatic punch, air pressure not to exceed 85 psi.

COMPLETE TOOL KITS - HAND APPLICATOR TOOL

Each kit includes an Installation Tool, Belt Hand Skiver, 0.5 kg. (1 lb.) Hammer, Pin Bender and 2 packages of Alligator Rivet Fasteners. Packaged in a durable plastic tool box.

DESCRIPTION	ORDERING NUMBER	ITEM CODE	WT. KGS.
175 mm (7") Installation Kit	ARTK-7	15006	6.6
350 mm (14") Installation Kit	ARTK-14	15015	8.4

REPLACEMENT HINGE PINS

BELT WIDTH		ORDERING NUMBER	ITEM CODE	QTY. PKG.	ORDERING NUMBER	ITEM CODE	QTY. PKG.
mm	in.	ARSH STEEL CORRUGATED HEAT-TREATED HINGE PIN			ARSS1 300 SERIES STAINLESS SPRING WIRE PIN		
100	4"	ARSH4/100	14990	9	ARSS1-4/100	15007	9
150	6"	ARSH6/150	14991	8	ARSS1-6/150	15017	8
175	7"	ARSH7/175	14992	8	ARSS1-7/175	15008	8
250	10"	ARSH10/250	14993	4	ARSS1-10/250	15009	4
350	14"	ARSH14/350	14994	4	ARSS1-14/350	15010	4

NOTE: For nylon covered hinge pins, NC1 or NCS1, see page 36.

COMPLETE TOOL KITS - MULTIPLE RIVET INSTALLATION TOOL

Each kit includes a multiple rivet installation tool, guide block with screws, two pneumatic punches, hand punch and air hammer. Packaged in a durable plastic tool box.

DESCRIPTION	ORDERING NUMBER	ITEM CODE	WT. KGS.
175 mm (7") Installation Kit	MARTK-7	15032	7.5
350 mm (14") Installation Kit	MARTK-14	15033	8.9

NOTE: When using the pneumatic punch, air pressure not to exceed 85 psi.



ARSS1



ARSH


EXTRA RIVETS (TYPE 430)

DESCRIPTION	ORDERING NUMBER	ITEM CODE
15/PKG.	AR3-15	15011



ALLIGATOR[®] BELT GRINDER

ORDERING NUMBER	ITEM CODE	WT. KGS.
RB-1	30867	0.3



Stock Items (non-shaded) carried in factory inventory.

Made To Order Items (shaded) allow one week for production.

In most cases, the next standard stock item can be adapted to meet your requirements.

Non-Listed Items are available. Request quote for price and delivery.

REPLACEMENT PARTS

DESCRIPTION	ORDERING NUMBER	ITEM CODE	WT. KGS.
Punch	AR1P	15027	0.1
Guide Block 175 mm (7")	MARGB-7	15028	0.5
Guide Block 350 mm (14")	MARGB-14	15029	0.7
Cam Lever Assembly	ART7-7	15012	0.05
Cam Lever Spring	ST5-3	50015	0.05
Clamp Bar 175 mm (7")	ART7-5	15013	0.4
Clamp Bar 350 mm (14")	ART14-5	15014	0.6
Guide Block Post	MART-GBPW/S	15031	0.05
Guide Block Knob	MART-GBK	15030	0.1
Felt Washers (2 per Package)	MART-GBFW	15035	0.05



How Alligator® Non-Metallic Fasteners Work

Alligator® Non-Metallic Fasteners are made up of two distinct product lines, the Alligator® Plastic Rivet System and the Alligator® Spiral Lace Fastener System.

The **Alligator® Plastic Rivet Fasteners** were developed to bring the many advantages of mechanical belt fasteners to those applications where metal belt fasteners could not be used. They are external, cover-mounted fasteners employing a one-piece, integrated design with rivets molded into the top plates of the fasteners.

These rivets pass through pre-punched holes and are formed over through our Spin-Set™ technology, compressing the fastener plates and finishing the splice.

The **Alligator® Spiral Lace Fastener** system was designed for small pulley, low-profile applications. The fastener is constructed of polyester webbing, spirals, and hinge pins. It is installed by either insertion between the plies, ply stepping, or finger splicing.

Applications	Installation Method		What You Need for Installation	
<ul style="list-style-type: none"> • Baggage Handling • Food Processing • X-Ray Equipment • Pharmaceutical • Indexing Conveyors • Mail Sortation 	Alligator® Plastic Rivet	Alligator® Spiral Lace	Alligator® Plastic Rivet	Alligator® Spiral Lace
	Pass through pre-punched holes and are Spin-Set™, compressing the fastener plates and finishing the splice.	<ul style="list-style-type: none"> • Ply Insertion • Ply Stepping • Finger Splice • Finger-Step Splice 	<ul style="list-style-type: none"> • Fasteners • Hinge Pin • Belt Punch • Templet • Curling Bit • Comb Assembly • MDT-1 • Installation Tool 	<ul style="list-style-type: none"> • Spiral Lace • Hinge Pin • Adhesive Enhancer • Film/Foil • Splicing Press
How to Specify the Correct Alligator® Non-Metallic Fastener	Fastener Selection		Hinge Pin Selection	
<ol style="list-style-type: none"> 1. Determine Belt Tension (kN/m, PIW). 2. Measure your Belt Thickness. 3. Measure the Diameter of the Smallest Pulley in your Drive with Belt Wrap more than 90°. 4. Choose the fastener size that is appropriate for your specifications in the selection chart below. 	Alligator® Plastic Rivet	Alligator® Spiral Lace	Alligator® Plastic Rivet	Alligator® Spiral Lace
	Nylon.	Polyester.	Nylon.	Polyester.

Alligator® Plastic Rivet Fastener Selection Chart

Fastener Size	For Belts With Mechanical Fastener Ratings Up To:		Belt Thickness Range		Recommended Min. Pulley Diameter		Approx. Hinge Pin Diameter	
	kN/m	P.I.W.	mm	in.	mm	in.	mm	in.
APF-100	7	40	Up thru 2.4	Up thru 3/32	38	1-1/2	2.5	.096
APF-150	11	65	1.6-3.2	1/16-1/8	75	3	3.5	.136

Alligator® Spiral Lace Fastener Selection Chart

Fastener Size	Approx. Belt Thickness Range		Min. Pulley/Nose Bar		Approx. Operating Tension		Max. Operating Temperature		Approx. Pin Dia.	
	mm	in.	mm	in.	kN/m	P.I.W.	Degrees C°	Degrees F°	mm	in.
ASL50	1.6-3.2	1/16-1/8	10	3/8	8.7	50	150	300	0.8	.031
ASL60	2.4-3.6	3/32-9/64	12.7	1/2	8.7	50	150	300	.9	.035
ASL90	3.2-4.6	1/8-3/16	15.3	5/8	8.7	50	150	300	1.2	.047

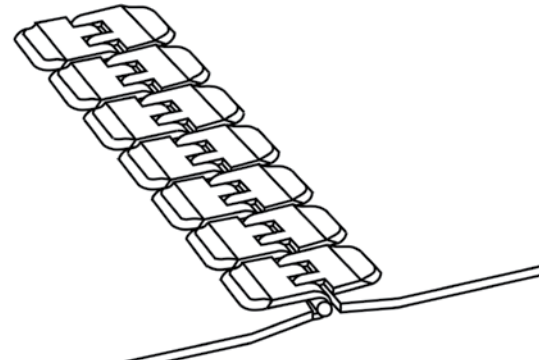


Alligator[®] Non-Metallic Fasteners

PLASTIC RIVET

FASTENERS Includes Fasteners & Hinge Pin to make one splice.

	BELT WIDTH		DESCRIPTION	ORDERING NUMBER	ITEM CODE	WT. KGS.
	mm	in.				
100	600	24	White	APF100W-50	80013	0.20
	1200	48	White	APF100W-100	80014	0.29
	600	24	Black	APF100B-50	80017	0.20
	1200	48	Black	APF100B-100	80018	0.29
	600	24	Blue	APF100BLUE-50	80023	0.20
	1200	48	Blue	APF100BLUE-100	80024	0.29
150	600	24	White	APF150W-50	80011	0.25
	1200	48	White	APF150W-100	80012	0.45
	600	24	Black	APF150B-50	80015	0.25
	1200	48	Black	APF150B-100	80016	0.45
	600	24	Blue	APF150BLUE-50	80026	0.25
	1200	48	Blue	APF150BLUE-100	80027	0.45



BULK FASTENERS

Recloseable plastic pail contains 500 fasteners - no Hinge Pins.

DESCRIPTION	ORDERING NUMBER	ITEM CODE	WT. KGS.
White	APF100W-500	80019	0.61
Black	APF100B-500	80021	0.61
Blue	APF100BLUE-500	80025	0.61
White	APF150W-500	80020	0.97
Black	APF150B-500	80022	0.97
Blue	APF150BLUE-500	80028	0.97



BULK FASTENERS

HINGE PINS

FASTENER SIZE	LENGTH		ORDERING NUMBER	ITEM CODE	WT. KGS.
	Meter	Foot			
APF100	3	10	NL250-X	80203	0.10
APF100	30	100	NL250-C	80204	1.00
APF150	3	10	NL350-X	80201	0.04
APF150	30	100	NL350-C	80202	0.36

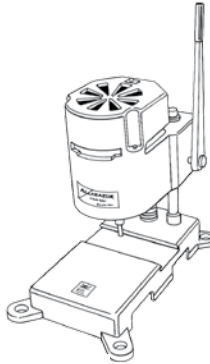
INSTALLATION TOOLS

MOTOR DRIVEN INSTALLATION TOOL


(Required for Installation)

Does not include Comb Assembly or Temple. Purchase separately.

VOLTAGE	ORDERING NUMBER	ITEM CODE	WT. KGS.
110V	MDT-1	80110	14.1
220V-50 Cycle	MDT220-1	80111	15.9



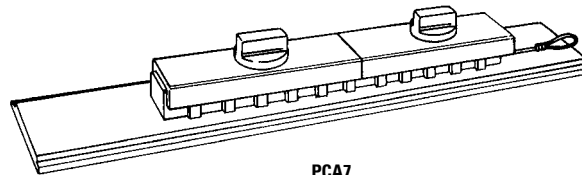
MDT-1



S100B

CURLING BIT (Required for Installation)

FASTENER SIZE	ORDERING NUMBER	ITEM CODE	WT. KGS.
APF100	S100B	80075	0.03
APF150	S150B	80076	0.03





PCA7

COMB ASSEMBLY (Required for Installation)

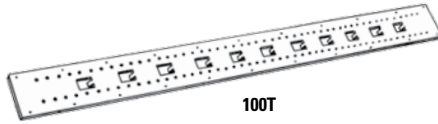
Includes Gauge Pin

LENGTH		ORDERING NUMBER	ITEM CODE	WT. KGS.
mm	in.			
300	12	PCA7-300	80099	2.3
600	24	PCA7-600	80100	4.1
Clamp Knob Assembly			80150	0.05

 **Stock Items** (non-shaded) carried in factory inventory.
 **Made To Order Items** (shaded) allow one week for production. In most cases, the next standard stock item can be adapted to meet your requirements.

Non-Listed Items are available. Request quote for price and delivery.

Alligator® Non-Metallic Fasteners

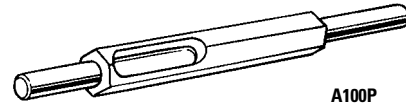


TEMPLATES

LENGTH		ORDERING NUMBER	ITEM CODE	WT. KGS.
mm	in			
FOR APF100 FASTENERS				
300	12	100T-300	80042	0.32
600	24	100T-600	80043	0.63
900	36	100T-900	80044	0.82
1200	48	100T-1200	80045	1.13
FOR APF150 FASTENERS				
300	12	150T-300	80038	0.31
600	24	150T-600	80039	0.57
900	36	150T-900	80040	0.82
1200	48	150T-1200	80041	1.08

BELT PUNCH

FASTENER SIZE	HOLE DIAMETER	ORDERING NUMBER	ITEM CODE	WT. KGS.
APF100	.130	A100P	80078	0.03
APF150	.156	A150P	80079	0.03



A100P

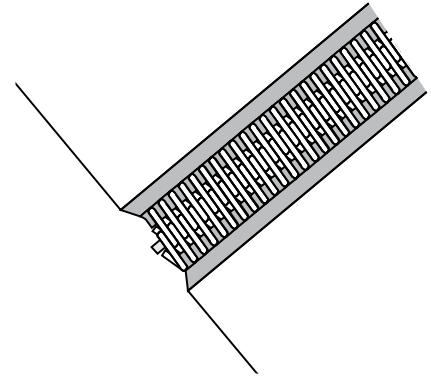
PLASTIC RIVET LUBE

ORDERING NUMBER	ITEM CODE	WT. KGS.	PKG. QTY.
PRL4	80090	0.17	1

ALLIGATOR® SPIRAL LACE

FASTENERS (Hinge Pin included)

LENGTH		ORDERING NUMBER	ITEM CODE	WT. KGS.	ORDERING NUMBER	ITEM CODE	WT. KGS.
Meter	Foot						
WHITE – SINGLE WEB					BLACK – SINGLE WEB		
3	10	ASL50/3	19460	0.3	ASLB50/3	04261	0.3
10	33				ASLB50/10	04262	N/A
30	100	ASL50/30	04281	N/A	ASLB50/30	04281	2.6
3	10	ASL60/3	19461	0.3			
10	33	ASL60/10	19462	0.1			
30	100	ASL60/30	19463	2.9	ASLB60/30	05463	3.0
3	10	ASL90/3	19466	0.4	ASLB90/3	19485	0.4
10	33	ASL90/10	19467	1.0			
30	100	ASL90/30	19468	3.1	ASLB90/30	19491	3.1
3	10	ASL160/3	19483	0.5			
30	100	ASL160/30	03913	3.4			
3	10	ASL190/3	19484	0.5			
10	33	ASL190/10	03892	1.5			
WHITE – DOUBLE WEB					BLACK – DOUBLE WEB		
3	10	ASL60D/3	19476	0.5			
10	33	ASL60D/10	19477	1.1			
30	100	ASL60D/30	19478	3.1			
3	10	ASL90D/3	19479	0.5	ASLB90D/3	19489	0.5
10	33	ASL90D/10	19480	1.3	ASLB90D/10	19490	1.2
30	100	ASL90D/30	19481	3.4	ASLB90D/30	19494	3.4
TAN – DOUBLE WEB					BLUE – SINGLE WEB		
3	10	ASL80H/3	19470	0.7	ASLBLUE50/3	04416	0.3
3	10				ASLBLUE60/3	04417	0.5
3	10				ASLBLUE90/3	04418	0.5



REPLACEMENT HINGE PINS


Bulk Hinge Pin material - 30.5 M (100') / coil

ORDERING NUMBER	ITEM CODE	WT. KGS.
ASLHP60-C	19473	0.2
ASLHP90-C	19474	0.3
ASLHP80-C	19475	0.3

LEADER PINS

Note: Custom lengths available.

DESCRIPTION	ORDERING NUMBER	ITEM CODE
(15-foot pin with 3-foot leader)	POLY035X15FT-W/3FT	05200
(15-foot pin with 3-foot leader)	POLY047X15FT-W/3FT	05201



How Alligator® V-Belt Fasteners Work


The Alligator® V-Belt Fastening System is designed to grip the ends of a v-belt without interfering with the sheaves (pulleys) that the belt passes around.

Staples or nails are driven through the fastener and belt and folded over. They are

then hammered tight against the bottom plate of the fastener clinching the belt between the fastener plates. There is nothing that protrudes beyond the sides of the belt that would interfere with the sheaves.

Applications	Installation Method	What You Need for Installation
<ul style="list-style-type: none"> • Power Transmission • Agricultural Harvesting • Manufacturing 	<p>These fasteners are inserted into a holder/tool along with the belt end. The staples/nails are driven through the splice and when complete, the entire assembly is removed from the holder. Insert the hinge and the belt is ready to be run.</p>	<ul style="list-style-type: none"> • Fasteners • Hinge Pin • Staples/Nails • Holder/Tool • Rocker Pin Tools • 0.5 kg (1 lb.) Hammer
How to Specify the Correct Alligator® V-Belt Fastener	Fastener Metal Selection	Hinge Pin Selection
<p>The fastener size is determined by the belt size that you use. Simply choose the fastener that corresponds to your belt, A312, B437, or C531.</p>	<p>Steel. Standard fastener material.</p>	<p>Rocker Pins are included with the fasteners.</p>

Alligator® V-Belt Fasteners and V-Belt



FASTENERS

ORDERING NUMBER	ITEM CODE	SETS PER BOX	WT. KGS.
A312*	70020	10	0.1
B437	70023	10	0.2
BB4	70028	10	0.2
C531	70030	10	0.5
D750	70034	10	1.0

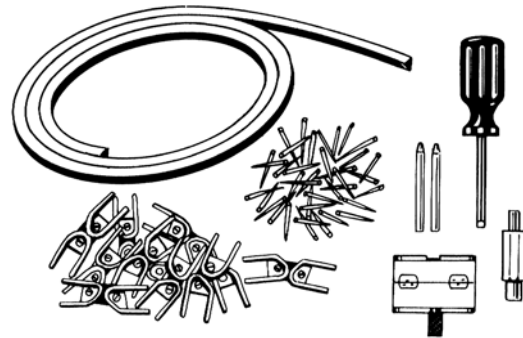
*A312 Fasteners are installed with staples, all others installed with nails.

V-BELT CONVENTIONAL

LENGTH		ORDERING NUMBER	ITEM CODE	WT. KGS.
Meter	Foot			
6	20'	AV20	70170	0.8
30	100'	AV100	70171	4.1
76	250'	AV250	70172	10.2
6	20'	BV20	70174	1.2
30	100'	BV100	70175	5.9
76	250'	BV250	70176	14.7
30	100'	CV100	70178	10.0
76	250'	CV250	70179	24.9
DOUBLE V – SOLD BY THE FOOT, 635 MM (25") INCREMENTS				
8M (25') Min.		BB	70015	0.1

COMPLETE V-BELT KIT CONTAINS:

30M (100') Belting 1 Rocker Pin Tool
 10 Fasteners – Required amount
 1 Holder Tool of nails (or staples)





INSTALLATION TOOLS & PARTS

DESCRIPTION	ORDERING NUMBER	ITEM CODE	WT. KGS.
Piercing Tool	B43760	70045	0.6
	C62560	70046	1.1
	D75060	70047	1.6
V-Belt Cutter	C62520	70050	0.9
Cutter Blade Only	C62523	70051	0.01
Tightener	B43750	70056	0.4
	C53150	70057	1.0
	D75050	70058	2.0
Rocker Pin Tool	B43740	70060	0.05
	C62540	70061	0.05
Holder	A31255	70064	0.05
	B43755	70065	0.1
	BB455	70066	0.1
	C53155	70067	0.1

SPARE PARTS

FOR FASTENER NUMBER	DESCRIPTION	ORDERING NUMBER	ITEM CODE	WT. KGS.
A312	Staples–Pkg. of 25	A31274	70110	0.05
	Nails –			
B437	Steel–Pkg. of 100	B43774	70111	0.1
BB4	Monel–Pkg. of 25	B43774M	70112	0.05
C531	Steel–Pkg. of 100	C53174	70113	0.1
D750	Steel–Pkg. of 100	D75074	70114	0.2

 **Stock Items** (non-shaded) carried in factory inventory.

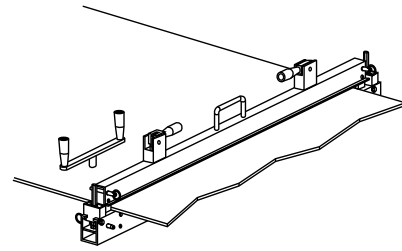
 **Made To Order Items** (shaded) allow one week for production. In most cases, the next standard stock item can be adapted to meet your requirements.

Non-Listed Items are available. Request quote for price and delivery.

Light-Duty Belt Maintenance Tools

CLIPPER® 845LD SERIES ALUMINUM BELT CUTTER

DESCRIPTION	BELT WIDTH		ORDERING NUMBER	ITEM CODE	WT. KGS.
	mm	in.			
Cutter Complete for belts up to 12 mm (1/2") thick	900	36"	845836LD	32275	13.2
	1200	48"	845848LD	32276	15.9
	1500	60"	845860LD	32277	18.1
	1800	72"	845872LD	32278	20.1
Wrench Assembly (handle)			820/840WA	32272	0.9
Cutter Blade Kit			845-CBK	32279	0.2
Optional Squaring Device			840SD	32274	0.9
900 mm (36") Chain Replacement Kit			840-36CL	03772	0.90
1200 mm (48") Chain Replacement Kit			840-48CL	03773	1.10
1500 mm (60") Chain Replacement Kit			840-60CL	03774	1.36
1800 mm (72") Chain Replacement Kit			840-72CL	03775	1.70

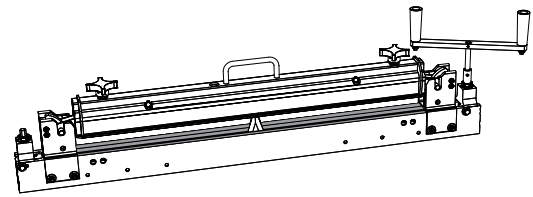


845LD Belt Cutter

900 SERIES* BELT CUTTER

DESCRIPTION	BELT WIDTH		ORDERING NUMBER	ITEM CODE	WT. KGS.
	mm	in.			
Cutter Complete for belts up to 38 mm (1.5") * Patent Pending	600	24"	900924	04200	17.9
	900	36"	900936	04143	17.9
	1200	48"	900948	04144	21.8
	1500	60"	900960	04145	24.5
	1800	72"	900972	04146	27.4
	2130	84"	900984	04147	39.0
Replacement Blade Kit			900CBK	04149	0.07

*Patent pending

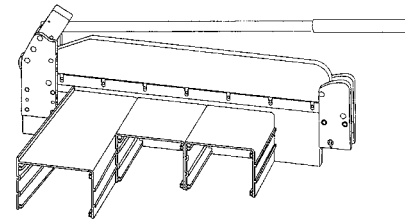


900 Series* Belt Cutter

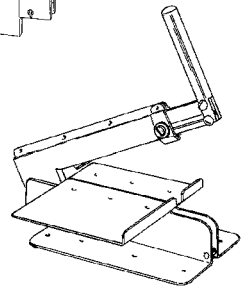
350 mm (14") BELT CUTTER

(For Belts up to 9.5 mm (3/8") thick.)

DESCRIPTION	BELT WIDTH		ORDERING NUMBER	ITEM CODE	WT. KGS.
	mm	in.			
Cutter Complete	350	14"	Cutter-14	03230	13.2
350 mm (14") Replacement Blade			Blade-14	03450	0.3
350 mm (14") Replacement Nylon Block			Block-14	03451	0.1
250 mm (10") Replacement Blade			Blade-10	03009	0.2
250 mm (10") Replacement Nylon Block			Block-10	03010	0.1
150 mm (6") Replacement Blade			Blade-6	03006	0.2
150 mm (6") Replacement Nylon Block			Block-6	03008	0.1



350 mm (14") Belt Cutter

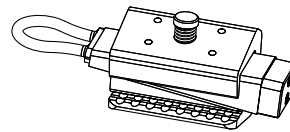


#25 Belt Cutter

#25 BELT CUTTER

(For Belts and Tapes up to 3.0 mm (1/8") thick.)

DESCRIPTION	BELT WIDTH		ORDERING NUMBER	ITEM CODE	WT. KGS.
	mm	in.			
#25 Belt Cutter	125	6"	Cutter-25-26	04101	1.8
#25 Rotary Blade (6" Model)			Blade-25-6	04102	0.05



Smart Clamp™ Light-Duty Belt Clamps



Laser Belt Square

SMART CLAMP™ LIGHT-DUTY BELT CLAMPS

DESCRIPTION	ORDERING NUMBER	ITEM CODE	WT. KGS.
Complete SmartClamp™ Set*	SMARTCLAMP	04073	20.4

*Patent pending

□ Stock Items (non-shaded) carried in factory inventory.

■ Made To Order Items (shaded) have added lead time.

Non-Listed Items are available.

Request quote for price and delivery.

LASER BELT SQUARE

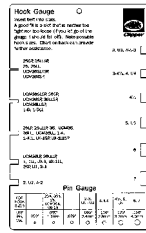
DESCRIPTION	ITEM CODE	WT. KGS.
Laser Belt Square	04305	1.0

Light-Duty Belt Maintenance Tools

PLASTIC HOOK GAUGE

(For proper hook and pin size selection)

DESCRIPTION/ ORDERING NO.	ITEM CODE	WT. KGS.
Clipper-HookGauge	03129	0.05



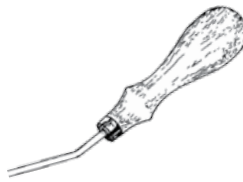
CARDING PAPER REMOVER

DESCRIPTION/ ORDERING NO.	ITEM CODE	WT. KGS.
Carding Paper Remover	03128	0.05



ROUGH-TOP BELT SKIVER

DESCRIPTION/ ORDERING NO.	ITEM CODE	WT. KGS.
RTBS Rough Top Skiver	03239	0.1



UNIBAR® WIRE CUTTERS

DESCRIPTION/ ORDERING NO.	ITEM CODE	WT. KGS.
Cutter-Unibar Wire	03445	0.2



SILVER INK BELT MARKING PEN

Sold Individually

DESCRIPTION/ ORDERING NO.	ITEM CODE	WT. KGS.
M-4	01350	0.05



LACING ACCESSORY KIT

(Includes Hook Gauge, Carding Paper Remover, Scissors and Rough-Top Belt Skiver)

DESCRIPTION/ ORDERING NO.	ITEM CODE	WT. KGS.
Lacing Accessory Kit	03132	0.05

SCISSORS

DESCRIPTION/ ORDERING NO.	ITEM CODE	WT. KGS.
Clipper Scissors	03244	0.1



Binder

TAPE BINDERS


DESCRIPTION	0.47 LITER (PINT)	
	ORDERING NUMBER	ITEM CODE
Non-Flammable Binder Quick Dry Binder	Binder-PT	03670

0.95 LITER (QUART)	
ORDERING NUMBER	ITEM CODE
Binder-QT	03671
QDBinder-Quart	03704

3.79 LITER (GALLON)	
ORDERING NUMBER	ITEM CODE
Binder-GAL	03672

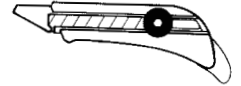
ALLIGATOR® BELT GRINDER

ORDERING NUMBER	ITEM CODE	WT. KGS.
RB-1	30867	0.3



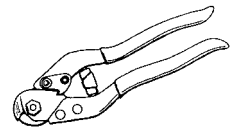
CARD CUTTER

ORDERING NUMBER	ITEM CODE	WT. KGS.
GC-1	18100	0.1
EXTRA BLADES (50/Package)		
GCB-50	18101	0.4



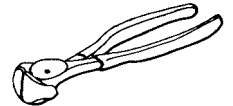
ALLIGATOR® HINGE PIN CUTTER

ORDERING NUMBER	ITEM CODE	WT. KGS.
APC-1	50004	0.2



BELT NIPPERS


ORDERING NUMBER	ITEM CODE	WT. KGS.
BN-1	50003	0.4



SMART LOCK™

(Kit includes 20 Smart Locks and 1.5 M of 2.8 mm (5' of .109") Duralink® cable. Compatible Hook sizes 2-7)

DESCRIPTION	ORDERING NUMBER	ITEM CODE	WT. KGS.
Smart-Lock-Kit	Smart Lock	03442	0.1
Individual Smart Locks	Smart Lock	03441	



Smart Locks



Novitool® General Information

The Novitool® line of belt fabrication equipment is designed to enhance productivity in the workshop and on-site. Intended for use with light and medium weight thermoplastic conveyor belting, each splicing press, ply-separator, and punch employs market-driven innovations.

The quality build and contemporary design of Novitool® products are recognized worldwide. Experienced belt fabricators will appreciate the simplicity of operation and premium finished results, which are standards of all Novitool® products.

Product	Features	Benefits
Aero® Press	<ul style="list-style-type: none"> • Program time, temperature & pressure in one control • Recipe storage/retrieval • Independent top & bottom heating • Top & bottom cooling • Transport case included 	<ul style="list-style-type: none"> • 8-12 Minute Splicing Times • All-in-One Simplicity • No External Controller • No External Water Tanks • Lightweight and Portable
Amigo™ Monolithic Press	<ul style="list-style-type: none"> • Integrated belt cutter • Contactless heating element • Pre-heat setting • Digital temperature and time control • Interchangeable splice templates • Single Phase 115v or 230v 	<ul style="list-style-type: none"> • Fast splicing time – under 1 minute • Produces high quality splice • Tight pitch control • Safety Features <ul style="list-style-type: none"> ◦ Integrated cutter ◦ Shielded heat zone during splice ◦ Heating element stored when not in use
Ply 130™ Ply Separator	<ul style="list-style-type: none"> • One Adjustment for Splitting Position • One Adjustment for Splitting Depth • Easy to Read Position Rulers • Shielded Rollers and Cutting Blade • Robust Rigid Construction 	<ul style="list-style-type: none"> • Easy to Determine Splitting Position • Excellent Splitting Repeatability • Split Films Down to 35 mm (.014") • Ideal for Thin, Lightweight Urethanes • Safe Operation with Shielded Components
Pun M™ Manual Punch	<ul style="list-style-type: none"> • No External Power Required • Single Movement Belt Clamping • 50 kN (11,000 lb) Punching Force • Open Ended Rigid Construction • Adjustable Stroke for Punching Depth 	<ul style="list-style-type: none"> • Portable for On-site or Workshop Use • Easy One Hand Belt Clamping • Finger and Finger-Over-Finger Punching • No Belt Width Limitations • Simple, Single Lever Punching Action

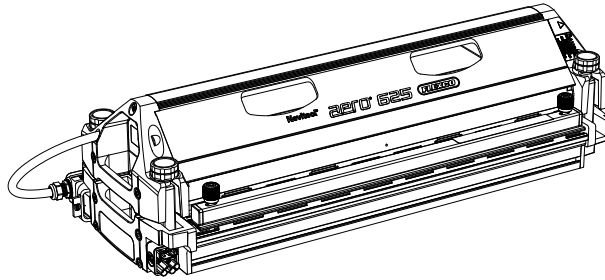
Novitool® Belt Fabrication Tools

For Novitool pricing, please contact Flexco.

AERO® SPLICING PRESS (WITHOUT CORDS*)

BELT WIDTH		ORDERING NUMBER	ITEM CODE	WT. KGS. (including case)
mm	in.			
625	24	AERO-625	09000	61.37
925	36	AERO-925	09001	77.71
1225	48	AERO-1225	09002	93.68
1525	60	AERO-1525	09003	126.94
1835	72	AERO-1835	09004	143.10
2135	84	AERO-2135	09005	163.38

*Cords sold separately



AERO® SPLICE TAPE

ORDERING NUMBER	ITEM CODE	WT. KGS.
AERO-SPLICE-TAPE-66X101	08468	0.81

Stock Items (non-shaded) carried in factory inventory.

Made To Order Items (shaded) have added lead time.

Non-Listed Items are available.

Request quote for price and delivery.

AERO® POWER COMPATIBILITY AND POWER CORDS FOR 625, 925, 1225, 1525, 1835, AND 2135

POWER	COUNTRY	625	925	1225	1525	1835	2135	PLUG END	ORDERING NUMBER	ITEM CODE
1ph 110V, 15A	USA	R	N/A	N/A	N/A	N/A	N/A		AERO-G3-CBL-110V1PH-N5-15	09006
1ph 110V, 20A	USA	R	R	R	N/A	N/A	N/A		AERO-G3-CBL-110V1PH-N5-20	09007
1ph 110V, 16A	UK	R	R	R	N/A	N/A	N/A		AERO-G3-CBL-110V1PH-IEC60309	09017
1ph 230V, 10A	AUS	F	R	R	N/A	N/A	N/A		AERO-G3-CBL-230V1PH-3112-10	09008
1ph 230V, 13A	UK	F	R	R	R	N/A	N/A		AERO-G3-CBL-230V1PH-BS1363-13	09018
1ph 230V, 16A	EUR	F	F	R	R	R	R		AERO-G3-CBL-230V1PH-ESHUKO-16	09009
1ph 230V, 30A	USA	F	F	F	F	R	R		AERO-G3-CBL-230V1PH-NL6-30	09010
3ph 230V, 20A	USA	F	F	F	R	R	R		AERO-G3-CBL-230V3PH-NL15-20	09011
3ph 230V, 30A	USA	F	F	F	F	R	R		AERO-G3-CBL-230V3PH-L15-30	09020
3ph 400V +N	EUR	F	F	F	F	F	F		AERO-G3-CBL-400V3PH+N-IEC60309	09012
3ph 400V no N	EUR	N/A	N/A	N/A	F	F	F		AERO-G3-CBL-400V3PH-N-IEC60309	09013
3ph 460V	USA	N/A	N/A	N/A	F	F	F		AERO-G3-CBL-460V3PH-L16-30	09014

(F= full power operation, R= reduced power operation)

SILICONE PRESS PADS AND CLOTHS

LENGTH		COMPATIBLE WITH	SILICONE CLOTHS				SILICONE PADS			
			THICKNESS		ORDERING NUMBER	ITEM CODE	THICKNESS		ORDERING NUMBER	ITEM CODE
in.	mm	in.	mm	in.			mm			
24	625	Aero-625	0.020	0.5	AERO-S30.5-625	09358	0.12	3.0	AERO-SI3-625	09352
36	925	Aero-925	0.020	0.5	AERO-S30.5-925	09359	0.12	3.0	AERO-SI3-925	09353
48	1225	Aero-1225	0.020	0.5	AERO-S30.5-1225	09360	0.12	3.0	AERO-SI3-1225	09354
60	1525	Aero-1525	0.020	0.5	AERO-S30.5-1525	09361	0.12	3.0	AERO-SI3-1525	09355
72	1835	Aero-1835	0.020	0.5	AERO-S30.5-1835	09362	0.12	3.0	AERO-SI3-1835	09356
84	2135	Aero-2135	0.020	0.5	AERO-S30.5-2135	09363	0.12	3.0	AERO-SI3-2135	09357

Note: The highlighted items above are sold in sets of two.

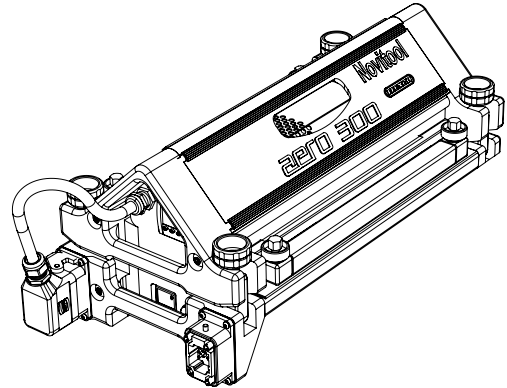
Novitool® Belt Fabrication Tools

AERO® 300 SPLICING PRESS (WITHOUT CORDS*)

For Novitool pricing, please contact Flexco.

BELT WIDTH		ORDERING NUMBER	ITEM CODE	WT. KGS. (including case)
mm	in.			
300	12	AERO-300	08000	44.5




*Cords sold separately

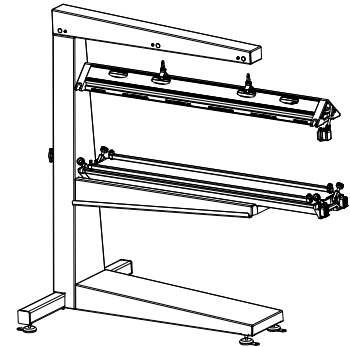


AERO® AMPERAGE REQUIREMENTS

	230 volt; single phase	230 volt; 3 phase	460 volt; 3 phase
Aero-300	8	4	4

AERO® PRESS POWER CORDS

DESCRIPTION	ORDERING NUMBER	ITEM CODE	PLUG END DRAWING	COMPATIBLE WITH
230 VOLT; SINGLE PHASE; 60 HZ				
Cord Only - US	AERO-2-CA-1X230	08006	N/A	Aero 300-1500
Cord with L6-30 plug	AERO-2-CA-1X230-NL6-30	08037	L6-30P 	Aero 300-1500
Cord with 6-30 plug	AERO-2-CA-1X230-N6-30	08036	6-30P 	Aero 300-1500
230 VOLT; THREE PHASE; 60 HZ				
Cord Only	AERO-2-CA-3X230	08005	N/A	Aero 300-1500
Cord with L15-20 plug	AERO-2-CA-3X230-NL15-20	08038	L15-20P 	Aero 300-1500
Cord with L15-30 plug	AERO-2-CA-3X230-NL15-30	08039	L15-30P 	Aero 300-1500
400 VOLT; THREE PHASE; 50 HZ				
Cord with IEC4/3-16 plug	AERO-2-CA-3X400-IEC4/3-16	08007	N/A	Aero 300-1500
460 VOLT; THREE PHASE; 60 HZ				
Cord Only	AERO-2-CA-3X460	08008	N/A	Aero 300-1500
Cord with L16-20 plug	AERO-2-CA-3X460-NL16-20	08040	L16-20P 	Aero 300-1500
Cord with L16-30 plug	AERO-2-CA-3X460-NL16-30	08041	L16-30P 	Aero 300-1500



AERO® PRESS STAND

(For sizes 36", 48", 60"/ 900, 1200, 1500 mm)

ORDERING NUMBER	ITEM CODE	WT. KGS.
AERO-STAND-CW-UMCABLE	08114	141.1
AERO-STAND-UMBILICAL-EXTEND (Cable Only)	08319	2.0



AERO® SPLICE TAPE

ORDERING NUMBER	ITEM CODE	WT. KGS.
AERO-SPLICE-TAPE-66X101	08468	0.8

SILICONE PRESS PADS AND CLOTHS

THICKNESS		MATERIAL	LENGTH		COMPATIBLE WITH	ORDERING NUMBER	ITEM CODE	THICKNESS		MATERIAL	LENGTH		COMPATIBLE WITH	ORDERING NUMBER	ITEM CODE
mm	in.		mm	in.				mm	in.		mm	in.			
0.5	.020	Silicone Cloth	300	12	Aero-300	AERO-S10.5-300	08103	3.0	.12	Silicone Pad	300	12	Aero-300	AERO-S13-300	08109

Note: The highlighted items above are sold in sets of two.

-  **Stock Items** (non-shaded) carried in factory inventory.
-  **Made To Order Items** (shaded) have added lead time.
- Non-Listed Items** are available.
- Request quote for price and delivery.

Novitool[®] Belt Fabrication Tools

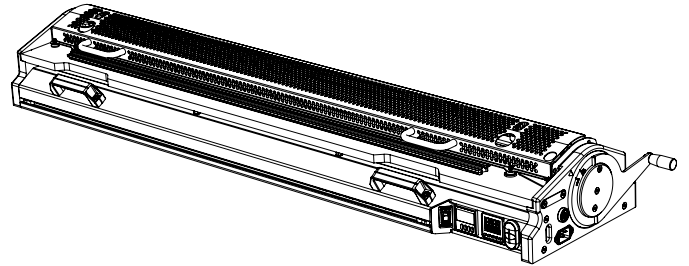
AMIGO[™] MONOLITHIC PRESS

For Novitool pricing, please contact Flexco.

AMIGO[™] PRESS AND CABLE ORDERING INFORMATION

	ORDERING NUMBER	ITEM CODE
Press		
1065 mm (42")	AMIGO-1000-SPLICEPRESS	08545
Cables		
115 volt; single phase	AMIGO-1000-CABLE-1X115-IEC520	08585

Note: Press, cable, and templates are all purchased separately.



Amigo[™] Monolithic Press


AMIGO[™] TEMPLATES

BELT MANUFACTURER	BELT STYLE	BELT TYPE	ORDERING NUMBER	ITEM CODE
Intralox [®]	ThermoDrive [®]	8050	AMIGO-1000-TMPLT-ITD	08593
		8026		
Volta	SuperDrive [™]	FMW & FMB FHW & FHB	AMIGO-1000-TMPLT-VSD	08592
	DualDrive	FMW & FMB	AMIGO-1000-TMPLT-VDD	08591
Habasit	Cleandrive [™]	CD.M50.S-UA.CB	AMIGO-1000-TMPLT-HXVT	08594
		CD.M50.S-UA.WB		
		CD.M25.S-UA.CB		
		CD.M25.S-UA.WB		
Ammeraal	Aeon	Aeon-50	AMIGO-1000-TMPLT-AA	08603
Cog-veyor Systems Inc.	Cog-veyor	UBM	AMIGO-1000-TMPLT-CV	08710
		UWM		
		PBH		
		PWH		
Gates [®] Mectrol [®]	PosiClean [®]	PC10	AMIGO-1000-TMPLT-GCLND	08596
		PC20		
Gates [®] Mectrol [®]	CenterClean [™]	CC40	AMIGO-1000-TMPLT-GCINTRD	08597
All	Angle Flat	Flat	AMIGO-1000-TMPLT-AFLAT	08717
All	Flat (Friction Driven)	Flat	AMIGO-1000-TMPLT-FLAT	08595

AMIGO[™] OPTIONAL ACCESSORIES

	ORDERING NUMBER	ITEM CODE
Skiving Tool	RTBS Rough Top Skiver	03239
Replacement Blades for Amigo	AMIGO-1000-BLADES-5	08587
High – Low Temp Friction Tape for Flat Belts	AMIGO-FRICTIONTAPE-33X25	08604

 **Stock Items** (non-shaded) carried in factory inventory.

 **Made To Order Items** (shaded) have added lead time.

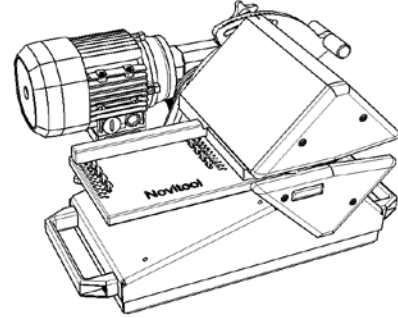
Non-Listed Items are available.
Request quote for price and delivery.

Novitool[®] Belt Fabrication Tools

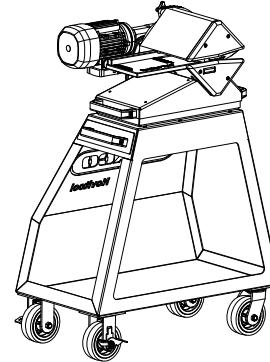
For Novitool pricing, please contact Flexco.

PLY 130™ PLY SEPARATOR

ORDERING NUMBER	ITEM CODE	NEMA PLUG
WORK BENCH MODEL		
PLY130WB-460V3PH60HZ	08013	no plug
PLY130WB-230V50HZ	08246	no plug
REPLACEMENT PARTS		
PLY130-CART	08100	no plug
PLY-BL Blade & Jig	08014	N/A
PLY-JG Jig Only	08015	N/A



Ply 130™ Work Bench Model

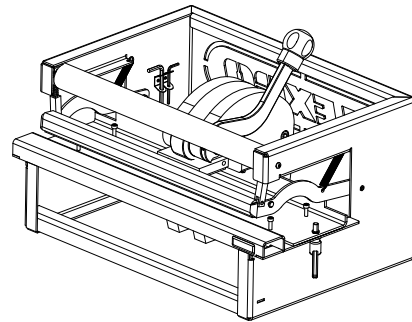


Ply 130™ Cart

PUN M™ MANUAL PUNCH

ORDERING NUMBER	ITEM CODE
PUN M*	
PUN-M-300	08016
PUN-M-600	08017
PUN-M-900	08018
PUN M 300 PUNCHBOARDS	
PUN-B-50X20-300	08019
PUN-B-70X15-300	08022
PUN-B-80X20-300	08025
PUN M 600 PUNCHBOARDS	
PUN-B-50X20-600	08020
PUN-B-70X15-600	08023
PUN-B-80X20-600	08026
PUN-B-80X20X113BIAS-600	08439
PUN M 900 PUNCHBOARDS	
PUN-B-50X20-900	08021
PUN-B-70X15-900	08024
PUN-B-80X20-900	08027
PUN-B-80X20X113BIAS-900	08440
REPLACEMENT PARTS	
PUN-M-NYLONPAD-KIT	08279

*Punchboards not included with Pun M; purchase separately.



Pun M™ Manual Punch

-  **Stock Items** (non-shaded) carried in factory inventory.
-  **Made To Order Items** (shaded) have added lead time.
- Non-Listed Items** are available. Request quote for price and delivery.



FGP Food Grade Primary Cleaner General Information

The FGP Food Grade Primary Cleaner from Flexco is easy to install, easy to maintain, and disassembles in a snap for regular cleaning and sanitization. The FGP Primary Cleaner works on any belt from 100 mm to 1500 mm (4" to 60") and the blade is available in both white and blue FDA approved food grade material.

Features and Benefits

- Made of FDA approved materials for use in food applications.
- Certified by USDA for use in meat, poultry and dairy operations.
- Simple design limits crevices and opportunities for bacteria growth.
- Snap on/off blade for ease of cleaning and blade replacement.
- Minimal hardware so installation, tensioning, and blade replacement are easy.
- Easily tensioned to minimise blade wear, eliminate belt damage, and maximise cleanability.
- Available in standard blade widths from 300 mm to 1500 mm (12" to 60"). Can be cut to size.
- C-dimension gauge ensures proper pole location for optimal cleaning.
- Compatible with endless as well as mechanical splices.

Specifications:

• Temperature Range -29°C to 60°C (-20°F to 140°F)	• Blade Height 76 mm (3.0")	• Blade Hardness 63D Shore Hardness	• Blade Material Food-grade UHMW or UHMW with Stainless Steel
• Pulley Diameter Range 50 mm (2") to 267 mm (10.5")	• Blade Width Range 102-1524 mm (4" - 60")	• Pole/Mounting Material 304 Stainless Steel	

How to choose the correct size blade for your conveyor:

1. Measure your belt width.
2. Choose the Blade Width that corresponds to your belt width.
3. Measure your conveyor width.
4. Verify the Maximum Conveyor Width shown in the selection chart is larger than your conveyor width. If your conveyor width is smaller than the maximum width shown, choose the next larger blade width that accommodates your conveyor width.
5. Blade and/or pole can be cut to users required length. Pole must be 50.8 mm longer than the outside width of conveyor structure at the mounting location.

FGP Food Grade Primary Cleaner

FGP FOOD GRADE PRIMARY CLEANER

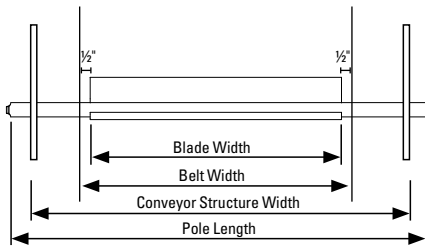
BLADE WIDTH		MAXIMUM CONVEYOR WIDTH		WEIGHT		WHITE BLADE		BLUE BLADE		GRAY METAL DETECTABLE BLADE	
mm	in.	mm	in.	kg.	lbs.	ORDERING NUMBER	ITEM CODE	ORDERING NUMBER	ITEM CODE	ORDERING NUMBER	ITEM CODE
305	12	559	22	3.0	6.7	FGP-W3-12	56009	FGP-BL3-12	56000	FGP-MD3-12	56027
457	18	711	28	3.5	7.7	FGP-W3-18	56010	FGP-BL3-18	56001	FGP-MD3-18	56028
610	24	864	34	3.9	8.6	FGP-W3-24	56011	FGP-BL3-24	56002	FGP-MD3-24	56029
762	30	1016	40	4.3	9.5	FGP-W3-30	56012	FGP-BL3-30	56003	FGP-MD3-30	56030
914	36	1168	46	4.8	10.5	FGP-W3-36	56013	FGP-BL3-36	56004	FGP-MD3-36	56031
1067	42	1321	52	5.2	11.5	FGP-W3-42	56014	FGP-BL3-42	56005	FGP-MD3-42	56032
1219	48	1473	58	5.6	12.4	FGP-W3-48	56015	FGP-BL3-48	56006	FGP-MD3-48	56033
1372	54	1626	64	6.0	13.3	FGP-W3-54	56016	FGP-BL3-54	56007	FGP-MD3-54	56034
1524	60	1778	70	6.4	14.2	FGP-W3-60	56017	FGP-BL3-60	56008	FGP-MD3-60	56035

Product Notes:

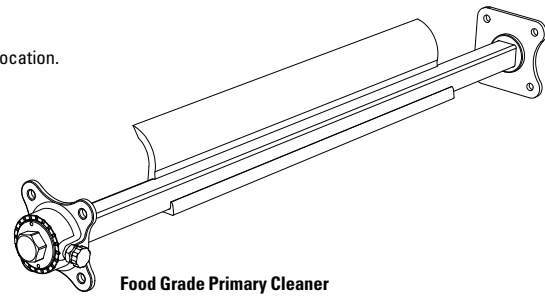
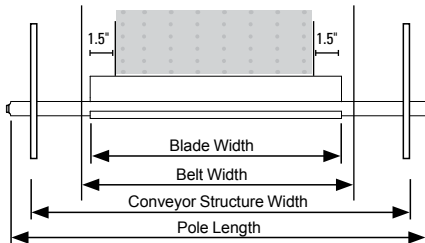
- Pole length = blade length + 304.8 mm on standard cleaners.
- Blade and/or pole can be cut to users required length.
- Pole must be 50.8 mm longer than the outside width of the conveyor structure at the mounting location.
- Please note, FGP discount is your standard BCP discount.

Recommended blade width:

Belt Width Minus 25 mm (1")



Material Path Plus 75 mm (3")



Food Grade Primary Cleaner

POLE LENGTHS

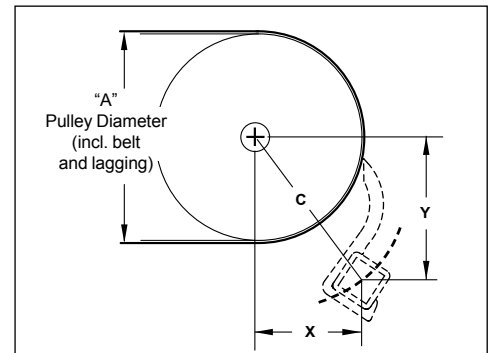
Pole Length		Minimum Blade Width		Maximum Blade Width		Maximum Conveyor structure width at cleaner mounting location	
mm	in.	mm	in.	mm	in.	mm	in.
610	24	102	4	305	12	556	22
813	30	102	4	457	18	708	28
965	36	457	18	610	24	861	34
1067	42	457	18	813	30	1013	40
1219	48	813	30	965	36	1165	46
1372	54	813	30	1067	42	1318	52
1524	60	813	30	1219	48	1470	58
1676	66	813	30	1372	54	1623	64
1829	72	813	30	1524	60	1775	70

POLE LOCATION

A		X		Y		C		A		X		Y		C	
mm	in.	mm	in.	mm	in.	mm	in.	mm	in.	mm	in.	mm	in.	mm	in.
51	2.0	24	0.95	76	2.98	80	3.13	165	6.5	80	3.16	87	3.41	118	4.64
64	2.5	30	1.19	77	3.03	83	3.25	178	7.0	86	3.40	88	3.46	123	4.85
76	3.0	37	1.44	78	3.08	86	3.39	191	7.5	93	3.65	89	3.51	129	5.06
89	3.5	43	1.68	79	3.12	90	3.55	203	8.0	99	3.89	90	3.55	134	5.27
102	4.0	49	1.93	81	3.17	94	3.71	216	8.5	105	4.14	91	3.60	139	5.48
114	4.5	55	2.18	82	3.22	99	3.88	229	9.0	111	4.38	93	3.65	145	5.70
127	5.0	61	2.42	83	3.27	103	4.06	241	9.5	118	4.63	94	3.70	150	5.92
140	5.5	68	2.67	84	3.31	108	4.25	254	10.0	124	4.88	95	3.74	156	6.14
152	6.0	74	2.91	85	3.36	113	4.45								

A = Diameter of pulley + lagging thickness + belt thickness
 C = Centerline of pulley to centerline of cleaner pole.

POLE LOCATION SPECS

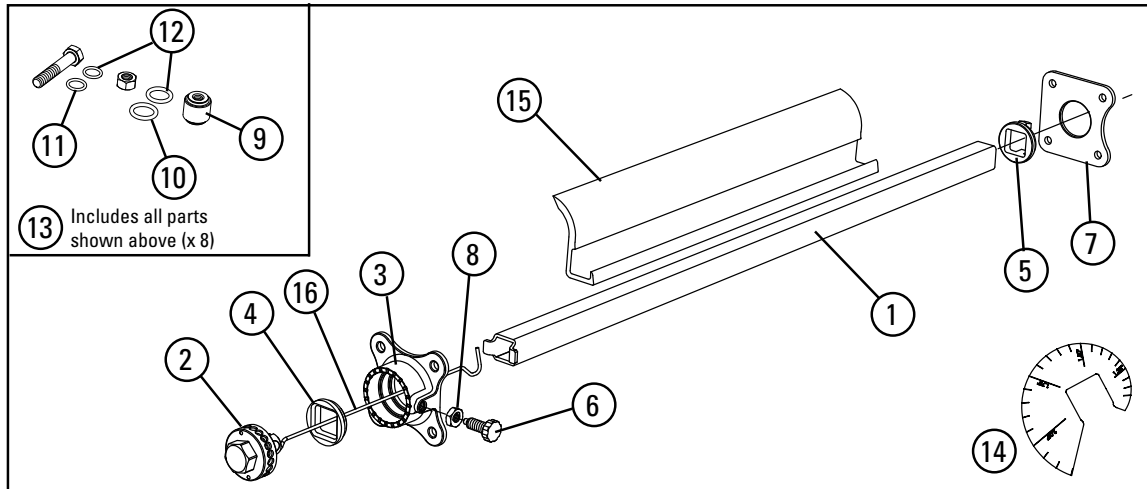


Stock Items (non-shaded) carried in factory inventory.

Made To Order Items (shaded) have added lead time.

Non-Listed Items are available.
 Request quote for price and delivery.

FGP Food Grade Primary Cleaner



FGP FOOD GRADE PRIMARY CLEANER REPLACEMENT PARTS

REF	DESCRIPTION	ORDERING NUMBER	ITEM CODE	WT. KGS.
1	610 mm (24") Pole	FGPL-24/610	56503	1.2
	762 mm (30") Pole	FGPL-30/762	56504	1.5
	914 mm (36") Pole	FGPL-36/914	56505	1.9
	1067 mm (42") Pole	FGPL-42/1067	56506	2.2
	1219 mm (48") Pole	FGPL-48/1219	56507	2.5
	1372 mm (54") Pole	FGPL-54/1372	56508	2.8
	1524 mm (60") Pole	FGPL-60/1524	56509	3.1
	1676 mm (66") Pole	FGPL-66/1676	56510	3.4
1829 mm (72") Pole	FGPL-72/1829	56511	3.8	
2	Torsion Hub Assembly	FGTHUB	56519	0.3
3	Torsion Housing	FGTHSG	56520	0.4
4	Torsion Bushing	FGTBSG	56521	0.05
5	Pole Bushing	FGPBSG	56522	0.05
6	Thumb Screw	FGPIN	56523	0.05
7	End Plate	FGENDPLT	56524	0.2
8	Jam/Locking Nut	FGHEXNUT	56525	0.05
9	Standoff Kit (8 pc)	FGSTNDOFFKIT/8	56526	0.3
	Standoff (1 pc)	FGSTNDOFFKIT/1	56529	0.05
10	Large O-ring (1 pc)	FGO-RLG/1	56530	0.05
11	Small O-ring (1 pc)	FGO-RSM/1	56567	0.05
12	O-ring Kit (16 pcs. ea. Items 10 & 11)	FGO-RGKIT/32	56528	0.05
13	Hardware Kit	FGHRDWRKIT	56527	0.5
14	"C" Dimension Gauge	FG-C-GAUGE	56568	0.05

FGP FOOD GRADE PRIMARY CLEANER REPLACEMENT SPRINGS

REF	DESCRIPTION	ORDERING NUMBER	ITEM CODE	WT. KGS.
16	Torsion Spring 305 mm (12") to 457 mm (18") Blades	FGTS-18/508	56500	0.05
	Torsion Spring 483 mm (19") to 762 mm (30") Blades	FGTS-30/762	56501	0.05
	Torsion Spring 787 mm (31") to 1524 mm (60") Blades	FGTS-60/1524	56502	0.05


FGP FOOD GRADE PRIMARY CLEANER REPLACEMENT BLADES

REF	DESCRIPTION	ORDERING NUMBER	ITEM CODE	WT. KGS.
15	305 mm (12") Blue Blade	FGB-BL3-12/305	56531	0.2
	457 mm (18") Blue Blade	FGB-BL3-18/457	56532	0.3
	610 mm (24") Blue Blade	FGB-BL3-24/610	56533	0.4
	762 mm (30") Blue Blade	FGB-BL3-30/762	56534	0.5
	914 mm (36") Blue Blade	FGB-BL3-36/914	56535	0.6
	1067 mm (42") Blue Blade	FGB-BL3-42/1067	56536	0.7
	1219 mm (48") Blue Blade	FGB-BL3-48/1219	56537	0.8
	1372 mm (54") Blue Blade	FGB-BL3-54/1372	56538	1.0
	1524 mm (60") Blue Blade	FGB-BL3-60/1524	56539	1.0
	305 mm (12") White Blade	FGB-W3-12/305	56540	0.2
	457 mm (18") White Blade	FGB-W3-18/457	56541	0.3
	610 mm (24") White Blade	FGB-W3-24/610	56542	0.4
	762 mm (30") White Blade	FGB-W3-30/762	56543	0.5
	914 mm (36") White Blade	FGB-W3-36/914	56544	0.6
	1067 mm (42") White Blade	FGB-W3-42/1067	56545	0.7
1219 mm (48") White Blade	FGB-W3-48/1219	56546	0.8	
1372 mm (54") White Blade	FGB-W3-54/1372	56547	1.0	
1524 mm (60") White Blade	FGB-W3-60/1524	56548	1.0	
305 mm (12") Gray Blade	FGB-MD3-12/305	56558	0.2	
457 mm (18") Gray Blade	FGB-MD3-18/457	56559	0.3	
610 mm (24") Gray Blade	FGB-MD3-24/610	56560	0.4	
762 mm (30") Gray Blade	FGB-MD3-30/762	56561	0.5	
914 mm (36") Gray Blade	FGB-MD3-36/914	56562	0.6	
1067 mm (42") Gray Blade	FGB-MD3-42/1067	56563	0.7	
1219 mm (48") Gray Blade	FGB-MD3-48/1219	56564	0.8	
1372 mm (54") Gray Blade	FGB-MD3-54/1372	56565	1.0	
1524 mm (60") Gray Blade	FGB-MD3-60/1524	56566	1.0	

Stock Items (non-shaded) carried in factory inventory.

Made To Order Items (shaded) have added lead time.

Non-Listed Items are available.
Request quote for price and delivery.



Light-Duty Transfer Solutions General Information

When it comes to belt-to-belt transfer of product, Flexco understands the importance of a trouble-free transition.

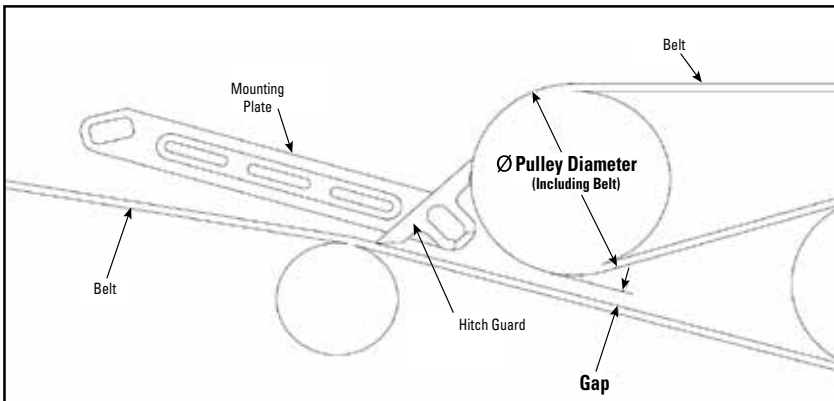
The Hitch Guard from Flexco is engineered to provide a smooth transition of product over the conveyor hitch. The Hitch Guard prevents small objects from becoming lodged between the belts at the hitch which can cause longitudinal conveyor belt tears, damage to conveyed products, and costly periods of unscheduled downtime.

Segmented Transfer Plates offer similar protection at transition points. Designed to accommodate belts up to 1500 mm (60") wide, different segment lengths can be paired together to provide options for offset mounting and accommodate gaps from 100 mm to 250 mm (4" to 10").

Both Hitch Guards and Segmented Transfer Plates are designed for individual segments to release from the support bar, so that objects are quickly dislodged while remaining segments stay secured for continued operation.

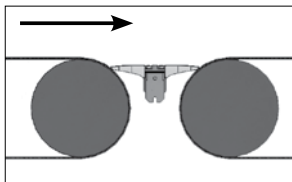
Hitch Guard Ordering Specifications:

Pulley Diameter (mm) (including belt)	63.5	76.2	88.9	101.6	114.3	127.0	139.7	152.4	165.1
Minimum Gap Required (mm)	20.3	12.7	2.5	0	0	0	0	0	0
Maximum Gap (mm) (mounting plate installed above belt)	40.6	35.6	30.5	25.4	20.3	15.2	10.2	5.1	0

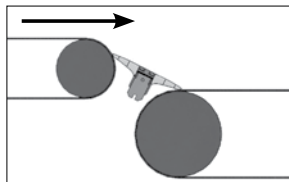


Segmented Transfer Plate Ordering Specifications:

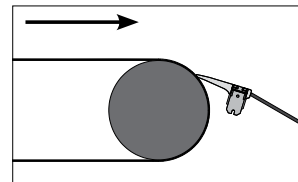
1. Specify belt width. Mounting bar is 2" longer than specified belt width.
2. Determine transfer size required.
3. Determine mounting bar location and if offset is required.



For horizontal to horizontal belt applications.
Measure distance between pulleys at a point 0.5" to 1.5" below the tops of the pulleys (including belt thickness).



For waterfall applications.
Measure distance from about 45° from the top of the upper pulley to the top point on the lower pulley.



For belt to chute or slide applications.
On pulley side, position no higher than 1/2" below the crown with bridge segment positioned roughly 1/8" to 1/2" above the top of the chute or slide back wall.

Transfer Solutions

*Contact Flexco for Pricing

HITCH GUARD*


MAXIMUM CONVEYOR WIDTH		UNIVERSAL MOUNTING BRACKET		SCANNER EYE MOUNTING BRACKET	
		ORDERING NUMBER	ITEM CODE	ORDERING NUMBER	ITEM CODE
in	mm				
36"	900	HITCHGD-V3-KIT-36IN	04442	HITCHGD-V1-KIT-36IN	04322
42"	1050	HITCHGD-V3-KIT-42IN	04443	HITCHGD-V1-KIT-42IN	04321
48"	1200	HITCHGD-V3-KIT-48IN	04444	HITCHGD-V1-KIT-48IN	04320
60"	1500	HITCHGD-V3-KIT-60IN	04445	HITCHGD-V1-KIT-60IN	04319
72"	1800	HITCHGD-V3-KIT-72IN	04988	HITCHGD-V1-KIT-72IN	04973


HITCH GUARD UNIVERSAL MOUNTING REPLACEMENT PARTS*

DESCRIPTION	ORDERING NUMBER	ITEM CODE
CENTER SEGMENT	HITCHGD-V1-CENTER-SEGMENT-3IN	04269
CENTER SEGMENT – 10 PACK	HITCHGD-V1-CENTER-SEG-10PC-PK	04339
RIGHT END SEGMENT	HITCHGD-V1-RIGHT-END-SEGMENT	04311
RIGHT END SEGMENT – 5 PACK	HITCHGD-V1-RIGHT-SEG-5PC-PK	04343
LEFT END SEGMENT	HITCHGD-V1-LEFT-END-SEGMENT	04312
LEFT END SEGMENT – 5 PACK	HITCHGD-V1-LEFT-SEG-5PC-PK	04344
MOUNTING PLATE	HITCHGD-V3-MOUNTING-PLATE	04447
MOUNTING KIT	HITCHGD-V3-MOUNTING-KIT	04446
SUPPORT BAR – 38"	HITCHGD-V1-SUPPORT-BAR-38IN	04341
SUPPORT BAR – 44"	HITCHGD-V1-SUPPORT-BAR-44IN	04309
SUPPORT BAR – 50"	HITCHGD-V1-SUPPORT-BAR-50IN	04342
SUPPORT BAR – 62"	HITCHGD-V1-SUPPORT-BAR-62IN	04310
SUPPORT BAR – 74"	HITCHGD-V1-SUPPORT-BAR-74IN	04974
INSTALLATION SPACER KIT	HITCHGD-V3-INSTALL-SPACER-KIT	04448

HITCH GUARD SCANNER EYE REPLACEMENT PARTS*

DESCRIPTION	ORDERING NUMBER	ITEM CODE
CENTER SEGMENT	HITCHGD-V1-CENTER-SEGMENT-3IN	04269
CENTER SEGMENT – 10 PACK	HITCHGD-V1-CENTER-SEG-10PC-PK	04339
RIGHT END SEGMENT	HITCHGD-V1-RIGHT-END-SEGMENT	04311
RIGHT END SEGMENT – 5 PACK	HITCHGD-V1-RIGHT-SEG-5PC-PK	04343
LEFT END SEGMENT	HITCHGD-V1-LEFT-END-SEGMENT	04312
LEFT END SEGMENT – 5 PACK	HITCHGD-V1-LEFT-SEG-5PC-PK	04344
MOUNTING PLATE	HITCHGD-V1-MOUNTING-PLATE	04308
MOUNTING KIT	HITCHGD-V1-MOUNTING-KIT	04340
SUPPORT BAR – 38"	HITCHGD-V1-SUPPORT-BAR-38IN	04341
SUPPORT BAR – 44"	HITCHGD-V1-SUPPORT-BAR-44IN	04309
SUPPORT BAR – 50"	HITCHGD-V1-SUPPORT-BAR-50IN	04342
SUPPORT BAR – 62"	HITCHGD-V1-SUPPORT-BAR-62IN	04310
SUPPORT BAR – 74"	HITCHGD-V1-SUPPORT-BAR-74IN	04974
INSTALLATION SPACER KIT	HITCHGD-V1-INSTALL-SPACER-KIT	04314

 Stock Items (non-shaded) carried in factory inventory.

 Made To Order Items (shaded) have added lead time.

Non-Listed Items are available.
Request quote for price and delivery.

Transfer Solutions


*Contact Flexco for Pricing


SEGMENTED TRANSFER PLATES* FOR HORIZONTAL TO HORIZONTAL OR WATERFALL APPLICATIONS*

TRANSFER WIDTH		MOUNTING BAR OFFSET		BELT WIDTHS					
				610 mm (24")		914 mm (36")		1067 mm (42")	
mm	in	mm	in	ITEM CODE	DESCRIPTION	ITEM CODE	DESCRIPTION	ITEM CODE	DESCRIPTION
102	4"	none		56100	TGB-4/102-2/2-24/610	56101	TGB-4/102-2/2-36/914	56181	TGB-4/102-2/2-42/1067
127	5"	13	0.5"	56104	TGB-5/127-2/3-24/610	56105	TGB-5/127-2/3-36/914	56182	TGB-5/127-2/3-42/1067
152	6"	25	1.0"	56108	TGB-6/152-2/4-24/610	56109	TGB-6/152-2/4-36/914	56183	TGB-6/152-2/4-42/1067
		none		56112	TGB-6/152-3/3-24/610	56113	TGB-6/152-3/3-36/914	56184	TGB-6/152-3/3-42/1067
178	7"	38	1.5"	56116	TGB-7/178-2/5-24/610	56117	TGB-7/178-2/5-36/914	56185	TGB-7/178-2/5-42/1067
		13	0.5"	56120	TGB-7/178-3/4-24/610	56121	TGB-7/178-3/4-36/914	56186	TGB-7/178-3/4-42/1067
203	8"	25	1.0"	56128	TGB-8/203-3/5-24/610	56129	TGB-8/203-3/5-36/914	56187	TGB-8/203-3/5-42/1067
		none		56132	TGB-8/203-4/4-24/610	56133	TGB-8/203-4/4-36/914	56188	TGB-8/203-4/4-42/1067
229	9"	13	0.5"	56140	TGB-9/229-4/5-24/610	56141	TGB-9/229-4/5-36/914	56189	TGB-9/229-4/5-42/1067
254	10"	none		56148	TGB-10/254-5/5-24/610	56149	TGB-10/254-5/5-36/914	56190	TGB-10/254-5/5-42/1067

SEGMENTED TRANSFER PLATES*

TRANSFER WIDTH		MOUNTING BAR OFFSET		BELT WIDTHS			
				1219 mm (48")		1524 mm (60")	
mm	in	mm	in	ITEM CODE	DESCRIPTION	ITEM CODE	DESCRIPTION
102	4"	none		56102	TGB-4/102-2/2-48/1219	56103	TGB-4/102-2/2-60/1524
127	5"	13	0.5"	56106	TGB-5/127-2/3-48/1219	56107	TGB-5/127-2/3-60/1524
152	6"	25	1.0"	56110	TGB-6/152-2/4-48/1219	56111	TGB-6/152-2/4-60/1524
		none		56114	TGB-6/152-3/3-48/1219	56115	TGB-6/152-3/3-60/1524
178	7"	38	1.5"	56118	TGB-7/178-2/5-48/1219	56119	TGB-7/178-2/5-60/1524
		13	0.5"	56122	TGB-7/178-3/4-48/1219	56123	TGB-7/178-3/4-60/1524
203	8"	25	1.0"	56130	TGB-8/203-3/5-48/1219	56131	TGB-8/203-3/5-60/1524
		none		56134	TGB-8/203-4/4-48/1219	56135	TGB-8/203-4/4-60/1524
229	9"	13	0.5"	56142	TGB-9/229-4/5-48/1219	56143	TGB-9/229-4/5-60/1524
254	10"	none		56150	TGB-10/254-5/5-48/1219	56151	TGB-10/254-5/5-60/1524

 **Stock Items** (non-shaded) carried in factory inventory.

 **Made To Order Items** (shaded) have added lead time.

Non-Listed Items are available. Request quote for price and delivery.



Tatch-A-Cleat® General Cleat Information

Cleat patterns

When choosing cleat installation patterns, you should give major consideration to the type of return support which is available or feasible.

Where conveyor pulley center distances are 5M (15 feet) or less, it is often possible to omit return rolls safely.

Where the curved or chevron pattern is used with standard return rolls, cleats

should be arranged so that they provide a set of continuous contacts between cleats and rolls. On drives using pulleys less than 150 mm (6") in diameter, curved or chevron patterns should not be used.

The ends of cleats mounted in a curved pattern should be tapered to lead smoothly onto return rolls.

Suggested minimum cleat height for various sized materials and degrees of incline

This chart assumes that material being conveyed has a 30° natural angle of repose. For rounded or free-flowing materials with a natural angle of repose of less than 30°, use the cleat corresponding to the next higher material size. (For example, if your material is 100 mm (4") high, with a natural angle of repose of less than 30°, and your belt incline is 40°, you would use a 75 mm (3") cleat — that is, the cleat size corresponding to 125 mm (5") material.)

Cleat Height

Size of Material	mm		in.		mm		in.		mm		in.			
	mm	in.	mm	in.	mm	in.	mm	in.	mm	in.	mm	in.		
200	8"	150	6"	150	6"	150	6"	150	6"	150	6"	150	6"	
175	7"	150	6"	150	6"	150	6"	150	6"	150	6"	150	6"	
150	6"	100	4"	100	4"	150	6"	150	6"	150	6"	150	6"	
125	5"	75	3"	75	3"	100	4"	150	6"	150	6"	150	6"	
100	4"	50	2"	50	2"	75	3"	100	4"	100	4"	100	4"	
75	3"	38	1½"	38	1½"	50	2"	75	3"	75	3"	75	3"	
50	2"	25	1"	25	1"	38	1½"	50	2"	50	2"	50	2"	
25	1"	16	5/8"	16	5/8"	25	1"	38	1½"	38	1½"	38	1½"	
13	½"	16	5/8"	16	5/8"	16	5/8"	25	1"	25	1"	25	1"	
			30°			40°					50°			60°

Belt Incline

Suggested cleat spacing

This chart assumes that material being conveyed has a 20° dynamic angle of repose (30° natural angle of repose) and that cleats are installed at a right angle to the belt edge. For more free-flowing material, use slightly closer cleat spacing.

Cleat Spacing

Cleat Height	mm		in.		mm		in.		mm		in.			
	mm	in.	mm	in.	mm	in.	mm	in.	mm	in.	mm	in.		
150	6"	875	35"	700	28"	525	21"	394	15¾"					
100	4"	575	23"	463	18½"	338	13½"	263	10½"					
75	3"	425	17"	338	13½"	250	10"	200	8"					
50	2"	300	12"	213	8½"	157	6¼"	125	5"					
38	1½"	213	8½"	150	6"	125	5"	100	4"					
25	1"	138	5½"	107	4¼"	69	2¾"	63	2½"					
16	5/8"	100	4"	69	2¾"	50	2"	44	1¾"					
			30°			40°					50°			60°

Belt Incline

Type	Cleat Pattern	Return Rolls	Recommended
IN TROUGH		SPLIT ROLLS 	Where Cleats are needed only to lock material in place on the conveyor.
STAGGERED		SQUIRREL CAGE 	Where drain-off of liquids presented special problems.
ACROSS BELT WIDTH		SELF-CLEANING 	Where incline is steep and/or material has high flowability – as with large, round or uniformly sized material.
CURVED		STANDARD RETURN ROLLS 	Where increased load capacity is required with a given belt width, trough, and incline.
SPLIT		RUBBER-DISC 	Where drain-off is a problem, and rubber disc-type rolls are available.
CHEVRON		STANDARD RETURN ROLLS 	Where drain-off is a problem, and standard solid return rolls are used.

Tatch-A-Cleat® Mechanical Cleats

MODEL "L" CLEATS

10 CLEATS/CARTON – Min. Pulley 50 mm (2")

ORDERING NUMBER	ITEM CODE	WT. KGS.
BLACK – PLATED FASTENER		
L5/8-B	99500	3.3
L1-B	99504	4.2
L1-1/2-B	99508	5.1
L2-B	99512	6.4
L3-B	99516	8.3
BLACK – 302 STAINLESS FASTENER		
L5/8-BS	99501	3.3
L1-BS	99505	4.2
L1-1/2-BS	99509	4.2
L2-BS	99513	6.4
L3-BS	99517	8.3
WHITE – PLATED FASTENER		
L5/8-W	99502	3.3
L1-W	99506	4.2
L1-1/2-W	99510	5.6
L2-W	99514	6.6
L3-W	99518	8.8
WHITE – 302 STAINLESS FASTENER		
L5/8-WS	99503	3.3
L1-WS	99507	4.2
L1-1/2-WS	99511	5.6
L2-WS	99515	6.6
L3-WS	99519	8.8

EXTRA FASTENER SETS

123/BAG #10-24 Machine Screws and Washers

ORDERING NUMBER	ITEM CODE	WT. KGS.
PLATED		
L1/2-F	99570	0.5
L5/8-F	99522	0.5
L3/4-F	99520	0.6
L1-F	99521	0.6
STAINLESS		
L1/2-FS	99571	0.5
L5/8-FS	99525	0.5
L3/4-FS	99523	0.6

MODEL "HD" CLEATS

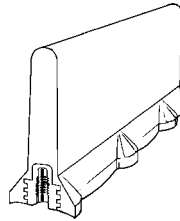
ORDERING NUMBER	ITEM CODE	WT. KGS.	CLEATS/CARTON	MIN. PULLEY	
				mm	in.
WITH PLATED FASTENER					
HD1	99531	5.2	10	75	3
HD2	99565	4.3	5	100	4
WITH STAINLESS FASTENER					
HD1S	99648	5.4	10	75	3

NOTE: HD2 Cleats may be purchased in bulk quantities. Contact Customer Service for details.

EXTRA FASTENER SETS—TYPE AB

123/BAG

ORDERING NUMBER	ITEM CODE	WT. KGS.
PLATED		
HD1-F	99535	1.1
HD1-1/4-F	99536	1.3
STAINLESS		
HD1-FS	99529	1.2



NOTE: Cleats are 600 mm (24") long.

1/2" screws are furnished "standard" and can be used on belts up to 8 mm (5/16") thick.

Inserts are on 50 mm (2") centers.

For belts 8 – 11 mm (5/16" – 7/16") use a 15.9 mm (5/8") screw.

For belts over 11 mm (7/16") use a 19.1 mm (3/4") screw.



NOTE: Cleats are 1200 mm (48") long. Ordering numbers followed by the letter T indicate cleat fasteners furnished with flat top nut (ECFT). Standard fasteners include hex nuts. (ECF).

ECONO-CLEAT®

5 CLEATS/CARTON

ORDERING NUMBER	ITEM CODE	WT. KGS.	MIN. PULLEY	
			mm	in.
ECONO-CLEAT w/FASTENERS & HEX NUTS (ECF, EC4F, EC6F)				
EC1-1/4	99576	5.7	75	3
EC2	99578	7.0	75	3
EC3	99580	10.0	75	3
EC4	99582	15.0	100	4
EC6*	99586	12.8	150	6
ECONO-CLEAT w/FASTENERS & FLAT TOP NUTS (ECFT, EC4FT)				
EC1-1/4-T	99577	5.7	75	3
EC2-T	99579	7.0	75	3
EC3-T	99581	10.0	75	3
EC4-T	99583	15.0	100	4

*Two 1200 mm (48") Cleats/Carton

ECONOMY CARTON

4 M (12 FT.) LENGTHS w/NO FASTENERS - 9 FASTENER SETS PER M REQUIRED (3 FASTENER SETS PER FOOT REQUIRED)

ORDERING NUMBER	ITEM CODE	WT. KGS.	CTN.		MIN. PULLEY	
			M	FT.	mm	in.
EC2-C	99598	56.7	55	180	75	3
EC3-C	99599	55.8	37	120	75	3
EC4-C	99601	54.9	22	72	100	4
EC6-C	99600	57.2	11	36	150	6

EXTRA FASTENER SETS

61/BAG

ORDERING NUMBER	ITEM CODE	WT. KGS.	SIZE
FASTENERS FOR 32, 50, & 75 mm (1-1/4", 2" & 3") CLEATS			
ECF	99589	1.3	7 mm x 32 mm 1/4" x 1-1/4"
ECFS	99593	1.3	
ECFT	99590	1.0	
FASTENERS FOR 100 mm (4") CLEATS			
EC4F	99591	1.5	32 mm x 44 mm 1-1/4" x 1-3/4"
EC4FT	99592	1.0	
FASTENERS FOR 150 mm (6") CLEATS			
EC6F*	99594	0.9	32 mm x 50 mm 1-1/4" x 2"

*33/Bag

Tatch-A-Cleat® Mechanical Cleats

TATCH-A-LUG®

Min. Pulley 50 mm (2")

DESCRIPTION	ORDERING NUMBER	ITEM CODE	WT. KGS.
(25 LUGS/CARTON)	LG1-1/2	99541	0.8
	LG2	99543	0.9
(26 EACH)	LG3/4-F	99546	0.1
	LG3/4-FS	99547	0.1
Economy Carton (100 LUGS)	LG1-1/2-C	99542	3.0
	LG2-C	99544	3.2



TATCH-A-PEG®

Min. Pulley 50 mm (2")

DESCRIPTION	ORDERING NUMBER	ITEM CODE	WT. KGS.
(100 PEGS/CARTON)	PG2	99539	2.0
	PG3	99537	3.1
Extra Fastener Sets – Plated (100 / bag)	P1/2-F	99548	0.4
	P3/4-F	99538	0.5

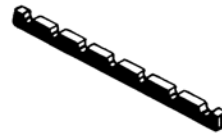


EXTRA WASHERS

FOR CLEAT:	ORDERING NUMBER	ITEM CODE	WT. KGS.	DIA.
Econo-Cleat®	CW25/100	99690	.1	6 mm (1/4")
Tatch-A-Lug®, Model "L"	CW1024	99626	.1	5 mm (13/64")
Tatch-A-Peg®				
BULK WASHERS				
Tatch-A-Lug®, Model "L"	CWS1024	99627	1.0	5 mm (13/64")
Tatch-A-Peg®				

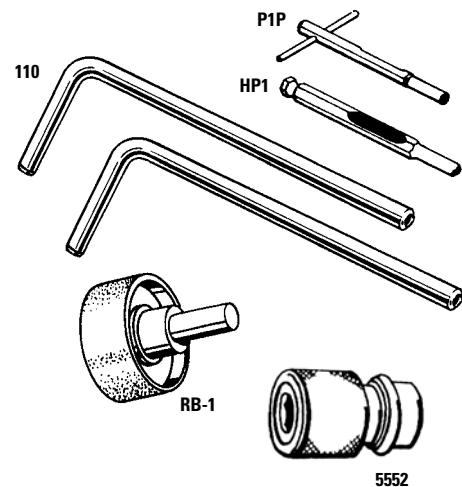
TATCH-A-GUIDE®

DESCRIPTION	LENGTH		ORDERING NUMBER	ITEM CODE	WT. KGS.	MIN. PULLEY	
	mm	in.				mm	in.
Plated (10/CTN.)	200	8"	A10	99551	0.5	100	4
	200	8"	B10	99553	0.6	150	6
	235	9 1/4"	C10	99555	1.5	200	8
Stainless	200	8"	A10S	99552	0.5	100	4
	200	8"	B10S	99554	0.6	150	6
	235	9 1/4"	C10S	99556	1.5	200	8
Extra Fasteners Sets (31/BAG)							
Plated	– Size A		G1/2-F	99560	0.05		
	– Size B		G5/8-F	99566	0.05		
	– Size C		G3/4-F	99572	0.1		
Stainless	– Size A		G1/2-FS	99563	0.05		
	– Size B		G5/8-FS	99569	0.05		
	– Size C		G3/4-FS	99573	0.1		



INSTALLATION TOOLS

DESCRIPTION	ORDERING NUMBER	FOR CLEAT TYPE:	DIA.	ITEM CODE	WT. KGS.
Flexco® Belt Punches	P1P	Model L, Econo-Cleat®, Tatch-A-Lug®, Tatch-A-Peg®, & Tatch-A-Guide®	6 mm (1/4")	30460	0.05
	P3P	Model HD	10 mm (3/8")	30462	0.1
Flexco® Power Punches	HP1	Model L, Econo-Cleat®, Tatch-A-Lug®, Tatch-A-Peg®, & Tatch-A-Guide®	6 mm (1/4")	30463	0.1
	HP3	Model HD	10 mm (3/8")	30465	0.1
Flexco® Bolt Breaker (Two per Package)	110			30474	0.5
Quick Change Chuck	5552			30481	0.2
Alligator® Belt Grinder	RB-1			30867	0.3



- Stock Items** (non-shaded) carried in factory inventory.
- Made To Order Items** (shaded) allow one week for production. In most cases, the next standard stock item can be adapted to meet your requirements.
- Non-Listed Items** are available. Request quote for price and delivery.

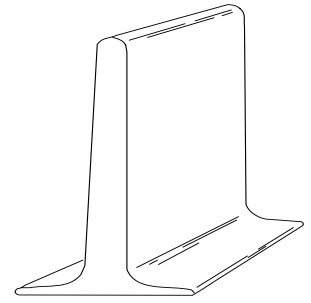
Tatch-A-Cleat® Mechanical Cleats

RUBBER BONDABLE

T CLEATS

BUFFED - STANDARD PACK 3M (10') LENGTHS - NITRILE 60 DURO - 680 kg. (1500 lb.) TENSILE

WHITE		BLACK		WT./M	MIN. ORDER QTY.	HEIGHT		BASE WIDTH		THICKNESS		MIN. PULLEY DIAMETER	
ORDERING NUMBER	ITEM CODE	ORDERING NUMBER	ITEM CODE			mm	in.	mm	in.	mm	in.	mm	in.
T-3/4WNIB	99966	T-1BNIB	99983	.12	30M/100'	19	3/4"	53	2 1/8"	6	.250"	150	6"
T-1WNIB	99967			30M/100'	25	1"	53	2 1/8"	6	.250"	150	6"	
T-1-1/2WNIB	99968			T-1-1/2BNIB	99984	.17	30M/100'	38	1 1/2"	53	2 1/8"	6	.250"
T-2WNIB	99969	T-2BNIB	99985	.19	30M/100'	50	2"	53	2 1/8"	6	.250"	150	6"
		T-3BNIB	99987	.37	30M/100'	75	3"	53	2 1/8"	9	.375"	150	6"



T CLEAT

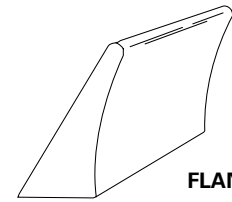
UNBUFFED - STANDARD PACK 10' LENGTHS - NITRILE 60 DURO - 1500 lb. TENSILE

T-1/2WNI	99818			.08	30M/100'	13	1/2"	25	1"	6	.250"	100	4"
T-3/4WNI	99800			.12	30M/100'	19	3/4"	53	2 1/8"	6	.250"	150	6"

FLANGES

15.2 M (50') LENGTHS - NEOPRENE 45 DURO - 544.3 kg. (1200 lb.) TENSILE, 600% ELONGATION - BLACK ONLY

WHITE		WT./M.	QTY./CTN.		HEIGHT		BASE WIDTH		MIN. PULLEY DIA.			
ORDERING NUMBER	ITEM CODE		M	FT	mm	in.	mm	in.	FLANGE		CLEAT	
FL1BNE	99860	.07	15	50'	25	1"	19	3/4"	150	6"	100	4"
FL1-1/2BNE	99861	.15	15	50'	38	1 1/2"	25	1"	200	8"	125	5"



FLANGE

Made To Order Items
Allow 6-8 weeks for delivery.
Minimum order may apply.

V-GUIDE BUFFED

STANDARD PACK 30.5 M (100') LENGTHS - NEOPRENE 60 DURO - 680.4 kg. (1500 lb.) TENSILE

WHITE		BLACK		WT./M.	QUANTITY CTN./REEL		SIZE	W1		W2		HEIGHT		MIN. PULLEY DIAMETER	
ORDERING NUMBER	ITEM CODE	ORDERING NUMBER	ITEM CODE		M	FT		mm	in.	mm	in.	mm	in.	mm	in.
AVGWNEB	99832	AVGBNEB	99996	.03	30	100'	A	13	1/2"	8	5/16"	8	5/16"	100	4"
		BVGBNEB	99844	.05	30	100'	B	16	5/8"	11	7/16"	11	7/16"	150	6"
OVGWNEB-500	99287	OVGBNEB-500	99301	.02	152	500'	O	9	3/8"	6	1/4"	6	1/4"	50	2"
AVGWNEB-500	99288	AVGBNEB-500	99302	.03	152	500'	A	13	1/2"	8	5/16"	8	5/16"	100	4"
BVGWNEB-500	99289	BVGBNEB-500	99303	.05	152	500'	B	16	5/8"	11	7/16"	11	7/16"	150	6"
CVGWNEB-300	99290	CVGBNEB-300	99304	.08	91	300'	C	22	7/8"	13	17/32"	13	17/32"	200	8"

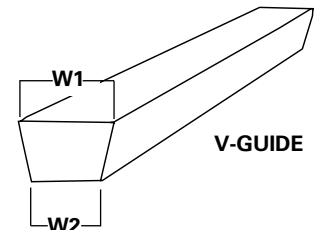
*White V-guides shipped in 2 pieces on one reel.

V-GUIDE UNBUFFED

STANDARD PACK 30.5 M (100') LENGTHS - NEOPRENE 60 DURO - 680.4 kg. (1500 lb.) TENSILE

WHITE		BLACK		WT./M.	QUANTITY CTN./REEL		SIZE	W1		W2		HEIGHT		MIN. PULLEY DIAMETER	
ORDERING NUMBER	ITEM CODE	ORDERING NUMBER	ITEM CODE		M	FT		mm	in.	mm	in.	mm	in.	mm	in.
		AVGBNE	99855	.03	30	100'	A	13	1/2"	8	5/16"	8	5/16"	100	4"
OVGWNE-500	99280			.02	152	500'	O	9	3/8"	6	1/4"	6	1/4"	50	2"
AVGWNE-500	99281	AVGBNE-500	99295	.03	152	500'	A	13	1/2"	8	5/16"	8	5/16"	100	4"
BVGWNE-500	99282	BVGBNE-500	99296	.05	152	500'	B	16	5/8"	11	7/16"	11	7/16"	150	6"
CVGWNE-300	99283	CVGBNE-300	99297	.08	91	300'	C	22	7/8"	13	17/32"	13	17/32"	200	8"

*White V-guides shipped in 2 pieces on one reel.



V-GUIDE

BONDABLE CLEAT – TEMPERATURE SERVICE RANGE

FOR CLEAT TYPE:	TEMPERATURE RANGE
RUBBER BONDABLE	
T-Cleat, Scoop Cleats	-40°C to +82°C (-40°F to +180°F)
V-Guides	-40°C to +98°C (-40°F to +210°F)
PVC BONDABLE	
T-Cleat, Scoop Cleats, V-Guides	-28°C to +65°C (-20°F to +150°F)


NOTE: One reel or carton minimum per size and color.

Non Listed Items are available.

Request quote for price and delivery.

NOTE: Customized Profiles and Formulations can be quoted.

NOTE: Allow for greater pulley diameters if system has reverse bends.



How Flexco® Bolt Hinged Fasteners Work

Flexco® Bolt Hinged fasteners provide a flexible joint for belts operating over small pulleys. Because the joint is easily separated by simply removing the hinge pin, entire belt sections may be added or eliminated.

Designed as a compression fastener, the Flexco® Bolt Hinged model is fastened to the belt ends with high strength bolts. The bolts

compress the plates into the belt cover. Additional holding capability is provided by the fastener teeth that imbed in the belt without damage to the belt carcass.

This combination distributes the splice tension across the entire plate width while the teeth secure the fastener into the belt carcass to resist pull-out.

Applications	Installation Method	What You Need for Installation
<ul style="list-style-type: none"> • Construction Equipment • Road Machinery • Coal, Salt, Potash Mines • Stacking and Stockpiling Belts • Other Applications Involving Smaller Pulleys 	Fasteners can be installed in the shop or on-site with either simple hand tools or power tools.	<ul style="list-style-type: none"> • Fastener Plates • Bolts & Nuts • Templet • Belt Punch • Wrench • Bolt Horn • Flexco Installation Tool • Impact Tool or Carpenter's Brace
How to Specify the Correct Flexco® Bolt Hinged Fastener	Fastener Metal Selection	Hinge Pin Selection
<ol style="list-style-type: none"> 1. Determine Belt Tension (kN/m, PIW). 2. Measure your Belt Thickness. 3. Measure the Diameter of the Smallest Pulley in your Drive with Belt Wrap more than 90°. 4. Choose the fastener size that is appropriate for your specifications in the selection chart below. 	<p>Steel. For most applications, plated steel is recommended.</p> <p>Stainless Steel. Type 316 Stainless Steel provides extra resistance to abrasion, magnetic attraction, and corrosion from acids and chemicals.</p>	<p>NC Nylon Covered Steel Cable - for use with steel fasteners, flat or troughed belts.</p> <p>NCS Nylon Covered Stainless Steel Cable - for applications with stainless fasteners, flat or troughed belts.</p>

Flexco® Bolt Hinged Fastener Selection Chart

Fastener Size	For Belts With Mechanical Fastener Ratings Up To:		Belt Thickness Range		Recommended Min. Pulley Diameter			
					Operating Tension 100% of Belt Rating		Operating Tension Under 75% of Belt Rating	
	kN/m	P.I.W.	mm	in.	mm	in.	mm	in.
375X	33	190	6-11	1/4-13/32	152	6	102	4
550	52	300	6-16	1/4-5/8	230	9	178	7



Flexco® Bolt Hinged Fasteners

FASTENERS

NOTE:

In most cases, fastener strip length is not equal to belt width. Order by belt width.

Exclusive Piloted Bolt Design Simplifies Installation:

The new piloted bolt is currently being phased in to replace standard bolt designs.

To order the new piloted bolts as they become available, use standard bolt ordering numbers.

STEEL

("J" CARTON – Continuous Strip w/Steel Nuts & Bolts)

STAINLESS 300 SERIES

("J" CARTON – Continuous Strip w/ Stainless Nuts & Bolts)

EVERDUR

("J" CARTON – Continuous Strip w/Stainless Nuts & Bolts)

For 375X	BELT WIDTH		ORDERING NUMBER	ITEM CODE	WT. KGS.	ORDERING NUMBER	ITEM CODE	WT. KGS.	ORDERING NUMBER	ITEM CODE	WT. KGS.
	mm	in.	NC STEEL JOINT WITH NYLON COVERED STEEL CABLE			NCS STAINLESS JOINT WITH NYLON COVERED STAINLESS CABLE			NB EVERDUR JOINT WITH NYLON COVERED STAINLESS CABLE		
	300	12"	375XJ12NC	40000	1.0						
450	18"	375XJ18NC	40003	1.5							
600	24"	375XJ24NC	40005	1.8							
750	30"	375XJ30NC	40007	2.3							
900	36"	375XJ36NC	40008	2.9	375XSJ30NCS	40037	2.4				
1200	48"	375XJ48NC	40010	3.8	375XSJ36NCS	40038	2.9				
1500	60"				375XSJ48NCS	40040	3.8				
									375XEJ60NB	39988	5.0

STEEL

("J" CARTON – Continuous Strip w/Steel Nuts & Bolts)

STAINLESS 300 SERIES

("J" CARTON – Continuous Strip w/Steel Nuts & Bolts)

550	BELT WIDTH		ORDERING NUMBER	ITEM CODE	550	BELT WIDTH		ORDERING NUMBER	ITEM CODE
	mm	in.	NC STEEL JOINT WITH NYLON COVERED STEEL CABLE			NCS STAINLESS JOINT WITH NYLON COVERED STAINLESS CABLE			
	CARTON – One Complete Joint								
450	18"	550J18NC	40138		900	36"	550SJ36NCS	40167	
600	24"	550J24NC	40047		1200	48"	40169-550SJ48NCS	40169	
750	30"	550J30NC	40049						
900	36"	550J36NC	40050						
1200	48"	550J48NC	40052						

HINGE PINS

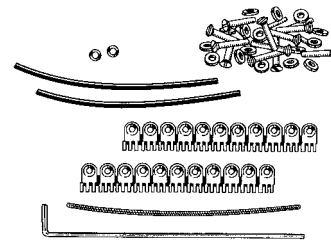
EACH (ONE PIN)

For 375X or 550	BELT WIDTH		ORDERING NUMBER	ITEM CODE	WT. KGS.	ORDERING NUMBER	ITEM CODE	WT. KGS.
	mm	in.	NC NYLON COVERED STEEL CABLE 6.35 mm (1/4" dia.)			NCS NYLON COVERED STAINLESS CABLE* 6.35 mm (1/4" dia.)		
	450	18"	NC-450-1	37048	0.3			
600	24"	NC-600-1	37050	0.3				
750	30"	NC-750-1	37053	0.4				
900	36"	NC-900-1	37055	0.5	NCS-900-1	37079	0.5	
1050	42"	NC-1050-1	37057	0.6				
1200	48"	NC-1200-1	37058	0.7	NCS-1200-1	37082	0.7	
30M (100 FT) COILS					30M (100 FT) COILS			
BULK		NC-C	39740	1.8	NCS-C	39817	1.8	

"J" CARTON

CARTON CONTENTS:

- 2 Strips of fastener
- 2 Pieces Filler Tubing
- 1 Hinge Pin
- 1 Gauge Pin
- 2 Hinge Pin Washers
- Required amount of nuts and bolts
- Required amount of clips for Individual Plate "J" Cartons



Stock Items (non-shaded) carried in factory inventory.

Made To Order Items (shaded) allow one week for production. In most cases, the next standard stock item can be adapted to meet your requirements.

Non-Listed Items are available. Request quote for price and delivery.

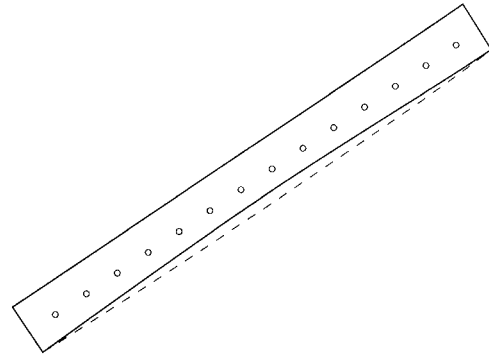


INSTALLATION TOOLS

CURVED TEMPLETS

BELT WIDTH		ORDERING NUMBER	ITEM CODE	ORDERING NUMBER	ITEM CODE
mm	in.	375X		550	
600	24"	375X-24	30818		
900	36"	375X-36	30821	536	30806
1200	48"	375X-48	30823	548	30808

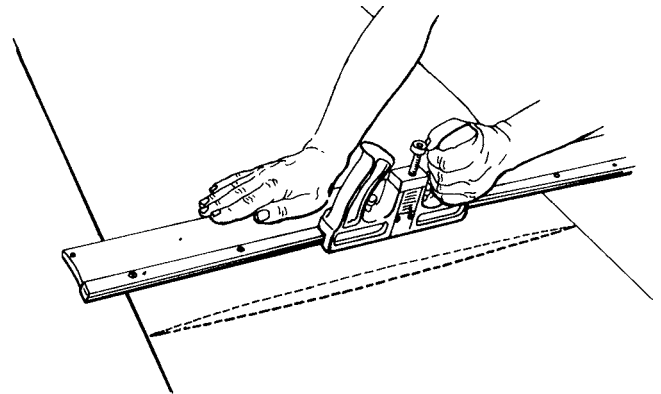
NOTE: All templets up to and including 1800 mm (72") are curved. For belt widths over 1800 mm (72"), straight templet supplied.



CURVED BELT CUTTERS

DESCRIPTION	BELT WIDTH		ORDERING NUMBER	ITEM CODE	WT. KGS.
	mm	in.			
Cutter Complete	750	30"	400430	30914	6.4
	900	36"	400436	30915	7.3
	1050	42"	400442	30916	8.6
	1200	48"	400448	30917	8.6
	1500	60"	400460	30918	10.4
Cutter Base Only	750	30"	430	30950	2.4
	900	36"	436	30951	2.8
	1050	42"	442	30952	3.2
	1200	48"	448	30953	3.6
	1500	60"	460	30954	4.4
Cutter Head Only			400	30919	2.3
Cutter Blade			30023	30909	0.1
Cutter Blade (Long)			30023L	30913	0.1
Nails for Cutter Base (142 per package)			6D	30436	0.5

NOTE: Belt widths over 1800 mm (72") require straight cutters. Please refer to Page 85 for 300 series straight cutters.



EXTRA BOLTS & NUTS

100 PER BOX – BOLT DIMENSION IS 6.35 mm X 42.9 mm (1/4" X 1-11/16")

FOR FASTENER NUMBER	ORDERING NUMBER/ ITEM CODE	WT. KGS.	FOR FASTENER NUMBER	ORDERING NUMBER/ ITEM CODE	WT. KGS.
BOLTS—STEEL			NUTS—STEEL—UNSLOTTED NUTS		
375X	20398	1.0	375X/550	20380	0.4
550	20399	1.1			


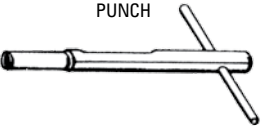







Exclusive Piloted Bolt Design Simplifies Installation:

The new piloted bolt is currently being phased in to replace standard bolt designs. To order the new piloted bolts as they become available, use standard bolt ordering numbers.




INSTALLATION TOOLS


HAND & POWER TOOLS

	DESCRIPTION	FOR FASTENER NUMBER	ORDERING NUMBER	ITEM CODE	WT. KGS.
HAND TOOLS	BOLT BREAKER (Two Per Package) 	375X & 550	110	30474	0.5
	PUNCH 	375X & 550	P1P	30460	0.05
	BORING BIT 	375X & 550	B1B	30468	0.05
	WRENCH 	375X & 550	100* S1S**	30445 30442	0.1 0.1
POWER TOOLS	POWER PUNCH 	375X & 550	HP1	30463	0.1
	POWER BORING BIT 	375X & 550	HB1	30471	0.05
	POWER WRENCH 	375X & 550	H100* HW1**	30446 30447	0.1 0.1
	QUICK CHANGE CHUCK 	375X & 550	5552	30481	0.2
			SLP5	30933	0.6

* For use with Steel No. 375X or Steel No. 550 nuts.

** For use with Stainless No. 375X or Stainless No. 550 slotted nuts only.

 **Stock Items** (non-shaded) carried in factory inventory.

 **Made To Order Items** (shaded) allow one week for production. In most cases, the next standard stock item can be adapted to meet your requirements.

Non-Listed Items are available. Request quote for price and delivery.



How Flexco® Rivet Hinged Fasteners Work

Designed for synthetic carcass belting as well as other styles of belt, Flexco® SR™ (Self-Setting Rivet) Fasteners utilize multiple rivet attachment. This provides maximum resistance to pull-out and allows the patented rivets to work between the carcass fibers without severing them, leaving the entire belt carcass intact. It does not rely solely upon the carcass material to resist pull-out.

Because the rivets are self-setting, fasteners are installed quickly from the top side of the

belt. Rivets are driven through the fastener plates and through the belt, passing between the carcass fibers. The specially-shaped head of each pilot nail works in conjunction with the applicator tool's anvil plate to set the rivets.

The same hammer blows that set the rivets also compress the fastener plates into the belt cover. The broad width and heavy gauge of the plates give extended wear life. These plates compress uniformly and are specially coined so there are no high spots or edges to hang up.

Applications	Installation Method	What You Need for Installation
<ul style="list-style-type: none"> Underground Mining Asphalt Plants Aggregate and Ready-mix Plants Log Belts and Similar Applications 	Fastener installed with portable fixture and hammer. Fasteners are installed in one simple procedure with self-setting rivets.	<ul style="list-style-type: none"> Fastener Rivets Hinge Pin Flexco Installation Tool Hammer
How to Specify the Correct Flexco® Rivet Hinged Fastener	Fastener Metal Selection	Hinge Pin Selection
<ol style="list-style-type: none"> Determine Belt Tension (kN/m, PIW). Measure your Belt Thickness. Measure the Diameter of the Smallest Pulley in your Drive with Belt Wrap more than 90°. Choose the fastener size that is appropriate for your specifications in the selection chart below. 	<p>Steel. For most applications, plated steel is recommended.</p> <p>Stainless Steel. Type 316 Stainless Steel provides extra resistance to abrasion, magnetic attraction and corrosion from acids and chemicals.</p> <p>RustAlloy®. Resists corrosion due to mine water or other chemical attack.</p> <p>MegAlloy®. For superior resistance to wear and abrasion.</p>	<p>AC Bare Armored Cable - for extendable conveyors.</p> <p>ACS Bare Armored Stainless Cable - for extendable conveyors.</p> <p>NAC Nylon Covered Armored Cable - right for many applications, long service life.</p> <p>NC Nylon Covered Steel Cable - for use with steel fasteners, flat or troughed belts.</p> <p>NCS Nylon Covered Stainless Steel Cable - for applications with stainless fasteners, flat or troughed belts.</p> <p>SSC Bare Stainless Steel Cable - for corrosion resistance, flat belts.</p>

Flexco® Rivet Hinged Fastener Selection Chart

Fastener Size	For Belts With Mechanical Fastener Ratings Up To:		Belt Thickness Range		Recommended Min. Pulley Diameter			
					Operating Tension Under 100% of Belt Rating		Operating Tension Under 75% of Belt Rating	
	kN/m	P.I.W.	mm	in.	mm	in.	mm	in.
R5	79	450	6-11	7/32-7/16	230	9	175	7
R5-1/2	114	650	8-15	5/16-19/32	300	12	250	10
R6	140	800	10.5-17	13/32-11/16	450	18	400	16
R6LP	140	800	8-18	5/16-23/32	450	18	400	16
R8	263	1500	10.5-17	13/32-11/16	450	18	400	16



Flexco® R2 Medium-Duty Rivet Hinged Belt Fasteners

FASTENERS

Order each component separately for a complete splice:
Fastener Strip + Rivets + Hinge Pin

		STEEL (Continuous Strip)			
		BELT WIDTH	ORDERING NUMBER	ITEM CODE	WT. KGS.
For R2	mm	in.	J Carton (Two Fastener Strips, Rivets, NC pin)		
	450	18"	R2J18ANC/450	41681	0.4
	600	24"	R2J24ANC/600	41682	0.5
	750	30"	R2J30ANC/750	41683	0.6
	900	36"	R2J36ANC/900	41684	0.7
	1050	42"	R2J42ANC/1050	41685	2.1
	1200	48"	R2J48ANC/1200	41686	1.1
	450	18"	R2J18BNC/450	41695	0.4
	600	24"	R2J24BNC/600	41696	0.5
	750	30"	R2J30BNC/750	41697	0.6
	900	36"	R2J36BNC/900	41698	0.7
	1050	42"	R2J42BNC/1050	41699	1.0
	1200	48"	R2J48BNC/1200	41700	1.1
	STAINLESS 300 SERIES				
	mm	in.	J Carton (Two Fastener Strips, Rivets, NC pin)		
	1200	48"	R2SJ48ASNCS/1200	41693	1.1
	1200	48"	R2SJ48BSNCS/1200	41707	1.1

NOTE:

In most cases, fastener strip length is not equal to belt width. Order by belt width.

RIVETS

Self-setting, pre-assembled with pilot nails



STEEL

ORDERING NUMBER	ITEM CODE	BOX QTY.	WT. KGS.
BOX (250 Rivets)			
SRAA	40508	250	1.0
SRA	40527	250	1.0
SRB	40528	250	1.1

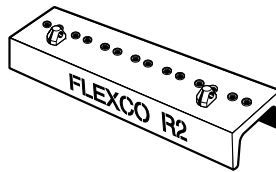
STAINLESS (TYPE 430)

ORDERING NUMBER	ITEM CODE	BOX QTY.	WT. KGS.
BOX (250 Rivets)			
SRA-S	40542	250	1.0
SRB-S	40543	250	1.1

R2T APPLICATOR TOOL

Use with SR-50 single Rivet Driver

TOOL SIZE		ORDERING NUMBER	ITEM CODE	WT. KGS.
mm	in.			
300	12"	R2T	40455	3.0
REPLACEMENT PARTS				
Gauge Pin Guide		SR26	40479	0.02
Anvil Insert (14/Bag)		R2T-AI	40469	0.03



SINGLE RIVET DRIVER TOOL

DESCRIPTION	ORDERING NUMBER	ITEM CODE	WT. KGS.
Driver Tool Complete	SR-50	40510	0.4
Drive Rod	SR5-7	40517	0.1



RIVET SET*

ORDERING NUMBER	ITEM CODE	WT. KGS.
R5S	40348	0.9

*If no SRTA Application Tool is available, fasteners may be installed with an R5S Flexco Rivet Set.

Rivets Required For One R2 Joint

BELT WIDTH		RIVET REQUIRED
mm	in.	
300	12	24
450	18	40
600	24	52
750	30	64
900	36	80
1050	42	92
1200	48	108
1350	54	120
1500	60	136

FLEXCO® R2 RIVET SPECIFICATION CHART

FASTENER SIZE	FOR BELTS WITH MECHANICAL FASTENER RATINGS UP TO:		BELT THICKNESS RANGE		RIVET SIZE	MINIMUM PULLEY DIAMETER	
	kN/m	P.I.W.	mm	in.		mm	in.
R2	60	330	3-6	1/8-7/32"	SRAA	127	5"
			4-8	3/16-5/16"	SRA		
			7-10	9/32-3/8"	SRB		

NOTE: For hinge pins and retaining washers for R2 see pages 76.

NOTE: For Multiple Rivet (MSRT) Applicator Tools see page 77.

Flexco® SR™ Scalloped Edge™ Rivet Hinged Fasteners



NOTE:

In most cases, fastener strip length is not equal to belt width. Order by belt width.

FASTENERS

Order each component separately for a complete splice: Fastener Strip + Rivets + Hinge Pin

STEEL (Continuous Strip)

For R5	BELT WIDTH		ORDERING NUMBER	ITEM CODE	WT. KGS.
	mm	in.	PACKAGE (Two Fastener Strips)		
	450	18"	R5-SE-18/450	41314	1.2
600	24"	R5-SE-24/600	41315	1.5	
750	30"	R5-SE-30/750	41276	1.9	
900	36"	R5-SE-36/900	41277	2.3	
1050	42"	R5-SE-42/1050	41278	2.7	
1200	48"	R5-SE-48/1200	41279	3.1	
1350	54"	R5-SE-54/1350	41296	3.4	
1500	60"	R5-SE-60/1500	41298	3.9	
1800	72"	R5-SE-72/1800	41316	4.7	

STAINLESS TYPE 316 (Continuous Strip)

For R5	BELT WIDTH		ORDERING NUMBER	ITEM CODE	WT. KGS.
	mm	in.	PACKAGE (Two Fastener Strips)		
	600	24"	R5S-SE-24/600	41327	1.5
900	36"	R5S-SE-36/900	41290	2.3	
1050	42"	R5S-SE-42/1050	41291	0.5	
1200	48"	R5S-SE-48/1200	41292	3.1	
1500	60"	R5S-SE-60/1500	41294	3.9	

RUSTALLOY® (Continuous Strip)*

For R5	BELT WIDTH		ORDERING NUMBER	ITEM CODE	WT. KGS.
	mm	in.	PACKAGE (Two Fastener Strips)		
	1050	42"	RAR5-SE-42/1050	41285	2.7
1200	48"	RAR5-SE-48/1200	41286	3.1	

MEGALLOY® (4 Plate Strips. 10 Strip Per Box)

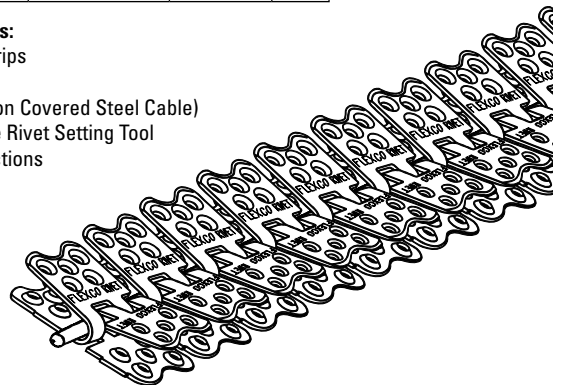
For R5	ORDERING NUMBER		ITEM CODE	WT. KGS.	
	R5MA-SE		41067	2.1	
	Plates Required for one R5MA Joint				
	BELT WIDTH		PLATES REQUIRED	PLATES REQUIRED	
mm	in.		mm	in.	
450	18"	20	1200	48"	54
600	24"	26	1350	54"	60
750	30"	32	1500	60"	68
900	36"	40	1800	72"	82
1050	42"	46			

STEEL "J" CARTONS

For R5	BELT WIDTH		ORDERING NUMBER	ITEM CODE	WT. KGS.
	mm	in.	"J" Cartons		
	450	18"	R5J-SE-450NC	41421	0.7
600	24"	R5J-SE-600NC	41423	1.0	
750	30"	R5J-SE-750NC	41424	1.2	
900	36"	R5J-SE-900NC	41425	1.5	
1050	42"	R5J-SE-1050NC	41426	1.6	
1200	48"	R5J-SE-1200NC	41427	2.0	

"J" Carton Contents:

- R5-SE Fastener Strips
- Steel Rivets
- NC Hinge Pin (Nylon Covered Steel Cable)
- R5J-RS disposable Rivet Setting Tool
- Installation Instructions



STEEL (Continuous Strip)

For R5-1/2	BELT WIDTH		ORDERING NUMBER	ITEM CODE	WT. KGS.
	mm	in.	PACKAGE (Two Fastener Strips)		
	900	36"	R5-1/2-SE-36/900	41513	3.5
1050	42"	R5-1/2-SE-42/1050	41509	4.0	
1200	48"	R5-1/2-SE-48/1200	41510	4.5	
1500	60"	R5-1/2-SE-60/1500	41511	5.7	
1800	72"	R5-1/2-SE-72/1800	41512	7.0	

RUSTALLOY® (Continuous Strip)*

For R5-1/2	BELT WIDTH		ORDERING NUMBER	ITEM CODE	WT. KGS.
	mm	in.	PACKAGE (Two Fastener Strips)		
	900	36"	RAR5-1/2-SE-36/900	41351	3.4
1050	42"	RAR5-1/2-SE-42/1050	41391	4.0	
1200	48"	RAR5-1/2-SE-48/1200	41319	4.6	
1500	60"	RAR5-1/2-SE-60/1500	41394	5.7	

* 400 SERIES STAINLESS

- Stock Items** (non-shaded) carried in factory inventory.
- Made To Order Items** (shaded) allow one week for production.
In most cases, the next standard stock item can be adapted to meet your requirements.
- Non-Listed Items** are available.
Request quote for price and delivery.



Flexco® SR™ Scalloped Edge™ Rivet Hinged Fasteners

FASTENERS

Order each component separately for a complete splice: Fastener Strip + Rivets + Hinge Pin

NOTE:

In most cases, fastener strip length is not equal to belt width. Order by belt width.

STEEL (Continuous Strip)

For R6	BELT WIDTH		ORDERING NUMBER	ITEM CODE	WT. KGS.
	mm	in.	PACKAGE (Two Fastener Strips)		
	900	36"	R6-SE-36/900	40399	4.7
1050	42"	R6-SE-42/1050	40389	5.3	
1200	48"	R6-SE-48/1200	40390	6.3	
1400	55"	R6-SE-55/1400	40394	7.0	
1500	60"	R6-SE-60/1500	40392	7.3	
1800	72"	R6-SE-72/1800	40393	9.4	

RUSTALLOY® (Continuous Strip)*

For R6	BELT WIDTH		ORDERING NUMBER	ITEM CODE	WT. KGS.
	mm	in.	PACKAGE (Two Fastener Strips)		
	1050	42"	RAR6-SE-42/1050	41542	5.3
1500	60"	RAR6-SE-60/1500	41545	7.3	
1800	72"	RAR6-SE-72/1800	41546	9.4	
2130	84"	RAR6-SE-84/2130	41547	13.0	

RAR6LP LOW PROFILE*

For R6	BELT WIDTH		ORDERING NUMBER	ITEM CODE	WT. KGS.
	mm	in.	PACKAGE (Two Fastener Strips)		
	1500	60"	RAR6LP-SE-60/1500	40831	4.9
1800	72"	RAR6LP-SE-72/1800	40832	5.7	


RUSTALLOY® (Continuous Strip)*

* 400 SERIES STAINLESS

For R8	BELT WIDTH		ORDERING NUMBER	ITEM CODE	WT. KGS.
	mm	in.	PACKAGE (Two Fastener Strips)		
	1200	48"	RAR8-SE-48/1200	41712	6.3
1500	60"	RAR8-SE-60/1500	41714	7.3	
1800	72"	RAR8-SE-72/1800	41715	9.5	
2130	84"	RAR8-SE-84/2130	41716	13.1	

STAINLESS 300 SERIES

For R9	BELT WIDTH		ORDERING NUMBER	ITEM CODE	WT. KGS.
	mm	in.	PACKAGE (Two Fastener Strips)		
	1200	48"	R9S-SE-48/1200	41737	7.7
1350	54"	R9S-SE-54/1350	41738	8.6	
1500	60"	R9S-SE-60/1500	41739	9.9	
1800	72"	R9S-SE-72/1800	41740	11.7	
2130	84"	R9S-SE-84/2130	41741	13.7	



RIVETS

Self-setting, pre-assembled with pilot nails



STEEL

ORDERING NUMBER	ITEM CODE	BOX QTY.	WT. KGS.
BOX (100 Rivets)			
SRAA-100	40509	100	0.4
BOX (250 Rivets)			
SRAA	40508	250	0.5
SRA	40527	250	1.0
SRB	40528	250	1.1
SRC	40529	250	1.2
SRC/D	40538	250	1.3
SRD	40530	250	1.3
SRE	40531	250	1.4
SRF	40532	250	1.4
SRG	40533	250	1.5

STAINLESS (TYPE 430)

ORDERING NUMBER	ITEM CODE	BOX QTY.	WT. KGS.
BOX (250 Rivets)			
SRA-S	40542	250	1.0
SRB-S	40543	250	1.1
SRC-S	40544	250	1.2
SRC/D-S	40548	250	1.3
SRD-S	40545	250	1.3
SRE-S	40546	250	1.4
SRF-S	40547	250	1.4
SRG-S	40523	250	1.5

Rivets Required For One R5, R5-1/2 or R6 Joint

BELT WIDTH		RIVETS REQUIRED
mm	in.	
450	18"	100
600	24"	130
750	30"	160
900	36"	200
1050	42"	230
1200	48"	270
1350	54"	300
1500	60"	340
1800	72"	410
2130	84"	480

Rivets Required For One R8 Joint

BELT WIDTH		RIVETS REQUIRED
mm	in.	
1200	48"	432
1350	54"	480
1500	60"	544
1800	72"	656
2130	84"	768

RIVET SELECTION CHART

FASTENER SIZE	BELT THICKNESS RANGE		RIVET SIZE
	mm	in.	
R5	6-8	7/32-5/16	SRA
	7-10	9/32-3/8	SRB
	9-11	11/32-7/16	SRC
	10.5-11	13/32-7/16	SRC/D
R5-1/2 & R6LP	8-9	5/16-11/32	SRB
	8-10.5	5/16-13/32	SRC
	10-12	3/8-15/32	SRC/D
	11-13.5	7/16-17/32	SRD
	13-15	1/2-19/32	SRE
	14-16.5	9/16-21/32	SRF*
16-18	5/8-23/32	SRG*	
R6	9-11	13/32-7/16	SRC/D
	10.5-13	13/32-1/2	SRD
	12-14	15/32-9/16	SRE
	13.5-16	17/32-5/8	SRF
	15-17	19/32-11/16	SRG
R8	10.5-11	13/32-7/16	SRC/D
	10.5-13	13/32-1/2	SRD
	12-14	15/32-9/16	SRE
	13.5-16	17/32-5/8	SRF
	15-17	19/32-11/16	SRG

* Applies to RAR6LP only.

Flexco® SR™ Scalloped Edge™ Rivet Hinged Fasteners



RAPID LOADER™ RIVET STRIPS

(For R5, R5-1/2, R6, BR10)

Self-setting, pre-assembled with pilot nails

60 Strips / 1200 Rivets per Bucket

DESCRIPTION		ORDERING NUMBER	ITEM CODE	WT. KGS.
Size	Color Code			
STEEL				
A	Red	CSRLA	40857	5.9
B	White	CSRLB	40858	6.3
C	Blue	CSRLC	40859	6.7
D	Green, Purple, Yellow, Black	CSRLD	40861	7.1
E	Purple	CSRLE	40862	7.3
F	Yellow	CSRLF	40863	7.6
G	Black	CSRLG	40864	7.9
STAINLESS (TYPE 430)				
A	Red	CSRLA-S	40978	5.9
B	White	CSRLB-S	40979	6.3
C	Blue	CSRLC-S	40980	6.8
D	Green	CSRLD-S	40982	7.0
E	Purple	CSRLE-S	40983	7.2
F	Yellow	CSRLF-S	40984	7.5
G	Black	CSRLG-S	40985	7.7

(For R8 and R9)

DESCRIPTION		ORDERING NUMBER	ITEM CODE	WT. KGS.	
Size	Color Code				
STEEL					
Rivet Qty. 1024 768	D	Green	CSRL8D	41846	6.1
	E	Purple	CSRL8E	41847	6.4
	F	Yellow	CSRL8F	41848	6.7
	G	Black	CSRL8G	41849	7.0
	H	Gray	CSRL8H	41850	7.3
STAINLESS (TYPE 430)					
Rivet Qty. 1024 768	D	D	CSRL8D-S	41855	6.4
	E	E	CSRL8E-S	41856	6.7
	F	F	CSRL8F-S	41857	7.0
	G	G	CSRL8G-S	41858	7.3
	H	H	CSRL8H-S	41859	5.7



NOTE: Use standard rivet selection criteria for collated rivet strips.

RAPID LOADER™ RIVET STRIPS

WITH WASHERS

(For R5, R5-1/2, R6, BR10)


(For use with the Flexco® Power Set™ Rivet Driver and Hilti DX 460-SR installation tool)


60 Strips / 1200 Rivets per Bucket

DESCRIPTION		ORDERING NUMBER	ITEM CODE	WT. KGS.
Size	Color Code			
STEEL				
A	Red	CSRLA-W	40891	5.9
B	White	CSRLB-W	40892	6.3
C	Blue	CSRLC-W	40893	6.8
D	Green	CSRLD-W	40897	7.0
E	Purple	CSRLE-W	40898	7.2
F	Yellow	CSRLF-W	40899	7.5
G	Black	CSRLG-W	40901	7.7
STAINLESS (TYPE 430)				
A	Red	CSRLA-S-W	40955	5.9
B	White	CSRLB-S-W	40956	6.3
C	Blue	CSRLC-S-W	40957	6.8
D	Green	CSRLD-S-W	40959	7.0
E	Purple	CSRLE-S-W	40961	7.2
F	Yellow	CSRLF-S-W	40969	7.5
G	Black	CSRLG-S-W	40971	7.7

(For R8 and R9)

DESCRIPTION		ORDERING NUMBER	ITEM CODE	WT. KGS.	
Size	Color Code				
STEEL					
Rivet Qty. 1024 768	D	Green	CSRL8D-W	41880	6.4
	E	Purple	CSRL8E-W	41881	6.7
	F	Yellow	CSRL8F-W	41882	7.0
	G	Black	CSRL8G-W	41883	7.3
	H	Gray	CSRL8H-W	41884	5.7
STAINLESS (TYPE 430)					
Rivet Qty. 1024 768	D	Green	CSRL8D-S-W	41889	6.4
	E	Purple	CSRL8E-S-W	41890	6.7
	F	Yellow	CSRL8F-S-W	41891	7.0
	G	Black	CSRL8G-S-W	41892	7.3
	H	Grey	CSRL8H-S-W	41893	5.7

 **Stock Items** (non-shaded) carried in factory inventory.

 **Made To Order Items** (shaded) allow one week for production. In most cases, the next standard stock item can be adapted to meet your requirements.

Non-Listed Items are available. Request quote for price and delivery.



Flexco® SR™ Scalloped Edge™ Rivet Hinged Fasteners

HINGE PINS



FOR R2 & R5

BELT WIDTH		ORDERING NUMBER	ITEM CODE	WT. KGS.
		NAC NYLON COVERED ARMORED CABLE (6 mm, 1/4" dia.)		
		EACH (One Pin)		
450	18"	NAC-450-1	38108	0.1
600	24"	NAC-600-1	37026	0.05
750	30"	NAC-750-1	37029	0.05
900	36"	NAC-900-1	37031	0.1
1050	42"	NAC-1050-1	37033	0.1
1200	48"	NAC-1200-1	39728	0.1
1350	54"			
1400	55"	NAC-1400-1	37035	0.3
1500	60"	NAC-1500-1	37036	0.1
1800	72"	NAC-1800-1	37039	0.1

ORDERING NUMBER	ITEM CODE	WT. KGS.
NC NYLON COVERED STEEL CABLE (6 mm, 1/4" dia.)		
EACH (One Pin)		
NC-450-1	37048	0.05
NC-600-1	37050	0.05
NC-750-1	37053	0.05
NC-900-1	37055	0.05
NC-1050-1	37057	0.05
NC-1200-1	37058	0.1

ORDERING NUMBER	ITEM CODE	WT. KGS.
*NCS NYLON COVERED STAINLESS CABLE (6 mm, 1/4" dia.)		
EACH (One Pin)		
NCS-900-1	37079	0.05
NCS-1200-1	37082	0.1
NCS-1350-1	37089	0.1
NCS-1500-1	37084	0.1

30M/100 FT. COILS		
NC-C	39740	3.9

30M/100 FT. COILS		
NCS-C	39817	3.9

FOR R2 & R5

BELT WIDTH		ORDERING NUMBER	ITEM CODE	WT. KGS.
		SC BARE STEEL CABLE (6 mm, 1/4" dia.)		
		EACH (One Pin)		
600	24"	SC-600-1	37096	0.05
900	36"	SC-900-1	37100	0.1
1050	42"	SC-1050-1	37102	0.1
1200	48"	SC-1200-1	37103	0.1

ORDERING NUMBER	ITEM CODE	WT. KGS.
*SSC BARE STAINLESS CABLE (5 mm, 7/32" dia.)		
EACH (One Pin)		
SSC-600-1	37118	0.1
SSC-900-1	37122	0.1
SSC-1050-1	37124	0.1
SSC-1200-1	37125	0.1

FOR R5

BELT WIDTH		ORDERING NUMBER	ITEM CODE	WT. KGS.
		*SSC932 BARE STAINLESS CABLE (7 mm, 9/32" dia.)		
		EACH (One Pin)		
750	30"	SSC932-750-1	37160	0.1
1050	42"	SSC932-1050-1	37164	0.2
1200	48"	SSC932-1200-1	37165	0.2
1500	60"	SSC932-1500-1	38352	0.2

FOR R5-1/2, R6, RAR6LP, R8

*300 SERIES

BELT WIDTH		ORDERING NUMBER	ITEM CODE	WT. KGS.
		AC6 BARE ARMORED STEEL CABLE (9 mm, 3/8" dia.)		
		EACH (One Pin)		
900	36"			
1050	42"	AC6-1050-1	37186	0.2
1200	48"	AC6-1200-1	37187	0.3
1350	54"	AC6-1350-1	37188	0.3
1500	60"	AC6-1500-1	37189	0.3
1800	72"	AC6-1800-1	37192	0.3
2130	84"			

ORDERING NUMBER	ITEM CODE	WT. KGS.
*ACS6 BARE ARMORED STAINLESS CABLE (9 mm, 3/8" dia.)		
EACH (One Pin)		
ACS6-1050-1	39296	0.3
ACS6-1200-1	39294	0.3
ACS6-1500	39278	0.3
ACS6-1800	39279	0.3

ORDERING NUMBER	ITEM CODE	WT. KGS.
NAC6 NYLON COVERED ARMORED CABLE (10 mm, 13/32" dia.)		
EACH (One Pin)		
NAC6-900-1	37208	0.2
NAC6-1050-1	37210	0.2
NAC6-1200-1	37211	0.3
NAC6-1350-1	37217	0.3
NAC6-1500-1	37213	0.3
NAC6-1800-1	37216	0.4
NAC6-2130-1	38154	0.5

FOR R9

BELT WIDTH		ORDERING NUMBER	ITEM CODE	WT. KGS.
		*NCS NYLON COVERED STAINLESS CABLE (15.8 mm, 5/8" dia.)		
		EACH (One Pin)		
1200	48"	NCS962-48-1	53234	1.0
1350	54"	NCS962-54-1	53235	1.1
1500	60"	NCS962-60-1	53236	1.2
1800	72"	NCS962-72-1	53237	1.5
2130	84"	NCS962-84-1	53238	1.7

ORDERING NUMBER	ITEM CODE	WT. KGS.
NCS NYLON COVERED STAINLESS CABLE (19 mm, 3/4" dia.)		
EACH (One Pin)		
NCS975-48-1	53255	1.4
NCS975-54-1	53256	1.6
NCS975-60-1	53257	1.8
NCS975-72-1	53258	2.2
NCS975-84-1	53259	2.5

HINGE PIN RETAINING WASHERS FOR R2, R5, 6.35 mm (1/4") DIAMETER NYLON CABLE HINGE PINS ONLY

50 PER PACKAGE

ORDERING NUMBER	ITEM CODE	WT. KGS.
310-RET-50	40135	0.1

NOTE: 6.35 mm (1/4") inside diameter

HINGE PIN RETAINING COLLARS

FOR PIN DIAMETER	ORDERING NUMBER	ITEM CODE	WT. KGS.
7/32-9/32	HPRET1	40198	0.2
2-3/64-13/32	HPRET2	40199	0.2



INSTALLATION TOOLS

Multiple Rivet Applicator Tool

*HD Installation Tools:

For HD Installation Tools, the discount is the standard BCP discount.

MSRT APPLICATOR COMPLETE*

(Includes two SR700 Multiple Guide Blocks, two SR759 Multiple Drive Rods, two 2 kg (4 lb.) Hammers, Lubricant and one Canvas Carry Bag.)

(NOTE: For installation of R2, R5, R5-1/2, and R6 Fasteners.)

BELT WIDTH		ORDERING NUMBER	ITEM CODE	WT. KGS.
mm	in.			
750	30"	MSRT-30	41041	27.8
900	36"	MSRT-36	41042	31.4
1050	42"	MSRT-42	41043	35.1
1200	48"	MSRT-48	41044	38.6
1500	60"	MSRT-60	41046	43.0
1800	72"	MSRT-72	41047	45.5
2130	84"	MSRT-84	41048	50.0
2430	96"	MSRT-94	41049	55.0

MSRT8 APPLICATOR COMPLETE*

(NOTE: Installs R6, RAR6 and RAR8 fasteners only.)

BELT WIDTH		ORDERING NUMBER	ITEM CODE	WT. KGS.
mm	in.			
1200	48"	MSRT8-48	41032	17.7
1500	60"	MSRT8-60	41033	19.5
1800	72"	MSRT8-72	41034	20.9
2130	84"	MSRT8-84	41035	22.7

MSRT9 APPLICATOR COMPLETE*

(NOTE: Installs R9 fasteners only.)

BELT WIDTH		ORDERING NUMBER	ITEM CODE	WT. KGS.
mm	in.			
1200	48"	MSRT9-48	40994	17.2
1500	60"	MSRT9-60	40995	20.4
1800	72"	MSRT9-72	40996	23.6
2130	84"	MSRT9-84	40997	24.9

MULTIPLE RIVET DRIVER COMPONENTS*

DESCRIPTION	ORDERING NUMBER	ITEM CODE	WT. KGS.
Multiple Guide Block	SR700	41054	1.4
Multiple 5 Prong Drive Rod	SR759	41055	0.5
Multiple Guide Block - For R8	SR800	41050	2.3
8 Prong Drive Rod	SR859-8	41068	0.5
Multiple Guide Block - For R9	SR900	41045	3.2
2 Prong Drive Rod	SR759-2	41058	0.4
Silicone Pump Lubricant	SLP-5	30933	0.6
Six lb. Hammer	6FH	30375	3.3
Canvas Bag	SR-CB	41031	0.6

Stock Items (non-shaded) carried in factory inventory.

Made To Order Items (shaded) allow one week for production. In most cases, the next standard stock item can be adapted to meet your requirements.

Non-Listed Items are available. Request quote for price and delivery.

MSRT-E TOOLS*

(Includes two SR700 Multiple Guide Blocks, two SR759 Multiple Drive Rods, two 4FH 2 kg Hammers, SLP5 Lubricant, SR-CB Canvas Carry bag, and one Metal Case.)

BELT WIDTH		ORDERING NUMBER	ITEM CODE	WT. KGS.
mm	in.			
EACH (One Pin)				
750	30"	MSRT-30E	41320	43.0
900	36"	MSRT-36E	41321	54.0
1050	42"	MSRT-42E	41322	57.0
1200	48"	MSRT-48E	41323	76.0
1500	60"	MSRT-60E	41324	95.0
1800	72"	MSRT-72E	41325	101.0

MSRTX TOOLS*

(Includes SR700 Multiple Guide Blocks and SR759 Multiple Drive Rods.)

BELT WIDTH		ORDERING NUMBER	ITEM CODE	WT. KGS.
mm	in.			
EACH (One Pin)				
750	30"	MSRTX-30	41330	10.9
900	36"	MSRTX-36	41331	10.9
1050	42"	MSRTX-42	41332	12.2
1200	48"	MSRTX-48	41333	13.6
1500	60"	MSRTX-60	41334	17.2
1800	72"	MSRTX-72	41335	20.8
2130	84"	MSRTX-84	41336	24.4

ALUMINUM MSRT*

BELT WIDTH		ORDERING NUMBER	ITEM CODE	WT. KGS.
mm	in.			
EACH (One Pin)				
750	30"	MSRT-30-AL	40771	25.9
900	36"	MSRT-36-AL	40772	28.6
1050	42"	MSRT-42-AL	40775	31.4
1200	48"	MSRT-48-AL	40776	34.5
1500	60"	MSRT-60-AL	40782	40.5
1800	72"	MSRT-72-AL	40783	47.7
2130	84"	MSRT-84-AL	40784	55.0
2430	96"	MSRT-94-AL	40785	62.3

ALUMINUM MSRT8*

BELT WIDTH		ORDERING NUMBER	ITEM CODE	WT. KGS.
mm	in.			
EACH (One Pin)				
1200	48"	MSRT8-48-AL	41115	34.5
1500	60"	MSRT8-60-AL	41116	40.5
1800	72"	MSRT8-72-AL	41117	55.0
2130	84"	MSRT8-84-AL	41118	62.3
2430	96"	MSRT8-94-AL	41119	47.7

FLEXCO® FSK™ BELT SKIVER*

Width of Skive 64 mm (2 1/2")

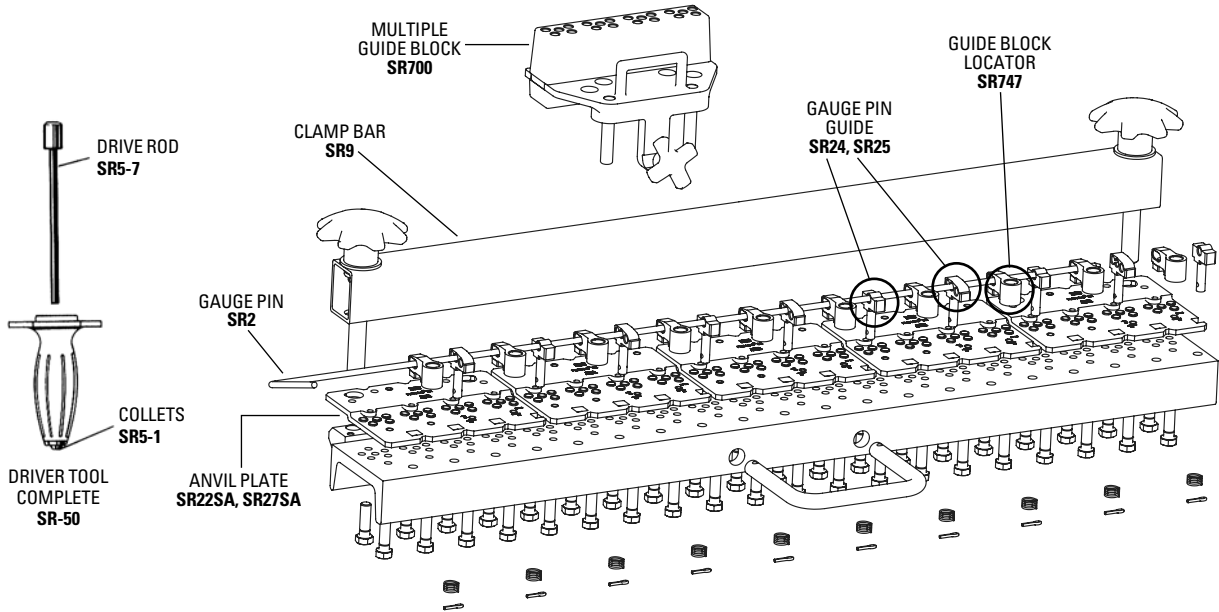
DESCRIPTION	ORDERING NUMBER	ITEM CODE	WT. KGS.
Skiver Complete	FSK-2	32051	9.4
REPLACEMENT PARTS			
Skiver Blade High-Wear	FSK-1BA	31996	0.1



Flexco® SR™ Scalloped Edge™ Rivet Hinged Fasteners

*HD Installation Tools:

For HD Installation Tools, the discount is the standard BCP discount.



REPLACEMENT PARTS FOR SRT, SRTA, MSRT TOOLS*

DESCRIPTION	ORDERING NUMBER	ITEM CODE	WT. KGS.
Gauge Pin Guide with Spring and Cotter Pin-one hole	SR24	40503	0.05
Gauge Pin Guide with Spring and Cotter Pin-3 hole	SR25	40504	0.05
End Anvil Plate	SR22SAE	41960	1.7
Middle Anvil Plate	SR22SAM	41961	1.7
MST8 End Anvil Plate	SR27SAE	41962	1.7
MSRT8 Middle Anvil Plate	SR27SAM	41963	1.7
Anvil Plate Screws (50/Package)	BRPS	40908	0.3
Tightening Bolt Complete	SR23	40502	0.1
Rivet Guide Locator Assembly	SR747	41056	0.1
Clamping Screw	SR757	41057	0.05
Collets-Set of Two	SR5-1	40511	0.05
Gauge Pin for 750 mm (30") Tool	SR2-30	40482	0.2
Gauge Pin for 950 mm (36") Tool	SR2-36	40483	0.3
Gauge Pin for 1050 mm (42") Tool	SR2-42	40484	0.3
Gauge Pin for 1200 mm (48") Tool	SR2-48	40485	0.4
Gauge Pin for 1500 mm (60") Tool	SR2-60	40487	0.5
Gauge Pin for 1800 mm (72") Tool	SR2-72	40488	0.5
Gauge Pin for 2130 mm (84") Tool	SR2-84	40489	0.7
Clamp Bar for 750 mm (30") Tool	SR9-30	40493	1.7
Clamp Bar for 950 mm (36") Tool	SR9-36	40494	1.9
Clamp Bar for 1050 mm (42") Tool	SR9-42	40495	2.4
Clamp Bar for 1200 mm (48") Tool	SR9-48	40496	2.8
Clamp Bar for 1500 mm (60") Tool	SR9-60	40498	3.1
Clamp Bar for 1800 mm (72") Tool	SR9-72	40499	3.4
Clamp Bar for 2130 mm (84") Tool	SR9-84	40497	3.6

REPLACEMENT PARTS FOR ALUMINUM MSRT TOOL*

DESCRIPTION	ORDERING NUMBER	ITEM CODE	WT. KGS.
Guide Locator	SR747-AL	43022	0.1
Gauge Pin Guide	SR25-AL	43023	0.05
Gauge Pin Guide	SR25-AL	43024	0.05
Anvil Plate-5 Hole	SR24-AL	43061	0.05
Anvil Plate-8 Hole	SR22SAAL	43062	0.7
Anvil Plate Screws	SR27SAAL	43027	1.1
Gauge Pin for 750 mm (30") Tool	SRPS-AL	43038	0.3
Gauge Pin for 950 mm (36") Tool	SR2-30-AL	43039	0.2
Gauge Pin for 1050 mm (42") Tool	AR2-36-AL	43040	0.2
Gauge Pin for 1200 mm (48") Tool	SR2-42-AL	43041	0.3
Gauge Pin for 1500 mm (60") Tool	SR2-48-AL	43042	0.3
Gauge Pin for 1800 mm (72") Tool	SR2-60-AL	43043	0.4
Gauge Pin for 2130 mm (84") Tool	SR2-72-AL	43044	0.5
Clamp Bar Nut W/Screws	SR2-84-AL	43029	0.6
Cambored Clamp Bar Assembly for 750 mm (30") Tool	SR91-AL	43030	0.2
Cambored Clamp Bar Assembly for 950 mm (36") Tool	SR9-30-AL	43031	1.7
Cambored Clamp Bar Assembly for 1050 mm (42") Tool	SR9-36-AL	43032	1.8
Cambored Clamp Bar Assembly for 1200 mm (48") Tool	SR9-42-AL	43033	2.4
Cambored Clamp Bar Assembly for 1500 mm (60") Tool	SR9-48-AL	43034	0.8
Cambored Clamp Bar Assembly for 1800 mm (72") Tool	SR9-60-AL	43035	3.0
Cambored Clamp Bar Assembly for 2130 mm (84") Tool	SR9-72-AL	43036	3.4

PARTS REQUIRED TO SPAN THE ENTIRE WIDTH OF SRTA OR MSRT TOOLS

BELT WIDTH		SR700	SR747	SR24	SR25	SR22SA
mm.	in.	MULTIPLE GUIDE BLOCKS	RIVET GUIDE LOCATOR ASSEMBLIES	GAUGE PIN GUIDE	GAUGE PIN GUIDE	ANVIL PLATE COMPLETE
750	30	5	10	4	5	5
900	36	6	12	5	6	6
1050	42	7	14	6	7	7
1200	48	8	16	7	8	8
1500	60	10	20	9	10	10
1800	72	12	24	11	12	12
2130	84	14	28	13	14	14

Stock Items (non-shaded) carried in factory inventory.

Made To Order Items (shaded) allow one week for production. In most cases, the next standard stock item can be adapted to meet your requirements.

Non-Listed Items are available. Request quote for price and delivery.

Flexco® SR™ Scalloped Edge™ Rivet Hinged Fasteners



POWER INSTALLATION TOOLS

*HD Installation Tools:

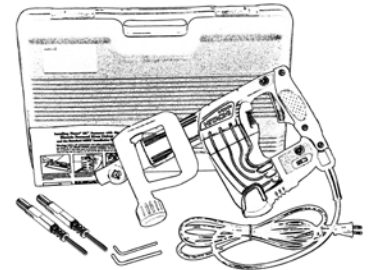
For HD Installation Tools, the discount is the standard BCP discount.

ELECTRIC POWERED RIVET DRIVER KIT*

DESCRIPTION	ORDERING NUMBER	ITEM CODE	WT. KGS.
Standard Kit *	EPRDVK-1	41943	3.1
Replacement Drive Rod	EPRDVS-DR	41078	0.4

*Kit includes Driver, two Custom Drive Rods, Convenient Carrying Case

- For use with standard 110 volt electric
- Works with standard MSRT application tool and guide block

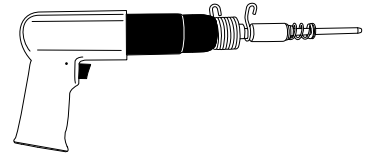


AIR POWERED RIVET DRIVER*

DESCRIPTION	ORDERING NUMBER	ITEM CODE	WT. KGS.
Air Powered Rivet Driver-Complete*	PTRDK	41835	1.0
REPLACEMENT PARTS			
Air Powered Rivet Driver	PTAH	41834	0.1
Retaining Spring	PTRD-RS	41837	0.05
Drive Rod with Hold Down Spring and Washer	PTRD-DR	41777	0.2
Hold Down Spring and Washer	DR-SW	41836	0.02

* Includes Air Powered Rivet Driver, Retaining Spring, and Drive Rod with Hold Down Spring and Washer.

- Requires a minimum 90 psi for operation
- Works with standard MSRT application tool and guide block

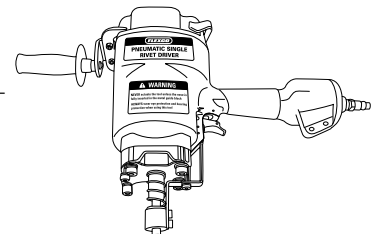


PNEUMATIC SINGLE RIVET DRIVER*

DESCRIPTION	ORDERING NUMBER	ITEM CODE	WT. KGS.
Pneumatic Single Rivet Driver*	PNEUDRIVE1	41992	20.0
5 Rivet Pattern SR™ Steel Guide Blocks	35RD-GB5-4	42000	4.5
8 Rivet Pattern SR™ Steel Guide Blocks (For installation of R8 or R9)	35RD-GB8-4	41998	5.4
Nose Piece	PDNP	41999	1.4
Nose Piece Safety	PDNPS	42036	0.4
Tool Bumper	PDBUMP	42037	0.2
O-Ring Kit	PDORING	42038	0.1
Handle	PDHANDLE	42039	0.1
HARDWARE Kit-screwa	PDHK	42040	0.3
CYLINDER	PDCYL	42041	0.5
Nose Spring	PDNSS	42042	0.05
Piston Rod	PDPR	42043	0.5
Trigger Valve	PDTVA	42044	0.05
Regulator Kit	FPD-RK	43008	3.5

*Includes one Pneumatic Single Rivet Driver, one Regulator, one Airhose, Instruction Manual, and Safety Glasses.

- Works with standard MSRT application tool
- Works with steel guide blocks – sold separately
- Works with Rapid Loader™ Rivet Strips with washers





How Flexco® Bolt Solid Plate Fasteners Work

Strength of this fastener is derived from the compression of the plates, mounted above and below the belt, with high tensile strength bolts. This "compression" distributes the splice tension across the full width of each fastener plate. The holding ability is, thereby, increased by not solely relying upon the bolts to resist pull-out.

Additional strength and resistance to pull-out is obtained from the specially formed teeth on each plate. These teeth imbed deep into the belt carcass, without damaging the carcass fibers.

A tight butt splice is achieved through the exaggerated bolt hole spacing in the templet which forces the belt end together. Flexco® Bolt Solid Plate Fasteners permit natural conformance with troughing or transition idlers.

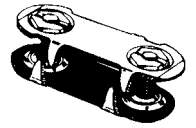
140, 190 and 2-1/2 size fasteners are specifically designed for thinner belting, allowing increased compression, greater reach-back, and more fastener plates per belt width.

Applications	Installation Method	What You Need for Installation
Higher-tension main haulage belts in <ul style="list-style-type: none"> • Coal • Hard-Rock Mining • Foundries • Grain Elevators • Aggregate Plants • Steel Mills 	Holes are punched in belt quickly and accurately with a templet and boring tool. Fasteners are installed on-site with portable, hand, or power tools.	<ul style="list-style-type: none"> • Fastener Plates • Bolts & Nuts • Templet • Belt Punch • Wrench • Bolt Horn • Flexco Installation Tool • Impact Tool or Carpenter's Brace
How to Specify the Correct Flexco® Bolt Solid Plate Fastener	Fastener Metal Selection	Hinge Pin Selection
<ol style="list-style-type: none"> 1. Determine Belt Tension (kN/m, PIW). 2. Measure your Belt Thickness. 3. Measure the Diameter of the Smallest Pulley in your Drive with Belt Wrap more than 90°. 4. Choose the fastener size that is appropriate for your specifications in the selection chart below. 	<p>Steel. For most applications, plated steel is recommended.</p> <p>MegAlloy®. For superior resistance to wear and abrasion.</p> <p>Stainless Steel. Type 316 Stainless Steel provides extra resistance to abrasion, magnetic attraction and corrosion from acids and chemicals.</p> <p>Everdur®. Spark-free material compared to steel and fully non-magnetic.</p> <p>Flexco®VP™. Rubber covered steel top plates.</p>	No Hinge Pin Required.

Flexco® Bolt Solid Plate Fastener Selection Chart

Fastener Size	For Belts With Mechanical Fastener Ratings Up To:		Belt Thickness Range		Recommended Min. Pulley Diameter (90°)					
					Operating Tension 75-100% of Belt Rating		Operating Tension 50-75% of Belt Rating		Operating Tension Under 50% of Belt Rating	
	kN/m	P.I.W.	mm	in.	mm	in.	mm	in.	mm	in.
1	30	150	5-11	3/16-7/16	300	12	260	10	200	8
140*, 140VP	40	225	5-11	3/16-7/16	360	14	300	12	250	10
190, 190VP	65	375	8-14	5/16-9/16	460	18	410	16	360	14
1-1/2	50	300	11-17	7/16-11/16	460	18	410	16	360	14
2, 2VP	75	440	14-21	9/16-13/16	760	30	710	28	610	24
2-1/4	105	620	14-30	9/16-1-3/16	920	36	860	34	860	34
2-1/2	75	450	19-25	3/4-1	1070	42	1070	42	1070	42

Flexco® Bolt Solid Plate Fasteners



FASTENERS

"E" BOX 25 FASTENER SETS

Exclusive Piloted Bolt Design Simplifies Installation:

The new piloted bolt is currently being phased in to replace standard bolt designs.

To order the new piloted bolts as they become available, use standard bolt ordering numbers.

ORDERING NUMBER	ITEM CODE	ORDERING NUMBER	ITEM CODE	ORDERING NUMBER	ITEM CODE	ORDERING NUMBER	ITEM CODE	WT. KGS.
STEEL		MEGALLOY® TOP & BOTTOM PLATES, STEEL BOLTS & NUTS		STAINLESS – 300 SERIES		EVERDUR		
1E	20002			140ES	20034	140EE	20090	1.3
140E	20000			190ES	20035	190EE	20091	2.1
190E	20001							2.2
1-1/2E	20004	1-1/2EMAP	20366	1-1/2ES	20038			2.7
2E	20005	2EMAP	20367	2ES	20039	2EE	20095	3.6
2-1/4E	20006			2-1/4ES	20040			4.9
2-1/2*	20007							2.9
3*	20008							3.6
3LB*+	20029							4.9

*10 Fastener Sets

+ Long Bolt (maximum 45 mm belt thickness)

"E" BOX 25 FASTENER SETS

ORDERING NUMBER	ITEM CODE	WT. KGS.
MEGALLOY® TOP PLATES BALANCE STEEL		
140EMA	20330	2.1
190EMA	20331	2.2
1-1/2EMA	20334	2.7
2EMA	20335	3.6

"C" BUCKET (100 FASTENER SETS – BOTTOM PLATES PRE-ASSEMBLED)

ORDERING NUMBER	ITEM CODE	ORDERING NUMBER	ITEM CODE	WT. KGS.
STEEL		MEGALLOY® TOP PLATES BALANCE STEEL		
140C	20012	140CMA	20340	7.1
190C	20013			8.4
1-1/2C	20016			9.9
2C	20017			13.7
2-1/4C	20018			19.2
2-1/2L*	20052			14.0
3L*	20053			15.0
3LWLB*+	20047			16.0

*L Buckets are in quantities of 50

+ Long Bolt (maximum 45 mm belt thickness)

NOTE: Stainless and Everdur fastener sets are also available in "C" Buckets

FASTENER SETS

REQUIRED FOR VARIOUS BELT WIDTHS

BELT WIDTH	FASTENER SIZE 1, 140 & 190				FASTENER SIZE 1-1/2, 2 & 2-1/4				FASTENER SIZE 2-1/2 & 3				
	90°		45°		90°		45°		90°		45°		
	mm	in.	mm	in.	mm	in.	mm	in.	mm	in.	mm	in.	
300	12	9	10	12	12	8	8	10	9	6	6	7	7
450	18	14	15	19	19	11	12	15	15	9	9	12	12
600	24	19	20	26	26	15	16	21	21	13	12	16	17
750	30	24	25	33	33	19	20	27	27	16	16	21	21
900	36	29	30	40	41	23	24	32	33	19	19	26	26
1000		32		45		26		36		21		29	
1050	42	34	35	47	48	27	28	38	39	21	22	30	31
1200	48	39	40	54	55	31	32	43	44	26	26	35	35
1350	54	44	45	61	63	35	36	49	48	29	29	40	40
1500	60	49	50	68	69	39	40	55	56	32	32	44	44
1800	72	59	61	82	83	49	48	65	68	39	39	53	53

NOTE: Required fastener sets may vary from those listed depending on exact fastener size.

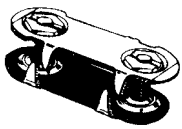
FLEXCO® VP™ FASTENERS

RUBBER COVERED TOP PLATES BALANCE STEEL			
BOX*			
ORDERING NUMBER	ITEM CODE	PLATES PER STRIP	STRIPS PER BOX
140VP	20057	6	5
190VP	20056	6	5
2VP	20058	4	6



* Box quantities provide enough fasteners to splice a 900 mm (36") belt



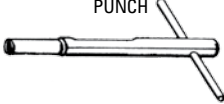




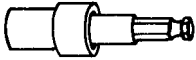

- Stock Items** (non-shaded) carried in factory inventory.
- Made To Order Items** (shaded) allow one week for production. In most cases, the next standard stock item can be adapted to meet your requirements.
- Non-Listed Items** are available. Request quote for price and delivery.



Flexco® Bolt Solid Plate Fasteners

INSTALLATION TOOLS*

HAND & POWER TOOLS

	DESCRIPTION	FOR FASTENER NUMBER	ORDERING NUMBER	ITEM CODE	WT. KGS.
HAND TOOLS	BOLT HORN 		2BH	30480	0.05
	BOLT BREAKER (Two Per Package) 	1,140,190 & RP1 1½, 2, 2¼ & RP2 2½ & 3	110 112* 113*	30474 30475 30479	0.5 0.6 0.9
	PUNCH 	1,140,190 & RP1 1½, 2, 2¼ & RP2 2½ & 3	P1P P2P P3P	30460 30461 30462	0.05 0.1 0.1
	BORING BIT 	1,140,190 & RP1 1½, 2, 2¼ & RP2 2½ & 3	B1B B2B B3B	30468 30469 30470	0.05 0.05 0.05
	WRENCH 	1,140,190 & RP1 1½, 2, 2¼ & RP2 2½ & 3	S1S** S2S S3S	30442 30443 30444	0.1 0.1 0.1
	POWER TOOLS	POWER PUNCH 	1,140,190 & RP1 1½, 2, 2¼ & RP2 2½ & 3	HP1 HP2 HP3	30463 30464 30465
POWER BORING BIT 		1,140,190 & RP1 1½, 2, 2¼ & RP2 2½ & 3	HB1 HB2 HB3	30471 30472 30473	0.05 0.05 0.05
POWER WRENCH GREEN RED BLUE 		1,140,190 & RP1 1½, 2, 2¼ & RP2 2½ & 3	HW1** HW2 HW3	30447 30448 30449	0.1 0.1 0.2
QUICK CHANGE CHUCK 			5552	30481	0.2
12.5 mm (1/2") IMPACT TOOL (For Use with Quick Change Chuck)			30453	30453	8.9

* Sizes 112 & 113 are straight bolt breakers – no bend.

** For use with slotted nuts only.

*HD Installation Tools:

For HD Installation Tools, the discount is the standard BCP discount.

FLEXCO-LOK®

Belt tape 30.5 M (100') per carton

FASTENER SIZE	ORDERING NUMBER	ITEM CODE	WT. KGS.	TAPE WIDTH
Nos. 140, 1	FL7C	30888	0.4	11 mm (7/16")
Nos. 190	FL11C	30889	0.5	17 mm (11/16")
1-1/2, 2, 2-1/4				



CRACKING CHISEL

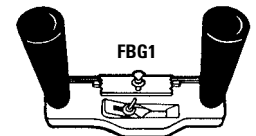
NUT SIZE	ORDERING NUMBER	ITEM CODE	WT. KGS.
1, 140 or 190	C1C	30438	0.5
1-1/2, 2, 2-1/4	C2C	30439	0.5



FLEXCO® BELT GROOVER

(11 mm (7/16") wide groove path.)

ORDERING NUMBER	ITEM CODE	WT. KGS.
FBG1	31978	0.8
EXTRA BLADES		
HSP3	31980	0.05



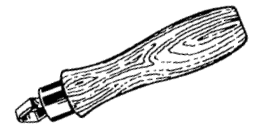
FLEXCO® SILICONE LUBRICANT


ORDERING NUMBER	ITEM CODE	PKG. QTY.	WT. KGS.
SLP5	30923	1	0.6



FLEXCO® BELT IDENTIFICATION TOOL

ORDERING NUMBER	ITEM CODE	WT. KGS.
BT-1	31075	0.03

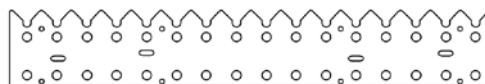




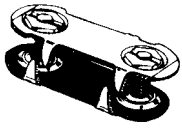
INSTALLATION TOOLS

90° TEMPLETS

BELT WIDTH		ORDERING NUMBER	ITEM CODE	ORDERING NUMBER	ITEM CODE	ORDERING NUMBER	ITEM CODE	WT. KGS.
mm	in.	1		140		190		
300	12"	1-12	30516	140-12	30483	190-12	30500	0.6
350	14"	1-14	30517	140-14	30484	190-14	30501	0.7
400	16"	1-16	30518	140-16	30485	190-16	30502	0.8
450	18"	1-18	30519	140-18	30486	190-18	30503	0.9
500	20"	1-20	30520	140-20	30487	190-20	30504	1.0
600	24"	1-24	30521	140-24	30488	190-24	30505	1.2
650	26"					190-26	30506	1.2
700	28"					190-28	30507	1.4
750	30"	1-30	30524	140-30	30491	190-30	30508	1.5
900	36"	1-36	30525	140-36	30492	190-36	30509	1.8
1050	42"	1-42	30526	140-42	30493	190-42	30510	2.0
1200	48"	1-48	30527	140-48	30494	190-48	30511	2.2
1500	60"					190-60	30513	2.7
				1-1/2		2		
300	12"			1-1/2-12	30548	2-12	30564	0.5
450	18"			1-1/2-18	30551	2-18	30567	0.9
500	20"			1-1/2-20	30552			0.8
600	24"			1-1/2-24	30553	2-24	30569	1.1
750	30"			1-1/2-30	30556	2-30	30572	1.4
900	36"			1-1/2-36	30557	2-36	30573	1.7
1050	42"			1-1/2-42	30558	2-42	30574	2.0
1200	48"			1-1/2-48	30559	2-48	30575	2.4
1350	54"			1-1/2-54	30560	2-54	30576	2.5
1500	60"			1-1/2-60	30561	2-60	30577	3.0
1800	72"			1-1/2-72	30562	2-72	30578	3.3
2-1/4				2-1/2		3		
500	20"			2-1/2-20	30600			1.3
600	24"	2-1/4-24	30585	2-1/2-24	30601			1.6
750	30"	2-1/4-30	30588	2-1/2-30	30604			2.0
900	36"	2-1/4-36	30589	2-1/2-36	30605	3-36	30620	2.4
1050	42"	2-1/4-42	30590	2-1/2-42	30606	3-42	30621	2.8
1200	48"	2-1/4-48	30591	2-1/2-48	30607	3-48	30622	3.2
1350	54"	2-1/4-54	30592	2-1/2-54	30608			3.6
1500	60"	2-1/4-60	30593	2-1/2-60	30609	3-60	30624	4.0
1800	72"	2-1/4-72	30594	2-1/2-72	30610	3-72	30625	4.8



- Stock Items** (non-shaded) carried in factory inventory.
- Made To Order Items** (shaded) allow one week for production. In most cases, the next standard stock item can be adapted to meet your requirements.
- Non-Listed Items** are available. Request quote for price and delivery.



Flexco® Bolt Solid Plate Fasteners

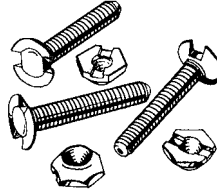
Exclusive Piloted Bolt Design Simplifies Installation:

The new piloted bolt is currently being phased in to replace standard bolt designs.

To order the new piloted bolts as they become available, use standard bolt ordering numbers.

EXTRA BOLTS PER 100

FOR FASTENER NUMBER	ORDERING NUMBER/ ITEM CODE
	STEEL
1	20391
140 & 190	20399
RP1	20398
1-1/2, 2 & RP2	20406
2-1/4	20410
2-1/2 & 3	20414

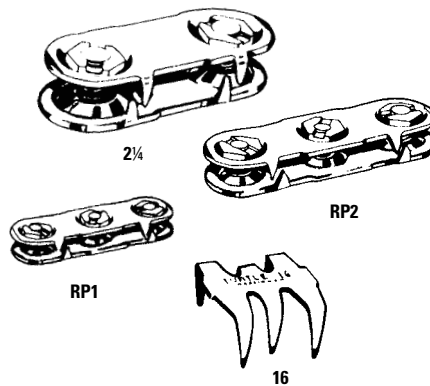


EXTRA NUTS PER 100

FOR FASTENER NUMBER	ORDERING NUMBER/ ITEM CODE
	STEEL
1, 140, 190 & RP1	20377
1-1/2, 2, 2-1/4, & RP2	20378
2-1/2 & 3	20379

RIP REPAIR FASTENERS

ORDERING NUMBER	ITEM CODE	BOX QTY.	WT. KGS.
STEEL			
RP1E	20010	25	2.1
RP2E	20011	25	4.6
RP2C	20023	100	19.0
2-1/4E	20006	25	4.8
2-1/4C	20018	100	19.5
17/2	20025	50	15
22/2	62382	50	16





RIP REPAIR SELECTION INFORMATION

Belt Thickness		Fastener Size
mm.	in.	
10-14	3/8-9/16	No. 16
6-13	1/4-1/2	RP1
10-21	3/8-13/16	RP2
14-30	9/16-1-3/16	2-1/4

TURTLE® FASTENER—STEEL

ORDERING NUMBER	ITEM CODE	BOX QTY.	WT. KGS.
16	20206	50	2.0

 **Stock Items** (non-shaded) carried in factory inventory.

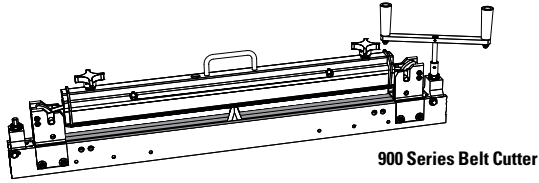
 **Made To Order Items** (shaded) allow one week for production. In most cases, the next standard stock item can be adapted to meet your requirements.

Non-Listed Items are available. Request quote for price and delivery.

Heavy-Duty Belt Maintenance Tools

*Belt Cutters:

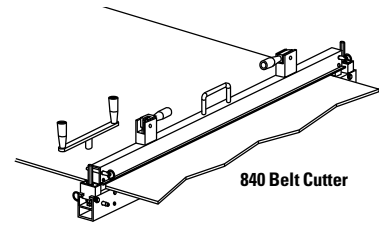
For Belt Cutters, the discount is the standard BCP discount.



900 Series Belt Cutter

ALUMINUM CONTENT-900 SERIES

ALUMINUM ALLOY TYPE	PERCENT	
	Mg -Magnesium	Ti -Titanium
5356	5.5	0.2
6005	0.6	0.1
6061	1.0	0.0
7075	2.5	0.0



840 Belt Cutter

ALUMINUM CONTENT-840 SERIES

ALUMINUM ALLOY TYPE	PERCENT	
	Mg -Magnesium	Ti -Titanium
6061	1.00%	0%

900 SERIES* BELT CUTTER*

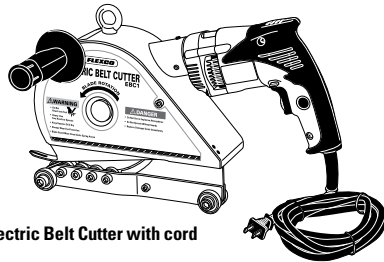
DESCRIPTION	BELT WIDTH		ORDERING NUMBER	ITEM CODE	WT. KGS.
	mm	in.			
Cutter Complete for belts up to 38 mm (1.5") * Patent Pending	600	24"	900924	04200	14.5
	900	36"	900936	04143	17.7
	1200	48"	900948	04144	20.4
	1500	60"	900960	04145	24.0
	1800	72"	900972	04146	27.7
	2130	84"	900984	04147	31.3
Replacement Blade Kit			900CBK	04149	0.07
Drive Handle Assembly				04140	0.9

* Patent pending

840 SERIES ALUMINUM BELT CUTTER*

(REPLACES THE 820 SERIES BELT CUTTER)

DESCRIPTION	BELT WIDTH		ORDERING NUMBER	ITEM CODE	WT. KGS.
	mm	in.			
Cutter Complete for belts up to 10 mm (3/8") – 25 mm (1") thick	900	36"	840836	32267	11.3
	1200	48"	840848	32268	14.1
	1500	60"	840860	32269	16.8
	1800	72"	840872	32270	19.1
	2130	84"	840884	32271	21.8
Drive Handle Assembly			820/840WA	32272	0.9
Extra Blade (with screw) 25 mm (1")			820/840-1CB	32273	0.2
Optional Squaring Device			840SD	32274	0.9



Electric Belt Cutter with cord

FLEXCO® FSK™ BELT SKIVER*

Width of Skive 64 mm (2 1/2")

DESCRIPTION	ORDERING NUMBER	ITEM CODE	WT. KGS.
Skiver Complete with Plastic Fence*	FSK-2	32051	9.4
Skiver Complete with Metal Fence*	FSK2M	32068	9.9
REPLACEMENT PARTS			
Skiver Blade High-Wear	FSK-1BA	31999	0.1
Skiver Plastic Fence Assembly for FSK2	FSK2-F	32056	0.6
Skiver Metal Fence Assembly for FSK2M	FSK2-FM	32069	0.6

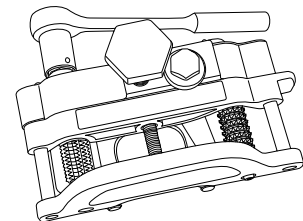
*Comes with standard blade

ELECTRIC BELT CUTTER*

DESCRIPTION	ORDERING NUMBER	ITEM CODE	WT. KGS.
Electric Cutter Complete-25 mm	EBC-1	30001	9.0
Electric Cutter Complete-50 mm	EBC-2	30002	10.0
Cordless Electric Cutter Complete-25 mm	CEBC-1	30018	9.0
Cordless Electric Cutter Complete-50 mm	CEBC-2	30019	10.0
Spare Parts List			
Replacement blade BC-1	EBC-1-B	30003	1.0
Replacement blade BC-2	EBC-2-B	30004	1.0
Retrofit rail kit for EBC1/CEBC1/PBC1	EBC1-RK	30033	0.6
Retrofit rail kit for EBC2/CEBC2/PBC2	EBC2-RK	30034	0.8

CUTTING CAPACITY-ELECTRIC BELT CUTTER*

BELT TYPE	EBC1		EBC2	
	METRIC	IMPERIAL	METRIC	IMPERIAL
Rubber	Up to 25 mm	Up to 1"	Up to 50 mm	Up to 2"
PVC	Up to 630 EP	Up to 360 PIW	Up to 2000 EP	Up to 1140 PIW



FSK™ Belt Skiver

PNEUMATIC BELT CUTTER*

DESCRIPTION	ORDERING NUMBER	ITEM CODE	WT. KGS.
Pneumatic Cutter Complete-25 mm	PBC-1	61356	12.5
Pneumatic Cutter Complete-50 mm	PBC-2	61357	13.5
Spare Parts List			
Filter Set	PBC-FR	61358	2.0

Heavy-Duty Belt Maintenance Tools

FAR-PUL® HD® BELT CLAMPS

Load Capacity up to 2.7 metric tons (3 tons) when used with two 1.4 metric ton (1-1/2 ton) come-a-longs.

DESCRIPTION	BELT WIDTH		ORDERING NUMBER	ITEM CODE	WT. KGS.
	mm	in.			
Belt Clamp Complete includes: 4 Belt Clamp Bars and 4 Belt Clamp Scissors	Up to 750	Up to 30"	LSHD30	30393	35.8
	Up to 900	Up to 36"	LSHD36	30394	39.5
	Up to 1050	Up to 42"	LSHD42	30395	41.3
	Up to 1200	Up to 48"	LSHD48	30396	44.5
	Up to 1350	Up to 54"	LSHD54	30397	46.7
	Up to 1500	Up to 60"	LSHD60	30398	49.9
	Up to 1800	Up to 72"	LSHD72	30399	54.9
750 mm (30") Belt Clamp Bar Set*	Up to 750	Up to 30"	LSHDB30-2	30418	9.1
900 mm (36") Belt Clamp Bar Set*	Up to 900	Up to 36"	LSHDB36-2	30414	10.4
1050 mm (42") Belt Clamp Bar Set*	Up to 1050	Up to 42"	LSHDB42-2	30421	11.8
1200 mm (48") Belt Clamp Bar Set*	Up to 1200	Up to 48"	LSHDB48-2	30423	13.6
1350 mm (54") Belt Clamp Bar Set*	Up to 1350	Up to 54"	LSHDB54-2	30424	15.0
1500 mm (60") Belt Clamp Bar Set*	Up to 1500	Up to 60"	LSHDB60-2	30430	16.3
1800 mm (72") Belt Clamp Bar Set*	Up to 1800	Up to 72"	LSHDB72-2	30408	18.1
Steel Belt Clamp Scissor - Each			LSHDS	30392	4.8

*Includes 2 Bars Per Set

FLEX-LIFTER™ CONVEYOR BELT LIFTER*

Easy and safe way to lift tensioned belts so mechanical splicing or other maintenance work can be done.

DESCRIPTION	ORDERING NUMBER	ITEM CODE	WT. KGS.
Medium Flex-Lifter 900 - 1500 mm (36" - 60")	FL-M	76979	23.7
Large Flex-Lifter 1200 - 1800 mm (48" - 72") incl. return bar	FL-L	76980	33.6
XL Flex-Lifter 1800 - 2400 mm (72" - 96") does not incl. return bar	FL-XL	76983	68.5
Flex-Lifter Cart	FLCK	77729	20.0

Lifts troughed or flat belts. Lead time: 1 working day.

*For Flex-Lifter range the discount is your standard BCP discount.

Replacement Parts*

REF	DESCRIPTION	ORDERING NUMBER	ITEM CODE	WT. KGS.
1a	Extension Leg - Medium	FLEL-M	76472	1.4
1b	Extension Leg - Large	FLEL-L	76473	1.7
1c	Extension Leg Kit- XL (includes 2 ext. legs)	FLELK-XL	76986	5.9
2	Extension Leg Pin (with lanyard)	FLELP	76474	0.04
3a	Trough Wing - Medium (with brace)	FLTW-M	76476	0.5
3b	Trough Wing - Large (with brace)	FLTW-L	76477	0.7
3c	Trough Wing - XL (with brace)	FLTW-XL	76985	1.9
4	Retainer Pin Pack (includes 4 pins)	FLRP	76478	0.5
5	Retainer Clip Pack (includes 4 clips)	FLCP	76479	0.05
6a	Return Lift Bar - Medium	FLRLB-M	76482	8.3
6b	Return Lift Bar - Large	FLRLB-L	76481	18.1
6c	V-Return Lift Bar - XL	FLVRL-XL	76984	28.6
7a	Shear Pin Kits - Medium/Large	FL-PKIT-ML	77250	0.1
7b	Shear Pin Kits - XL	FL-PKIT-XL	77251	0.2

*For Flex-Lifter range the discount is your standard BCP discount.

Safe Lifting Capacity

Height	Max. Weight				
	Medium/Large		XL		
mm	in.	kg.	lbs.	kg.	lbs.
0-25	0-1	225	500	500	1100
25-50	1-2	450	1000	815	1800
50-75	2-3	675	1500	1140	2500
75-100	3-4	900	2000	1450	3200
100-125	4-5	1150	2500	1680	3700
125-150	5-6	1350	3000	2090	4600
150-175	6-7	3500	3500	5300	5300
>175	>7	4000	4000	6000	6000

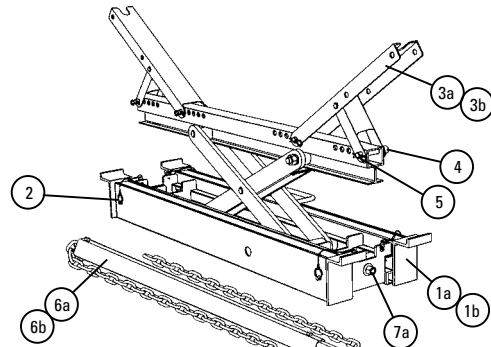

Aluminum Content Flex-Lifter

ALUMINUM ALLOY TYPE	PERCENT	
	Mg Magnesium	Ti Titanium
4043	0.05%	0.2%
5356	5.5%	0.2%
6005	0.6%	0.1%
6061	1.0%	0.0%
6063	0.7%	0.0%
7075	2.5%	0.0%

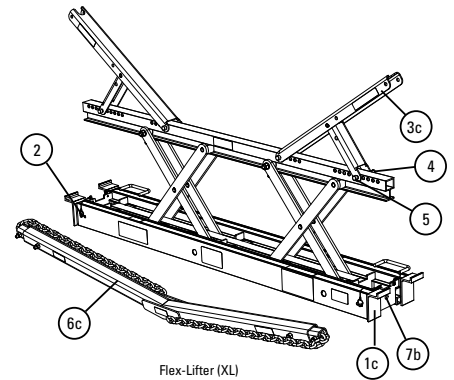
Aluminum Content-Far-Pul® HD®

ALUMINUM ALLOY TYPE	PERCENT	
	Mg - Magnesium	Ti - Titanium
6061	1.00%	0%

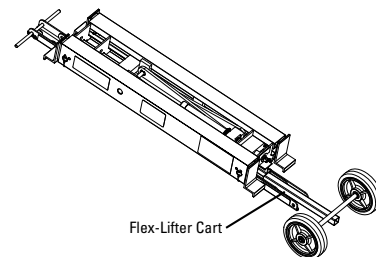
Far-Pul® HD® Belt Clamps (belt not included)



Flex-Lifter (M/L)



Flex-Lifter (XL)

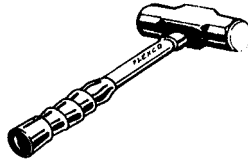


Flex-Lifter Cart

Heavy-Duty Belt Maintenance Tools

FOUR LB. HAMMER

ORDERING NUMBER	ITEM CODE	WT. KGS.
4FH	30435	2.4
6FH	30375	3.3



FLEXCO® SILICONE LUBRICANT PUMP

ORDERING NUMBER	ITEM CODE	PKG. QTY.	WT. KGS.
SLP5	30933	1	0.6



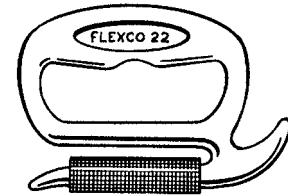

FLEXCO® BELT GRIPS

GRIPS BELTS UP TO 16 mm (5/8") SOLD BY THE PAIR

ORDERING NUMBER	ITEM CODE	WT. KGS.
22	30882	1.1

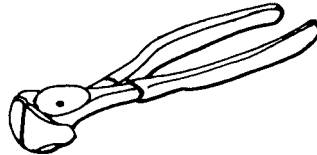
FLEXCO® BELT IDENTIFICATION TOOL

ORDERING NUMBER	ITEM CODE	WT. KGS.
BT-1	31075	.03



BELT NIPPER

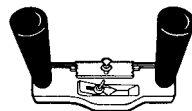
ORDERING NUMBER	ITEM CODE	WT. KGS.
BN-1	50003	0.4





FLEXCO® BELT GROOVER

(11.1 mm (7/16") WIDE GROOVE PATH)

ORDERING NUMBER	ITEM CODE	WT. KGS.
FBG1	31978	0.8
EXTRA BLADES		
HSP3	31980	0.05



 **Stock Items** (non-shaded) carried in factory inventory.

 **Made To Order Items** (shaded) allow one week for production. In most cases, the next standard stock item can be adapted to meet your requirements.

Non-Listed Items are available. Request quote for price and delivery.

Index By Ordering Number

Order Number	Page	Order Number	Page	Order Number	Page	Order Number	Page
00000	37	42563	34	00S-18	35	140-12	83
00007	37	42565	34	00S-20	35	140-14	83
00015	37	42567	34	00S-24	35	140-16	83
00020	37	42569	34	00S-30	35	140-18	83
00022	87	42571	34	00S-36	35	140-20	83
00110	65	42573	34	00S-42	35	140-24	83
00110	70	42575	34	00S-48	35	140-30	83
00110	82	42577	34	00S-60	35	140-36	83
00400	69	42579	34	00S-600	35	140-42	83
00430	69	42581	34	00S-900	35	140-48	83
00436	69	400430	69	00SH24	36	140C	81
00442	69	400436	69	00SH36	36	140CMA	81
00448	69	400442	69	00SH48	36	140E	81
00460	69	400448	69	00SH60	36	140EE	81
00536	69	400460	69	1 & 7 CLIP	36	140EMA	81
00548	69	840836	85	1-1/2-12	83	140ES	81
00719	8	840848	85	1-1/2-18	83	140VP	81
00908	8	840860	85	1-1/2-20	83	15 & 20 CLIP	36
05552	65	840872	85	1-1/2-24	83	15-12	34
05552	70	840884	85	1-1/2-30	83	15-14	34
05552	82	900924	50	1-1/2-36	83	15-16	34
11871	34	900924	85	1-1/2-42	83	15-18	34
13150	83	900936	50	1-1/2-48	83	15-20	34
13332	34	900936	85	1-1/2-54	83	15-22	34
15342	83	900948	50	1-1/2-60	83	15-24	34
15523	34	900948	85	1-1/2-72	83	15-26	34
16	84	900960	50	1-1/2C	81	15-28	34
17533	83	900960	85	1-1/2E	81	15-30	34
17715	34	900972	50	1-1/2EMA	81	15-32	34
20377	84	900972	85	1-1/2EMAP	81	15-36	34
20378	84	900984	50	1-1/2ES	81	15-42	34
20379	84	900984	85	1&7H12	36	15-48	34
20380	69	00-12	34	1&7H18	36	15-60	34
20391	84	00-14	34	1&7H24	36	150 mm (6") Installation Kit	40
20398	69	00-16	34	1&7H30	36	150T-1200	47
20398	84	00-18	34	1&7H36	36	150T-300	47
20399	69	00-20	34	1&7H48	36	150T-600	47
20399	84	00-22	34	1&7H6	36	150T-900	47
20406	84	00-24	34	1&7H60	36	15E	37
20410	84	00-30	34	1&7SH12	36	15H12	36
20414	84	00-36	34	1&7SH18	36	15H18	36
22098	34	00-42	34	1&7SH24	36	15H24	36
30023	69	00-48	34	1&7SH30	36	15H30	36
30453	82	00-60	34	1&7SH36	36	15H36	36
40348	72	00-600	34	1&7SH48	36	15H48	36
40508	72	00H12	36	1&7SH60	36	15H60	36
40527	72	00H18	36	100*	70	15RH12	37
40528	72	00H24	36	100T-1200	47	15S	37
40542	72	00H30	36	100T-300	47	15S-12	35
40543	72	00H36	36	100T-600	47	15S-14	35
42381	83	00H48	36	100T-900	47	15S-16	35
42383	83	00H6	36	112*	82	15S-18	35
42385	83	00H60	36	113*	82	15S-20	35
42387	83	00S	37	12 LACER-CHAIN	28	15S-24	35
42389	83	00S-12	35	125-RET-50	41	15S-28	35
42393	83	00S-14	35	125MA	42	15S-30	35
42399	83	00S-16	35	12LACER	28	15S-36	35

Index By Ordering Number

Order Number	Page	Order Number	Page	Order Number	Page	Order Number	Page
15S-42	35	1LLHT12	14	1XSPS12NYS	15	20H30	36
15S-48	35	1LLHT6	14	1XSPS6	15	20H36	36
15S-60	35	1LLS12	15	1XSPS6NYS	15	20H48	36
15SH18	36	1LLS6	15	1XSPSS12	15	20H60	36
15SH24	36	1LLS6NYS	15	1XSPSS6	15	20RH12	37
15SH30	36	1LLSPG12	14	2-1/2-20	83	20S	37
15SH36	36	1LLSPG6	14	2-1/2-24	83	20S-12	35
15SH48	36	1LLSPHT12	14	2-1/2-30	83	20S-14	35
15SH60	36	1LLSPS12	15	2-1/2-36	83	20S-16	35
17/2	84	1LLSPSS12	15	2-1/2-42	83	20S-18	35
187-RET-50	41	1LLSS12	15	2-1/2-48	83	20S-20	35
187MA	42	1LLSS6	15	2-1/2-54	83	20S-24	35
190-12	83	1LLXSPG12	14	2-1/2-60	83	20S-30	35
190-14	83	1LLXSPG6	14	2-1/2-72	83	20S-36	35
190-16	83	1LLXSPHT12	14	2-1/2*	81	20S-42	35
190-18	83	1LLXSPS12	15	2-1/2L*	81	20S-48	35
190-20	83	1LLXSPSS12	15	2-1/4-24	83	20S-60	35
190-24	83	1LW95	27	2-1/4-30	83	20SH24	36
190-26	83	1S-12	35	2-1/4-36	83	20SH30	36
190-28	83	1S-14	35	2-1/4-42	83	20SH36	36
190-30	83	1S-16	35	2-1/4-48	83	20SH48	36
190-36	83	1S-18	35	2-1/4-54	83	20SRH12	37
190-42	83	1S-20	35	2-1/4-60	83	22/2	84
190-48	83	1S-24	35	2-1/4-72	83	25 & 27 CLIP	36
190-60	83	1S-30	35	2-1/4C	81	25-12	34
190C	81	1S-36	35	2-1/4C	84	25-14	34
190E	81	1S-42	35	2-1/4E	81	25-16	34
190EE	81	1S-48	35	2-1/4E	84	25-18	34
190EMA	81	1S-54	35	2-1/4ES	81	25-20	34
190ES	81	1S-60	35	2-12	83	25-22	34
190VP	81	1S-600	35	2-18	83	25-24	34
1A	37	1S12	15	2-24	83	25-26	34
1A-12	34	1S12NYS	15	2-36	83	25-28	34
1A-14	34	1S6	15	2-42	83	25-30	34
1A-16	34	1S6NYS	15	2-48	83	25-36	34
1A-18	34	1SPG12	14	2-54	83	25-42	34
1A-20	34	1SPG12NY	14	2-60	83	25-48	34
1A-22	34	1SPG6	14	2-72	83	25-54	34
1A-24	34	1SPG6NY	14	2-72	83	25-60	34
1A-30	34	1SPHT12	14	20-12	34	25-600	34
1A-36	34	1SPHT6	14	20-14	34	25-SS-300	8
1A-42	34	1SPS12	15	20-16	34	25&27H12	36
1A-48	34	1SPS12NYS	15	20-18	34	25&27H18	36
1A-60	34	1SPS6	15	20-20	34	25&27H24	36
1A-600	34	1SPS6NYS	15	20-22	34	25&27H30	36
1AS	37	1SPSS12	15	20-24	34	25&27H36	36
1E	81	1SPSS6	15	20-28	34	25&27H48	36
1G12	14	1SS12	15	20-30	34	25&27H60	36
1G12NY	14	1SS6	15	20-32	34	25&27SH12	36
1G6	14	1VL-7	27	20-36	34	25&27SH18	36
1G6NY	14	1XSPG12	14	20-42	34	25&27SH24	36
1HT12	14	1XSPG12NY	14	20-48	34	25&27SH30	36
1HT6	14	1XSPG6	14	20-60	34	25&27SH36	36
1LLG12	14	1XSPG6NY	14	20E	37	25&27SH48	36
1LLG12NY	14	1XSPHT12	14	20H12	36	25&27SH60	36
1LLG6	14	1XSPHT6	14	20H18	36	25D	37
1LLG6NY	14	1XSPS12	15	20H24	36	25DS	37

Index By Ordering Number

Order Number	Page	Order Number	Page	Order Number	Page	Order Number	Page
25E	37	25SP-G-057W-P	31	27L	37	310-RET-50	76
25G	37	25SP-G-063W-P	31	27RH12	37	35 CLIP	36
25G1-1/2NY	18	25SP-G-075W-P	31	27S-12	35	35-12	34
25G1-1/4NY	18	25SP-G-090W-P	31	27S-14	35	35-14	34
25G1-3/4NY	18	25SP-G-100W-P	31	27S-16	35	35-16	34
25G1-7/8NY	18	25SP-G-115W-P	31	27S-18	35	35-18	34
25G12	17	25SP-SS-035W-P	31	27S-20	35	35-20	34
25G12NY	17	25SP-SS-040W-P	31	27S-24	35	35-24	34
25G1NY	18	25SP-SS-048W-P	31	27S-30	35	35-30	34
25G2-1/2NY	18	25SP-SS-050W	8	27S-36	35	35-36	34
25G2-1/4NY	18	25SP-SS-050W-P	31	27S-42	35	35-42	34
25G2-3/4NY	18	25SP-SS-057W-P	31	27S-48	35	35-48	34
25G2NY	18	25SP-SS-063W	8	27S-60	35	35-54	34
25G3-1/2NY	18	25SP-SS-075W-P	31	2B	12	35-60	34
25G3-1/4NY	18	25SP-SS-090W-P	31	2BH	82	35E	37
25G3/4NY	18	25SP-SS-100W-P	31	2C	81	35H12	36
25G3NY	18	25SP-SS-115W-P	31	2E	81	35H18	36
25G4-1/2NY	18	25SP-SS-300	8	2EE	81	35H24	36
25G4NY	18	25SRH12	37	2EMA	81	35H30	36
25G5/8NY	18	25SS1-1/2NYS	18	2EMAP	81	35H36	36
25G6	17	25SS1-1/4NYS	18	2ES	81	35H48	36
25G6NY	17	25SS1-7/8NYS	18	2G	11	35H60	36
25G7/8NY	18	25SS12	17	2GNY	11	35N	37
25LEVER	27	25SS12NYS	17	2HT	11	35NS	37
25LL-SS-300	8	25SS1NYS	18	2M	12	35RD-GB5-4	79
25LLG12	17	25SS2-1/2NYS	18	2S	12	35RD-GB8-4	79
25LLG12NY	17	25SS2-1/4NYS	18	2SNYS	12	35RH12	37
25LLG6	17	25SS2-3/4NYS	18	2SPB	12	35S-12	35
25LLG6NY	17	25SS2NYS	18	2SPG	11	35S-14	35
25LLSP-SS-075W	8	25SS3-1/2NYS	18	2SPGNY	11	35S-16	35
25LLSP-SS-300	8	25SS3/4NYS	18	2SPHT	11	35S-18	35
25LLSS12	17	25SS3NYS	18	2SPM	12	35S-20	35
25LLSS6	17	25SS4NYS	18	2SPS	12	35S-24	35
25LLSS6NYS	17	25SS5/8NYS	18	2SPSNYS	12	35S-30	35
25LPG12	17	25SS6	17	2SPSS	12	35S-36	35
25LPG12NY	17	25SS6NYS	17	2SS	12	35S-42	35
25LPG6	17	25VL-7	27	2VP	81	35S-48	35
25LPG6NY	17	25XLW	27	3-1G	11	35S-60	35
25LPSS12	17	27-12	34	3-1GNY	11	35SH12	36
25LPSS12NYS	17	27-14	34	3-1HT	11	35SH24	36
25LPSS6	17	27-16	34	3-1S	12	35SH30	36
25LPSS6NYS	17	27-18	34	3-1SS	12	35SH36	36
25S-12	35	27-20	34	3-36	83	35SH48	36
25S-14	35	27-22	34	3-4-1/2G	11	36H	16
25S-16	35	27-24	34	3-4-1/2G(26)W-8	13	36LEVER	27
25S-18	35	27-26	34	3-4-1/2G(42)W-4	13	36LLH	16
25S-20	35	27-28	34	3-4-1/2G(67)-10POP	13	36LLPSS	16
25S-24	35	27-30	34	3-4-1/2GNY	11	36LLSPH	16
25S-30	35	27-32	34	3-42	83	36LLSPSS	16
25S-36	35	27-36	34	3-48	83	36LLSS	16
25S-42	35	27-42	34	3-60	83	36SPH	16
25S-48	35	27-48	34	3-72	83	36SPSS	16
25S-60	35	27-54	34	3*	81	36SS	16
25SP-G-035W-P	31	27-60	34	300 mm (12") Installation Kit	40	36VL-7	27
25SP-G-040W-P	31	27E	37	30023L	69	375X-24	69
25SP-G-048W-P	31	27K	37	30LSS	16	375X-36	69
25SP-G-050W-P	31	27KS	37	30SS	16	375X-48	69

Index By Ordering Number

Order Number	Page	Order Number	Page	Order Number	Page	Order Number	Page
375XEJ60NB	68	45H12	36	55S-48	35	840SD	50
375XJ12NC	68	45H24	36	55W	37	840SD	85
375XJ18NC	68	45H36	36	55WS	37	845-CBK	50
375XJ24NC	68	45H48	36	5APSS	16	845836LD	50
375XJ30NC	68	45H60	36	5G	11	845848LD	50
375XJ36NC	68	45RH12	37	5GW	11	845860LD	50
375XJ48NC	68	45S-12	35	5HT	11	845872LD	50
375XSJ30NCS	68	45S-18	35	5S	12	900CBK	50
375XSJ36NCS	68	45S-24	35	5SS	12	900CBK	85
375XSJ48NCS	68	45S-30	35	5SW	12	A10	65
3B	12	45S-36	35	62-RET-50	41	A100P	47
3G	11	45S-42	35	65-12	34	A10S	65
3GNY	11	45S-48	35	65-18	34	A150P	47
3HT	11	45SH36	36	65-24	34	A2-1200	9
3HT-WIDE	11	45SH48	36	65-30	34	A2-300	9
3L*	81	45U	37	65-36	34	A2-S-300	9
3L*	81	45US	37	65-48	34	A2-S-600	9
3LB*+	81	4APSS	16	65-60	34	A2-SS-600	9
3LWLB*+	81	4B	12	65X	37	A3-1200	9
3M	12	4G	11	6APPSS	16	A3-300	9
3S	12	4GNY	11	6APSS	16	A3-S-300	9
3SNYS	12	4HT	11	6D	69	A3-S-600	9
3SS	12	4M	12	6FH	77	A3-SS-600	9
4-1/2-3HT	11	4S	12	6FH	87	A312*	49
4-1/2-3RHTX	11	4SNYS	12	6G	11	A31255	49
4-1/2-3RHTX(45)W-4	13	5-3G	11	6GW	11	A31274	49
4-1/2-4RHTX(42)W-4	13	5-3GW	11	6HT	11	A4-S-300	9
4-1/2-SW	12	5-3HT	11	6S	12	A4-S-600	9
4-1/2G	11	5-3S	12	6SS	12	A4-SS-600	9
4-1/2GW	11	55-12	34	6SW	12	A40-S-300	9
4-1/2HT	11	55-14	34	7-600	34	A40-S-600	9
4-1/2M	12	55-16	34	7G	11	A40-SS-300	9
4-1/2RHTX	11	55-18	34	7GW	11	A40-SS-600	9
4-1/2RHTX(26)W-8	13	55-20	34	7S	12	A40LL-S-300	9
4-1/2RHTX(41)W-4	13	55-24	34	7S-12	35	A40LL-S-600	9
4-1/2RHTX(45)W-4	13	55-30	34	7S-14	35	A40LL-SS-1000	9
4-1/2S	12	55-36	34	7S-16	35	A40LL-SS-300	9
4-1/2SS	12	55-42	34	7S-18	35	A40LL-SS-600	9
4-2G	11	55-48	34	7S-20	35	A40LLSP-S-300	9
4-2GNY	11	55-60	34	7S-24	35	A40LLSP-SS-300	9
4-2HT	11	55-600	34	7S-28	35	A40SP-S-600	9
4-2S	12	55&65H24	36	7S-30	35	A40SP-SS-600	9
4-2SNYS	12	55&65H36	36	7S-36	35	AC6-1050-1	76
4-S-300	8	55&65H48	36	7S-42	35	AC6-1200-1	76
40169-550SJ48NCS	68	55&65H60	36	7S-48	35	AC6-1350-1	76
45 CLIP	36	55&65RH12	37	7S-60	35	AC6-1500-1	76
45-12	34	55&65SH24	36	7S-600	35	AC6-1800-1	76
45-14	34	550J18NC	68	7S-Trans	37	ACS6-1050-1	76
45-16	34	550J24NC	68	7SS	12	ACS6-1200-1	76
45-18	34	550J30NC	68	7SW	12	ACS6-1500	76
45-20	34	550J36NC	68	820/840-1CB	85	ACS6-1800	76
45-24	34	550J48NC	68	820/840WA	50	Adapter Spring Clip	29
45-30	34	550SJ36NCS	68	820/840WA	85	AERO-1225	53
45-36	34	55S-18	35	840-36CL	50	AERO-1525	53
45-42	34	55S-24	35	840-48CL	50	AERO-1835	53
45-48	34	55S-30	35	840-60CL	50	AERO-2-CA-1X230	54
45-60	34	55S-36	35	840-72CL	50	AERO-2-CA-1X230-N6-30	54

Index By Ordering Number

Order Number	Page	Order Number	Page	Order Number	Page	Order Number	Page
AERO-2-CA-1X230-NL6-30	54	APC-1	51	ASL80H/3	47	Block-10	50
AERO-2-CA-3X230	54	APF100B-100	46	ASL90/10	47	Block-14	50
AERO-2-CA-3X230-NL15-20	54	APF100B-50	46	ASL90/3	47	Block-6	50
AERO-2-CA-3X230-NL15-30	54	APF100B-500	46	ASL90/30	47	BN-1	41
AERO-2-CA-3X400-IEC4/3-16	54	APF100BLUE-100	46	ASL90D/10	47	BN-1	51
AERO-2-CA-3X460	54	APF100BLUE-50	46	ASL90D/3	47	BN-1	87
AERO-2-CA-3X460-NL16-20	54	APF100BLUE-500	46	ASL90D/30	47	Brass Bushing	29
AERO-2-CA-3X460-NL16-30	54	APF100W-100	46	ASLB50/10	47	BRPS	78
AERO-2135	53	APF100W-50	46	ASLB50/3	47	BT-1	82
AERO-300	54	APF100W-500	46	ASLB50/30	47	BT-1	87
AERO-625	53	APF150B-100	46	ASLB60/30	47	BV100	49
AERO-925	53	APF150B-50	46	ASLB90/3	47	BV20	49
AERO-G3-CBL-110V1PH-IEC60309	53	APF150B-500	46	ASLB90/30	47	BV250	49
AERO-G3-CBL-110V1PH-N5-15	53	APF150BLUE-100	46	ASLB90D/10	47	BVGBNE-500	66
AERO-G3-CBL-110V1PH-N5-20	53	APF150BLUE-50	46	ASLB90D/3	47	BVGBNEB	66
AERO-G3-CBL-230V1PH-3112-10	53	APF150BLUE-500	46	ASLB90D/30	47	BVGBNEB-500	66
AERO-G3-CBL-230V1PH-BS1363-13	53	APF150W-100	46	ASLBLUE50/3	47	BVGWNE-500	66
AERO-G3-CBL-230V1PH-ESHUKO-16	53	APF150W-50	46	ASLBLUE60/3	47	BVGWNEB-500	66
AERO-G3-CBL-230V1PH-NL6-30	53	APF150W-500	46	ASLBLUE90/3	47	C10	65
AERO-G3-CBL-230V3PH-L15-30	53	AR1P	44	ASLHP60-C	47	C10S	65
AERO-G3-CBL-230V3PH-NL15-20	53	AR1P	44	ASLHP80-C	47	C150	42
AERO-G3-CBL-400V3PH-N-IEC60309	53	AR2-36-AL	78	ASLHP90-C	47	C1C	82
AERO-G3-CBL-400V3PH+N-IEC60309	53	AR3-15	44	AV100	49	C2C	82
AERO-G3-CBL-460V3PH-L16-30	53	ARJ10/250	44	AV20	49	C531	49
AERO-S10.5-300	54	ARJ14/350	44	AV250	49	C53150	49
AERO-S13-300	54	ARJ4/100	44	AVGBNE	66	C53155	49
AERO-S30.5-1225	53	ARJ6/150	44	AVGBNE-500	66	C53174	49
AERO-S30.5-1525	53	ARJ7/175	44	AVGBNEB	66	C62520	49
AERO-S30.5-1835	53	ARSH10/250	44	AVGBNEB-500	66	C62523	49
AERO-S30.5-2135	53	ARSH14/350	44	AVGWNE-500	66	C62540	49
AERO-S30.5-625	53	ARSH4/100	44	AVGWNEB	66	C62560	49
AERO-S30.5-925	53	ARSH6/150	44	AVGWNEB-500	66	CABLE STRIPPER	22
AERO-SI3-1225	53	ARSH7/175	44	B10	65	Carding Paper Remover	51
AERO-SI3-1525	53	ARSS1-10/250	44	B10S	65	CEBC-1	85
AERO-SI3-1835	53	ARSS1-14/350	44	B1B	70	CEBC-2	85
AERO-SI3-2135	53	ARSS1-4/100	44	B1B	82	Clamp Knob Assembly	46
AERO-SI3-625	53	ARSS1-6/150	44	B2B	82	Clipper Scissors	51
AERO-SI3-925	53	ARSS1-7/175	44	B3B	82	Clipper-HookGauge	51
AERO-SPLICE-TAPE-66X101	54	ART-14	44	B437	49	Cover-12	28
AERO-STAND-CW-UMCABLE	54	ART-7	44	B43740	49	Cover-25	28
AERO-STAND-UMBIL-EXT (Cable Only)	54	ART14-5	44	B43750	49	Cover-38	28
AMIGO-1000-BLADES-5	55	ART7-5	44	B43755	49	CP1.4-035-100/BX	31
AMIGO-1000-CABLE-1X115-IEC520	55	ART7-7	44	B43760	49	CP1.4-040-100/BX	31
AMIGO-1000-SPLICEPRESS	55	ARTK-14	44	B43774	49	CP1.4-048-100/BX	31
AMIGO-1000-TMPLT-AA	55	ARTK-7	44	B43774M	49	CP1.4-050-100/BX	31
AMIGO-1000-TMPLT-AFLAT	55	ASL160/3	47	BB	49	CP1.4-057-100/BX	31
AMIGO-1000-TMPLT-CV	55	ASL160/30	47	BB4	49	CP1.4-063-100/BX	31
AMIGO-1000-TMPLT-FLAT	55	ASL190/10	47	BB455	49	CP1.4-075-100/BX	31
AMIGO-1000-TMPLT-GCLND	55	ASL190/3	47	BBL-10	27	CP1.4-090-50/BX	31
AMIGO-1000-TMPLT-GCINTRD	55	ASL50/3	47	BBL-7	27	CP1.4-100-50/BX	31
AMIGO-1000-TMPLT-HXVT	55	ASL50/30	47	Binder-GAL	51	CP1.4-115-50/BX	31
AMIGO-1000-TMPLT-ITD	55	ASL60/10	47	Binder-PT	51	CSRL8D	75
AMIGO-1000-TMPLT-VDD	55	ASL60/3	47	Binder-QT	51	CSRL8D-S	75
AMIGO-1000-TMPLT-VSD	55	ASL60/30	47	Blade-10	50	CSRL8D-S-W	75
AMIGO-FRICTIONTAPE-33X25	55	ASL60D/10	47	Blade-14	50	CSRL8D-W	75
APC-1	22	ASL60D/3	47	Blade-25-6	50	CSRL8E	75
APC-1	41	ASL60D/30	47	Blade-6	50	CSRL8E-S	75

Index By Ordering Number

Order Number	Page	Order Number	Page	Order Number	Page	Order Number	Page
CSRL8E-S-W	75	D75074	49	FBG1	87	FGP-W3-36	58
CSRL8E-W	75	DL065-C	21	FG-C-GAUGE	59	FGP-W3-42	58
CSRL8F	75	DL065X25FT-W/5FT	22	FGB-BL3-12/305	59	FGP-W3-48	58
CSRL8F-S	75	DL079-C	21	FGB-BL3-18/457	59	FGP-W3-54	58
CSRL8F-S-W	75	DL093	23	FGB-BL3-24/610	59	FGP-W3-60	58
CSRL8F-W	75	DL093-C	21	FGB-BL3-30/762	59	FGPBSG	59
CSRL8G	75	DL093X10FT-W/10FT	22	FGB-BL3-36/914	59	FGPIN	59
CSRL8G-S	75	DL093X25FT-W/5FT	22	FGB-BL3-42/1067	59	FGPL-24/610	59
CSRL8G-S-W	75	DL109	23	FGB-BL3-48/1219	59	FGPL-30/762	59
CSRL8G-W	75	DL109-C	21	FGB-BL3-54/1372	59	FGPL-36/914	59
CSRL8H	75	DL125	23	FGB-BL3-60/1524	59	FGPL-42/1067	59
CSRL8H-S	75	DL125-C	21	FGB-MD3-12/305	59	FGPL-48/1219	59
CSRL8H-S-W	75	DR-SW	79	FGB-MD3-18/457	59	FGPL-54/1372	59
CSRL8H-W	75	Drive Handle Assembly	85	FGB-MD3-24/610	59	FGPL-60/1524	59
CSRLA	75	DSS065	23	FGB-MD3-30/762	59	FGPL-66/1676	59
CSRLA-S	75	DSS065-C	21	FGB-MD3-36/914	59	FGPL-72/1829	59
CSRLA-S-W	75	DSS093	23	FGB-MD3-42/1067	59	FGSTNDOFFKIT/1	59
CSRLA-W	75	DSS093-123	23	FGB-MD3-48/1219	59	FGSTNDOFFKIT/8	59
CSRLB	75	DSS093-246	23	FGB-MD3-54/1372	59	FGTBSG	59
CSRLB-S	75	DSS093-C	21	FGB-MD3-60/1524	59	FGTHSG	59
CSRLB-S-W	75	DSS109	23	FGB-W3-12/305	59	FGTHUB	59
CSRLB-W	75	DSS109-C	21	FGB-W3-18/457	59	FGTS-18/508	59
CSRLC	75	EBC-1	85	FGB-W3-24/610	59	FGTS-30/762	59
CSRLC-S	75	EBC-1-B	85	FGB-W3-30/762	59	FGTS-60/1524	59
CSRLC-S-W	75	EBC-2	85	FGB-W3-36/914	59	FL-L	86
CSRLC-W	75	EBC-2-B	85	FGB-W3-42/1067	59	FL-M	86
CSRLD	75	EBC1-RK	85	FGB-W3-48/1219	59	FL-PKIT-ML	86
CSRLD-S	75	EBC2-RK	85	FGB-W3-54/1372	59	FL-PKIT-XL	86
CSRLD-S-W	75	EC1-1/4	64	FGB-W3-60/1524	59	FL-XL	86
CSRLD-W	75	EC1-1/4-C	64	FGENDPLT	59	FL1-1/2BNE	66
CSRLE	75	EC1-1/4-T	64	FGHEXNUT	59	FL11C	82
CSRLE-S	75	EC2	64	FGHRDWRKIT	59	FL1BNE	66
CSRLE-S-W	75	EC2-C	64	FGO-RGKIT/32	59	FL7C	82
CSRLE-W	75	EC2-T	64	FGO-RLG/1	59	FLCK	86
CSRLF	75	EC3	64	FGO-RSM/1	59	FLCP	86
CSRLF-S	75	EC3-C	64	FGP-BL3-12	58	FLEL-L	86
CSRLF-S-W	75	EC3-T	64	FGP-BL3-18	58	FLEL-M	86
CSRLF-W	75	EC4	64	FGP-BL3-24	58	FLELK-XL	86
CSRLG	75	EC4-C	64	FGP-BL3-30	58	FLELP	86
CSRLG-S	75	EC4-T	64	FGP-BL3-36	58	FLRLB-L	86
CSRLG-S-W	75	EC4F	64	FGP-BL3-42	58	FLRLB-M	86
CSRLG-W	75	EC4FT	64	FGP-BL3-48	58	FLRP	86
Cutter-14	50	EC6-C	64	FGP-BL3-54	58	FLTW-L	86
Cutter-25-26	50	EC6*	64	FGP-BL3-60	58	FLTW-M	86
Cutter-Unibar Wire	51	EC6F*	64	FGP-MD3-12	58	FLTW-XL	86
CV100	49	ECF	64	FGP-MD3-18	58	FLVRL-XL	86
CV250	49	ECFS	64	FGP-MD3-24	58	FOR COMB NUMBER P6C1	29
CVGBNE-300	66	ECFT	64	FGP-MD3-30	58	FOR COMB NUMBER P6C1	29
CVGBNEB-300	66	EH-12	28	FGP-MD3-36	58	FOR COMB NUMBER P6C1	29
CVGWNE-300	66	EH-25	28	FGP-MD3-42	58	FOR COMB NUMBER P6C1	29
CVGWNEB-300	66	EH-38	28	FGP-MD3-48	58	FOR COMB NUMBER P6C1	29
CW1024	65	EPRDVS-DR	79	FGP-MD3-54	58	FOR COMB NUMBER P6C1	29
CW25/100	65	EPRDVSK-1	79	FGP-MD3-60	58	FOR COMB NUMBER P6C1	29
CWS1024	65	Extra Tool Box	40	FGP-W3-12	58	FOR COMB NUMBER P6C1	29
D750	49	Face Strip Knobs	25	FGP-W3-18	58	FOR COMB NUMBER P6C1	29
D75050	49	Face Strip Knobs	26	FGP-W3-24	58	FOR COMB NUMBER P6C1	29
D75060	49	FBG1	82	FGP-W3-30	58	FOR COMB NUMBER P6C1	29

Index By Ordering Number

Order Number	Page	Order Number	Page	Order Number	Page	Order Number	Page
FOR COMB NUMBER P6C1	29	FSMAN30-MICRO	26	HITCHGD-V1-KIT-60IN	61	HR36LW95	27
FOR COMB NUMBER P6C1	29	FSMAN36-24	25	HITCHGD-V1-KIT-72IN	61	HSP3	82
FOR COMB NUMBER P6C1	29	FSMAN36-36	25	HITCHGD-V1-LEFT-END-SEGMENT	61	HSP3	87
FOR COMB NUMBER P6C1	29	FSMAN36-48	25	HITCHGD-V1-LEFT-END-SEGMENT	61	HW1**	70
FOR COMB NUMBER P6C1	29	FSMAN36-60	25	HITCHGD-V1-LEFT-SEG-5PC-PK	61	HW1**	82
FOR COMB NUMBER P6C2	29	FSMAN36-MICRO	26	HITCHGD-V1-LEFT-SEG-5PC-PK	61	HW2	82
FOR COMB NUMBER P6C2	29	FSMAN4-1/2-24	25	HITCHGD-V1-MOUNTING-KIT	61	HW3	82
FOR COMB NUMBER P6C2	29	FSMAN4-1/2-36	25	HITCHGD-V1-MOUNTING-PLATE	61	L1-1/2-B	64
FOR COMB NUMBER P6C2	29	FSMAN4-1/2-48	25	HITCHGD-V1-RIGHT-END-SEGMENT	61	L1-1/2-BS	64
FOR COMB NUMBER P6C2	29	FSMAN4-1/2-60	25	HITCHGD-V1-RIGHT-END-SEGMENT	61	L1-1/2-W	64
FOR COMB NUMBER P6C2	29	FSMAN4-1/2-MICRO	26	HITCHGD-V1-RIGHT-SEG-5PC-PK	61	L1-1/2-WS	64
FOR COMB NUMBER P6C2	29	FSMANGXL-1201	25	HITCHGD-V1-RIGHT-SEG-5PC-PK	61	L1-B	64
FOR COMB NUMBER P6C2	29	FSMANGXL-901	25	HITCHGD-V1-SUPPORT-BAR-38IN	61	L1-BS	64
FOR COMB NUMBER P6C2	29	FSMANXL-601	25	HITCHGD-V1-SUPPORT-BAR-38IN	61	L1-F	64
FOR COMB NUMBER P6C2	29	G001-SS-1200W	8	HITCHGD-V1-SUPPORT-BAR-44IN	61	L1-W	64
FOR COMB NUMBER P6C2	29	G001A-SS-300W	8	HITCHGD-V1-SUPPORT-BAR-44IN	61	L1-WS	64
FOR COMB NUMBER P6C25/36	29	G002-SS-1200W	8	HITCHGD-V1-SUPPORT-BAR-50IN	61	L1/2-F	64
FOR COMB NUMBER P6C25/36	29	G003-SS-1200W	8	HITCHGD-V1-SUPPORT-BAR-50IN	61	L1/2-FS	64
FOR COMB NUMBER P6C25/36	29	G003-SS-1700W	8	HITCHGD-V1-SUPPORT-BAR-62IN	61	L2-B	64
FOR COMB NUMBER P6C25/36	29	G006-SS-1050W	8	HITCHGD-V1-SUPPORT-BAR-62IN	61	L2-BS	64
FOR COMB NUMBER P6C25/36	29	G006-SS-1200W	8	HITCHGD-V1-SUPPORT-BAR-74IN	61	L2-W	64
FOR COMB NUMBER P6C25/36	29	G006-SS-1700W	8	HITCHGD-V1-SUPPORT-BAR-74IN	61	L2-WS	64
FOR COMB NUMBER P6C25/36	29	G008-SS-1200	8	HITCHGD-V3-INSTALL-SPACER-KIT	61	L3-B	64
FOR COMB NUMBER P6C25/36	29	G008-SS-1500	8	HITCHGD-V3-KIT-36IN	61	L3-BS	64
FOR COMB NUMBER P6C25/36	29	G1/2-F	65	HITCHGD-V3-KIT-42IN	61	L3-W	64
FOR COMB NUMBER P6C25/36	29	G1/2-FS	65	HITCHGD-V3-KIT-48IN	61	L3-WS	64
FOR COMB NUMBER P6C25/36	29	G3/4-F	65	HITCHGD-V3-KIT-60IN	61	L3/4-F	64
FOR COMB NUMBER P6C25/36	29	G3/4-FS	65	HITCHGD-V3-KIT-72IN	61	L3/4-FS	64
FPD-RK	79	G5/8-F	65	HITCHGD-V3-MOUNTING-KIT	61	L5/8-B	64
FS-1500-G	25	G5/8-FS	65	HITCHGD-V3-MOUNTING-PLATE	61	L5/8-BS	64
FS-600-G	25	GC-1	51	HP1	65	L5/8-F	64
FS-900-G	25	GCB-50	51	HP1	70	L5/8-FS	64
FSGOLDG-1201	24	GFSA00-14	26	HP1	82	L5/8-W	64
FSGOLDG-1501	24	GFSA1&7-14	26	HP2	82	L5/8-WS	64
FSGOLDG-601	24	Guide Blk Replacement Kit > 50,000	25	HP3	65	Lacing Accessory Kit	51
FSGOLDG-901	24	Guide Blk Replacement Kit > 50,000	26	HP3	82	Laser Belt Square	50
FSK-1BA	77	Guide Blk Replace Kit 3,500 – 50,000	25	HPRET1	76	LG1-1/2	65
FSK-1BA	85	Guide Blk Replace Kit 3,500 – 50,000	26	HPRET2	76	LG1-1/2-C	65
FSK-2	77	H100*	70	HR1-12	28	LG2	65
FSK-2	85	HB1	70	HR1-12	28	LG2-C	65
FSK2-F	85	HB1	82	HR1-25	28	LG3/4-F	65
FSK2-FM	85	HB2	82	HR1-38	28	LG3/4-FS	65
FSK2M	85	HB3	82	HR1LW95	27	Linear Bearing	29
FSMAN1-24	25	HD1	64	HR2-12	28	LP1/36-12	28
FSMAN1-36	25	HD1-1/4-F	64	HR2-12	28	LP1/36-12	28
FSMAN1-48	25	HD1-F	64	HR2-25	28	LP1/36-25	28
FSMAN1-60	25	HD1-FS	64	HR2-38	28	LP1/36-38	28
FSMAN1-MICRO	26	HD1S	64	HR25-12	28	LP2-12	28
FSMAN2-24	25	HD2	64	HR25-12	28	LP2-12	28
FSMAN2-36	25	HITCHGD-V1-CENTER-SEG-10PC-PK	61	HR25-25	28	LP2-25	28
FSMAN2-48	25	HITCHGD-V1-CENTER-SEG-10PC-PK	61	HR25-38	28	LP2-38	28
FSMAN2-60	25	HITCHGD-V1-CENTER-SEGMENT-3IN	61	HR25LW95	27	LPG-1201-1.6	24
FSMAN2-MICRO	26	HITCHGD-V1-CENTER-SEGMENT-3IN	61	HR2LW95	27	LPG-1501-1.6	24
FSMAN30-24	25	HITCHGD-V1-INSTALL-SPACER-KIT	61	HR36-12	28	LPG-1801-1.6	24
FSMAN30-36	25	HITCHGD-V1-KIT-36IN	61	HR36-12	28	LPG-901-1.6	24
FSMAN30-48	25	HITCHGD-V1-KIT-42IN	61	HR36-25	28	LPMAN1/36-24	25
FSMAN30-60	25	HITCHGD-V1-KIT-48IN	61	HR36-38	28	LPMAN1/36-36	25

Index By Ordering Number

Order Number	Page	Order Number	Page	Order Number	Page	Order Number	Page
LPMAN1/36-48	25	MSRT8-48	77	NC1-C	40	NP093	23
LPMAN1/36-60	25	MSRT8-48-AL	77	NC1-X	40	NP093-12	22
LPMANREG-24	25	MSRT8-60	77	NC187-C	40	NP093-C	21
LPMANREG-36	25	MSRT8-60-AL	77	NC187-X	40	NP109	23
LPMANREG-48	25	MSRT8-72	77	NC62-C	40	NP109-12	22
LPMANREG-60	25	MSRT8-72-AL	77	NC62-X	40	NP109-C	21
LSHD30	86	MSRT8-84	77	NCS-1200-1	68	NP125	23
LSHD30	87	MSRT8-84-AL	77	NCS-1200-1	76	NP125-12	22
LSHD36	86	MSRT8-94-AL	77	NCS-1350-1	76	NP125-C	21
LSHD42	86	MSRT9-48	77	NCS-1500-1	76	NP156	23
LSHD48	86	MSRT9-60	77	NCS-900-1	68	NP156-12	22
LSHD54	86	MSRT9-72	77	NCS-900-1	76	NP156-C	21
LSHD60	86	MSRT9-84	77	NCS-C	68	NS054	23
LSHD72	86	MSRTX-30	77	NCS-C	76	NS093	23
LSHDB30-2	86	MSRTX-36	77	NCS065	23	Nut Driver Roller Lacer Gold Class	25
LSHDB36-2	86	MSRTX-42	77	NCS065-C	21	NY053	23
LSHDB42-2	86	MSRTX-48	77	NCS065X10FT-W/10FT	22	NY053-C	21
LSHDB48-2	86	MSRTX-60	77	NCS065X25FT-W/5FT	22	NY065	23
LSHDB54-2	86	MSRTX-72	77	NCS093	23	NY065-1-1/2-100	22
LSHDB60-2	86	MSRTX-84	77	NCS093-C	21	NY065-1-1/4-100	22
LSHDB72-2	86	MW043	23	NCS093X10FT-W/10FT	22	NY065-1-100	22
LSHDS	86	MW054	23	NCS093X15FT-W/2FT	22	NY065-1-3/4-100	22
LW95	27	MW072	23	NCS093X25FT-W/10FT	22	NY065-1-7/8-100	22
M-4	51	MW090	23	NCS093X25FT-W/5FT	22	NY065-12	22
MARGB-14	44	MW090-100	23	NCS093X50FT-W/4FT	22	NY065-2-1/2-100	22
MARGB-7	44	N054	23	NCS093X5FT-W/5FT	22	NY065-2-1/4-100	22
MART-14	44	N093	23	NCS1-C	40	NY065-2-100	22
MART-GBFW	44	NAC-1050-1	76	NCS1-X	40	NY065-2-3/4-100	22
MART-GBK	44	NAC-1200-1	76	NCS125	23	NY065-3-1/2-50	22
MART-GBPWS	44	NAC-1400-1	76	NCS125-C	21	NY065-3-1/4-50	22
MARTK-14	44	NAC-1500-1	76	NCS156	23	NY065-3-100	22
MARTK-7	44	NAC-1800-1	76	NCS156-C	21	NY065-3/4-100	22
MDT-1	46	NAC-450-1	76	NCS187-C	40	NY065-4-1/2-50	22
MDT220-1	46	NAC-600-1	76	NCS187-X	40	NY065-4-50	22
MICROLACER	26	NAC-750-1	76	NCS62-C	40	NY065-6-24	22
MSRT-30	77	NAC-900-1	76	NCS62-X	40	NY065-7/8-100	22
MSRT-30-AL	77	NAC6-1050-1	76	NCS962-48-1	76	NY065-C	21
MSRT-30E	77	NAC6-1200-1	76	NCS962-54-1	76	NY079	23
MSRT-36	77	NAC6-1350-1	76	NCS962-60-1	76	NY079-C	21
MSRT-36-AL	77	NAC6-1500-1	76	NCS962-72-1	76	NY093	23
MSRT-36E	77	NAC6-1800-1	76	NCS962-84-1	76	NY093-100	23
MSRT-42	77	NAC6-2130-1	76	NCS975-48-1	76	NY093-12	22
MSRT-42-AL	77	NAC6-900-1	76	NCS975-54-1	76	NY093-123	23
MSRT-42E	77	NC-1050-1	68	NCS975-60-1	76	NY093-246	23
MSRT-48	77	NC-1050-1	76	NCS975-72-1	76	NY093-C	21
MSRT-48-AL	77	NC-1200-1	68	NCS975-84-1	76	NY109	23
MSRT-48E	77	NC-1200-1	76	NL250-C	46	NY109-12	22
MSRT-60	77	NC-450-1	68	NL250-X	46	NY109-C	21
MSRT-60-AL	77	NC-450-1	76	NL350-C	46	NY125	23
MSRT-60E	77	NC-600-1	68	NL350-X	46	NY125-12	22
MSRT-72	77	NC-600-1	76	NP053	23	NY125-C	21
MSRT-72-AL	77	NC-750-1	68	NP053-C	21	NY156	23
MSRT-72E	77	NC-750-1	76	NP065	23	NY156-12	22
MSRT-84	77	NC-900-1	68	NP065-12	22	NY156-C	21
MSRT-84-AL	77	NC-900-1	76	NP065-C	21	NYS053	23
MSRT-94	77	NC-C	68	NP079	23	NYS053-C	21
MSRT-94-AL	77	NC-C	76	NP079-C	21	NYS065	23

Index By Ordering Number

Order Number	Page	Order Number	Page	Order Number	Page	Order Number	Page
NYS065-12	22	P4CLPR1	29	PRO-150-200V3PH-50/60HZ	32	R5-SE-18/450	73
NYS065-C	21	P4CLPR25	29	PRO-150-230V1PH-50HZ	32	R5-SE-24/600	73
NYS079	23	P4CLPR36	29	PRO-150-230V1PH-60HZ	32	R5-SE-30/750	73
NYS079-C	21	P4GF	29	PRO-150-230V3PH-50/60HZ	32	R5-SE-36/900	73
NYS093	23	P4GF15	29	PRO-150-400V3PH-50/60HZ	32	R5-SE-42/1050	73
NYS093-12	22	P6ALLI00M-24	29	PRO-200	29	R5-SE-48/1200	73
NYS093-C	21	P6ALLI00M-36	29	PRO-200EH	29	R5-SE-54/1350	73
NYS109	23	P6ALLI1&7-24	29	PRO-400	29	R5-SE-60/1500	73
NYS109-12	22	P6ALLI1&7-36	29	PRO-600	29	R5-SE-72/1800	73
NYS109-C	21	P6ALLI15-24	29	PRO-6000	29	R5J-SE-1050NC	73
NYS125	23	P6ALLI15-36	29	PTAH	79	R5J-SE-1200NC	73
NYS125-12	22	P6CLPR1M-24	29	PTL1	27	R5J-SE-450NC	73
NYS125-C	21	P6CLPR1M-36	29	PTL25	27	R5J-SE-600NC	73
NYS156	23	P6CLPR1M-48	29	PTL30	27	R5J-SE-750NC	73
NYS156-12	22	P6CLPR1M-60	29	PTRD-DR	79	R5J-SE-900NC	73
NYS156-C	21	P6CLPR25M-24	29	PTRD-RS	79	R5MA-SE	73
OVGBNEB-500	66	P6CLPR25M-36	29	PTRDK	79	R5S-SE-24/600	73
OVGWNE-500	66	P6CLPR25M-48	29	PUN-B-50X20-300	56	R5S-SE-36/900	73
OVGWNEB-500	66	P6CLPR25M-60	29	PUN-B-50X20-600	56	R5S-SE-42/1050	73
P1/2-F	65	P6CLPR2M-24	29	PUN-B-50X20-900	56	R5S-SE-48/1200	73
P120CLPR25SPP	32	P6CLPR2M-36	29	PUN-B-70X15-300	56	R5S-SE-60/1500	73
P150CLPR25SPP115V	32	P6CLPR2M-48	29	PUN-B-70X15-600	56	R6-SE-36/900	74
P150CLPR25SPP230V	32	P6CLPR2M-60	29	PUN-B-70X15-900	56	R6-SE-42/1050	74
P1P	65	P6CLPR36M-24	29	PUN-B-80X20-300	56	R6-SE-48/1200	74
P1P	70	P6CLPR36M-36	29	PUN-B-80X20-600	56	R6-SE-55/1400	74
P1P	82	P6CLPR36M-48	29	PUN-B-80X20-900	56	R6-SE-60/1500	74
P2C1	29	P6CLPR36M-60	29	PUN-B-80X20X113BIAS-600	56	R6-SE-72/1800	74
P2C1	29	PB1	41	PUN-B-80X20X113BIAS-900	56	R9S-SE-48/1200	74
P2C1	29	PBC-1	85	PUN-M-300	56	R9S-SE-54/1350	74
P2C1	29	PBC-2	85	PUN-M-600	56	R9S-SE-60/1500	74
P2C2	29	PBC-FR	85	PUN-M-900	56	R9S-SE-72/1800	74
P2C2	29	PCA7-300	46	PUN-M-NYLONPAD-KIT	56	R9S-SE-84/2130	74
P2C2	29	PCA7-600	46	QDBinder-Quart	51	RAR5-1/2-SE-36/900	73
P2C2	29	PDBUMP	79	R-10	27	RAR5-1/2-SE-42/1050	73
P2C25/36	29	PDCYL	79	R-4	27	RAR5-1/2-SE-48/1200	73
P2C25/36	29	PDHANDLE	79	R-7	27	RAR5-1/2-SE-60/1500	73
P2C25/36	29	PDHK	79	R2J18ANC/450	72	RAR5-SE-42/1050	73
P2CLPR1	29	PDNP	79	R2J18BNC/450	72	RAR5-SE-48/1200	73
P2CLPR25	29	PDNPS	79	R2J24ANC/600	72	RAR6-SE-42/1050	74
P2CLPR36	29	PDNSS	79	R2J24BNC/600	72	RAR6-SE-60/1500	74
P2GF	29	PDORING	79	R2J30ANC/750	72	RAR6-SE-72/1800	74
P2GF15	29	PDPR	79	R2J30BNC/750	72	RAR6-SE-84/2130	74
P2P	82	PDTVA	79	R2J36ANC/900	72	RAR6LP-SE-60/1500	74
P3/4-F	65	PG2	65	R2J36BNC/900	72	RAR6LP-SE-72/1800	74
P3P	65	PG3	65	R2J42ANC/1050	72	RAR8-SE-48/1200	74
P3P	82	PLY-BL Blade & Jig	56	R2J42BNC/1050	72	RAR8-SE-60/1500	74
P4C1	29	PLY-JG Jig Only	56	R2J48ANC/1200	72	RAR8-SE-72/1800	74
P4C1	29	PLY130-CART	56	R2J48BNC/1200	72	RAR8-SE-84/2130	74
P4C1	29	PLY130WB-230V50HZ	56	R2SJ48ASNC/1200	72	RB-1	41
P4C1	29	PLY130WB-460V3PH60HZ	56	R2SJ48BSNC/1200	72	RB-1	44
P4C2	29	PNEUDRIVE1	79	R2T	72	RB-1	51
P4C2	29	POLY035X15FT-W/3FT	47	R2T-AI	72	RB-1	65
P4C2	29	POLY047X15FT-W/3FT	47	R5-1/2-SE-36/900	73	Return Springs	29
P4C2	29	PRL4	47	R5-1/2-SE-42/1050	73	RL Carrying Strap	25
P4C25/36	29	PRO-120	32	R5-1/2-SE-48/1200	73	RL-24	25
P4C25/36	29	PRO-120TC-115V-60HZ	32	R5-1/2-SE-60/1500	73	RL-36	25
P4C25/36	29	PRO-150-115V1PH-60HZ	32	R5-1/2-SE-72/1800	73	RL-48	25

Index By Ordering Number

Order Number	Page	Order Number	Page	Order Number	Page	Order Number	Page
RL-60	25	RS125SJ20/500SS	39	RS62J16/400NC	39	SC-900-1	76
RL-G24	24	RS125SJ24/600NCS	39	RS62J18/450NC	39	SLP-5	77
RL-G36	24	RS125SJ24/600SS	39	RS62J18/450SP	39	SLP5	70
RL-G48	24	RS125SJ30/750NCS	39	RS62J20/500NC	39	SLP5	82
RL-G60	24	RS125SJ30/750SS	39	RS62J20/500SP	39	SLP5	87
RP1E	84	RS125SJ36/900NCS	39	RS62J24/600NC	39	SM054	23
RP2C	84	RS125SJ36/900SS	39	RS62J24/600SP	39	SM093	23
RP2E	84	RS125SJ40/1000NCS	39	RS62J30/750NC	39	Smart Lock	51
RS-GOLD-DA	41	RS125SJ42NCS	39	RS62J30/750SP	39	Smart Lock	51
RS-GOLD-DRIVER	41	RS125SJ42SS	39	RS62J36/900NC	39	SMARTCLAMP	50
RS-GOLD-FINAL-12	41	RS125SJ47/1200NCS	39	RS62J36/900SP	39	SMS040	23
RS-GOLD-FINAL-24	41	RS125SJ48NCS	39	RS62J40/1000NC	39	SMS054	23
RS-GOLD-FINAL-36	41	RS125SJ48SS	39	RS62J42NC	39	SMS093	23
RS-GOLD-FINAL-48	41	RS125SJ60NCS	39	RS62J42SP	39	SMSC065	23
RS-GOLD-FINAL-6	41	RS125SJ60SS	39	RS62J47/1200NC	39	SMSC093	23
RS-GOLD-INITIAL-12	41	RS187J12/300NC	39	RS62J48NC	39	SP1-16/400	40
RS-GOLD-INITIAL-24	41	RS187J16/400NC	39	RS62J48SP	39	SP1-18/450	40
RS-GOLD-INITIAL-36	41	RS187J18/450NC	39	RS62J60NC	39	SP1-20	40
RS-GOLD-INITIAL-48	41	RS187J18/450SP	39	RS62J60SP	39	SP1-24/600	40
RS-GOLD-INITIAL-6	41	RS187J20/500NC	39	RS62MJ24/600MS	39	SP1-30/750	40
RS125J10NC	39	RS187J20/500SP	39	RS62SJ12/300NCS	39	SP1-36/900	40
RS125J12/300NC	39	RS187J24/600NC	39	RS62SJ12/300SS	39	SP1-42	40
RS125J14NC	39	RS187J24/600SP	39	RS62SJ18/450NCS	39	SP1-48	40
RS125J16/400NC	39	RS187J30/750NC	39	RS62SJ18/450SS	39	SP1-60	40
RS125J16/400SP	39	RS187J30/750SP	39	RS62SJ20/500SS	39	SP2-18/450	40
RS125J18/450NC	39	RS187J36/900NC	39	RS62SJ24/600NCS	39	SP2-20	40
RS125J18/450SP	39	RS187J36/900SP	39	RS62SJ24/600SS	39	SP2-24/600	40
RS125J20/500NC	39	RS187J42NC	39	RS62SJ30/750NCS	39	SP2-30/750	40
RS125J20/500SP	39	RS187J42SP	39	RS62SJ30/750SS	39	SP2-36/900	40
RS125J24/600NC	39	RS187J48NC	39	RS62SJ36/900NCS	39	SP2-42	40
RS125J24/600SP	39	RS187J48SP	39	RS62SJ36/900SS	39	SP2-48	40
RS125J30/750NC	39	RS187J4NC*	39	RS62SJ42SS	39	SP2-60	40
RS125J30/750SP	39	RS187J60NC	39	RS62SJ47/1200NCS	39	SP62-12/300	40
RS125J36/900NC	39	RS187J60SP	39	RS62SJ48NCS	39	SP62-16/400	40
RS125J36/900SP	39	RS187SJ12/300NCS	39	RS62SJ48SS	39	SP62-18/450	40
RS125J40/1000NC	39	RS187SJ12/300SS	39	RS62SJ60NCS	39	SP62-20	40
RS125J42NC	39	RS187SJ16/400NCS	39	RS62SJ60SS	39	SP62-24/600	40
RS125J42SP	39	RS187SJ16/400SS	39	RSAS-1	40	SP62-30/750	40
RS125J47/1200NC	39	RS187SJ18/450NCS	39	RSC187	41	SP62-36/900	40
RS125J48NC	39	RS187SJ18/450SS	39	RSC187-12	41	SP62-42	40
RS125J48SP	39	RS187SJ20/500NCS	39	RSC187-24	41	SP62-48	40
RS125J4NC*	39	RS187SJ20/500SS	39	RSC187-4	41	SP62-54	40
RS125J60NC	39	RS187SJ24/600NCS	39	RSC187-6	41	SP62-60	40
RS125J60SP	39	RS187SJ24/600SS	39	RTBS Rough Top Skiver	41	SR-50	72
RS125MJ24/600MS	39	RS187SJ30/750NCS	39	RTBS Rough Top Skiver	51	SR-CB	77
RS125S-600 (25 sets)	39	RS187SJ30/750SS	39	RTBS Rough Top Skiver	55	SR2-30	78
RS125S-900 (55 sets)	39	RS187SJ36/900NCS	39	S100B	46	SR2-30-AL	78
RS125SJ10NCS	39	RS187SJ36/900SS	39	S125	42	SR2-36	78
RS125SJ12/300NCS	39	RS187SJ42NCS	39	S150B	46	SR2-42	78
RS125SJ12/300SS	39	RS187SJ42SS	39	S187	42	SR2-42-AL	78
RS125SJ14NCS	39	RS187SJ47/1200NCS	39	S1S**	70	SR2-48	78
RS125SJ14SS	39	RS187SJ48NCS	39	S1S**	82	SR2-48-AL	78
RS125SJ16/400NCS	39	RS187SJ48SS	39	S2S	82	SR2-60	78
RS125SJ16/400SS	39	RS187SJ60NCS	39	S3S	82	SR2-60-AL	78
RS125SJ18/450NCS	39	RS187SJ60SS	39	SC-1050-1	76	SR2-72	78
RS125SJ18/450SS	39	RS62J12/300NC	39	SC-1200-1	76	SR2-72-AL	78
RS125SJ20/500NCS	39	RS62J12/300SP	39	SC-600-1	76	SR2-84	78

Index By Ordering Number

Order Number	Page	Order Number	Page	Order Number	Page	Order Number	Page
SR2-84-AL	78	SRPS-AL	78	ST7-35	41	TGB-8/203-4/4-48/1219	62
SR22SAAL	78	SS1-16/400	40	ST7-5	41	TGB-8/203-4/4-60/1524	62
SR22SAE	78	SS1-18/450	40	ST7-5	41	TGB-9/229-4/5-24/610	62
SR22SAM	78	SS1-20	40	ST7-9	41	TGB-9/229-4/5-36/914	62
SR23	78	SS1-24/600	40	T-1-1/2BNIB	66	TGB-9/229-4/5-42/1067	62
SR24	78	SS1-30/750	40	T-1-1/2WNIB	66	TGB-9/229-4/5-48/1219	62
SR24-AL	78	SS1-36/900	40	T-1/2WNI	66	TGB-9/229-4/5-60/1524	62
SR25	78	SS1-42	40	T-1BNIB	66	U2C12	19
SR25-AL	78	SS1-48	40	T-1WNIB	66	U2C12W	20
SR25-AL	78	SS1-60	40	T-2BNIB	66	U2C24	19
SR26	72	SS2-18/450	40	T-2WNIB	66	U2S12	19
SR27SAAL	78	SS2-20	40	T-3/4WNI	66	U2S24	19
SR27SAE	78	SS2-24/600	40	T-3/4WNIB	66	U2SPC12	19
SR27SAM	78	SS2-30/750	40	T-3BNIB	66	U2SPS12	19
SR5-1	78	SS2-36/900	40	TGB-10/254-5/5-24/610	62	U2SPS24	19
SR5-7	72	SS2-42	40	TGB-10/254-5/5-36/914	62	U2SS12	20
SR700	77	SS2-48	40	TGB-10/254-5/5-42/1067	62	U2SS24	20
SR747	78	SS2-60	40	TGB-10/254-5/5-48/1219	62	U3-1C12	19
SR747-AL	78	SS62-12/300	40	TGB-10/254-5/5-60/1524	62	U3-1C24	19
SR757	78	SS62-16/400	40	TGB-4/102-2/2-24/610	62	U3-1C6	19
SR759	77	SS62-18/450	40	TGB-4/102-2/2-36/914	62	U3-1RHTS12	19
SR759-2	77	SS62-20	40	TGB-4/102-2/2-42/1067	62	U3-1RHTS12	19
SR800	77	SS62-24/600	40	TGB-4/102-2/2-48/1219	62	U3-1RHTS24	19
SR859-8	77	SS62-30/750	40	TGB-4/102-2/2-60/1524	62	U3-1RHTS24	19
SR9-30	78	SS62-36/900	40	TGB-5/127-2/3-24/610	62	U3-1S12	19
SR9-30-AL	78	SS62-42	40	TGB-5/127-2/3-36/914	62	U3-1S24	19
SR9-36	78	SS62-48	40	TGB-5/127-2/3-42/1067	62	U3-1S6	19
SR9-36-AL	78	SS62-54	40	TGB-5/127-2/3-48/1219	62	U3-2C12	19
SR9-42	78	SS62-60	40	TGB-5/127-2/3-60/1524	62	U3-2C24	19
SR9-42-AL	78	SSC-1050-1	76	TGB-6/152-2/4-24/610	62	U3-2C6	19
SR9-48	78	SSC-1200-1	76	TGB-6/152-2/4-36/914	62	U3-2RHTS12	19
SR9-48-AL	78	SSC-600-1	76	TGB-6/152-2/4-42/1067	62	U3-2RHTS12	19
SR9-60	78	SSC-900-1	76	TGB-6/152-2/4-48/1219	62	U3-2RHTS24	19
SR9-60-AL	78	SSC932-1050-1	76	TGB-6/152-2/4-60/1524	62	U3-2RHTS24	19
SR9-72	78	SSC932-1200-1	76	TGB-6/152-3/3-24/610	62	U3-2S12	19
SR9-72-AL	78	SSC932-1500-1	76	TGB-6/152-3/3-36/914	62	U3-2S24	19
SR9-84	78	SSC932-750-1	76	TGB-6/152-3/3-42/1067	62	U3-2S6	19
SR900	77	ST-28	41	TGB-6/152-3/3-48/1219	62	U3-RHTS12	19
SR91-AL	78	ST3-13	42	TGB-6/152-3/3-60/1524	62	U3-RHTS24	19
SRA	74	ST3-14	42	TGB-7/178-2/5-24/610	62	U3C12	19
SRA-S	74	ST3-15-6	42	TGB-7/178-2/5-36/914	62	U3C12W	20
SRAA	74	ST3-3	42	TGB-7/178-2/5-42/1067	62	U3C24	19
SRAA-100	74	ST3-9	42	TGB-7/178-2/5-48/1219	62	U3C6	19
SRB	74	ST4-16	42	TGB-7/178-2/5-60/1524	62	U3RHTS12	19
SRB-S	74	ST4-21	42	TGB-7/178-3/4-24/610	62	U3RHTS24	19
SRC	74	ST4-21H	42	TGB-7/178-3/4-36/914	62	U3S12	19
SRC-S	74	ST4-5	42	TGB-7/178-3/4-42/1067	62	U3S24	19
SRC/D	74	ST4-8	42	TGB-7/178-3/4-48/1219	62	U3S6	19
SRC/D-S	74	ST4-8H	42	TGB-7/178-3/4-60/1524	62	U3SS12	20
SRD	74	ST5-16	42	TGB-8/203-3/5-24/610	62	U4C12	19
SRD-S	74	ST5-3	44	TGB-8/203-3/5-36/914	62	U4C12W	20
SRE	74	ST5-3	42	TGB-8/203-3/5-42/1067	62	U4C24	19
SRE-S	74	ST5-5	41	TGB-8/203-3/5-48/1219	62	U4S12	19
SRF	74	ST5-5	42	TGB-8/203-3/5-60/1524	62	U4S24	19
SRF-S	74	ST6-9	41	TGB-8/203-4/4-24/610	62	U4SS12	20
SRG	74	ST7-29	41	TGB-8/203-4/4-36/914	62	U5C12	19
SRG-S	74	ST7-34	41	TGB-8/203-4/4-42/1067	62	U5C12W	20

Index By Ordering Number

Order Number	Page	Order Number	Page	Order Number	Page	Order Number	Page
U5C24	19						
U5S12	19						
U5S24	19						
U6C12	19						
U6C12W	20						
U7S12	19						
UA2SS12	20						
UA3SS12	20						
UCM36LLSPSS12	20						
UCM36LLSPSS24	20						
UCM36LLSS12	20						
UCM36LLSS24	20						
UCM36LPSS12	20						
UCM36LPSS24	20						
UCM36SLSPSS12	20						
UCM36SLSPSS24	20						
UCM36SLXSPSS12	20						
UCM36SLXSPSS24	20						
UCM36SPSS12	20						
UCM36SPSS24	20						
UCM36SS12	20						
UCM36SS24	20						
UCM36XSPSS12	20						
UCM36XSPSS24	20						
Urethane Strip – Priced Per Foot	25						
Urethane Strip – Priced Per Foot	26						
UX1LLS12	19						
UX1LLS24	19						
UX1LLSPS12	19						
UX1LLSPS24	19						
UX1LLSPSS12	20						
UX1LLSS12	20						
UX1LLSS24	20						
UX1S12	19						
UX1S24	19						
UX1S6	19						
UX1SPS12	19						
UX1SPS24	19						
UX1SPS6	19						
UX1SPSS12	20						
UX1SPSS24	20						
UX1SPSS6	20						
UX1SS12	20						
UX1SS24	20						
UX1SS6	20						

Index By Item Code

Item Code	Page	Item Code	Page	Item Code	Page	Item Code	Page	Item Code	Page	Item Code	Page	Item Code	Page	Item Code	Page		
00382	9	01250	19	01385	20	01939	18	02133	14	02220	12	02352	12	02611	22	02766	23
00383	9	01251	19	01732	18	01941	18	02139	14	02223	11	02353	12	02613	23	02767	21
00384	9	01254	19	01744	18	01946	18	02140	14	02225	12	02355	11	02614	21	02769	23
00421	9	01255	19	01746	17	01949	18	02141	14	02227	12	02363	11	02619	22	02770	23
00422	9	01258	20	01748	17	01954	18	02143	15	02232	11	02365	11	02621	23	02771	23
00423	9	01279	19	01752	17	01958	18	02144	15	02233	11	02367	12	02622	21	02772	23
00562	9	01283	19	01754	17	01963	18	02145	15	02234	12	02368	12	02625	22	02773	23
00563	9	01292	20	01764	17	01970	18	02146	15	02239	15	02370	12	02627	23	02775	23
00564	9	01293	20	01766	17	01985	17	02147	15	02240	15	02378	16	02628	21	02777	23
00632	16	01294	19	01772	17	01987	17	02149	14	02242	14	02379	16	02629	23	02779	23
00703	9	01301	19	01774	17	01990	17	02150	14	02243	14	02380	16	02630	23	02781	23
00704	9	01305	19	01786	18	01993	17	02154	11	02267	14	02381	16	02631	23	02783	23
00706	8	01308	20	01793	18	02006	17	02155	11	02268	14	02382	16	02644	22	02784	23
00708	8	01309	20	01798	18	02008	17	02157	12	02269	14	02383	16	02645	23	02787	23
00709	8	01312	20	01810	17	02010	17	02158	12	02272	15	02384	16	02646	23	02788	23
00719	8	01313	20	01811	17	02012	17	02159	12	02274	15	02385	16	02648	23	02789	23
00725	25	01314	20	01813	17	02072	14	02161	11	02275	15	02386	16	02649	21	02790	23
00814	9	01315	20	01814	17	02073	14	02163	12	02278	14	02397	12	02650	22	02791	23
00818	9	01317	20	01817	17	02075	14	02164	12	02283	14	02429	11	02651	23	02826	21
00824	9	01318	20	01818	17	02076	14	02168	11	02284	14	02432	11	02652	21	02830	21
00828	9	01319	20	01821	17	02079	15	02169	11	02285	14	02574	22	02656	22	02832	22
00833	9	01320	20	01828	18	02080	15	02170	12	02287	15	02576	22	02657	23	02833	22
00834	9	01321	20	01831	13	02081	15	02171	12	02288	15	02577	22	02658	21	02834	21
00882	8	01322	20	01841	18	02082	15	02172	12	02289	15	02578	22	02662	22	02847	22
00883	8	01323	20	01845	18	02083	15	02173	11	02294	12	02579	22	02663	23	02853	23
00884	8	01324	20	01846	13	02084	15	02174	12	02295	11	02580	22	02664	21	02854	21
00885	8	01325	20	01847	13	02089	14	02175	12	02300	11	02581	22	02668	22	02859	22
00886	8	01336	19	01848	13	02090	14	02182	11	02301	11	02582	22	02669	23	02860	23
00908	8	01338	19	01849	13	02100	14	02183	11	02303	12	02583	22	02670	21	02861	21
01125	19	01340	20	01853	13	02101	14	02185	12	02304	12	02584	22	02726	21	02863	21
01126	19	01342	20	01854	13	02102	14	02186	12	02305	12	02585	22	02727	23	02864	21
01137	19	01350	51	01859	18	02103	14	02187	12	02307	11	02586	22	02731	23	02865	22
01138	19	01351	19	01861	18	02104	15	02189	11	02310	12	02587	22	02732	21	02866	23
01143	19	01352	19	01864	18	02105	15	02191	12	02316	11	02588	22	02736	23	02867	21
01144	19	01353	20	01871	18	02106	15	02193	12	02323	11	02589	22	02737	21	02868	23
01178	19	01354	20	01879	18	02110	15	02195	12	02326	12	02590	22	02738	23	02869	23
01179	19	01355	19	01884	18	02111	15	02196	11	02327	12	02591	22	02742	23	02870	23
01183	19	01356	19	01887	18	02113	14	02197	11	02328	12	02592	22	02743	21	02871	23
01184	19	01357	20	01891	18	02114	14	02198	11	02330	11	02594	23	02744	23	02872	21
01188	20	01359	19	01898	18	02118	14	02206	11	02339	11	02595	23	02750	23	02873	21
01189	20	01360	19	01911	18	02119	14	02209	13	02340	11	02597	23	02751	21	03006	50
01193	20	01361	19	01917	18	02120	14	02210	11	02341	12	02598	21	02755	23	03008	50
01194	20	01362	19	01920	18	02126	15	02216	11	02342	11	02600	22	02756	21	03009	50
01230	19	01363	19	01926	18	02128	15	02217	11	02348	11	02606	23	02761	23	03010	50
01231	19	01364	19	01933	18	02130	15	02219	12	02351	12	02607	21	02762	21	03014	27

Index By Item Code

Item Code	Page	Item Code	Page	Item Code	Page	Item Code	Page	Item Code	Page	Item Code	Page	Item Code	Page	Item Code	Page		
03018	27	03244	51	03707	29	03822	28	04033	25	04314	61	04394	31	05362	11	08038	54
03019	27	03274	25	03708	29	03823	28	04044	23	04316	21	04415	32	05463	47	08039	54
03020	27	03274	26	03709	29	03824	28	04051	25	04319	61	04416	47	05512	31	08040	54
03037	28	03368	26	03710	29	03827	27	04063	26	04320	61	04417	47	05513	31	08041	54
03038	28	03370	25	03711	29	03892	47	04064	25	04321	61	04418	47	05514	31	08100	56
03039	28	03371	25	03712	29	03897	25	04065	25	04322	61	04419	24	05515	31	08103	54
03051	28	03372	25	03713	29	03897	26	04066	25	04339	61	04442	61	05516	31	08109	54
03054	28	03375	25	03714	29	03913	47	04067	25	04339	61	04443	61	05517	31	08114	54
03074	27	03433	25	03715	29	03914	29	04068	25	04340	61	04444	61	05518	31	08246	56
03075	27	03433	26	03716	29	03915	29	04073	50	04341	61	04445	61	05519	31	08279	56
03076	27	03434	27	03717	29	03916	29	04093	23	04341	61	04446	61	05520	31	08319	54
03081	27	03435	27	03718	29	03917	29	04101	50	04342	61	04447	61	05521	31	08439	56
03085	27	03441	51	03719	29	03919	29	04102	50	04342	61	04448	61	05522	31	08440	56
03119	27	03442	51	03720	29	03920	29	04140	85	04343	61	04456	25	05523	31	08468	54
03128	51	03445	51	03721	29	03985	24	04143	50	04343	61	04457	25	05524	31	08545	55
03129	51	03450	50	03722	29	03986	24	04143	85	04344	61	04458	25	05525	31	08585	55
03132	51	03451	50	03723	29	03987	24	04144	50	04344	61	04973	61	05526	31	08587	55
03140	29	03452	28	03724	29	03988	24	04144	85	04359	25	04974	61	05528	31	08591	55
03143	28	03453	28	03725	29	03997	25	04145	50	04360	25	04974	61	05529	31	08592	55
03148	28	03519	28	03727	29	03998	25	04145	85	04363	24	04988	61	05530	31	08593	55
03150	28	03524	29	03728	29	03999	25	04146	50	04364	24	05019	22	05531	31	08594	55
03154	28	03525	29	03729	29	04000	25	04146	85	04365	24	05020	22	05546	8	08595	55
03155	28	03526	29	03731	29	04002	25	04147	50	04366	24	05021	22	05548	8	08596	55
03156	28	03527	29	03732	29	04003	25	04147	85	04370	24	05022	22	08000	54	08597	55
03162	28	03528	29	03733	29	04004	25	04149	50	04371	24	05023	22	08005	54	08603	55
03163	28	03529	29	03734	29	04005	25	04149	85	04372	24	05024	22	08006	54	08604	55
03167	28	03531	29	03735	29	04014	26	04200	50	04374	32	05025	22	08007	54	08710	55
03168	28	03532	29	03736	29	04015	25	04200	85	04376	32	05193	22	08008	54	08717	55
03168	28	03533	29	03737	29	04016	25	04223	27	04377	32	05194	22	08013	56	09000	53
03169	28	03534	29	03738	29	04017	25	04261	47	04378	32	05195	22	08014	56	09001	53
03169	28	03535	29	03739	29	04018	25	04262	47	04379	32	05196	22	08015	56	09002	53
03170	28	03536	29	03740	29	04019	26	04269	61	04380	32	05200	47	08016	56	09003	53
03170	28	03537	29	03741	29	04020	25	04269	61	04381	32	05201	47	08017	56	09004	53
03211	28	03538	29	03742	29	04021	25	04281	47	04382	32	05338	19	08018	56	09005	53
03211	28	03539	29	03743	29	04022	25	04281	47	04383	32	05338	19	08019	56	09006	53
03222	28	03550	29	03744	29	04023	25	04305	50	04384	32	05339	19	08020	56	09007	53
03222	28	03551	29	03745	29	04024	26	04308	61	04385	31	05339	19	08021	56	09008	53
03225	28	03591	29	03772	50	04025	25	04309	61	04386	31	05340	19	08022	56	09009	53
03230	50	03649	29	03773	50	04026	25	04309	61	04387	31	05340	19	08023	56	09010	53
03236	27	03650	29	03774	50	04027	25	04310	61	04388	31	05341	19	08024	56	09011	53
03238	27	03651	29	03775	50	04028	25	04310	61	04389	31	05341	19	08025	56	09012	53
03239	41	03670	51	03814	27	04029	26	04311	61	04390	31	05342	19	08026	56	09013	53
03239	51	03671	51	03817	25	04030	25	04311	61	04391	31	05342	19	08027	56	09014	53
03239	55	03672	51	03817	26	04031	25	04312	61	04392	31	05343	19	08036	54	09017	53
03241	22	03704	51	03822	28	04032	25	04312	61	04393	31	05343	19	08037	54	09018	53

Index By Item Code

Item Code	Page	Item Code	Page	Item Code	Page	Item Code	Page	Item Code	Page	Item Code	Page	Item Code	Page	Item Code	Page		
09020	53	10059	34	10124	34	10182	34	10493	35	10573	35	10643	35	11152	36	11931	36
09352	53	10061	34	10130	34	10183	34	10494	35	10574	35	10644	35	11154	36	11934	36
09353	53	10062	34	10131	34	10185	34	10495	35	10575	35	10645	35	11157	36	11936	36
09354	53	10063	34	10132	34	10188	34	10496	35	10577	35	10646	35	11160	36	11938	36
09355	53	10065	34	10133	34	10190	34	10512	37	10579	35	10648	35	11163	36	11940	36
09356	53	10070	34	10134	34	10191	34	10513	37	10580	35	10651	35	11165	36	11950	36
09357	53	10071	34	10135	34	10192	34	10514	37	10581	35	10653	35	11167	36	11956	36
09358	53	10072	34	10137	34	10193	34	10515	37	10582	35	10654	35	11169	36	11959	36
09359	53	10073	34	10138	34	10194	34	10516	37	10584	35	10655	35	11187	36	11961	36
09360	53	10074	34	10139	34	10196	34	10517	37	10586	35	10657	35	11190	36	11963	36
09361	53	10075	34	10140	34	10197	34	10519	37	10587	35	10661	35	11193	36	11982	36
09362	53	10076	34	10141	34	10198	34	10521	37	10589	35	10664	35	11195	36	11984	36
09363	53	10079	34	10142	34	10199	34	10522	37	10590	35	10667	35	11197	36	11998	36
10000	37	10081	34	10144	34	10201	34	10523	37	10591	35	10669	35	11199	36	12375	37
10001	37	10082	34	10150	34	10204	34	10528	35	10593	35	10670	35	11205	36	12376	37
10002	37	10083	34	10151	34	10206	34	10529	35	10595	35	10671	35	11210	36	12378	37
10003	37	10085	34	10152	34	10207	34	10530	35	10596	35	10677	35	11212	36	12379	37
10004	37	10090	34	10153	34	10208	34	10531	35	10597	35	10680	35	11214	36	12380	37
10005	37	10091	34	10154	34	10210	34	10532	35	10598	35	10683	35	11220	36	12381	37
10007	37	10092	34	10155	34	10212	34	10534	35	10600	35	10685	35	11225	36	12388	37
10008	37	10093	34	10156	34	10213	34	10537	35	10603	35	10687	35	11227	36	12389	37
10009	37	10094	34	10157	34	10214	34	10539	35	10605	35	11075	36	11229	36	13250	36
10011	37	10095	34	10158	34	10215	34	10540	35	10606	35	11078	36	11831	36	13252	36
10012	37	10096	34	10160	34	10217	34	10541	35	10607	35	11081	36	11836	36	13253	36
10013	37	10097	34	10161	34	10220	34	10543	35	10609	35	11084	36	11838	36	13254	36
10014	37	10098	34	10162	34	10222	34	10545	35	10611	35	11086	36	11840	36	13256	36
10020	37	10099	34	10163	34	10223	34	10546	35	10612	35	11088	36	11846	36	13394	35
10021	37	10100	34	10164	34	10224	34	10547	35	10613	35	11090	36	11849	36	13605	34
10022	37	10101	34	10165	34	10226	34	10548	35	10614	35	11092	36	11852	36	13642	34
10023	37	10102	34	10166	34	10232	34	10549	35	10616	35	11095	36	11855	36	13662	34
10024	37	10103	34	10167	34	10235	34	10551	35	10619	35	11098	36	11857	36	13720	34
10030	36	10105	34	10168	34	10238	34	10554	35	10621	35	11101	36	11859	36	13797	34
10031	36	10110	34	10169	34	10240	34	10556	35	10622	35	11103	36	11861	36	13844	35
10033	36	10111	34	10170	34	10242	34	10557	35	10623	35	11105	36	11878	36	13873	35
10034	36	10112	34	10171	34	10244	34	10558	35	10625	35	11107	36	11881	36	13892	35
10035	36	10113	34	10172	34	10482	34	10559	35	10627	35	11126	36	11884	36	14983	44
10037	36	10114	34	10173	34	10483	34	10560	35	10628	35	11129	36	11886	36	14990	44
10038	36	10115	34	10174	34	10484	34	10562	35	10629	35	11132	36	11888	36	14991	44
10050	34	10116	34	10175	34	10485	34	10563	35	10630	35	11134	36	11890	36	14992	44
10051	34	10117	34	10176	34	10486	34	10564	35	10632	35	11136	36	11906	36	14993	44
10052	34	10118	34	10177	34	10487	34	10565	35	10635	35	11138	36	11909	36	14994	44
10053	34	10119	34	10178	34	10488	34	10566	35	10637	35	11142	36	11911	36	15000	44
10054	34	10120	34	10179	34	10489	34	10568	35	10638	35	11145	36	11913	36	15001	44
10055	34	10121	34	10180	34	10491	35	10570	35	10639	35	11148	36	11925	36	15002	44
10056	34	10122	34	10181	34	10492	35	10571	35	10641	35	11150	36	11928	36	15003	44

Index By Item Code

Item Code	Page	Item Code	Page	Item Code	Page	Item Code	Page	Item Code	Page	Item Code	Page	Item Code	Page	Item Code	Page		
15004	44	18243	26	19340	29	19494	47	20366	81	30443	82	30492	83	30577	83	30933	70
15005	44	18248	26	19341	29	19838	8	20367	81	30444	82	30493	83	30578	83	30933	77
15006	44	18316	8	19342	29	19841	8	20377	84	30445	70	30494	83	30585	83	30933	87
15007	44	18370	19	19343	29	19842	8	20378	84	30446	70	30500	83	30588	83	30950	69
15008	44	18374	19	19349	29	20000	81	20379	84	30447	70	30501	83	30589	83	30951	69
15009	44	18391	9	19350	29	20001	81	20380	69	30447	82	30502	83	30590	83	30952	69
15010	44	18398	9	19351	29	20002	81	20391	84	30448	82	30503	83	30591	83	30953	69
15011	44	18399	9	19358	29	20004	81	20398	69	30449	82	30504	83	30592	83	30954	69
15012	44	18400	19	19361	29	20005	81	20398	84	30453	82	30505	83	30593	83	31075	82
15013	44	18405	9	19362	29	20006	81	20399	69	30460	65	30506	83	30594	83	31075	87
15014	44	18406	9	19364	29	20006	84	20399	84	30460	70	30507	83	30600	83	31978	82
15015	44	18425	9	19365	29	20007	81	20406	84	30460	82	30508	83	30601	83	31978	87
15017	44	18426	9	19366	29	20008	81	20410	84	30461	82	30509	83	30604	83	31980	82
15026	44	18427	20	19368	29	20010	84	20414	84	30462	65	30510	83	30605	83	31980	87
15027	44	18429	20	19370	29	20011	84	30001	85	30462	82	30511	83	30606	83	31996	77
15027	44	18453	19	19371	29	20012	81	30002	85	30463	65	30513	83	30607	83	31999	85
15028	44	18454	19	19373	29	20013	81	30003	85	30463	70	30516	83	30608	83	32051	77
15029	44	18455	19	19375	29	20016	81	30004	85	30463	82	30517	83	30609	83	32051	85
15030	44	18477	19	19376	29	20017	81	30018	85	30464	82	30518	83	30610	83	32056	85
15031	44	18478	19	19378	29	20018	81	30019	85	30465	65	30519	83	30620	83	32068	85
15032	44	18479	19	19380	29	20018	84	30033	85	30465	82	30520	83	30621	83	32069	85
15033	44	18505	9	19395	29	20023	84	30034	85	30468	70	30521	83	30622	83	32267	85
15035	44	18506	9	19460	47	20025	84	30375	77	30468	82	30524	83	30624	83	32268	85
18015	27	18507	20	19461	47	20029	81	30375	87	30469	82	30525	83	30625	83	32269	85
18016	27	18540	20	19462	47	20034	81	30392	86	30470	82	30526	83	30806	69	32270	85
18017	27	18541	20	19463	47	20035	81	30393	86	30471	70	30527	83	30808	69	32271	85
18036	29	18542	20	19466	47	20038	81	30394	86	30471	82	30548	83	30818	69	32272	50
18043	29	18543	20	19467	47	20039	81	30395	86	30472	82	30551	83	30821	69	32272	85
18046	29	18544	20	19468	47	20040	81	30396	86	30473	82	30552	83	30823	69	32273	85
18047	29	18700	21	19470	47	20047	81	30397	86	30474	65	30553	83	30867	41	32274	50
18048	29	18701	21	19473	47	20052	81	30398	86	30474	70	30556	83	30867	44	32274	85
18052	29	18720	21	19474	47	20053	81	30399	86	30474	82	30557	83	30867	51	32275	50
18055	29	18721	21	19475	47	20053	81	30408	86	30475	82	30558	83	30867	65	32276	50
18056	29	18850	19	19476	47	20056	81	30414	86	30479	82	30559	83	30882	87	32277	50
18057	29	18851	19	19477	47	20057	81	30418	86	30480	82	30560	83	30888	82	32278	50
18100	51	18854	19	19478	47	20058	81	30421	86	30481	65	30561	83	30889	82	32279	50
18101	51	18904	16	19479	47	20090	81	30423	86	30481	70	30562	83	30909	69	37026	76
18175	8	18906	16	19480	47	20091	81	30424	86	30481	82	30564	83	30913	69	37029	76
18176	8	18907	16	19481	47	20095	81	30430	86	30483	83	30567	83	30914	69	37031	76
18177	8	18978	29	19483	47	20206	84	30435	87	30484	83	30569	83	30915	69	37033	76
18178	8	19100	29	19484	47	20330	81	30436	69	30485	83	30572	83	30916	69	37035	76
18180	16	19194	29	19485	47	20331	81	30438	82	30486	83	30573	83	30917	69	37036	76
18182	16	19200	29	19489	47	20334	81	30439	82	30487	83	30574	83	30918	69	37039	76
18227	11	19300	29	19490	47	20335	81	30442	70	30488	83	30575	83	30919	69	37048	68
18228	11	19339	29	19491	47	20340	81	30442	82	30491	83	30576	83	30923	82	37048	76

Index By Item Code

Item Code	Page	Item Code	Page	Item Code	Page	Item Code	Page	Item Code	Page	Item Code	Page	Item Code	Page	Item Code	Page		
37050	68	39728	76	40496	78	40859	75	41050	77	41391	73	41846	75	43031	78	50227	42
37050	76	39740	68	40497	78	40861	75	41054	77	41394	73	41847	75	43032	78	50231	42
37053	68	39740	76	40498	78	40862	75	41055	77	41421	73	41848	75	43033	78	50238	42
37053	76	39817	68	40499	78	40863	75	41056	78	41423	73	41849	75	43034	78	50239	42
37055	68	39817	76	40502	78	40864	75	41057	78	41424	73	41850	75	43035	78	50240	42
37055	76	39988	68	40503	78	40891	75	41058	77	41425	73	41855	75	43036	78	50243	42
37057	68	40000	68	40504	78	40892	75	41067	73	41426	73	41856	75	43038	78	50244	42
37057	76	40003	68	40508	72	40893	75	41068	77	41427	73	41857	75	43039	78	50248	42
37058	68	40005	68	40508	74	40897	75	41078	79	41509	73	41858	75	43040	78	50249	41
37058	76	40007	68	40509	74	40898	75	41115	77	41510	73	41859	75	43041	78	50270	42
37079	68	40008	68	40510	72	40899	75	41116	77	41511	73	41880	75	43042	78	50272	42
37079	76	40010	68	40511	78	40901	75	41117	77	41512	73	41881	75	43043	78	50413	40
37082	68	40037	68	40517	72	40908	78	41118	77	41513	73	41882	75	43044	78	50414	40
37082	76	40038	68	40523	74	40955	75	41119	77	41542	74	41883	75	43061	78	50415	40
37084	76	40040	68	40527	72	40956	75	41276	73	41545	74	41884	75	43062	78	50416	40
37089	76	40047	68	40527	74	40957	75	41277	73	41546	74	41889	75	50003	41	50418	40
37096	76	40049	68	40528	72	40959	75	41278	73	41547	74	41890	75	50003	51	50419	40
37100	76	40050	68	40528	74	40961	75	41279	73	41681	72	41891	75	50003	87	50420	40
37102	76	40052	68	40529	74	40969	75	41285	73	41682	72	41892	75	50004	22	50421	40
37103	76	40135	76	40530	74	40971	75	41286	73	41683	72	41893	75	50004	41	50423	40
37118	76	40138	68	40531	74	40978	75	41290	73	41684	72	41943	79	50004	51	50426	40
37122	76	40167	68	40532	74	40979	75	41291	73	41685	72	41960	78	50009	40	50427	40
37124	76	40169	68	40533	74	40980	75	41292	73	41686	72	41961	78	50015	42	50428	40
37125	76	40198	76	40538	74	40982	75	41294	73	41693	72	41962	78	50015	44	50430	40
37160	76	40199	76	40542	72	40983	75	41296	73	41695	72	41963	78	50016	41	50431	40
37164	76	40348	72	40542	74	40984	75	41298	73	41696	72	41992	79	50016	42	50432	40
37165	76	40389	74	40543	72	40985	75	41314	73	41697	72	41998	79	50025	42	50433	40
37186	76	40390	74	40543	74	40994	77	41315	73	41698	72	41999	79	50053	41	50435	40
37187	76	40392	74	40544	74	40995	77	41316	73	41699	72	42000	79	50075	41	50439	40
37188	76	40393	74	40545	74	40996	77	41319	73	41700	72	42036	79	50077	41	50440	40
37189	76	40394	74	40546	74	40997	77	41320	77	41707	72	42037	79	50144	42	50441	40
37192	76	40399	74	40547	74	41031	77	41321	77	41712	74	42038	79	50146	42	50443	40
37208	76	40455	72	40548	74	41032	77	41322	77	41714	74	42039	79	50173	40	50444	40
37210	76	40469	72	40771	77	41033	77	41323	77	41715	74	42040	79	50174	40	50445	40
37211	76	40479	72	40772	77	41034	77	41324	77	41716	74	42041	79	50175	40	50446	40
37213	76	40482	78	40775	77	41035	77	41325	77	41737	74	42042	79	50176	40	50448	40
37216	76	40483	78	40776	77	41041	77	41327	73	41738	74	42043	79	50178	40	50661	40
37217	76	40484	78	40782	77	41042	77	41330	77	41739	74	42044	79	50179	40	50662	40
38108	76	40485	78	40783	77	41043	77	41331	77	41740	74	43008	79	50180	40	50665	40
38154	76	40487	78	40784	77	41044	77	41332	77	41741	74	43022	78	50181	40	50666	40
38352	76	40488	78	40785	77	41045	77	41333	77	41777	79	43023	78	50183	40	50669	40
39278	76	40489	78	40831	74	41046	77	41334	77	41834	79	43024	78	50188	42	50670	40
39279	76	40493	78	40832	74	41047	77	41335	77	41835	79	43027	78	50200	42	50673	40
39294	76	40494	78	40857	75	41048	77	41336	77	41836	79	43029	78	50201	41	50674	40
39296	76	40495	78	40858	75	41049	77	41351	73	41837	79	43030	78	50226	42	53234	76

Index By Item Code

Item Code	Page	Item Code	Page	Item Code	Page	Item Code	Page	Item Code	Page	Item Code	Page	Item Code	Page	Item Code	Page	Item Code	Page
53235	76	54482	39	54531	39	54602	39	55545	41	56104	62	56190	62	56560	59	70179	49
53236	76	54483	39	54532	39	54603	39	55546	41	56105	62	56500	59	56561	59	76472	86
53237	76	54484	39	54533	39	54604	39	55547	41	56106	62	56501	59	56562	59	76473	86
53238	76	54485	39	54534	39	54605	39	55548	41	56107	62	56502	59	56563	59	76474	86
53255	76	54486	39	54535	39	54606	39	55549	41	56108	62	56503	59	56564	59	76476	86
53256	76	54487	39	54536	39	54607	39	55551	41	56109	62	56504	59	56565	59	76477	86
53257	76	54488	39	54537	39	54608	39	55552	41	56110	62	56505	59	56566	59	76478	86
53258	76	54489	39	54538	39	54609	39	55554	41	56111	62	56506	59	56567	59	76479	86
53259	76	54490	39	54539	39	54610	39	55554	41	56112	62	56507	59	56568	59	76481	86
54002	40	54491	39	54540	39	54611	39	55555	41	56113	62	56508	59	61356	85	76482	86
54003	40	54492	39	54541	39	54612	39	55556	41	56114	62	56509	59	61357	85	76979	86
54005	40	54493	39	54542	39	54613	39	55561	41	56115	62	56510	59	61358	85	76980	86
54006	40	54494	39	54543	39	54614	39	55562	41	56116	62	56511	59	62382	84	76983	86
54010	42	54495	39	54544	39	54615	39	55590	41	56117	62	56519	59	70015	49	76984	86
54030	41	54496	39	54545	39	54616	39	56000	58	56118	62	56520	59	70020	49	76985	86
54111	40	54497	39	54546	39	54617	39	56001	58	56119	62	56521	59	70023	49	76986	86
54112	40	54498	39	54547	39	54618	39	56002	58	56120	62	56522	59	70028	49	77250	86
54113	40	54499	39	54549	39	54619	39	56003	58	56121	62	56523	59	70030	49	77251	86
54114	40	54500	39	54550	39	54620	39	56004	58	56122	62	56524	59	70034	49	77729	86
54115	40	54501	39	54551	39	54621	39	56005	58	56123	62	56525	59	70045	49	80011	46
54116	40	54502	39	54552	39	54622	39	56006	58	56128	62	56526	59	70046	49	80012	46
54117	40	54503	39	54553	39	54624	39	56007	58	56129	62	56527	59	70047	49	80013	46
54118	40	54504	39	54554	39	54626	41	56008	58	56130	62	56528	59	70050	49	80014	46
54119	40	54505	39	54555	39	54627	41	56009	58	56131	62	56529	59	70051	49	80015	46
54120	40	54506	39	54556	39	54628	41	56010	58	56132	62	56530	59	70056	49	80016	46
54121	40	54507	39	54557	39	54629	41	56011	58	56133	62	56531	59	70057	49	80017	46
54148	40	54508	39	54558	39	54631	41	56012	58	56134	62	56532	59	70058	49	80018	46
54149	40	54509	39	54559	39	54633	40	56013	58	56135	62	56533	59	70060	49	80019	46
54150	40	54510	39	54560	39	54634	40	56014	58	56140	62	56534	59	70061	49	80020	46
54151	40	54513	39	54566	39	54635	40	56015	58	56141	62	56535	59	70064	49	80021	46
54152	40	54514	39	54586	39	54646	39	56016	58	56142	62	56536	59	70065	49	80022	46
54153	40	54515	39	54587	39	54647	39	56017	58	56143	62	56537	59	70066	49	80023	46
54154	40	54516	39	54588	39	54659	39	56027	58	56148	62	56538	59	70067	49	80024	46
54155	40	54517	39	54589	39	54670	39	56028	58	56149	62	56539	59	70110	49	80025	46
54156	40	54518	39	54590	39	54671	39	56029	58	56150	62	56540	59	70111	49	80026	46
54157	40	54519	39	54591	39	54682	39	56030	58	56151	62	56541	59	70112	49	80027	46
54158	40	54520	39	54592	39	54683	39	56031	58	56181	62	56542	59	70113	49	80028	46
54464	39	54521	39	54593	39	54707	39	56032	58	56182	62	56543	59	70114	49	80038	47
54473	39	54522	39	54594	39	54715	39	56033	58	56183	62	56544	59	70170	49	80039	47
54476	39	54523	39	54595	39	54765	39	56034	58	56184	62	56545	59	70171	49	80040	47
54477	39	54524	39	54596	39	55478	39	56035	58	56185	62	56546	59	70172	49	80041	47
54478	39	54525	39	54597	39	55541	41	56100	62	56186	62	56547	59	70174	49	80042	47
54479	39	54528	39	54598	39	55542	41	56101	62	56187	62	56548	59	70175	49	80043	47
54480	39	54529	39	54599	39	55543	41	56102	62	56188	62	56558	59	70176	49	80044	47
54481	39	54530	39	54601	39	55544	41	56103	62	56189	62	56559	59	70178	49	80045	47

Index By Item Code

Item Code	Page	Item Code	Page	Item Code	Page	Item Code	Page	Item Code	Page	Item Code	Page	Item Code	Page	Item Code	Page
80075	46	99516	64	99583	64										
80076	46	99517	64	99586	64										
80078	47	99518	64	99589	64										
80079	47	99519	64	99590	64										
80090	47	99520	64	99591	64										
80099	46	99521	64	99592	64										
80100	46	99522	64	99593	64										
80110	46	99523	64	99594	64										
80111	46	99525	64	99597	64										
80150	46	99529	64	99598	64										
80201	46	99531	64	99599	64										
80202	46	99535	64	99600	64										
80203	46	99536	64	99601	64										
80204	46	99537	65	99626	65										
99280	66	99538	65	99627	65										
99281	66	99539	65	99648	64										
99282	66	99541	65	99690	65										
99283	66	99542	65	99800	66										
99287	66	99543	65	99818	66										
99288	66	99544	65	99832	66										
99289	66	99546	65	99844	66										
99290	66	99547	65	99855	66										
99295	66	99548	65	99860	66										
99296	66	99551	65	99861	66										
99297	66	99552	65	99966	66										
99301	66	99553	65	99967	66										
99302	66	99554	65	99968	66										
99303	66	99555	65	99969	66										
99304	66	99556	65	99983	66										
99500	64	99560	65	99984	66										
99501	64	99563	65	99985	66										
99502	64	99565	64	99987	66										
99503	64	99566	65	99996	66										
99504	64	99569	65												
99505	64	99570	64												
99506	64	99571	64												
99507	64	99572	65												
99508	64	99573	65												
99509	64	99576	64												
99510	64	99577	64												
99511	64	99578	64												
99512	64	99579	64												
99513	64	99580	64												
99514	64	99581	64												
99515	64	99582	64												



Partners in Productivity

10 Solent Circuit
Baulkham Hills NSW 2153

Phone: +612 8818 2000 Fax: +612 8824 6333

E-mail: salesau@flexco.com

www.flexco.com