

# Segmented Transfer Plates

## Prevent Product Loss at the Transfer Point

Transferring products safely from one belt to another, from belt to chute, or from belt to structure is often one of the biggest problems for material transfer operations. Segmented Transfer Plates from Flexco can help prevent product loss at the transition point, preventing potential damage to the product as well as the belt and conveyor structure. Bright yellow segments snap onto the mounting bar to accommodate belts up to 1500 mm (60") wide and gaps from 100 mm to 250 mm (4" to 10"). A Segmented Transfer Plate design with a narrower support bar is also available for smaller pulley to pulley gaps from 38 mm to 75 mm (1.5" to 3").



Provides a **smooth transition** at the transfer point.



HDPE segments lock together and provide a low coefficient of friction so **product slides easily across the transfer**.


### Features and Benefits:

- Bright yellow color makes segments easy to monitor for replacement.
- Compatible with both endless and mechanical belt splices.
- Ideal for package handling and airport applications.
- Precision-molded segments ensure accurate fit of transfer in gap.
- Durable HDPE segments ensure long term protection.

Patent 9,663,306 and Other Patents Pending

## SEGMENTED TRANSFER PLATES

### 100-250 mm (4-10") Gaps



Bridge segment for belt to chute or slide applications.



Segments are available in 1 inch increments from 50 mm to 125 mm (2" to 5") lengths.



Different segment lengths can be paired together to provide options for offset mounting to accommodate structure variations.



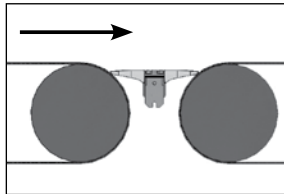
Bar Mounted Segments are easy to install and quickly release under pressure of trapped objects.



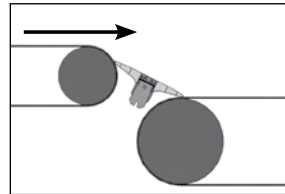
The two piece mounting bracket allows for easy mounting and removal.

### How To Order

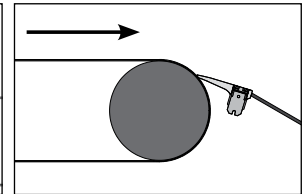
1. Specify belt width. Mounting bar is 50 mm (2") longer than specified belt width.
2. Determine transfer size required.
3. Determine mounting bar location and if offset is required.



**For horizontal to horizontal belt applications.**  
Measure distance between pulleys at a point no more than 25% of the pulley diameter (including belt thickness) down from the crown of both pulleys.



**For waterfall applications.**  
Measure distance from about 45° from the top of the upper pulley to the top point on the lower pulley.



**For belt to chute or slide applications.**  
On pulley side, position no higher than 12 mm (1/2") below the crown with bridge segment positioned roughly 3 to 12 mm (1/8" to 1/2") above the top of the chute or slide back wall.

#### For Horizontal to Horizontal or Waterfall Applications and Gaps from 100 mm to 250 mm (4" to 10")

Transfer Width	Mounting Bar Offset		Belt Widths										
			610 mm (24")		914 mm (36")		1067 mm (42")		1219 mm (48")		1524 mm (60")		
			Item Code	Ordering Number	Item Code	Ordering Number	Item Code	Ordering Number	Item Code	Ordering Number	Item Code	Ordering Number	
102	4"	none	56100	TGB-4/102-2/2-24/610	56101	TGB-4/102-2/2-36/914	56181	TGB-4/102-2/2-42/1067	56102	TGB-4/102-2/2-48/1219	56103	TGB-4/102-2/2-60/1524	
127	5"	13	0.5"	56104	TGB-5/127-2/3-24/610	56105	TGB-5/127-2/3-36/914	56182	TGB-5/127-2/3-42/1067	56106	TGB-5/127-2/3-48/1219	56107	TGB-5/127-2/3-60/1524
		25	1.0"	56108	TGB-6/152-2/4-24/610	56109	TGB-6/152-2/4-36/914	56183	TGB-6/152-2/4-42/1067	56110	TGB-6/152-2/4-48/1219	56111	TGB-6/152-2/4-60/1524
152	6"	none	56112	TGB-6/152-3/3-24/610	56113	TGB-6/152-3/3-36/914	56184	TGB-6/152-3/3-42/1067	56114	TGB-6/152-3/3-48/1219	56115	TGB-6/152-3/3-60/1524	
		38	1.5"	56116	TGB-7/178-2/5-24/610	56117	TGB-7/178-2/5-36/914	56185	TGB-7/178-2/5-42/1067	56118	TGB-7/178-2/5-48/1219	56119	TGB-7/178-2/5-60/1524
178	7"	13	0.5"	56120	TGB-7/178-3/4-24/610	56121	TGB-7/178-3/4-36/914	56186	TGB-7/178-3/4-42/1067	56122	TGB-7/178-3/4-48/1219	56123	TGB-7/178-3/4-60/1524
		25	1.0"	56128	TGB-8/203-3/5-24/610	56129	TGB-8/203-3/5-36/914	56187	TGB-8/203-3/5-42/1067	56130	TGB-8/203-3/5-48/1219	56131	TGB-8/203-3/5-60/1524
203	8"	none	56132	TGB-8/203-4/4-24/610	56133	TGB-8/203-4/4-36/914	56188	TGB-8/203-4/4-42/1067	56134	TGB-8/203-4/4-48/1219	56135	TGB-8/203-4/4-60/1524	
		13	0.5"	56140	TGB-9/229-4/5-24/610	56141	TGB-9/229-4/5-36/914	56189	TGB-9/229-4/5-42/1067	56142	TGB-9/229-4/5-48/1219	56143	TGB-9/229-4/5-60/1524
229	9"	13	0.5"	56140	TGB-9/229-4/5-24/610	56141	TGB-9/229-4/5-36/914	56189	TGB-9/229-4/5-42/1067	56142	TGB-9/229-4/5-48/1219	56143	TGB-9/229-4/5-60/1524
254	10"	none	56148	TGB-10/254-5/5-24/610	56149	TGB-10/254-5/5-36/914	56190	TGB-10/254-5/5-42/1067	56150	TGB-10/254-5/5-48/1219	56151	TGB-10/254-5/5-60/1524	

#### For Belt to Chute or Slide Applications and Gaps from 75 mm to 150 mm (3" to 6")

Transfer Width	Mounting Bar Offset		Belt Widths										
			610 mm (24")		914 mm (36")		1067 mm (42")		1219 mm (48")		1524 mm (60")		
			Item Code	Ordering Number	Item Code	Ordering Number	Item Code	Ordering Number	Item Code	Ordering Number	Item Code	Ordering Number	
76	3"	12	0.5"	56206	TGB-3/76-2/B-24/610	56207	TGB-3/76-2/B-36/914	56208	TGB-3/76-2/B-42/1067	56209	TGB-3/76-2/B-48/1219	56210	TGB-3/76-2/B-60/1524
102	4"	25	1.0"	56211	TGB-4/102-3/B-24/610	56212	TGB-4/102-3/B-36/914	56213	TGB-4/102-3/B-42/1067	56214	TGB-4/102-3/B-48/1219	56215	TGB-4/102-3/B-60/1524
127	5"	38	1.5"	56216	TGB-5/127-4/B-24/610	56217	TGB-5/127-4/B-36/914	56218	TGB-5/127-4/B-42/1067	56219	TGB-5/127-4/B-48/1219	56220	TGB-5/127-4/B-60/1524
152	6"	51	2.0"	56221	TGB-6/152-5/B-24/610	56222	TGB-6/152-5/B-36/914	56223	TGB-6/152-5/B-42/1067	56224	TGB-6/152-5/B-48/1219	56225	TGB-6/152-5/B-60/1524


## SEGMENTED TRANSFER PLATES

### 38-75 mm (1.5 to 3") Gaps

A Segmented Transfer Plate option is available for narrower gaps from 38 mm to 75 mm (1.5" to 3").



Combinations of paired segments lock together inside the support bar to create the span required for the application.



**Raised Ribs help reduce the surface friction** on the shorter transitions – especially important for the consistency in metered spacing when lighter parcels and packages are being conveyed.

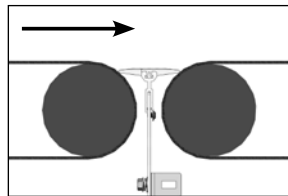


Easy to configure mounting plates provide **flexibility in installation options.**

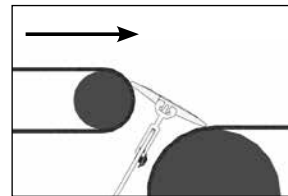


### How To Order

1. Specify belt width. Mounting bar is 50 mm (2") longer than specified belt width.
2. Determine transfer size required.
3. Determine mounting bar location.
4. Segmented Transfer Plate 38 to 75 mm (1.5" to 3") gaps are not recommended for belt to chute/slide applications.



**For horizontal to horizontal belt applications.**  
Measure distance between pulleys at a point no more than 25% of the pulley diameter (including belt thickness) down from the crown of both pulleys.



**For waterfall applications.**  
Measure distance from about 45° from the top of the upper pulley to the top point on the lower pulley.

#### For Horizontal to Horizontal or Waterfall Applications and Gaps from 38 mm to 75 mm (1.5" to 3")


Transfer Width		Mounting Bar Offset		Belt Widths							
				610 mm (24")		914 mm (36")		1067 mm (42")			
mm	in	mm	in	Item Code	Ordering Number	Item Code	Ordering Number	Item Code	Ordering Number		
38	1.5"	none		56227	TGB-1.5/38-.75/.75-24/610	56228	TGB-1.5/38-.75/.75-36/914	56229	TGB-1.5/38-.75/.75-42/1067		
44	1.75"	3.2	0.125"	56232	TGB-1.75/44-1/.75-24/610	56233	TGB-1.75/44-1/.75-36/914	56234	TGB-1.75/44-1/.75-42/1067		
51	2.0"	none		56237	TGB-2/51-1/1-24/610	56238	TGB-2/51-1/1-36/914	56239	TGB-2/51-1/1-42/1067		
57	2.25"	9.5	0.375"	56242	TGB-2.25/57-1.5/.75-24/610	56243	TGB-2.25/57-1.5/.75-36/914	56244	TGB-2.25/57-1.5/.75-42/1067		
64	2.5"	6.4	.250"	56247	TGB-2.5/64-1.5/1-24/610	56248	TGB-2.5/64-1.5/1-36/914	56249	TGB-2.5/64-1.5/1-42/1067		
76	3.0"	none		56252	TGB-3/76-1.5/1.5-24/610	56253	TGB-3/76-1.5/1.5-36/914	56254	TGB-3/76-1.5/1.5-42/1067		

#### For Horizontal to Horizontal or Waterfall Applications and Gaps from 38 mm to 75 mm (1.5" to 3")

Transfer Width		Mounting Bar Offset		Belt Widths			
				1219 mm (48")		1524 mm (60")	
mm	in	mm	in	Item Code	Ordering Number	Item Code	Ordering Number
38	1.5"	none		56230	TGB-1.5/38-.75/.75-48/1219	56231	TGB-1.5/38-.75/.75-60/1524
44	1.75"	3.2	0.125"	56235	TGB-1.75/44-1/.75-48/1219	56236	TGB-1.75/44-1/.75-60/1524
51	2.0"	none		56240	TGB-2/51-1/1-48/1219	56241	TGB-2/51-1/1-60/1524
57	2.25"	9.5	0.375"	56245	TGB-2.25/57-1.5/.75-48/1219	56246	TGB-2.25/57-1.5/.75-60/1524
64	2.5"	6.4	.250"	56250	TGB-2.5/64-1.5/1-48/1219	56251	TGB-2.5/64-1.5/1-60/1524
76	3.0"	none		56255	TGB-3/76-1.5/1.5-48/1219	56256	TGB-3/76-1.5/1.5-60/1524



## Unique, patented design



**Easy to install:** Mount the Hitch Guard to your conveyor with simple brackets and hardware, then install segments with a light mallet tap.



**Snap-fit design:** The 76 mm (3") segments are designed to release under pressure if small objects become lodged between belt and segments.

## Hitch Guard

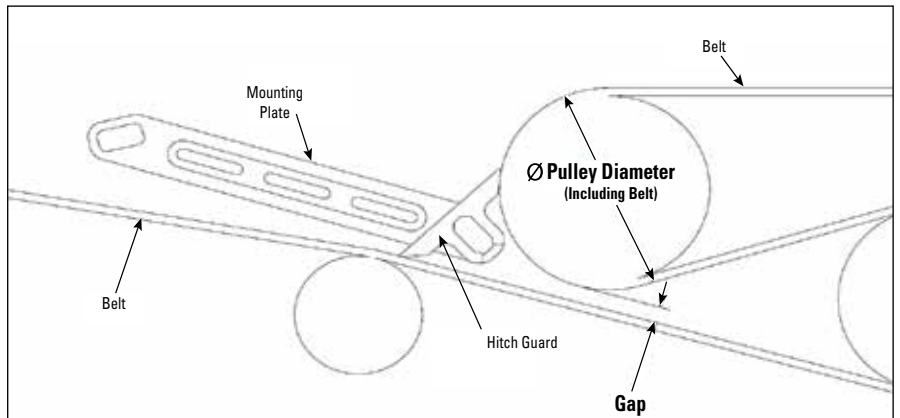
The Hitch Guard from Flexco is engineered to provide a smooth transition of product over the conveyor hitch. The Hitch Guard prevents small objects from becoming lodged in the hitch which can cause longitudinal conveyor belt tears, damage to conveyed products, and costly periods of unscheduled downtime. Designed to permit individual segments to release from the support bar, objects are quickly dislodged while remaining segments stay secured for continued operation.

Choose from a Universal Mounting System that fits most applications or a Scanner Eye Mounting System that doesn't interfere with electronic scanner eyes, but still keeps hitch protected.

Each Hitch Guard comes with a specially designed gauge for proper positioning in the hitch allowing for optimal installation and performance. See Hitch Guard Installation Specifications chart below to determine if the Flexco Hitch Guard is appropriate for your conveyor hitch.

### Hitch Guard Installation Specifications

Pulley Diameter (including belt)	63.5 mm 2.5 in	76.2 mm 3.0 in	88.9 mm 3.5 in	101.6 mm 4.0 in	114.3 mm 4.5 in	127 mm 5.0 in	139.7 mm 5.5 in	152.4 mm 6.0 in	165.1 mm 6.5 in
Minimum Gap Required	20.32 mm 0.8 in	12.7 mm 0.5 in	2.54 mm 0.1 in	0	0	0	0	0	0
Maximum Gap	40.64 mm 1.6 in	35.56 mm 1.4 in	30.48 mm 1.2 in	25.4 mm 1.0 in	20.32 mm 0.8 in	15.24 mm 0.6 in	10.16 mm 0.4 in	5.08 mm 0.2 in	0



### Hitch Guard Ordering Information

Maximum Conveyor Width	Universal Mounting Bracket		Scanner Eye Mounting Bracket			
	mm	in	Ordering Number	Item Code	Ordering Number	Item Code
900	36"	HITCHGD-V3-KIT-36IN	04442		HITCHGD-V1-KIT-36IN	04322
1050	42"	HITCHGD-V3-KIT-42IN	04443		HITCHGD-V1-KIT-42IN	04321
1200	48"	HITCHGD-V3-KIT-48IN	04444		HITCHGD-V1-KIT-48IN	04320
1500	60"	HITCHGD-V3-KIT-60IN	04445		HITCHGD-V1-KIT-60IN	04319
1800	72"	HITCHGD-V3-KIT-72IN	04988		HITCHGD-V1-KIT-72IN	04973

Authorised Distributor:

2 Woodlands Sector 1 • #01-21 • Woodlands Spectrum I • Singapore 738068  
Tel: +65-6484-1533 • Fax: +65-6484-1531 • E-mail: [asiasales@flexco.com](mailto:asiasales@flexco.com)

Visit [www.flexco.com](http://www.flexco.com) for other Flexco locations and products.

©2017 Flexible Steel Lacing Company. 10-23-17. For reorder: X4480

