
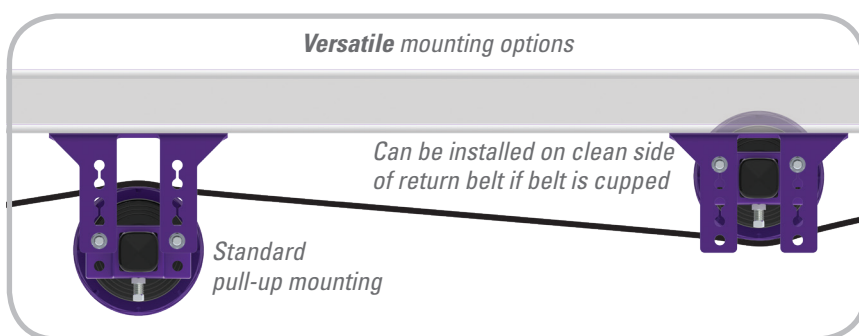



PTEZ™ Belt Trainers

Simple Yet Superior Belt Tracking Performance

The PTEZ™ Belt Trainer provides Flexco yet another high-performance tracking idler at an economical price point. Employing our unique "Pivot and Tilt" feature using our patented PTEZ mechanism, the unit responds and compensates immediately to belt misalignment using the tapered end roller profile to engage the training action. This ensures that the belt stays away from the structure and the material stays on the belt without the use of sensor or edge rollers. As a result, the PTEZ may be used in nearly any application to provide tracking and prevent damage to the belt or structure.



Features and Benefits

- **Works in multiple applications.** Single-direction and reversing belts. Wet or dry conditions. Belts with edge damage or wear. Belts mistracking to one or both sides. Mechanically fastened or vulcanised belts.
- **Easy ordering and installation.** Enhanced to meet instant demands for training solutions, the PTEZ is available on a short lead time. The simple brackets and component construction also ensure a quick and easy installation.
- **Simplified offering.** Standard-duty available for belt widths 450 to 1200mm (18" to 48"). Heavy-duty available for belt widths 1050 to 2100mm (42" to 84").

www.flexco.com



PTEZ™ Belt Trainer

Specifications and Guidelines

Maximum Belt Speed: 5 m/s (1000 FPM)
Temperature Rating: -30° C to 71° C (-20° F to 180° F)
Belt Direction: One-Way or Reversing
Available for Belt Widths:
 Standard-Duty: 450 to 1200mm (18" to 48")
 Heavy-Duty: 1050 to 2100mm (42" to 84")

Roller Material: 70 durometer polyurethane
Mounting Adjustability:
 Horizontal: Belt width +229 to 381mm (9" to 15")
 Vertical: 120mm (4-3/4")
Application Range: Standard-Duty belts up to 1600 PIW max tension.
 Heavy-Duty belts up to 2400 PIW max tension.

Ordering Information

PTEZ™ Belt Trainer					
Belt Width		Roller Width		Ordering Number	Item Code
mm	in.	mm	in.		
450	18	470	18 3/4	PTEZ-18	90265
600	24	620	24 3/4	PTEZ-24	90266
750	30	770	30 3/4	PTEZ-30	90267
900	36	920	36 3/4	PTEZ-36	90268
1050	42	1070	42 3/4	PTEZ-42	90269
1200	48	1220	48 3/4	PTEZ-48	90270


Lead time: 1 working day

HD PTEZ™ Belt Trainer					
Belt Width		Roller Width		Ordering Number	Item Code
mm	in.	mm	in.		
1050	42	1070	42 3/4	PTEZHD-42/1050	90616
1200	48	1220	48 3/4	PTEZHD-48/1200	90617
1350	54	1370	54 3/4	PTEZHD-54/1350	90618
1400	56	1420	56 3/4	PTEZHD-56/1400	90795
1500	60	1520	60 3/4	PTEZHD-60/1500	90619
1600	64	1620	64 3/4	PTEZHD-64/1600	90796
1800	72	1820	72 3/4	PTEZHD-72/1800	90620
2000	80	2020	80 3/4	PTEZHD-80/2000	90797
2100	84	2120	84 3/4	PTEZHD-84/2100	90621

Lead time: 1 working day

HD PTEZ™ UG Belt Trainer					
Belt Width		Roller Width		Ordering Number	Item Code
mm	in.	mm	in.		
1050	42	1070	42 3/4	PTEZHD-42/1050-UG	90798
1200	48	1220	48 3/4	PTEZHD-48/1200-UG	90799
1350	54	1370	54 3/4	PTEZHD-54/1350-UG	90800
1500	60	1520	60 3/4	PTEZHD-60/1500-UG	90801
1800	72	1820	72 3/4	PTEZHD-72/1800-UG	90802

Lead time: 1 working day



Conveyor Criteria	Belt Positioner™	PTEZ™	PT Smart™	Heavy Duty PTEZ™	PT Max™	Heavy Duty PT Max™	Super Duty PT Max™
Top side mistracking	No	No	No	No	Yes	Yes	Yes
Return side mistracking	Yes	Yes	Yes	Yes	Yes	Yes	Yes
Reversing	Yes	Yes	No	Yes	No	No	No
Belt mistracking to one side	Better	Better	Better	Better	Better	Better	Better
Belt mistracking to both sides	Acceptable	Better	Best	Better	Best	Best	Best
Inconsistent tracking problem	Good	Better	Best	Better	Best	Best	Best
Belt is cupped (heavy)	Best ‡	Better ‡	Better	Better ‡	Better	Better	Better
Belt has edge damage	Best	Best	Good	Best	Good	Good	Good
Ease of Installation	Best	Better	Good	Better	Good	Good	Good
Belt has low running tension (150-300 PIW)	Good	Good	Good	Good	Good	N/A	N/A
Belt has medium running tension (300-1600 PIW)	Better	Better	Better	Better	Best	Best	Best
Belt has high running tension (1600+ PIW)	N/A	N/A	N/A	Good	Better	Best	Best
Approx. "upstream" effect*Δ	15 M (50')	6 M (20')	6 M (20')	6 M (20')	15 M (50')	15 M (50')	15 M (50')
Approx. "downstream" effect*Δ	15 M (50')	30 – 36 M (100' – 120')	36 – 45 M (120' – 150')	30 – 36 M (100' – 120')	45 – 61 M (150' – 200')	45 – 61 M (150' – 200')	45 – 61 M (150' – 200')

‡ Installed on the clean side of the return belt
 * Typical results; actual results may vary
 Δ Disc idlers have the potential to reduce these numbers

Authorized Distributor:

2 Woodlands Sector 1 • #01-21 • Woodlands Spectrum I • Singapore 738068
 Tel: +65-6484-1533 • Fax: +65-6484-1531 • E-mail: asiasales@flexco.com

Visit www.flexco.com for other Flexco locations and products.

©2018 Flexible Steel Lacing Company. 12/12/18. For reorder: X4243

