

State-of-the-Art Endless Splicing Technology

Creating a perfect endless splice can be challenging – especially when every second of downtime is costing you money. With the Novitool[®] Aero[®] Splice Press, endless belt splicing just got easier, faster, and more consistent. The Aero Press is ideal for splicing lightweight, thermoplastic belting, and with cycle times as short as 8 minutes, the Aero allows your belt to be up and running fast, helping you minimize downtime and maximize productivity.

Quick Cycle Time

- Short cycle time of 8-12 minutes
- Forced air cooling in both top and bottom beams, along with fast cycle times allows the press to be used in a high volume belt shop splicing environment
- Portability, easy set up, and short splice time allows for on-site splicing with little downtime

Easy to Program

- Intuitive, easy to navigate HMI controls
- Over 1,000 splice recipes can be stored on the press

High Quality Splices

- Flexco has designed and constructed the press with the latest technology to ensure the finished splice is the highest quality for splice longevity
- Storage and retrieval of splice recipes ensures they are consistently used from operator to operator, and from tool to tool, for any specified splice parameter

- ✓ Internal Controls
- ✓ Internal Air Compressor
- ✓ Internal Top & Bottom Air Cooling Fans



Patent number: US 9,090,022 B1 and other Patents Pending

Intuitive HMI Controls

The Human Machine Interface (HMI) controls and simple menu navigation allows users to enter or access splice parameters with ease.


- Scroll through and select text using the convenient rotary dial
- 4 lines of text display on screen
- Menus are simple and intuitive
- All splice parameters are managed through the single control
 - ▷ Top temperature
 - ▷ Bottom temperature
 - ▷ Pressure
 - ▷ Time
 - ▷ Preheat
 - ▷ Cool down temperature
 - ▷ Recipe storage and access




Programming the Aero® Press is particularly easy with an HMI control panel, and the intuitive scroll through navigation means you'll be producing your first high quality splice in no time.



*An exclusive feature of the Aero® is the ability to **store over 1,000 recipes** on the press.*



***Integrated Air Cooling** – cooling fans are positioned in both **top and bottom** beams, reducing cool down time after splice is complete. **Average splice times of 8-12 minutes** can be expected.*



***Wide Effective Heat Zone** of 150 mm allows for easy positioning of the splice within the press.*

***For easier handling** in the workshop, the Aero® Workshop Stand is available for press widths 625, 925, and 1225. Using the stand helps improve workshop efficiency, yet the press is easily removed from the stand for job site use.*



NOVITOOL® AERO® Splice Press



Ability to set **independent temperatures** of top and bottom heating elements to ensure optimal splice.



The Aero Press **accommodates multiple voltages** based on the power cord selected. Refer to the chart below.

Aero® Voltage Compatibility						
VOLTAGE	625	925	1225	1525	1835	2135
110V 1PH	X	X	X			
230V 1PH	X	X	X	X	X	X
230V 3PH	X	X	X	X	X	X
400V+N3PH	X	X	X	X	X	X
400V 3PH				X	X	X
460V 3PH				X	X	X



Portable storage case makes transport easy and includes storage for power cords. Shallow bottom makes it easy to remove larger presses.



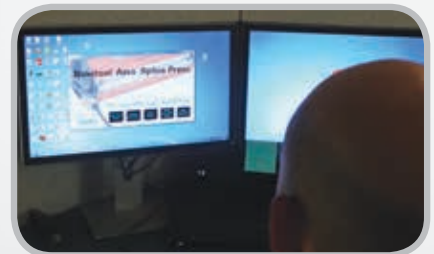
Designed to Meet Stringent Safety Requirements, The Novitool® Aero® has been assessed by an independent company to meet CE requirements for high safety, health, and environmental protection, demonstrating the Flexco level of commitment to both Safety and Quality for our customers.

Aero® Recipe Management Tool

The proprietary Flexco Aero® Recipe Management Tool makes it easy to import, create, or modify recipes. Recipes can then be exported from the tool and transferred to your press via a USB flash drive. Users with multiple presses can quickly load the same set of recipes to all of their equipment.



99 recipes can be input and stored directly on the press, while 990 additional recipes can be input through the Aero Recipe Management Tool on your computer and transferred to the press via a USB flash drive.



The Recipe Tool allows for easy entry and modification of recipes. Recipes can be categorized in "Groups" for quick access.



Load saved recipes to ensure consistent, high quality splice performance, regardless of which technician is operating the press.



NOVITool® AERO® Splice Press

Aero® Ordering Information

Belt Width		Ordering Number	Item Code
in	mm		
24	625	AERO-625	09000
36	925	AERO-925	09001
48	1225	AERO-1225	09002
60	1525	AERO-1525	09003
72	1835	AERO-1835	09004
84	2135	AERO-2135	09005



Aero® Tool Specifications

Specifications	Aero® 625	Aero® 925	Aero® 1225	Aero® 1525	Aero® 1835	Aero® 2135
Effective splice length	24.6" / 625 mm	36.4" / 925 mm	48.2" / 1225 mm	60" / 1525 mm	72.2" / 1835 mm	84" / 2135 mm
Effective splice width	6" / 150 mm	6" / 150 mm	6" / 150 mm	6" / 150 mm	6" / 150 mm	6" / 150 mm
Upper weight	40.2 lbs (18.23 kg)	54.2 lbs (24.6 kg)	67 lbs (30.4 kg)	96.2 lbs (43.6 kg)	110.2 lbs (50 kg)	124.8 lbs (56.6 kg)
Lower weight	45.8 lbs (20.8 kg)	59.1 lbs (26.8 kg)	72.9 lbs (33.1 kg)	100.8 lbs (45.7 kg)	115.9 lbs (52.6 kg)	132.3 lbs (60 kg)
Total weight	87.9 lbs (39.9 kg)	116.2 lbs (52.7 kg)	143.7 lbs (65.2 kg)	201.6 lbs (91.5 kg)	231.7 lbs (105 kg)	263.2 lbs (119.4 kg)
Length	32.5" / 825 mm	44.3" / 1125 mm	56.1" / 1425 mm	67.9" / 1725 mm	79.7" / 2025 mm	91.5" / 2325 mm
Height upper part	6.3" / 160 mm	6.3" / 160 mm	6.3" / 160 mm	7.3" / 185 mm	7.3" / 185 mm	7.3" / 185 mm
Height lower part	3.3" / 85 mm	3.3" / 85 mm	3.3" / 85 mm	5.5" / 140 mm	5.5" / 140 mm	5.5" / 140 mm
Overall height	9.6" / 245 mm	9.6" / 245 mm	9.6" / 245 mm	12.8" / 325 mm	12.8" / 325 mm	12.8" / 325 mm
Max. pressure	28 psi / 2 bar	28 psi / 2 bar	28 psi / 2 bar	28 psi / 2 bar	28 psi / 2 bar	28 psi / 2 bar
Max. temperature	392 °F / 200 °C	392 °F / 200 °C	392 °F / 200 °C	392 °F / 200 °C	392 °F / 200 °C	392 °F / 200 °C
Temperature ratings	-20C to +40C Operating -25C to +50C Storage	-20C to +40C Operating -25C to +50C Storage	-20C to +40C Operating -25C to +50C Storage	-20C to +40C Operating -25C to +50C Storage	-20C to +40C Operating -25C to +50C Storage	-20C to +40C Operating -25C to +50C Storage
Transport dimensions	41" x 18" x 19.4" 1024 mm x 456 mm x 492 mm	52" x 18" x 19.4" 1324 mm x 456 mm x 492 mm	64" x 18" x 19.4" 1624 mm x 456 mm x 492 mm	75.7" x 18" x 20.8" 1924 mm x 456 mm x 527 mm	87.6" x 18" x 20.8" 2224 mm x 456 mm x 527 mm	99.4" x 18" x 20.8" 2524 mm x 456 mm x 527 mm

Aero® Power Compatibility and Power Cord Specifications

Power	625	925	1225	1525	1835	2135	Plug End	Ordering Number	Item Code
1ph 110V, 15A	R	N/A	N/A	N/A	N/A	N/A		AERO-G3-CBL-110V1PH-N5-15	09006
1ph 110V, 20A	R	R	R	N/A	N/A	N/A		AERO-G3-CBL-110V1PH-N5-20	09007
1ph 110V, 20A	R	R	R	N/A	N/A	N/A	N/A	AERO-G3-CBL-110V1PH	09364
1ph 230V, 30A	F	F	F	F	R	R	N/A	AERO-G3-CBL-230V1PH	09365
1ph 230V, 30A	F	F	F	F	R	R		AERO-G3-CBL-230V1PH-NL6-30	09010
3ph 230V, 20A	F	F	F	R	R	R		AERO-G3-CBL-230V3PH-NL15-20	09011
3ph 230V, 30A	F	F	F	F	R	R		AERO-G3-CBL-230V3PH-L15-30	09020
3ph 460V	N/A	N/A	N/A	F	F	F		AERO-G3-CBL-460V3PH-L16-30	09014
3ph 230V, 16A	F	F	F	R	R	R	N/A	AERO-G3-CBL-230V3PH	09366
3ph 440V 460V, 30A	N/A	N/A	N/A	F	F	F	N/A	AERO-G3-CBL-400V460V3PH	09367

(F= full power operation, R= reduced power operation)

Authorized Distributor:

2525 Wisconsin Avenue • Downers Grove, IL 60515-4200 • USA
Tel: (630) 971-0150 • Fax: (630) 971-1180 • E-mail: info@flexco.com

Visit www.flexco.com for other Flexco locations and products.

©2017 Flexible Steel Lacing Company, 12/13/17. For reorder: X4215

