



# 41998 Guide Block

## Switching Guideblock Between R8 and R9 Fasteners


### Instructions




1. Original R8 guide position.




2. Remove 2 socket head cap screws using 1/4" Allen wrench.




3. Flip block 180°.



4. Reattach guide using original socket head cap screws.



5. Final R9 guide position.



6. Check to make sure holes line up between guideblock and MSRT.



2525 Wisconsin Avenue • Downers Grove, IL 60515-4200 USA  
Tel: 1-630-971-0150 • Fax: 1-630-971-1180 • E-mail: info@flexco.com

Visit [www.flexco.com](http://www.flexco.com) for other Flexco locations and products.

©2012 Flexible Steel Lacing Company. 12-13. For Reorder: X3033

