

900 SERIES* Belt Cutter

Safely and Accurately Cuts Belts Up To 1-1/2" (38 mm)

Advanced features allow the 900 Series* Belt Cutter to achieve accurate cuts, every time:

- Robust blade design is guided at the top to ensure perpendicular cuts
- Single-sided clamp feature allows belt to fall free from cutting edge for reduced operator effort
- Integrated belt grip surface with gentle serrations for added clamping strength
- Cambered bottom beam provides uniform clamping force across the entire belt width



Safer.

As with all Flexco Safe™ products, the 900 Series Belt Cutter has been designed for operator safety. The blade is totally enclosed during the entire cutting process and is safely stored within the cutter when not in use. The unique “T” top blade design also helps protect users from injury. Users can safely and easily cut thick and/or hard carcass belts up to 1-1/2” (38 mm) thick due to advancements in blade technology.

Easier.

With minimal catch points, the 900 Series Cutter slides easily into position and the upper clamp beam is quickly engaged to speed the cutting process. The cut line can be quickly aligned with clear visibility and the torque required to cut the belt is reduced by over 50% compared to other cutters. When the cut is complete, use the quick release clamps to release the top beam by simply depressing a lever.

The 900 Series Cutter is an obvious choice for users who demand accuracy, safety, and speed when preparing belt ends for mechanical belt splicing.

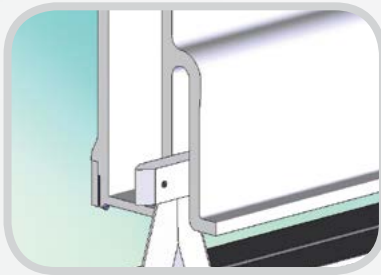
Smarter.

*Patent pending

Features and Benefits



The single-sided clamp feature allows the cut belt to fall free on one side, eliminating the need for the blade to cut through two clamped surfaces, reducing operator effort.



The top of the blade is captured within the extrusion, ensuring that a perpendicular cut is achieved.




Cambered bottom beam and gently serrated grip surface provides maximum clamping force, allowing the blade to cut the belt with precise accuracy.


900 SERIES Belt Cutter

Quick Clamp Feature:

The top clamp beam can be removed quickly by simply depressing the quick release latch. Installing the top clamp beam is even easier – just align the clamp beam in the uprights and allow the beam to drop into position. Final clamping pressure is achieved with a few turns of the pivoting arm Acme threaded screw system for complete engagement of the clamp.



Align the clamp beam in the uprights



Allow the clamp beam to drop into position

Aluminum Content

Aluminum Alloy Type	Percent	
	Mg Magnesium	Ti Titanium
5356	5.5	0.2
6005	0.6	0.1
6061	1.0	0.0
7075	2.5	0.0

Ordering Information

Description	Belt Width		Ordering Number	Item Code
	in.	mm		
Cutter Complete for belts up to 1.5" (38 mm)	36"	900	900936	04143
	48"	1200	900948	04144
	60"	1500	900960	04145
	72"	1800	900972	04146
	84"	2130	900984	04147
	96"	2430	900996	04193
Replacement Blade Kit			900CBK	04149

Authorized Distributor:



2525 Wisconsin Avenue • Downers Grove, IL 60515-4200 • USA
Tel: (630) 971-0150 • Fax: (630) 971-1180 • E-mail: info@flexco.com

Visit www.flexco.com for other Flexco locations and products.

©2009 Flexible Steel Lacing Company. 07-18. For Reorder: X2102

