


# ***TATCH-A-CLEAT***<sup>®</sup>

## Conveyor Belt Cleats and V-Guides



## Welcome to Flexco

From product distribution centers to food processing plants, companies rely on Flexco for belt conveyor fasteners and maintenance solutions that help maximize uptime, productivity, and safety. We offer the most comprehensive selection of quality products in the industry. And we back customers with unsurpassed product and application support.



### The support you need, whenever and wherever you need it

Flexco products are only available through a select network of qualified belting and industrial supply distributors. This worldwide distributor network means we can back our customers with product and application support second to no one.

From cleat selection and installation to troubleshooting, each distributor is equipped and trained to respond to both your day-to-day and emergency needs. They carry comprehensive inventories of cleat and fastener products. Plus, they are experts in all facets of belt conveyor maintenance and support.

[www.flexco.com](http://www.flexco.com)

*For up-to-the-minute information on products, applications, and distributors – as well as late-breaking news and product bulletins – visit our Web site.*

*You'll find links to:*

- *Products*
- *Specification Guidelines*
- *On-line Catalog*
- *Technical Support*
- *Application Stories*
- *Frequently Asked Questions (FAQs)*
- *Product Literature*
- *Global Sales & Distribution Facilities*

*You'll also find helpful links to industry trade show sites.*



# Tatch-A-Cleat®

With our wide selection of Tatch-A-Cleat® belt cleats, pegs, lugs and V-guides, you can restore full carrying capacity to your incline or conveyor belts within minutes – without removing your belt from the conveyor.

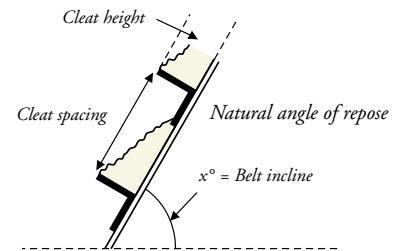
Choose from a wide selection of easily installed cleats, pegs, lugs or V-guides to help:

- Convert flat belts to incline belts
- Maximize carrying capacity
- Prevent material rollback
- Maximize floor space by increasing angles of conveyor incline
- Accommodate specialized counting, sorting or customized conveying applications

Tatch-A-Cleat products are carefully engineered and manufactured from specialized rubber and PVC compounds for a variety of conveyor operations. Plus many Tatch-A-Cleat products can be installed in customized patterns – such as “in trough” or chevron patterns – that match specific application needs. Our complete line of mechanically attached cleats is described in detail on pages 4-9. Bondable cleats are described on pages 4 and 11-14.

Type	Cleat Pattern	Return Rolls	Recommended
In Trough		Split Rolls 	Where cleats are needed only to lock material in place on the conveyor.
Staggered		Squirrel Cage* 	Where drain-off of liquids presents special problems.
Across Belt Width		Self-Cleaning 	Where incline is steep and/or material has high flowability – as with large, round or uniformly sized material.
Curved		Standard Return Rolls 	Where increased load capacity is required with a given belt width, trough, and incline.
Split		Rubber Disc 	Where drain-off is required, and rubber disc-type rolls are available.
Chevron		Standard Return Rolls 	Where drain-off is required, and standard solid return rolls are used.

\*Cleats should be spaced to match the openings in these types of pulleys.



## How to specify the right cleat

### Cleat Height

Size of Material	Belt Incline								
	30°		40°		50°		60°		
in.	mm	in.	mm	in.	mm	in.	mm	in.	mm
8	200	6	150	6	150	6	150	6	150
7	175	6	150	6	150	6	150	6	150
6	150	4	100	4	100	6	150	6	150
5	125	3	75	3	75	4	100	6	150
4	100	2	50	2	50	3	75	4	100
3	75	1-1/2	38	1-1/2	38	2	50	3	75
2	50	1	25	1	25	1-1/2	38	2	50
1	25	5/8	16	5/8	16	1	25	1-1/2	38
1/2	13	5/8	16	5/8	16	5/8	16	1	25

The chart above assumes that conveyed material has a 30° natural angle of repose. For rounded or free-flowing materials with a natural angle of repose of less than 30°, select the cleat corresponding to the next higher material size.

### Cleat Spacing

Size of Material	Belt Incline								
	30°		40°		50°		60°		
in.	mm	in.	mm	in.	mm	in.	mm	in.	mm
6	150	35	875	28	700	21	525	15-3/4	394
4	100	23	575	18-1/2	463	13-1/2	338	10-1/2	263
3	75	17	425	13-1/2	338	10	250	8	200
2	50	12	300	8-1/2	213	6-1/4	156	5	125
1-1/2	38	8-1/2	213	6	150	5	125	4	100
1	25	5-1/2	138	4-1/4	106	2-3/4	69	2-1/2	63
5/8	16	4	100	2-3/4	69	2	50	1-3/4	44

This chart helps identify cleat spacing in an application conveying material with a 20° dynamic angle of repose (30° natural angle of repose). Cleats are assumed to be installed at a right angle to the belt edge. For more free-flowing materials, slightly closer cleat spacing is recommended.

# Cleat Selection and Application

## Mechanically Attached Cleats

Cleats	Compound	Temperature Service Range		Durometer	Abrasion Resistance	Ozone & Weather Resistance	Oil Resistance	Acid Resistance	Toxicity
		F	C						
<b>Tatch-A-Cleat® Model L</b> Light-duty, non-toxic, screw-on. Small parts, sanitary food handling. (Pg. 5)	White and Black Nitrile – FDA Compounds	-40° to 240°	-40° to 116°	90	Good	Good	Excellent	Good	FDA Approved Compound
<b>Tatch-A-Cleat® Model HD</b> General purpose, economical, bolt-on. Mining, construction equipment, recycling, trash-burning, potato harvesting, and handling heavy objects. (Pg. 6)	Black SBR	-40° to 180°	-40° to 82°	70	Excellent	Good	Not Recommended	Fair	Non-toxic
<b>Tatch-A-Cleat® Econo-Cleat®</b> General purpose, economical, bolt-on. Bulk material handling, harvesting and loading equipment. (Pg. 7)	Black EPDM	-70° to 300°	-57° to 149°	80	Very Good	Outstanding	Not Recommended	Excellent	Non-toxic
<b>Tatch-A-Lug®</b> Non-marking, screw-on lug. For elevating cased, boxed, or bagged goods or as positioning stud. (Pg. 8)	Tan Isoprene FDA Compound	-40° to 180°	-40° to 82°	60	Excellent	Fair	Not Recommended	Good	FDA Approved Compound
<b>Tatch-A-Peg™</b> Mechanically attached finger cleats. For elevating round items and produce. (Pg. 8)	Tan Isoprene FDA Compound	-40° to 180°	-40° to 82°	60	Excellent	Fair	Not Recommended	Good	FDA Approved Compound
<b>Tatch-A-Guide®</b> Guides for positive belt tracking. Molded rubber sections screw on to underside of belt to keep belt centered over pulleys. (Pg. 9)	Black Neoprene	-40° to 210°	-40° to 99°	60	Good	Excellent	Good	Good	Non-toxic

## Bondable Cleats

Cleats	Temperature Service Range		Durometer	Abrasion Resistance	Ozone & Weather Resistance	Oil Resistance	Acid Resistance	Toxicity
	F	C						
<b>PVC* (Black &amp; White) - Attached by Heat Weld or Chemical Bond</b>								
<b>T Cleats</b> (Pg. 12)	-20° to 150°	-29° to 66°	70	Fair	Excellent	Fair	Poor	FDA Approved Compound
<b>V-Guides</b> (Available in smooth and notched styles) (Pg. 13)	-20° to 150°	-29° to 66°	70	Fair	Excellent	Fair	Poor	FDA Approved Compound
<b>Scoop Cleats</b> (Pg. 14)	-20° to 150°	-29° to 66°	70	Fair	Excellent	Fair	Poor	FDA Approved Compound
<b>Rubber* (Black &amp; White) - Attached by Chemical Bond or Hot Vulcanization</b>								
<b>T Cleats</b> (Nitrile) (Pg. 12)	-40° to 180°	-40° to 82°	60	Good	Good	Very Good	Poor	FDA Approved Compound
<b>V-Guides</b> (Neoprene) (Pg. 13)	-40° to 210°	-40° to 99°	60	Good	Good	Good	Poor	FDA Approved Compound
<b>Flanges</b> (Neoprene) (Pg. 14)	-40° to 210°	-40° to 99°	45	Good	Good	Very Good	Poor	FDA Approved Compound

\*Custom extruded profiles are available.



# Tatch-A-Cleat® Model L

Tatch-A-Cleat® Model L cleats are ideal for light-duty service in applications such as food processing, industrial conveyors, parts handling and harvesting equipment. Available in five heights from 5/8" (16 mm) to 3" (75 mm).

## Durable, corrosion-resistant material

Model L cleats are made from nitrile, which is a long-life, high-tensile rubber providing superior resistance to the deteriorating effects of hot vegetable or mineral oils. Nitrile also displays excellent resistance to heat, acids, weathering, and aging. This makes the Model L cleat the preferred choice for many food processing and outdoor applications.



## New design features

The fully rounded top of the Model L cleat minimizes the concerns of bruising or marking of the conveyed product. In addition, the Model L cleat has a smooth exterior, which eliminates crevices for material buildup and speeds cleanup. Model L cleats use pressure cups to draw the cleat down, making it an integral part of the belt.

### Tatch-A-Cleat® Model L

10 Cleats/Carion – 24" (610 mm) Lengths  
Durometer – 90

Cleat Height		Min. Pulley Diameter		Fastener Material	Ordering Number	Fastener Material	Ordering Number
in.	mm	in.	mm	Black FDA Nitrile Rubber		White FDA Nitrile Rubber	
5/8	16	2	50	Plated	L5/8-B	Plated	L5/8-W
				Stainless	L5/8-BS	Stainless	L5/8-WS
1	25	2	50	Plated	L1-B	Plated	L1-W
				Stainless	L1-BS	Stainless	L1-WS
1-1/2	38	2	50	Plated	L1-1/2-B	Plated	L1-1/2-W
				Stainless	L1-1/2-BS	Stainless	L1-1/2-WS
2	50	2	50	Plated	L2-B	Plated	L2-W
				Stainless	L2-BS	Stainless	L2-WS
3	75	2	50	Plated	L3-B	Plated	L3-W
				Stainless	L3-BS	Stainless	L3-WS

NOTE: 1/2" (13 mm) screws are furnished "standard." Specify 5/8" (16 mm) screws for belts 5/16" - 7/16" (8 mm - 11 mm) or 3/4" (19 mm) screws for belts 7/16" (11 mm) or thicker.



### Model L Extra Fastener Sets

123/Bag 1/2" (13 mm) #10-24 Machine Screws and Washers

Length		Fastener Material	Ordering Number
in.	mm		
1/2	13	Plated	L1/2-F
		Stainless	L1/2-FS
5/8	16	Plated	L5/8-F*
		Stainless	L5/8-FS*
3/4	19	Plated	L3/4-F**
		Stainless	L3/4-FS**



\* 5/8" (16 mm) screw for belts 5/16" - 7/16" (8 mm - 11 mm).

\*\* 3/4" (19 mm) screw for belts over 7/16" (11 mm).

# Tatch-A-Cleat® Model HD

Tatch-A-Cleat® Model HD is a heavy-duty cleat, engineered to stand up to abrasive, high-impact applications such as mining, agriculture, construction, scrap, trash-burning, and material handling.

## Impact and abrasion resistant

Model HD cleats are manufactured from an abrasion-resistant SBR compound for added durability. In addition, the HD displays high tensile strength and flexibility, so it can be used in troughing conveyors or in applications employing horseshoe, chevron, or crescent patterns. Other features of this cleat include a smooth exterior for quick and easy cleanup, and special sealing edges to lock out dirt and moisture.



## Two heights available

Model HD is available in the standard 1" (25 mm) height, or 2" (50 mm) for applications requiring greater ability to move materials. In addition, the top edges of the HD2 are rounded to prevent bruising of conveyed materials, such as potatoes.

### Tatch-A-Cleat® Model HD

24" (600 mm) Lengths  
Durometer – 70

Cleat Height		Min. Pulley Diameter		Fastener Material	Ordering Number	Cleats/ Carton
in.	mm	in.	mm			
1	25	3	75	Plated	HD1	10
1	25	3	75	Stainless	HD1S	10
2	50	4	100	Plated	HD2	5

NOTE: Model HD cleats are furnished with plated 14 x 1 Type AB fasteners. Specify 1-1/4" (31 mm) screws for belts over 7/16" (11 mm) thick.



HD1



HD2

### Model HD Extra Fastener Sets

123/Bag – Type AB

Length		Fastener Material	Ordering Number
in.	mm		
1	25	Plated	HD1-F
1	25	Stainless	HD1-FS
1-1/4	31	Plated	HD1-1/4-F*



\*For belts 7/16" (11 mm) and over.

# Tatch-A-Cleat® Econo-Cleat®

The long-lasting Econo-Cleat® is an economical option for a wide variety of material conveying, including harvesting and material handling. Available in a choice of application-matched materials: choose specially compounded, high-durability EPDM rubber for excellent resistance to abrasion and the effects of weather; or select PVC for less demanding applications. The design of the Econo-Cleat eliminates the need for separate internal cleat support, so short sections can be butted together to keep remnants to a minimum. And exceptional durability means cleats can be reused after the belt wears out.

## Design helps gently transport product

The shape of the cleat, along with the resilience of the rubber compound, makes Econo-Cleat ideal for gentle handling of grain, fruits, and vegetables where bruising is a concern. Econo-Cleat is securely fastened to the belt with flathead elevator bolts, 1" (25 mm) flat washers, and a hex nut.



No internal support is necessary. Econo-Cleat is designed with a concave bottom which draws tight and seals itself against the belt when fastened.

### Tatch-A-Cleat® Econo-Cleat®

5 Cleats/Carton – 48" (1200 mm) Lengths  
Durometer – 80

Cleat Height		Min. Pulley Diameter		Ordering Number	Ordering Number
in.	mm	in.	mm	w/Hex Nuts	w/Flat Top Nuts
1-1/4	31	3	75	EC1-1/4	EC1-1/4-T
2	50	3	75	EC2	EC2-T
3	75	3	75	EC3	EC3-T
4	100	4	100	EC4	EC4-T
6	150	6	150	EC6*	

\*Two 48" (1200 mm) cleats/carton.

### Economy Cartons

12' (3.6 m) Lengths

Cleat Height		Min. Pulley Diameter		Ordering Number
in.	mm	in.	mm	
<b>EPDM Rubber</b>				
1-1/4	31	3	75	EC1-1/4-C
2	50	3	75	EC2-C
3	75	3	75	EC3-C
4	100	4	100	EC4-C
6	150	6	150	EC6-C
<b>PVC</b>				
1-1/4	31	3	75	EC1-1/4-CPVC
2	50	3	75	EC2-CPVC
3	75	3	75	EC3-CPVC

### Model EC Extra Fastener Sets

For Fasteners:	Ordering Number	Quantity	Fastener Material	Fastener Type
EC1-1/4, EC2, EC3	ECF	61	Steel	Standard
	ECFS	61	Stainless	Standard
	ECFT	61	Steel	Tab Weld
EC4	EC4F	61	Steel	Standard
	EC4FT	61	Steel	Tab Weld
EC6	EC6F	33	Steel	Standard



Standard Fastener



Tab Weld Fastener:  
Excess bolt is removed, providing a lower-profile fastener to avoid bruising of the conveyed product.

# Tatch-A-Cleat® Lugs and Pegs

## Tatch-A-Lug®

When long cleat lengths are not required, Tatch-A-Lug® is an inexpensive but effective solution. Use to elevate cased, boxed, or bagged goods. Non-marking molded isoprene lugs are made of an FDA-approved compound.

**Tatch-A-Lug®**  
Durometer – 60

Lug Height		Min. Pulley Diameter		Ordering Number
in.	mm	in.	mm	
<b>Standard – 25 Lugs/Carton</b>				
1-1/2	38	2	50	LG1-1/2
2	50	2	50	LG2
<b>Economy – 100 Lugs/Carton</b>				
1-1/2	38	2	50	LG1-1/2-C
2	50	2	50	LG2-C

### Tatch-A-Lug® Extra Fasteners

26/Bag 3/4" (19 mm)  
#10-24 Machine Screws and Washers

Fastener Material	Ordering Number
Plated	LG3/4-F
Stainless	LG3/4-FS



## Tatch-A-Peg™

Eliminates rollback of round objects, even on a steep incline with a partially loaded belt. Tatch-A-Peg™ makes it easy to increase belt speed and production without damaging or bruising products.

Tatch-A-Peg eliminates movement once product is on the belt.

It can be installed in any pattern or size to match your application, and can also be positioned to let the belt pass over split or rubber-disc return idlers. Non-marking, molded isoprene, FDA-approved pegs are available in 2" (50 mm) and 3" (75 mm) sizes with a choice of plated or stainless steel fasteners.

### Tatch-A-Peg™

100 Pegs/Carton  
Durometer – 60

Peg Height		Min. Pulley Diameter		Ordering Number
in.	mm	in.	mm	
2	50	2	50	PG2
3	75	2	50	PG3

### Tatch-A-Peg™ Extra Fastener Sets

103/Bag #10-24 Machine Screws and Washers

Peg Height		Screw Length		Fastener Material	Ordering Number
in.	mm	in.	mm		
2	50	1/2	13	Plated	P1/2-F
				Stainless	P1/2-FS
3	75	3/4	19	Plated	P3/4-F
				Stainless	P3/4-FS





# Tatch-A-Cleat® V-Guides and Belt Cutters

## Tatch-A-Guide®

Easy-to-install, V-shaped rubber guides help keep belts centered over split or grooved pulleys. Attached firmly to the underside of the belt, using only a belt punch and screwdriver, Tatch-A-Guide® is a remarkably simple way to solve belt-tracking problems. Intermittent spacing and notched design provide easy flexing over pulleys, and the ends are tapered for self-alignment in grooved pulleys.

Tatch-A-Guide is molded from high-tensile strength neoprene rubber specially compounded for its abrasion and oil resistance. Durable brass inserts vulcanized inside the guides provide secure attachment and a tight seal once installed.

### Tatch-A-Guide®

10 Guides/Cartron  
Durometer – 60

Guide Size	Guide Length		Min. Pulley Diameter		Fastener Material	Ordering Number
	in.	mm	in.	mm		
A	8	200	4	100	Plated	A10
					Stainless	A10S
B	8	200	6	150	Plated	B10
					Stainless	B10S
C	9-1/4	235	8	200	Plated	C10
					Stainless	C10S

### Tatch-A-Guide® Extra Fastener Sets

31/Bag – Machine Screws and Washers

For Guide:	Length		Fastener Material	Ordering Number
	in.	mm		
A10	1/2	13	Plated	G1/2-F
A10S			Stainless	G1/2-FS
B10	5/8	16	Plated	G5/8-F
B10S			Stainless	G5/8-FS
C10	3/4	19	Plated	G3/4-F
C10S			Stainless	G3/4-FS



*One or more guides should engage the drive pulley at all times. To determine the maximum space between each guide section, multiply the smallest pulley diameter by 1.22.*

## Flexco® 840 / Clipper® 845LD Cutters

Make straight, clean and safe cuts with these lightweight and easy-to-use aluminum belt cutters from Flexco. Chain-driven, double-edged safety blade cuts smoothly in either direction. For rubber or PVC belts. Choose the 840 Cutter for belts 3/8" (9.5 mm) to 1" (25 mm) thick, or the 845LD for belts up to 1/2" (13 mm) thick.

Belt Width		Ordering Number	
in.	mm	840	845LD
36	900	840836	845836LD
48	1200	840848	845848LD
60	1500	840860	845860LD
72	1800	840872	845872LD
84	2100	840884	



## Alligator® 300 Series Belt Cutter

For belts of any width up to 1-1/8" (28 mm) thick, the Alligator® 300 Series belt cutter delivers clean, straight cuts quickly and safely. The double-edged blade cuts in either direction. An extra-long blade can also be special ordered for belts up to 1-9/16" (39 mm) thick.

Belt Width		Ordering Number
in.	mm	
12	300	300312
18	450	300318
24	600	300324
30	750	300330
36	900	300336
42	1050	300342
48	1200	300348
60	1500	300360



# Tatch-A-Cleat® Installation Tools

## Flexco® Hand and Power Belt Punches

Hand punches, designed for use with a hammer, are self-clearing and make a true round hole through virtually any belt thickness. Power belt punches, used with 1/2" (13 mm) or 5/8" (16 mm) square drive air or electric impact tools, cut punching time in half. Also requires 1/2" (13 mm) quick-change impact-tool adaptor chuck.

For Cleat Type:	Diameter		Ordering Number	
	in.	mm	Hand	Power
Model L, Econo-Cleat®, Tatch-A-Peg™, Tatch-A-Guide®	1/4	6	P1P	HP1
Model HD	3/8	9.5	P3P	HP3
Quick Change Chuck			5552	



## Flexco® Bolt Breaker

Designed for removing excess bolt from Econo-Cleat® bolt-on cleats. Particularly useful for ECFT fasteners. Two per package.

Ordering Number
110



## Belt Grinder

Quick, easy way to remove top cover or ruff top from belt prior to attaching mechanical or bondable belt cleats. Since the grinder actually cuts rather than burns, there is no gummy residue.


Ordering Number
RB-1



## Far-Pul® Light-Duty Belt Clamps

Specially designed steel clamps draw both belt ends together and hold them in perfect alignment to simplify mechanical cleat installation. Each rod accommodates up to 22" (550 mm) of adjustment. Can be easily operated by one person. For use on belts under 100 ft. (30 m) on center.

in.	Belt Width		Ordering Number
	mm		
Up to 16	Up to 400		LS1
18-24	450-600		LS2
30-36	750-900		LS2-1/2



# Tatch-A-Cleat® Bondable Cleats

When required by special application needs, Tatch-A-Cleat® is available in four bondable cleat styles:

- T Cleats
- V-Guides
- Scoop Cleats
- Flanges

Select the PVC cleats, attached using a heat weld or chemical bond process. Or select rubber cleats, attached using a hot vulcanized or chemical bond process. Both material compounds are extremely durable and FDA-approved for use in a variety of food-handling applications. Custom profiles, colors and compounds can be produced to customers' requirements.



## PVC

Can be bonded to application using heat welds, RF welds or a cold chemical bond. When heat welded, the PVC melts easily to form a strong, dependable bond during the welding process.

V-guides are available in O, A, B, and C sizes and in various coiled lengths. V-guides are also available in a "notched" style for applications employing smaller-diameter pulleys.



## Rubber

Can be installed using a hot vulcanization or cold chemical bond process. Selection includes the T Cleat, V-guide, or the Flange styles, with either a buffed or unbuffed base.

Both black and white T Cleat offerings are manufactured from FDA-approved nitrile compounds. Select a height range from 1/2" - 4" (13 mm - 100 mm) in standard lengths of 10' (3 m). Black and white V-guides are manufactured from FDA-approved neoprene compounds, and are available in O, A, B, and C sizes in various coiled lengths.

# Tatch-A-Cleat® Bondable Cleats

## T Cleats

T Cleats are an efficient profile used to move material up inclines. The top of the cleat has a full radius, which gently transports the material to avoid bruising and marking of the product. The bottom edges taper, allowing for a smooth transition between belt and cleat. Also available in a heavy-duty configuration (ordering numbers have a prefix of 'TH'). These cleats offer greater carrying capacity for heavier objects.



### T Cleats – PVC Bondable 10' (3 m) Lengths

70 Durometer – 1400 lb. (625 kg) Tensile

Height		Min. Pulley Diameter		Standard Pack				Bulk Pack				Coil Pack							
				White		Black		Quantity/ Carton		White		Black		Quantity/ Carton		White		Black	
in.	mm	in.	mm	Ordering Number	Ordering Number	ft.	m	Ordering Number	Ordering Number	ft.	m	Ordering Number	Ordering Number	ft.	m	Ordering Number	Ordering Number	ft.	m
1/2	13	2-1/2	63	T1/2WP-100	T1/2BP-100	100	30	T1/2WP-500	T1/2BP-500	500	150								
3/4	19	2-1/2	63	T3/4WP-100	T3/4BP-100	100	30	T3/4WP-500	T3/4BP-500	500	150								
1	25	3	75	T1WP-100	T1BP-100	100	30	T1WP-400	T1BP-400	400	120	T1WP-600	T1BP-600	600	180				
1-1/2	38	3	75	T1-1/2WP-100	T1-1/2BP-100	100	30	T1-1/2WP-300	T1-1/2BP-300	300	90	T1-1/2WP-400	T1-1/2BP-400	400	120				
1-1/2	38	3	75									TH1-1/2WP-400	TH1-1/2BP-400	400	120				
2	50	3	75	T2WP-100	T2BP-100	100	30	T2WP-250	T2BP-250	250	75	T2WP-300	T2BP-300	300	90				
2-1/2	63	4	100	T2-1/2WP-50	T2-1/2BP-50	50	15	T2-1/2WP-150	T2-1/2BP-150	150	45	T2-1/2WP-300	T2-1/2BP-300	300	90				
3	75	4	100	T3WP-50	T3BP-50	50	15	T3WP-100	T3BP-100	100	30	T3WP-200	T3BP-200	200	60				
3	75	5	125	TH3WP-50	TH3BP-50	50	15	TH3WP-100	TH3BP-100	100	30	TH3WP-200	TH3BP-200	200	60				
4	100	6	150									TH4WP-100	TH4BP-100	100	30				

### T Cleats – Rubber Bondable 100' (30 m) Per Carton


Nitrile, 60 Durometer – 1500 lb. (675 kg) Tensile

Height		Min. Pulley Diameter		Buffed		Unbuffed	
				Pack – 10' (3 m) Lengths		Pack – 10' (3 m) Lengths	
in.	mm	in.	mm	White Ordering Number	Black Ordering Number	White Ordering Number	Black Ordering Number
1/2	13	4	100	T-1/2WNIB		T-1/2WNI	
3/4	19	6	150	T-3/4WNIB	T-3/4BNIB	T-3/4WNI	
1	25	6	150	T-1WNIB	T-1BNIB	T-1WNI	T-1BNI
1-1/2	38	6	150	T-1-1/2WNIB	T-1-1/2BNIB	T-1-1/2WNI	T-1-1/2BNI
2	50	6	150	T-2WNIB	T-2BNIB	T-2-WNI	T-2-BNI
3	75	6	150		T-3BNIB*		
4	100	6	150	T-4WNIB*			

\*50' (15 m) per carton.

# V-Guides

V-guides are an effective way to track belts. Applied to the underside of the belt, the V-guides operate within the notches in the pulley, keeping the belt tracking properly. Both rubber and PVC V-guides are available in the standard smooth configuration, while the notched V-guides are available in PVC only. Notched V-guides can operate over smaller diameter pulleys.



## V-Guides – PVC Bondable

70 Durometer – 1400 lb. (625 kg) Tensile

Size	Height		Min. Pulley Diameter		Quantity	V-Guides		Notched V-Guides	
						White	Black	White	Black
						Ordering Number	Ordering Number	Ordering Number	Ordering Number
in.	mm	in.	mm						
<b>Standard Pack</b>									
O	1/4	6	2	50	100' (30 m)	OVGWP-100	OVGBP-100	ONWP-100	ONBP-100
A	5/16	8	4	100	100' (30 m)	AVGWP-100	AVGBP-100	ANWP-100	ANBP-100
B	7/16	11	6	150	100' (30 m)	BVGWP-100	BVGBP-100	BNWP-100	BNBP-100
C	17/32	13	8	200	100' (30 m)	CVGWP-100	CVGBP-100	CNWP-100	CNBP-100
<b>Standard Reel</b>									
O	1/4	6	2	50	500' (152 m)	OVGWP-500	OVGBP-500	ONWP-500	ONBP-500
A	5/16	8	4	100	500' (152 m)	AVGWP-500	AVGBP-500	ANWP-500	ANBP-500
B	7/16	11	6	150	500' (152 m)	BVGWP-500	BVGBP-500	BNWP-500	BNBP-500
C	17/32	13	8	200	500' (152 m)	CVGWP-250*	CVGBP-250*	CNWP-250*	CNBP-250*
<b>Bulk Reel</b>									
O	1/4	6	2	50	1200' (360 m)	OVGWP-1200	OVGBP-1200	ONWP-1200	ONBP-1200
AM	7/32	6	5	125	1200' (360 m)	AMVWP-1200	AMVBP-1200		
A	5/16	8	4	100	1000' (300 m)	AVGWP-1000	AVGBP-1000	ANWP-1000	ANBP-1000
B	7/16	11	6	150	800' (240 m)	BVGWP-800	BVGBP-800	BNWP-800	BNBP-800
C	17/32	13	8	200	400' (120 m)	CVGWP-400	CVGBP-400	CNWP-400	CNBP-400

\*250' (76 m) per reel.

## V-Guides – Rubber Bondable

Neoprene, 60 Durometer – 1500 lb. (675 kg) Tensile

Size	Height		Min. Pulley Diameter		Quantity	Buffed		Unbuffed	
						White	Black	White	Black
						Ordering Number	Ordering Number	Ordering Number	Ordering Number
in.	mm	in.	mm						
<b>Standard Pack</b>									
O	1/4	6	2	50	100' (30 m)	OVGWNEB		ONWNE	
A	5/16	8	4	100	100' (30 m)	AVGWNEB	AVGBNEB	ANWNE	AVGBNE
B	7/16	11	6	150	100' (30 m)	BVGWNEB	BVGBNEB	BNWNE	BVGBNE
C	17/32	13	8	200	100' (30 m)	CVGWNEB	CVGBNEB	CNWNE	CVGBNE
<b>Standard Reel</b>									
O	1/4	6	2	50	500' (152 m)	OVGWNEB-500*	OVGBNEB-500	OVGWNE-500*	OVGBNE-500
A	5/16	8	4	100	500' (152 m)	AVGWNEB-500*	AVGBNEB-500	AVGWNE-500*	AVGBNE-500
B	7/16	11	6	150	500' (152 m)	BVGWNEB-500*	BVGBNEB-500	BVGWNE-500*	BVGBNE-500
C	17/32	13	8	200	500' (152 m)	CVGWNEB-300**	CVGBNEB-300**	CVGWNE-300**	CVGBNE-300**

\* White V-guides shipped in 2 pieces per reel.

\*\* 300' (90 m) per reel.



# Tatch-A-Cleat® Bondable Cleats

## Scoop Cleats

Unlike the T Cleat, which has an upright that is perpendicular to the base, the upright of the Scoop Cleat is at a 60 degree angle to the base. When operating on an incline, this allows the Scoop Cleat to gently cradle the product up a more aggressive incline. It also helps to prevent the product from rolling back over the top of the cleat.



**Scoop Cleats – PVC Bondable** 10' (3 m) Lengths  
70 Durometer – 1750 lb. (800 kg) Tensile

Height		Min. Pulley Diameter		Standard Pack				Bulk Pack			
				White		Black		Quantity/ Carton		White	
in.	mm	in.	mm	Ordering Number	Ordering Number	ft.	m	Ordering Number	Ordering Number	ft.	m
2	50	6	150	T2SCOOPWP-100		100	30	T2SCOOPWP-200		200	61
3	75	8	200	T3SCOOPWP-50	T3SCOOPBP-50	50	15	T3SCOOPWP-100	T3SCOOPBP-100	100	30

## Flanges

Flanges are applied longitudinally on the outer edges of the belt to help contain the product on the belt in flat conveyor applications. Flanges are extruded from a neoprene rubber, which has a 600% elongation, allowing for easy passage over pulleys.



**Flanges** 50' (15 m) Lengths  
Neoprene, 45 Durometer – 1200 lb. (550 kg) Tensile – 600% Elongation

Height		Min. Pulley Diameter Flange/Cleat		Black
				Ordering Number
in.	mm	in.	mm	
1	25	6/4	150/10	FL1BNE
1-1/2	38	8/5	200/12	FL1-1/2BNE

# More Innovative Solutions from Flexco

In addition to our wide selection of Tatch-A-Cleat® belt cleats, pegs, lugs, and V-guides, Flexco is also your source for a complete family of mechanical belt fasteners, belt cleaners, pulley lagging and other accessories to maximize productivity and performance up and down the conveyor line. Contact your Flexco distributor for additional product information.

## Flexco® Heavy-Duty Fastener Systems

Hinged and solid-plate styles for applications up to 1500 P.I.W. (263 kN/m).



## Alligator® Light-Duty Fastener Systems

Wide selection of easy-to-install patterns and sizes in staple set and lacing styles.



## Clipper® Wire Hook System

Double-staggered grip pattern means maximum holding power with virtually no belt degradation. Choose from wide selection of sizes.



## Rockline® Conveyor Products

Flexco offers belt cleaners, slide idlers, belt plows, skirt clamps, and other innovative solutions to maximize conveyor uptime.



## Belt Maintenance Tools

Choose from a wide selection of tools specially engineered to simplify conveyor belt maintenance and installation.



## Flex-Lag® Pulley Lagging

Flex-Lag® easy-to-install, high-performance ceramic and rubber pulley lagging delivers exceptional traction and eliminates belt slippage.





*Companies that rely on conveyors also rely on Flexco for belt conveyor maintenance solutions that help maximize uptime, productivity, and safety. We offer the most comprehensive selection of quality products in the industry. And we back customers with product and application support second to no one.*

*For more information, visit our*

*Web site at [www.flexco.com](http://www.flexco.com).*

*Or contact us at (630) 971-0150,*

*or via fax at (630) 971-1180.*



Flexible Steel Lacing Company  
2525 Wisconsin Avenue  
Downers Grove, IL 60515-4200 U.S.A.  
Telephone: (630) 971-0150  
Fax: (630) 971-1180  
E-mail: [info@flexco.com](mailto:info@flexco.com)  
Visit our Web site at: [www.flexco.com](http://www.flexco.com)



Australia: 61-2-9680-3322 • England: 44-1274-600-942 • Germany: 49-7428-9406-0  
Mexico: 52 55 56-74-53-26 • Republic of South Africa: 27-11-608-4180

© 2003 Flexible Steel Lacing Company, 4/07-12, Part#X2006

Alligator®, Clipper®, Econo-Cleat®, Far-Pul®, Flexco®, Flex-Lag®, Rockline®, Tatch-A-Cleat®, Tatch-A-Guide®, and Tatch-A-Lug® are registered trademarks, and Tatch-A-Peg™ is a trademark of Flexible Steel Lacing Company.